

Official Statistics Release

| | |
|---|---|
| Policy area: | Early years and childcare inspections and outcomes |
| Theme: | Education, children's services and skills |
| Published on: | 4 March 2014 |
| Coverage: | England |
| Period covered: | 1 September 2008 to 31 October 2013 |
| Status: | Provisional |
| Issued by: | Office for Standards in Education, Children's Services and Skills (Ofsted) Aviation House 125 Kingsway London WC2B 6SE |
| Chief Statistician: | Rob Pike |
| Statistician: | Louise Butler |
| Public enquiries: | enquiries@ofsted.gov.uk |
| Press enquiries: | pressenquiries@ofsted.gov.uk |
| Link to official statistics release web page: | http://www.ofsted.gov.uk/resources/official-statistics-early-years-and-childcare-registered-providers-inspections-and-outcomes |
| Publication medium: | Ofsted website |
| Publication frequency: | Quarterly |

Introduction

This official statistics release reports on early years and childcare inspections that occurred between 1 September 2008 and 31 October 2013 under Section 59 and 60 of the Childcare Act 2006. The arrangements for the regulation and inspection of providers on the Early Years Register changed in September 2012.

Data for inspections carried out between 1 September 2012 and 31 October 2013 under the new arrangements are provisional and subject to change.

Contents

| | |
|---|----|
| Introduction | 2 |
| Key findings | 3 |
| Methodology | 4 |
| Additional information | 6 |
| Chart 1: Overall effectiveness of early years registered providers inspected between 1 September 2012 and 31 October 2013, by provider type (provisional)..... | 7 |
| Chart 2: Overall effectiveness of active early years registered providers at their most recent inspection as at 31 October 2013, by provider type (provisional) | 7 |
| Chart 3: Overall effectiveness of active early years registered providers at their most recent inspection as at 31 October 2013, by region (provisional)..... | 8 |
| Table 1: Number of early years and childcare provider inspections between 1 September 2012 and 31 October 2013, by inspection type (provisional)..... | 8 |
| Table 2: Inspection outcomes of early years registered providers inspected between 1 September 2012 and 31 October 2013 (provisional)..... | 9 |
| Table 3: Inspection outcomes of active early years registered providers at their most recent inspection as at 31 October 2013 (provisional) | 10 |
| Glossary..... | 11 |

Key findings

- This report covers the new early years inspection framework that began in September 2012, and was revised in November 2013. It covers inspections for the full fourteen months from 1 September 2012 to 31 October 2013. This is therefore a slight update on the 12 months of data to the end of August which was published in December. Adding an extra two months of data has of course increased the number of inspections reported, but has made only minor changes to the picture of the quality of the provision. Data on the revised framework which began in November 2013 will be published in the next release in summer 2014.
- Between 1 September 2012 and 31 October 2013 there were 17,434 full inspections of Early Years registered providers. Sixty seven per cent of providers were judged good or outstanding for overall effectiveness, the same proportion as at the end of August. This is lower than in the 2011/12 academic year (74%).
- The lower grade profile seen under the new framework may be partly because the new framework has raised the bar but is also due to focusing inspections on provision that causes concern. This includes prioritising the re-inspections of providers previously graded satisfactory at the start of the four year inspection cycle, and bringing forward inspections of providers where information has suggested they may not be meeting requirements and are posing a risk to children.
- Between 1 September 2008 and 31 October 2013, Ofsted has inspected 66,525 Early Years providers that were still active on the Early Years register at the end of the period. Seventy eight per cent of these providers were judged good or outstanding for overall effectiveness at their most recent inspection. This is an increase of four percentage points since the end of August 2012 and one percentage point from August 2013. This increase is a result of 58% of satisfactory providers improving at their inspections in this 14 month period, as well as weaker providers leaving the early years register.

Methodology

1. The data in this release are from inspections carried out between 1 September 2008 and 31 October 2013.
2. This report includes data from inspections carried out since September 2012 under the new inspection arrangements for Early Years providers. A key change is the reduction in the number of judgements that are reported. From September there are now four, including an overall effectiveness judgement. This judgement is comparable with the overall effectiveness judgement made in the previous inspection cycle.
3. Statistics relating to inspections carried out between 1 September 2012 and 31 October 2013 are provisional and include inspections in the period where the inspection report was published by 30 November 2013.
4. Statistics relating to the most recent inspection outcome of providers include inspections from 1 September 2008 up to 31 October 2013, where the inspection report was also published at that date. This means that where the most recent inspection outcome of a provider took place during the period, but the report was not published at the end of the period, it will be excluded from the analysis. Where there is one, the outcome of the next most recent inspection will be included in the analysis instead.
5. Data on provider type are taken from the end of the reporting period rather than at the point of inspection. As such, graded outcomes from Early Years Register inspections can occasionally be shown against providers that would not normally receive these inspections (such as Home Childcarers) if they changed provider type after their inspection but before the end of the reporting period.
6. Early years and childcare providers are allocated to local authority areas according to their postcode, using the National Statistics Postcode Directory. For a small number of providers, local authority and region information was not available at the time of analysis. These providers are categorised as 'Local authority not recorded' and 'Region not recorded'.
7. A small proportion of early years registered providers are inspected as part of a school inspection. The outcomes from these providers are not included in this release, but will be covered within Ofsted's official statistics on maintained schools inspection and outcomes and independent schools inspections and outcomes.
8. Revisions are published in line with Ofsted's revisions policy for official statistics. For more information about the policy please visit the Ofsted website:

www.ofsted.gov.uk/resources/statistical-notice-ofsted-revisions-policy-for-official-statistics

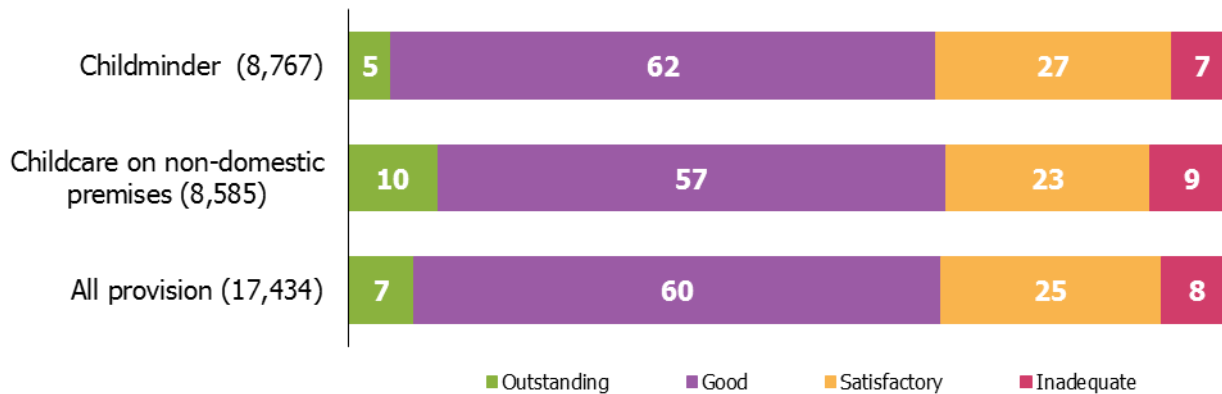
9. A new inspection framework for providers on the Early Years Register and on the Childcare Register commenced in September 2012, and replaced the framework published in September 2008. The new framework has since been revised for inspections from 4 November 2013 onwards. For more information about the new framework please go to the Ofsted website:

<http://www.ofsted.gov.uk/resources/framework-for-regulation-of-provision-early-years-register>

Additional information

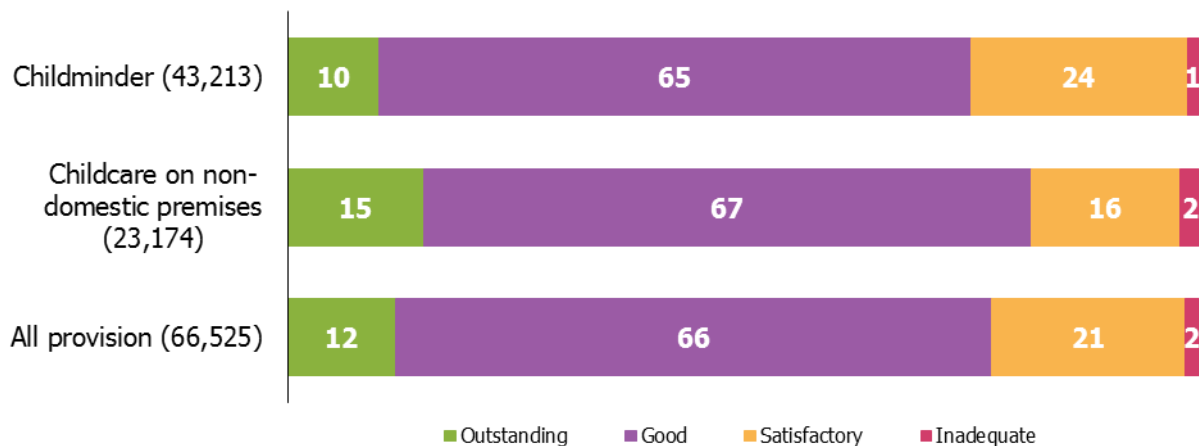
All the tables and charts shown in this release, along with additional analysis and data on individual providers are available in Excel format on the Ofsted website in the same location as this document.

Chart 1: Overall effectiveness of early years registered providers inspected between 1 September 2012 and 31 October 2013, by provider type (provisional) ^{1 2 3}



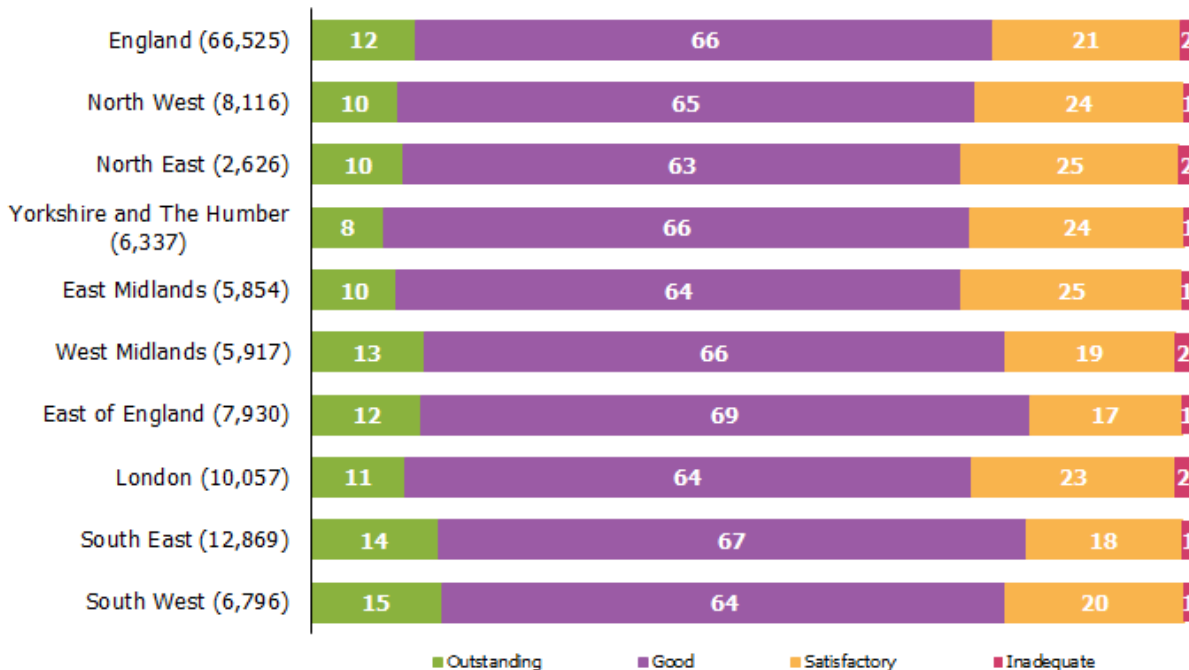
1. Percentages are rounded and do not always add exactly to 100.
2. Childcare on domestic premises is not shown due to the small number of inspections.
3. Includes inspections published by 30 November 2013.

Chart 2: Overall effectiveness of active early years registered providers at their most recent inspection as at 31 October 2013, by provider type (provisional) ^{1 2 3}



1. Percentages are rounded and do not always add exactly to 100.
2. Data are based on inspections carried out since the introduction of the Early Years Foundation Stage in September 2008 and include inspections carried out under the new arrangements introduced in September 2012. Includes inspections published by 31 October 2013.
3. Childcare on domestic premises is not shown due to the small number of inspections.

Chart 3: Overall effectiveness of active early years registered providers at their most recent inspection as at 31 October 2013, by region (provisional) ^{1 2}



1. Percentages are rounded and do not always add exactly to 100.

2. Data are based on inspections carried out since the introduction of the Early Years Foundation Stage in September 2008 and include inspections carried out under the new arrangements introduced in September 2012. Includes inspections published by 31 October 2013.

Table 1: Number of early years and childcare provider inspections between 1 September 2012 and 31 October 2013, by inspection type (provisional) ^{1 2 3}

| | All provision | Childminder | Childcare on non-domestic premises | Childcare on domestic premises | Home childcarer |
|--|---------------|-------------|------------------------------------|--------------------------------|-----------------|
| Early years register (full inspection) | 17,434 | 8,767 | 8,585 | 81 | 1 |
| Early years register (no children on roll) | 320 | 289 | 31 | 0 | 0 |
| Childcare register | 1,494 | 192 | 453 | 0 | 849 |
| Total | 19,248 | 9,248 | 9,069 | 81 | 850 |

1. Figures represent all inspections in this period, including re-inspections and inspections of providers who have since closed.

2. Includes inspections published by 30 November 2013.

3. Provision type is as at 30 November 2013 and inspection type is as at point of inspection. As a result there is one provider with an Early Years inspection outcome that was previously a childminder, which has become a home childcarer since their inspection.

Table 2: Inspection outcomes of early years registered providers inspected between 1 September 2012 and 31 October 2013 (provisional)^{1 2 3 4}

| | Total number inspected | Number of Providers | | | | Percentage of Providers | | | |
|---|------------------------|---------------------|--------|--------------|------------|-------------------------|------|--------------|------------|
| | | Outstanding | Good | Satisfactory | Inadequate | Outstanding | Good | Satisfactory | Inadequate |
| Overall effectiveness: the quality and standards of the provision | 17,434 | 1,301 | 10,383 | 4,338 | 1,412 | 7 | 60 | 25 | 8 |
| The quality of leadership and management | 17,434 | 1,308 | 10,381 | 4,334 | 1,411 | 8 | 60 | 25 | 8 |
| The contribution of the provision to the wellbeing of children | 17,434 | 1,520 | 10,814 | 3,811 | 1,289 | 9 | 62 | 22 | 7 |
| How well the provision meets the needs of the children who attend | 17,434 | 1,356 | 10,700 | 4,224 | 1,154 | 8 | 61 | 24 | 7 |

1. Percentages are rounded and do not always add exactly to 100.

2. Figures represent all inspections in this period, including re-inspections and inspections of providers who have since closed.

3. Includes inspections published by 30 November 2013.

4. Provision type is as at 30 November 2013 and inspection type is as at point of inspection. As a result there is one provider with an Early Years inspection outcome that was previously a childminder, which has become a home childcarer since their inspection. This provider is included in the All provision total.

Table 3: Inspection outcomes of active early years registered providers at their most recent inspection as at 31 October 2013 (provisional) ^{1 2 3}

| | Total number inspected | Number of Providers | | | | Percentage of Providers | | | |
|--|------------------------|---------------------|--------|--------------|------------|-------------------------|------|--------------|------------|
| | | Outstanding | Good | Satisfactory | Inadequate | Outstanding | Good | Satisfactory | Inadequate |
| ² Overall effectiveness: the quality and standards of the provision | 66,525 | 7,857 | 43,576 | 14,050 | 1,042 | 12 | 66 | 21 | 2 |
| ³ The quality of leadership and management | 14,927 | 1,160 | 9,179 | 3,704 | 884 | 8 | 61 | 25 | 6 |
| ³ The contribution of the provision to the wellbeing of children | 14,927 | 1,337 | 9,560 | 3,203 | 827 | 9 | 64 | 21 | 6 |
| ³ How well the provision meets the needs of the children who attend | 14,927 | 1,198 | 9,443 | 3,580 | 706 | 8 | 63 | 24 | 5 |

1. Percentages are rounded and do not always add exactly to 100.

2. This judgement includes the outcome '*How well does the setting meet the needs of children in the Early Years Foundation Stage?*' from the previous EYFS framework that began in September 2008. Includes outcomes for the most recent inspections that were published by 31 October 2013.

3. Judgements only made at inspections from 1 September 2012 onwards so the number of inspections shown for these judgements is lower than the numbers for overall effectiveness.

Glossary

Actions

Inspectors raise actions to bring about compliance with the statutory requirements of the Early Years Foundation Stage where these are not met at inspection. Usually actions result in one or more judgements being inadequate. In some cases where a specific requirement or part of a requirement is not met but the inspector considers that the overarching general legal requirement is met, the provider has a history of compliance and the impact on children is not significant, then the inspector may judge the relevant judgement to be 'satisfactory' or, on very rare occasions, 'good'. Providers are given a short timescale to put things right.

Childminder

This is a person who is registered to look after one or more children, to whom they are not related, for reward. Childminders work with no more than two other childminders or assistants.

They care for:

- children on domestic premises that are not usually the home of one of the children, unless they care for children from more than two families wholly or mainly in the homes of the families
- at least one individual child for a total of more than two hours in any day. This is not necessarily a continuous period of time.

Childcare providers

Childcare providers care for at least one individual child for a total of more than two hours in any day. This is not necessarily a continuous period of time. They must register to care for children under the age of eight, unless under exceptional circumstances; and can choose to register to care for older children. The early years and childcare sector comprises four main categories of provider: childminders, childcare providers on non-domestic premises, childcare providers on domestic premises and home childcarers.

Childcare providers on domestic premises

These are people providing care on domestic premises with at least three other people. They can provide the care directly or employ people to work with them. The difference between childminding and childcare on domestic premises is the number of people involved; if four or more people look after children at any time they are providing childcare on domestic premises, not childminding.

Childcare providers on non-domestic premises

These are people or organisations providing care for individual children in premises that are not someone's home. These premises can range from converted houses to purpose built nurseries.

Childcare Register

The Childcare Register has providers who care for children from birth to 17 years. It has two parts:

- **the compulsory part**

Providers must register if they care for one child or more from the 1 September following their fifth birthday until they reach their eighth birthday for a period of more than two hours in any day.

- **the voluntary part**

Providers who are not eligible for compulsory registration may choose to register here. These are mainly people looking after children aged eight and over, or providing care in the child's home like a nanny.

Ofsted inspects a random 10% sample of providers who are registered only on the Childcare Register, and not on the Early Years Register, each financial year.

Early Years Foundation Stage

The Early Years Foundation Stage (EYFS) is a comprehensive statutory framework introduced in September 2008 that sets the standards for the learning, development and care of children from birth to five.

Early Years Register

The Early Years Register records providers who look after children from birth to school age (that is 31 August after the child's fifth birthday). It is compulsory for such providers. Providers on this register must meet the requirements of the Early Years Foundation Stage. Ofsted inspects all providers on this register at least once in a 47-month period to judge each provider's overall effectiveness.

Home childcarers

Home childcarers are usually nannies who care for children of any age up to their 18th birthday wholly or mainly in the child's own home, and care for children from no more than two families. They are not required to register with Ofsted but may choose to do so on the voluntary part of the Childcare Register.

No children on roll inspections

If an inspection is scheduled and there are no children on roll at the time of the inspection it should be deferred and the no children on roll letter EYL 409 sent to the provider. This letter explains to the provider that the inspection is being deferred as there are no children on roll. The provider must inform Ofsted when they start to care for children. The only exceptions to this are:

- if it is towards the end of a provider's prescribed period for inspection and an inspection needs to be carried out for Ofsted to fulfil its regulatory role
- it is a reinspection of those judged inadequate for overall effectiveness at their last inspection and it has reached the trigger point for the reinspection

Inactive providers

A childcare provider may be inactive because they have resigned or they have had their registration suspended or cancelled by Ofsted.

Recommendations

Inspectors make recommendations to improve the quality of the provision. These recommendations relate to the principles, practice guidance and statutory guidance of the Early Years Foundation Stage.

© Crown copyright

You may re-use this information (not including logos) free of charge in any format or medium, under the terms of the Open Government Licence. To view this licence, visit <http://www.nationalarchives.gov.uk/doc/open-government-licence/> or write to the Information Policy Team, The National Archives, Kew, London, TW9 4DU or e-mail: psi@nationalarchives.gsi.gov.uk.