

Statistical Release

Special Consideration in GCSE and A Level: Summer 2014 Exam Series

Contents

Introduction.....	1
Key statistics.....	3
Glossary of terms.....	7
Background notes.....	8
Appendix.....	15

Key points

This release provides information on special consideration for GCSE and A level, in England, Wales and Northern Ireland, during the summer 2014 exam series. Special consideration is the process by which results are awarded for candidates who could not be present for part of the assessment, or where a mark adjustment is applied for candidates who were present, but disadvantaged in some way. The key findings for this release are:

- The number of requests for special consideration has increased by 20 per cent on last year, from 413,150 in summer 2013 to 496,500 for the summer 2014 exam series. However, this is in the context of an 18 per cent increase in the number of scripts.
- Just under 3 per cent of all scripts received approval for special consideration in the summer 2014 exam series.
- From the requests for special consideration there were 456,450 approvals (92 per cent), compared with 372,700 approvals in 2013. This is a 22 per cent increase, but is in line with the increase in scripts marked.
- For the third year running, the most common mark adjustment made was 3 per cent of the maximum mark of a question paper.

Published:
6th November 2014

Nick Catlow
Policy Lead

Alison Fisher
Head of Statistics

024 7671 6809
statistics@ofqual.gov.uk

Introduction

This statistical release, published on behalf of the qualifications regulators for England, Wales and Northern Ireland, presents data on special consideration for GCSE and A level exams during the summer 2014 exam series. Five exam boards offer these qualifications in England, Wales and Northern Ireland:

- AQA
- Council for the Curriculum, Examinations and Assessment (CCEA) (Northern Ireland)
- Oxford Cambridge and RSA Examinations (OCR)
- Pearson
- WJEC.

From 2011 to 2013, International Curriculum & Assessment Agency (Examinations) (ICAA(E)) also offered GCSEs.

Exam boards must have procedures in place for making adjustments to the marks of candidates who have not been able to demonstrate their ability in an assessment due to exceptional circumstances.

Adjustments may be made for candidates who were present for an assessment but disadvantaged due to temporary injury, illness, indisposition or another unforeseen incident immediately before or during the exam period.

Exam boards must also have procedures for making a qualification award by special consideration. This is where a candidate has covered the course but is unable, through temporary illness, injury or indisposition, to be present for part of the assessment and, therefore, to fulfil all the usual assessment requirements.

A special consideration request applies to an individual assessment (a unit or component). A small proportion of special consideration requests and approvals are for non-timetabled exams such as controlled assessments or coursework.

The Joint Council for Qualifications (JCQ) publish regulations and guidance on special consideration and what it is used for:

Special consideration can only seek to go some way to assist a candidate affected by a potentially wide range of difficulties, emotional or physical, which may influence performance in examinations. It cannot remove the difficulty faced by the candidate. There will be situations where candidates should not be entered for an examination. Only minor adjustments can be

made to the mark awarded because to do more than this would jeopardize the standard of the examination.¹

In this release, AS figures are included in the figures reported for A level, since AS units are a subset of the A level qualification.

Note: figures within the commentary and tables have been rounded to the nearest 50.

All tables referred to in the text are provided in the appendix.

Further background information on special consideration relevant to this release is provided from page 8 onward.

¹ www.jcq.org.uk/Download/exams-office/access-arrangements-and-special-consideration/regulations-and-guidance/a-guide-to-the-special-consideration-process

Key statistics

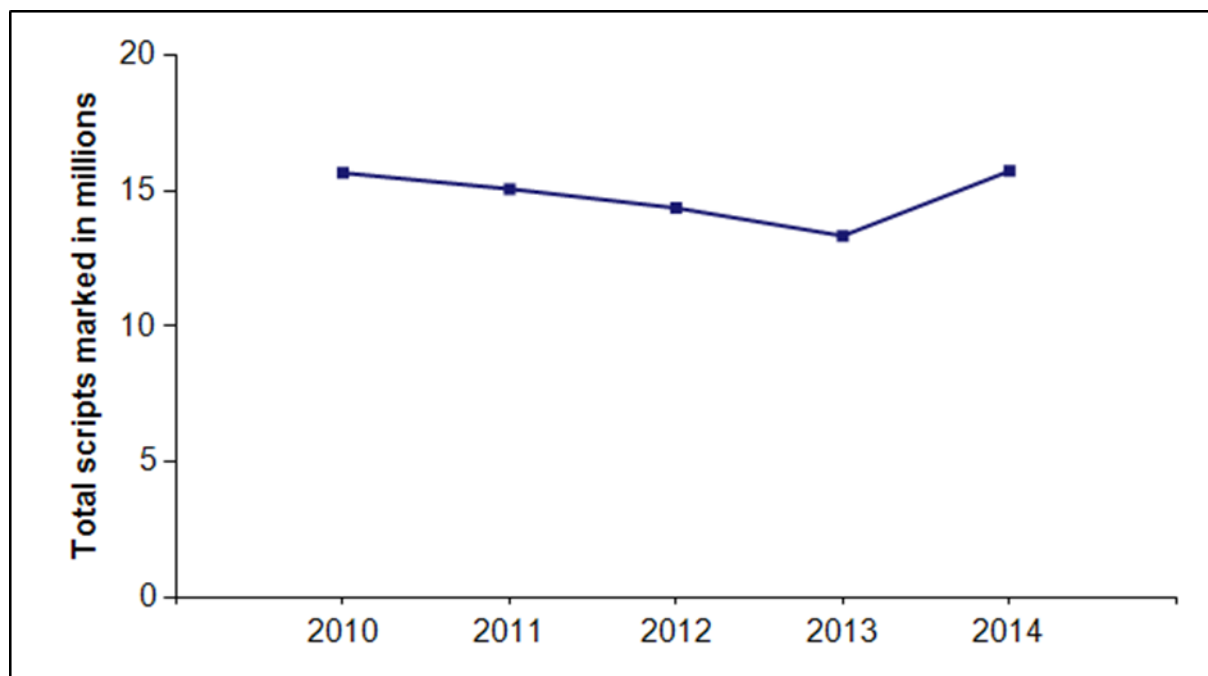
Scripts marked

In the summer 2014 exam series, more than 2.4 million AS and A level certifications and just under 5.6 million GCSE certifications were made in England, Wales, Northern Ireland, other UK regions and overseas.² This corresponds to 15.7 million scripts, an increase of 18 per cent from 2013 (see table 1 and figure 1).

This increase in the number of scripts is because of changes made to the qualifications for summer 2014. GCSEs became linear and the January exam series for AS and A level in England was removed. This meant that students in 2014 had to take all their exams in the summer. As a result, the number of individual exams (but not the number of qualifications) taken by each student was generally higher in summer 2014 than in recent years.

The fall in scripts between the 2010 and 2013 summer series is due to the phased introduction of modular GCSEs over this period. This means there was changing use of the non-summer exam series which affected the number of scripts in the summer series.

Figure 1: Total scripts marked for GCSE and A level, summer exam series 2010 to 2014



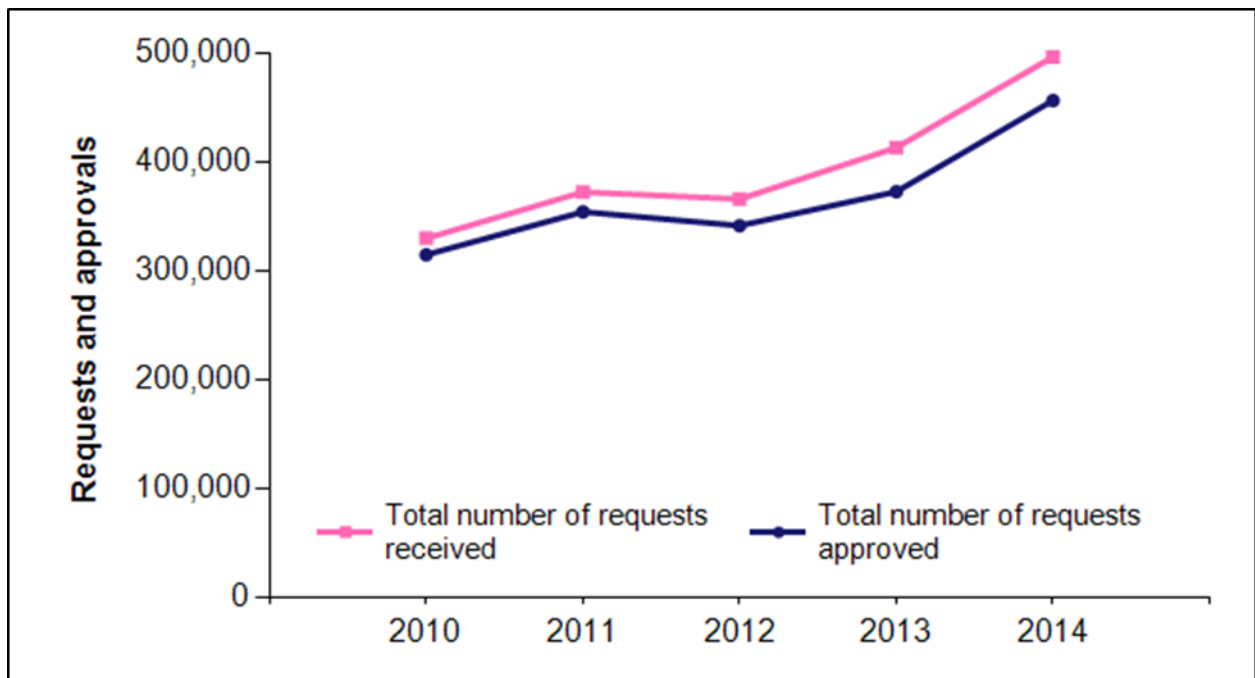
² These figures include applied subjects.

Special consideration

During the summer 2014 exam series, there were 496,500 requests for special consideration, an increase of 20 per cent when compared with 2013. This increase in requests for special consideration is in line with the increase in the number of scripts (see table 2, figure 1 and figure 2).

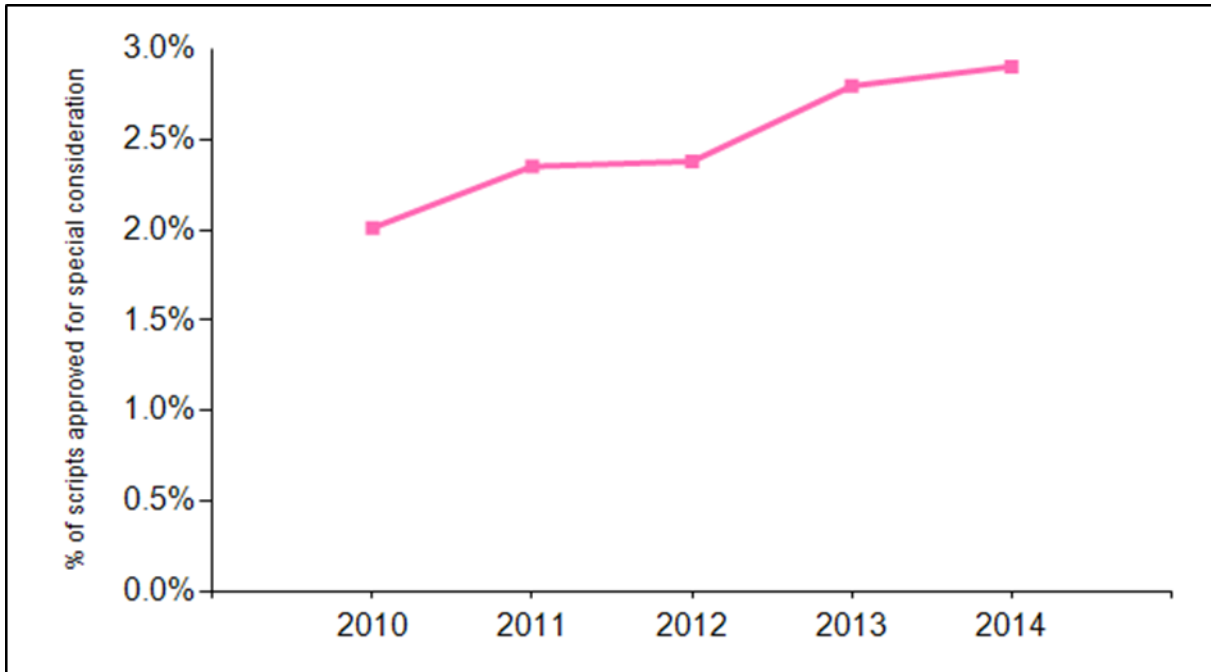
Exam boards approved 456,450 requests for special consideration, representing 92 per cent of requests received. The approval rate increased from 90 per cent in summer 2013. This reverses the recent trend of decreases seen over the last five years. In 2010, the approval rate was 95 per cent (see table 2).

Figure 2: Number of requests received and approved for special consideration, 2010 to 2014



The requests approved for special consideration during the summer 2014 exam series represent 2.9 per cent of the total number of scripts marked. This has increased slightly from last year, when it was 2.8 per cent of scripts and is the highest figure since 2010 (see figure 3).

Figure 3: Requests approved for special consideration as a percentage of total scripts marked, 2010 to 2014



These figures represent the number of requests for special consideration rather than the number of candidates making requests. A request relates to a candidate sitting a specific unit or component in a series. An individual candidate may require special consideration for a number of units or components, and may take them with more than one exam board for which the same special consideration may be appropriate; however the school or college will need to make requests for each unit or component from each exam board.

The two categories of special consideration

Two categories of special consideration are available:

- those candidates who were present for an assessment but disadvantaged in some way – mark adjustment;
- those candidates who could not be present to complete all the normal assessment requirements – qualification award.

Over 95 per cent of approved requests for special consideration were for candidates who were present for an assessment, but disadvantaged in some way, so requested a mark adjustment. The remaining 4.9 per cent were approved for candidates who could not be present for a whole unit or component (see table 3).

Special consideration requests resulting in mark adjustments

The procedures for applying a mark adjustment allow for relatively minor adjustments to a candidate's mark: up to 5 per cent of the maximum mark of a question paper. The maximum adjustment is reserved for exceptional cases, such as for candidates disadvantaged by the recent death of an immediate family member.

As in the previous two years, the most frequent mark adjustment was a change of 3 per cent of the total marks available for the exam, to be added to a candidate's overall score. This category is granted for candidates who have had a recent traumatic experience, or a recent illness of a more serious nature. Of the 427,900 approved requests resulting in a mark adjustment:

- 17 per cent resulted in a 1 per cent mark adjustment;
- 24 per cent resulted in a 2 per cent mark adjustment;
- 27 per cent resulted in a 3 per cent mark adjustment;
- 24 per cent resulted in a 4 per cent mark adjustment;
- 9 per cent resulted in a 5 per cent mark adjustment.³

There were 6,250 cases that were approved but were awarded no extra marks. These data are no longer collected from exam boards, as these cases have no effect on a candidate's mark. Therefore, this category has been removed from table 4, which shows the proportion of each mark adjustment made.

This means the total number of approved requests for mark adjustments, 434,200 (see table 3), will be greater than the total of the breakdown for each percentage of mark adjustments, 427,950 (see table 4).

³ The percentages above have been rounded and, therefore, do not equal 100.

Glossary of terms

A level

Available as advanced level (A level) and advanced subsidiary (AS) qualifications. They are the qualifications that the majority of students use to gain entry to university. They are generally sat by 17–18 year olds in schools and colleges, but are open to anyone who wishes to gain a qualification.

Awarding organisation

An organisation recognised to develop, deliver and award descriptions of qualifications. Also referred to as an exam board.

GCSE

General Certificates of Secondary Education are the main school-leaving qualification in England, Wales and Northern Ireland. They are available in a range of subjects and can be studied alongside other qualifications. They are generally sat by 15–18 year olds in schools and colleges but are open to anyone who wants to gain a qualification.

Special consideration

Special consideration is a post-examination adjustment to a candidate's mark or grade to reflect temporary illness, temporary injury or other indisposition at the time of the assessment, which has had, or is reasonably likely to have had, a material effect on a candidate's ability to take an assessment or demonstrate his or her normal level of attainment in an assessment.⁴

⁴ www.jcq.org.uk/Download/exams-office/access-arrangements-and-special-consideration/regulations-and-guidance/a-guide-to-the-special-consideration-process

Background notes

This document is in line with Ofqual Statistics Policies:

www.ofqual.gov.uk/ofdoc_categories/statistics/policies-statistics and the Code of Practice for Official Statistics: www.statisticsauthority.gov.uk.

About special consideration

The qualifications covered by this release are regulated by Ofqual, the Welsh Government and/or the CCEA. Each qualifications regulator publishes conditions⁵ that set out the requirements the exam boards it regulates have to meet. These conditions state that 'An awarding organisation must have in place clear arrangements for Special Consideration to be given to Learners in relation to qualifications which it makes available.' Such arrangements are for a candidate who has temporarily experienced an illness or injury, or some other event outside his or her control, which has had, or is reasonably likely to have had, a material effect on that candidate's ability to take an assessment or demonstrate his or her level of attainment in an assessment.

In addition, exam boards also have to comply with the requirements of the regulators' *GCSE, GCE, Principal Learning and Project Code of Practice* (2011).⁶

Section 7 of the code of practice requires exam boards to have procedures for making adjustments to the marks of candidates who have not been able to demonstrate attainment because of exceptional circumstances. The Joint Council for Qualifications (JCQ) publishes guidance and procedures on special consideration.⁷ Adjustments may be given to candidates who were present for an assessment but disadvantaged due to temporary injury, illness, indisposition or another unforeseen incident immediately before or during the exam period. The procedures allow for only relatively minor adjustments to a candidate's mark: up to 5 per cent of the maximum mark of a question paper. The maximum adjustment is reserved for exceptional

⁵ www.ofqual.gov.uk/documents/general-conditions-of-recognition

www.rewardinglearning.org.uk/docs/accreditation/general_conditions_of_recognition_september_2014.pdf

www.wales.gov.uk/docs/dcells/publications/120329generalconditionsen.pdf

⁶ www.ofqual.gov.uk/downloads/category/93-codes-of-practice?download=680%3Agcse-gce-principal-learning-and-project-code-of-practice-2011

⁷ www.jcq.org.uk/Download/exams-office/access-arrangements-and-special-consideration/regulations-and-guidance/a-guide-to-the-special-consideration-process

cases, such as candidates disadvantaged by the recent death of an immediate family member. Most adjustments for special consideration are smaller, such as a 2 per cent adjustment of the maximum available mark for candidates who have a minor illness on the day of the exam. Each case is assessed on its merits, and the decision made by the exam board is based on various factors, including the severity of the circumstances, the date of the exam in relation to the circumstances, and the nature of the assessment.

The code of practice also requires exam boards to have procedures for making a qualification award by special consideration where a candidate has covered the course but is unable, through temporary illness, injury or indisposition, to be present for the exam of a unit or component and, therefore, cannot complete all the assessment requirements.

To be eligible for a qualification award by special consideration, candidates must have met the following minimum requirements, as set out in the JCQ guidance:

- For A level, normally at least 50 per cent of the total assessment must have been completed.
- For GCSE, normally at least 50 per cent of the total assessment must have been completed.⁸

The exam boards specify the eligibility criteria for special consideration and must ensure that the criteria, application procedures and deadlines are available to schools and colleges.

Data source

The exam boards send Ofqual data on the number of requests for special consideration and their approvals.

⁸ An exception will be made by the exam boards in summer 2014, for those GCSE specifications regulated by Ofqual originally designed to operate as modular assessments. This is in recognition of the fact that the current terminal requirements (the exams at the end of the course) were not in place when these qualifications were first developed.

In cases where there is a single examined unit worth 60 per cent of the overall qualification, or two examined components totalling 60 per cent, the minimum requirement for enhanced grading is reduced to 40 per cent.

Limitations of data

There is potential for error in the information provided by exam boards, therefore Ofqual cannot guarantee that the information received is correct. Ofqual compares the data over time and checks for systematic issues. Summary data are sent back to examination boards for checking and confirmation.

Quality assurance procedures are carried out as explained in the Quality Assurance Framework for Statistical Publication and the Data Audit Framework (www.ofqual.gov.uk/ofdoc_categories/statistics/policies-statistics), to ensure the accuracy of the data and challenge or question it, where necessary. Ofqual continuously manages this process by:

- ensuring that data providers are clear about what is required of them; a process helped by ensuring that providers are fully consulted during the initial design and any subsequent change phases;
- reminding all providers (if appropriate) that, as a condition of them being regulated, all data must be completely accurate;
- being alert to unexpected changes in the data submitted by comparing individual returns over time from the same provider;
- actively challenging any unexpected results with the data providers;
- having a proportionate data-auditing framework in place, allowing for auditing of providers' information collection, collation and delivery processes as necessary, using a wide range of tools from questionnaires to on-site process audits.

The publication may be deferred if the statistics are not considered fit for purpose.

Comparisons in this release are made with data from the previous five years, where available.

Geographical coverage

In this release, Ofqual presents data on requests for special consideration for all GCSEs and A Levels. The majority of GCSEs and A levels are taken in England, Wales and Northern Ireland, however, this release does include GCSEs and A levels taken everywhere, including outside the UK.

Revisions

Once published, data on the number of requests are not usually subject to revision, although subsequent releases may be revised to insert late data or correct an error.⁹

In this release, no figures have been revised.

Completeness of the data

The exam boards send Ofqual data annually. Any provider that does not return a complete set of data within the collection period is contacted, to make sure the data are as complete as possible. For this release, Ofqual received data from all the exam boards.

Confidentiality

To ensure confidentiality of the published accompanying data, the figures have been rounded to the nearest 50. If the value is less than 25, it is represented as 0~ and 0 represents zero requests or approvals. The Statement of Confidentiality policy can be found on Ofqual's website.¹⁰

Rounding

Figures in the commentary and tables are rounded to the nearest 50 for ease of use. As a result of rounded figures, the percentages (calculated on actual figures) shown in any tables may not necessarily add up to 50. Rounding policy can be found on Ofqual's website.¹¹

⁹ www.ofqual.gov.uk/ofdoc_categories/statistics/policies-statistics

¹⁰ www.ofqual.gov.uk/ofdoc_categories/statistics/policies-statistics

¹¹ www.ofqual.gov.uk/ofdoc_categories/statistics/policies-statistics

Users of these statistics

These statistics are of particular interest to Ofqual, recognised exam boards and the Department for Education. Other users include government policy officials, academics, researchers, the public, government departments in Northern Ireland and Wales, and other interested parties. Ofqual uses these statistics to ensure that GCSEs and A levels are fit for purpose and meet expected standards. Central government officials use the statistics for policy implementation and ministerial briefings.

Related statistics and publications

A number of other statistical releases and publications relate to this one, including:

- The *Statistical First Release: GCSE and Equivalent Results in England 2012/13*,¹² published by the Department for Education, covers students' achievements in GCSEs and the equivalent regulated qualifications in schools at the end of Key Stage 4.
- The *Statistical First Release: A Level and Other Level 3 Results in England, Academic Year 2012 to 2013 (Revised)*¹³ covers achievements for 16- to 18-year-old students at schools and colleges in all Level 3 qualifications. These releases can be used to add context to the trends seen in Level 2 and Level 3 GCE and GCSE equivalent qualifications.
- *GCSE and equivalent attainment by pupil characteristics in Schools in England 2013 to 2014*¹⁴ published by the Department for Education.
- *The Statistical Release: Access Arrangements for GCSE and A level: 2013/14 Academic Year*.¹⁵

¹² Department for Education (2014) Statistical First Release: GCSE and Equivalent Results in England 2012/13 (Revised). Available at:
www.gov.uk/government/uploads/system/uploads/attachment_data/file/274497/SFR01_2014_FINAL.pdf

¹³ Department for Education (2014) Statistical First Release: A Level and Other Level 3 Results in England, Academic Year 2012 to 2013 (Revised). Available at:
www.gov.uk/government/uploads/system/uploads/attachment_data/file/285082/SFR02_January_2014_FINAL_REVISED.pdf

¹⁴ www.gov.uk/government/statistics/gcse-and-equivalent-attainment-by-pupil-characteristics-2012-to-2013

¹⁵ www.ofqual.gov.uk/standards/statistics/access-arrangements/

Useful information

- A glossary of terms is available on page 7 to help you interpret this release.
- You can find the publication schedule for the next releases on Ofqual's website.¹⁶
- The Register gives information on regulated qualifications and recognised awarding organisations in England, Wales and Northern Ireland.¹⁷

¹⁶ www.ofqual.gov.uk/standards/statistics/raw-data

¹⁷ <http://register.ofqual.gov.uk>

User feedback

Ofqual is running a rolling series of online surveys to make sure its statistical releases meet your needs.

Ofqual would like to invite you to take part in the online survey for this release. www.ofqual.gov.uk/standards/statistics/special-consideration.

It will take about 10 minutes to complete. Your responses will remain entirely confidential in any reports published about the survey.

If you would like to take part in the survey, have any questions or would prefer a paper or large-type copy, please contact us at: statistics@ofqual.gov.uk.

Appendix

Table 1	The total number of scripts marked during the summer exam series, by qualification, 2010 to 2014
Table 2	Special consideration requests and approvals during the summer exam series, 2010 to 2014
Table 3	Special consideration requests by candidates who were present, or not present, during the summer exam series, 2011 to 2014
Table 4	Approved special consideration requests for a mark adjustment (where the candidate was present but disadvantaged) – percentage allocated 2012 to 2014

Table 1: The total number of scripts marked during the summer exam series, by qualification, 2010 to 2014

England, Wales & Northern Ireland							
Year	Number of scripts						Total
	AQA	Pearson	OCR	WJEC	CCEA	ICAA(E)	
2010	6,411,150	3,619,800	3,660,350	1,423,950	538,150		15,653,400
2011	6,089,650	3,661,600	3,238,900	1,610,100	444,750	19,850	15,064,850
2012	5,719,300	3,661,450	2,939,150	1,573,050	467,850	900	14,361,650
2013	5,433,250	3,435,250	2,529,600	1,513,650	422,800	250	13,334,750
2014	6,469,850	4,118,950	3,037,450	1,650,850	446,250		15,723,350

Source: EPG exams monitoring data

Notes:

1. Data are supplied by exam boards.
2. 2010 includes GCE, GCSE and overseas entries.
3. ICAA(E) awarded GCSEs for the first time in 2011. Final awards were in 2013. ICAA(E) do not currently offer any GCSEs, so have a blank for 2014.

Table 2: Special consideration requests and approvals during the summer exam series, 2010 to 2014

England, Wales & Northern Ireland								
	Year	Requests for special consideration						Total
		AQA	Pearson	OCR	WJEC	CCEA	ICAAE	
Number of requests for special consideration	2010	134,250	77,900	65,050	34,100	18,600		329,900
	2011	156,450	82,200	73,700	33,550	26,300	200	372,350
	2012	143,250	90,100	72,750	39,550	20,250	0~	365,950
	2013	168,200	105,200	75,050	40,850	23,800	0~	413,150
	2014	211,950	113,000	101,700	45,850	23,950		496,500
Number of requests approved	2010	129,450	72,300	62,550	32,000	18,550		314,800
	2011	146,400	80,550	70,500	31,100	25,400	200	354,150
	2012	126,850	87,100	69,950	37,800	19,800	0~	341,550
	2013	150,300	92,750	70,700	39,050	19,900	0	372,700
	2014	197,550	100,900	94,900	43,550	19,550		456,450
Percentage of requests approved	2010	96.4%	92.8%	96.2%	93.8%	99.7%		95.4%
	2011	93.6%	98.0%	95.7%	92.8%	96.6%	100.0%	95.1%
	2012	88.5%	96.7%	96.2%	95.6%	97.8%	23.1%	93.3%
	2013	89.4%	88.1%	94.2%	95.6%	83.6%		90.2%
	2014	93.2%	89.3%	93.3%	95.0%	81.6%		91.9%
Special consideration approved as a percentage of total scripts	2010	2.0%	2.0%	1.7%	2.2%	3.4%		2.0%
	2011	2.4%	2.2%	2.2%	1.9%	5.7%	1.0%	2.4%
	2012	2.2%	2.4%	2.4%	2.4%	4.2%	0.3%	2.4%
	2013	2.8%	2.7%	2.8%	2.6%	4.7%		2.8%
	2014	3.1%	2.4%	3.1%	2.6%	4.4%		2.9%

Source: EPG exams monitoring data

Notes:

1. Data are supplied by exam boards.
2. ICAA(E) awarded GCSEs for the first time in 2011. Final awards were in 2013. ICAA(E) do not currently offer any GCSEs, so have a blank for 2014.
3. Data relates to applications for mark adjustments and qualification awards and includes applications that received a zero per cent mark adjustment.
4. A small proportion of special consideration requests/approvals are for non-timetabled exams.

Table 3: Special consideration requests by candidates who were present, or not present, during the summer exam series, 2011 to 2014

England, Wales & Northern Ireland								
	Year	Requests for special consideration						Total
		AQA	Pearson	OCR	WJEC	CCEA	ICAA(E)	
Number of requests for extra marks where candidate was present for assessment	2011	145,500	71,750	69,600	30,350	25,850	150	343,150
	2012	130,400	83,200	68,500	36,050	19,700	0~	337,850
	2013	155,850	88,800	71,100	37,550	23,150	0~	376,500
	2014	201,100	99,000	98,000	42,300	23,350		463,700
Number of requests for extra marks where candidate was present for assessment that were approved	2011	136,650	70,200	67,050	28,050	24,950	150	327,050
	2012	118,150	81,500	66,300	34,850	19,400	0~	320,150
	2013	139,350	85,450	67,200	36,050	19,350	0	347,400
	2014	188,500	94,850	91,500	40,300	19,050		434,200
Approved requests for extra marks as a percentage of total approved (where candidate was present)	2011	93.3%	87.1%	95.1%	90.1%	98.3%	86.1%	92.3%
	2012	93.1%	93.5%	94.8%	92.2%	97.9%	100.0%	93.7%
	2013	92.7%	92.1%	95.1%	92.3%	97.3%	0.0%	93.2%
	2014	95.4%	94.0%	96.4%	92.5%	97.5%		95.1%
Number of requests for a qualification award where candidate was not able to be present for assessment	2011	10,950	10,450	4,100	3,150	450	50	29,150
	2012	12,850	6,900	4,200	3,500	600	0	28,050
	2013	12,350	16,400	3,950	3,300	600	0	36,650
	2014	10,850	14,050	3,700	3,600	600		32,750
Number of requests for a qualification award that were approved	2011	9,750	10,350	3,450	3,050	450	50	27,100
	2012	8,750	5,650	3,650	2,950	400	0	21,350
	2013	10,950	7,300	3,500	3,000	550	0	25,300
	2014	9,050	6,050	3,400	3,250	500		22,250
Approved requests for aegrotat award (where candidate was not present), as a percentage of total approved	2011	6.7%	12.9%	4.9%	9.9%	1.7%	13.9%	7.7%
	2012	6.9%	6.5%	5.2%	7.8%	2.1%	0.0%	6.3%
	2013	7.3%	7.9%	4.9%	7.7%	2.7%	0.0%	6.8%
	2014	4.6%	6.0%	3.6%	7.5%	2.5%		4.9%
Total number of requests	2011	156,450	82,200	73,700	33,550	26,300	200	372,350
	2012	143,250	90,100	72,750	39,550	20,250	0~	365,950
	2013	168,200	105,200	75,050	40,850	23,800	0~	413,150
	2014	211,950	113,000	101,700	45,850	23,950		496,500
Total number of approvals	2011	146,400	80,550	70,500	31,100	25,400	200	354,150
	2012	126,850	87,100	69,950	37,800	19,800	0~	341,550
	2013	150,300	92,750	70,700	39,050	19,900	0	372,700
	2014	197,550	100,900	94,900	43,550	19,550		456,450

Source: EPG exams monitoring data

Notes:

1. Data are supplied by exam boards.
2. Data not collected prior to 2011.
3. Data includes mark adjustments of zero per cent.
4. ICAA(E) awarded GCSEs for the first time in 2011. Final awards were in 2013. ICAA(E) do not currently offer any GCSEs, so have a blank for 2014.
5. A small proportion of special consideration requests/approvals are for non-timetabled exams.

Table 4: Approved special consideration requests for a mark adjustment (where the candidate was present but disadvantaged) – percentage allocated 2012 to 2014

England, Wales & Northern Ireland										
Approved requests for special consideration - Number of cases for GCSE and A level										
Year	% mark adjustment	AQA	Pearson	OCR	WJEC	CCEA	ICAA(E)	Total	% of total mark adjustments made	
2012	1	25,800	14,900	7,400	3,950	2,900		54,950	17.71%	
	2	22,900	22,600	17,550	13,400	2,350		78,800	25.39%	
	3	31,350	20,550	19,250	7,550	3,750	0~	82,400	26.55%	
	4	25,850	16,650	15,250	6,550	3,100	0~	67,350	21.70%	
	5	11,500	4,050	6,450	3,100	1,700		26,750	8.62%	
Number of approved requests for extra marks (where candidate was present for assessment)	2013	1	32,550	16,750	9,650	5,150	3,850	0	67,950	19.98%
	2	26,650	24,150	16,850	12,150	2,850	0	82,650	24.30%	
	3	33,600	21,250	18,450	8,200	4,600	0	86,050	25.30%	
	4	28,550	17,800	16,050	7,200	5,550	0	75,200	22.11%	
	5	12,100	4,200	6,200	3,350	2,450	0	28,300	8.32%	
2014	1	40,900	12,500	9,800	4,850	3,550		71,600	16.73%	
	2	38,750	24,500	25,800	10,100	4,000		103,150	24.10%	
	3	46,100	28,050	25,150	11,150	3,650		114,100	26.66%	
	4	39,950	23,850	21,800	9,850	5,350		100,850	23.57%	
	5	16,950	5,500	8,900	4,350	2,450		38,250	8.94%	
Total	2012	117,350	78,750	65,850	34,550	13,750	0~	310,300		
	2013	133,500	84,150	67,200	36,050	19,300	0	340,150		
	2014	182,650	94,450	91,500	40,300	19,050		427,950		

Source: EPG exams monitoring data

Notes:

1. Data are supplied by exam boards.
2. Data not collected prior to 2012.
3. Zero per cent category removed from data, as it does not affect a candidate's mark. This means the totals will not equal the totals given in table 3.
4. ICAA(E) awarded GCSEs for the first time in 2011. Final awards were in 2013. ICAA(E) do not currently offer any GCSEs, so have a blank for 2014.

We wish to make our publications widely accessible. Please contact us if you have any specific accessibility requirements.

First published by the Office of Qualifications and Examinations Regulation in 2014

© Crown copyright 2014

You may re-use this publication (not including logos) free of charge in any format or medium, under the terms of the [Open Government Licence](#). To view this licence, visit [The National Archives](#); or write to the Information Policy Team, The National Archives, Kew, Richmond, Surrey, TW9 4DU; or email: psi@nationalarchives.gsi.gov.uk

This publication is also available on our website at www.ofqual.gov.uk

Any enquiries regarding this publication should be sent to us at:

Office of Qualifications and Examinations Regulation	
Spring Place	2nd Floor
Coventry Business Park	Glendinning House
Herald Avenue	6 Murray Street
Coventry CV5 6UB	Belfast BT1 6DN

Telephone 0300 303 3344
Textphone 0300 303 3345
Helpline 0300 303 3346