

## Official Statistics Release

Policy area:	Early years and childcare inspections and outcomes
Theme:	Education, children's services and skills
Published on:	27 November 2014
Coverage:	England
Period covered:	1 September 2008 to 31 August 2014
Status:	Provisional
Issued by:	Office for Standards in Education, Children's Services and Skills (Ofsted) Aviation House 125 Kingsway London WC2B 6SE
Responsible statistician:	Selina Gibb
Public enquiries:	<a href="mailto:enquiries@ofsted.gov.uk">enquiries@ofsted.gov.uk</a>
Press enquiries:	<a href="mailto:pressenquiries@ofsted.gov.uk">pressenquiries@ofsted.gov.uk</a>
Link to official statistics release web page:	<a href="http://www.ofsted.gov.uk/resources/official-statistics-early-years-and-childcare-registered-providers-inspections-and-outcomes">http://www.ofsted.gov.uk/resources/official-statistics-early-years-and-childcare-registered-providers-inspections-and-outcomes</a>
Publication medium:	Ofsted website
Publication frequency:	Quarterly

## **Introduction**

This official statistics release reports on early years and childcare inspections under Section 59 and 60 of the Childcare Act 2006. This release reports on the outcomes of inspections that were conducted between 1 July 2014 and 31 August 2014. It also includes the most recent inspection outcomes for all active providers inspected as at 31 August 2014, providing a picture of the 'state of the nation' as indicated by inspection outcomes.

This release includes inspections carried out under the revised early years framework introduced on 4 November 2013, which replaced the satisfactory judgement with requires improvement.

Data for inspections carried out between 1 July 2014 and 31 August 2014 are provisional and subject to change.

## **Contents**

Introduction .....	2
Key findings .....	3
Methodology .....	4
Additional information .....	6
Chart 1: Overall effectiveness of early years registered providers inspected between 1 July 2014 and 31 August 2014, by provider type (provisional) .....	7
Chart 2: Overall effectiveness of active early years registered providers at their most recent inspection as at 31 August 2014, by provider type (provisional).....	7
Chart 3: Overall effectiveness of active early years registered providers at their most recent inspection as at 31 August 2014, by region (provisional) .....	8
Table 1: Number of early years and childcare provider inspections between 1 July 2014 and 31 August 2014, by inspection type (provisional).....	8
Table 2: Inspection outcomes of early years registered providers inspected between 1 July 2014 and 31 August 2014 (provisional) .....	9
Table 3: Inspection outcomes of active early years registered providers at their most recent inspection as at 31 August 2014 (provisional).....	10
Glossary.....	11

## Key findings

- The statutory framework for the Early Years Foundation Stage (EYFS) was introduced on 1 September 2008. Between 1 September 2008 and 31 August 2014, Ofsted has inspected 65,301 of the early years providers which were active on the Early Years Register as at 31 August 2014. Eighty per cent of these active providers were judged good or outstanding for overall effectiveness at their most recent inspection. This shows an increase of one percentage point since 30 June 2014 and an increase of six percentage points since the end of the last inspection cycle in August 2012.
- At the most recent inspection of active providers, childcare on non-domestic premises continued to have a higher inspection grade profile than childminders. Eighty three per cent of providers of childcare on non-domestic premises were judged to be good or outstanding for overall effectiveness at their most recent inspection, compared to 78% of childminders. This is an increase of one percentage point for childminders and no change for childcare on non-domestic premises since our last publication as at 30 June 2014.
- At a regional level for the most recent inspection of all active providers, London has the lowest proportion of providers judged good or outstanding for overall effectiveness (79% of childcare on non-domestic premises and 74% of childminders). For providers of childcare on non-domestic premises, the North East has the highest proportion judged good or outstanding for overall effectiveness at their most recent inspection (88%). For childminders, the East of England has the highest proportion judged good or outstanding for overall effectiveness at their most recent inspection (83%).
- Between 1 July 2014 and 31 August 2014 Ofsted carried out 3,617 inspections of childcare provision, 2,500 of these inspections were full inspections of providers on the Early Years Register. Seventy four per cent of these inspections resulted in judgements of good or outstanding for overall effectiveness. This is the same proportion of good or outstanding judgements as the previous reporting period.

## **Methodology**

1. The data in this release are from inspections carried out between 1 September 2008 and 31 August 2014.
2. This report includes data from inspections carried out since September 2012 under the new inspection arrangements for early years providers. A key change is the reduction in the number of judgements that are reported. From September 2012 there are now four, including an overall effectiveness judgement. This judgement is comparable with the overall effectiveness judgement made in the previous inspection cycle.
3. Statistics relating to inspections carried out between 1 July 2014 and 31 August 2014 are provisional and include inspections in the period where the inspection report was published by 30 September 2014.
4. Statistics relating to the most recent inspection outcome of providers include inspections from 1 September 2008 up to 31 August 2014, where the inspection report was also published at that date. This means that where the most recent inspection outcome of a provider took place during the period, but the report was not published at the end of the period, it will be excluded from the analysis. Where there is one, the outcome of the next most recent inspection will be included in the analysis instead.
5. Data on provider type are taken from the end of the reporting period rather than at the point of inspection. As such, graded outcomes from Early Years Register inspections can occasionally be shown against providers that would not normally receive these inspections (such as home childcarers) if they changed provider type after their inspection but before the end of the reporting period.
6. Early years and childcare providers are allocated to local authority areas according to their postcode, using the National Statistics Postcode Directory. For a small number of providers, local authority and region information was not available at the time of analysis. These providers are categorised as 'Local authority not recorded' and 'Region not recorded'.
7. A small proportion of early years registered providers are inspected as part of a school inspection. The outcomes from these providers are not included in this release, but will be covered within Ofsted's official statistics on maintained schools inspection and outcomes and independent schools inspections and outcomes.
8. Revisions are published in line with Ofsted's revisions policy for official statistics. For more information about the policy please visit the Ofsted website:

[www.ofsted.gov.uk/resources/statistical-notice-ofsted-revisions-policy-for-official-statistics](http://www.ofsted.gov.uk/resources/statistical-notice-ofsted-revisions-policy-for-official-statistics)

9. The current inspection framework has been revised for inspections from 4 November 2013 onwards and the satisfactory grade has been replaced by requires improvement. Before this a new inspection framework for providers on the Early Years Register and on the Childcare Register commenced in September 2012, and replaced the framework published in September 2008.

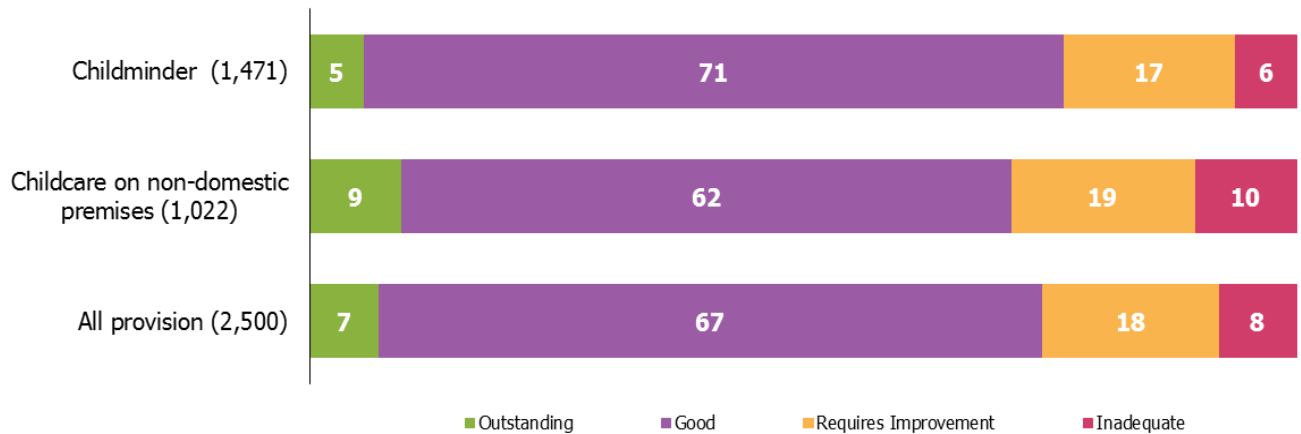
For more information about the new framework please go to the Ofsted website:

<http://www.ofsted.gov.uk/resources/framework-for-regulation-of-provision-early-years-register>

## **Additional information**

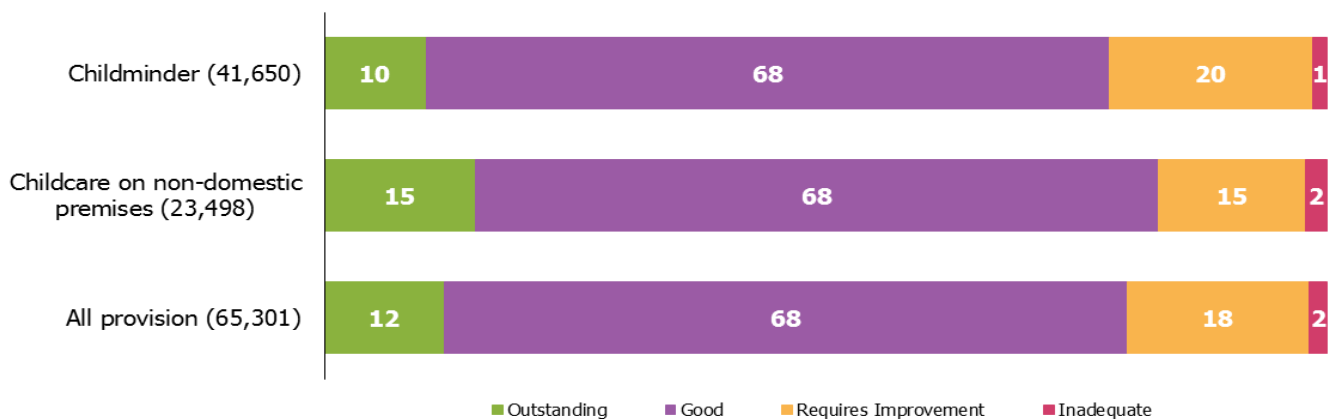
All the tables and charts shown in this release, along with additional analysis and data on individual providers are available in Excel format on the Ofsted website in the same location as this document.

**Chart 1: Overall effectiveness of early years registered providers inspected between 1 July 2014 and 31 August 2014, by provider type (provisional) <sup>1 2 3</sup>**



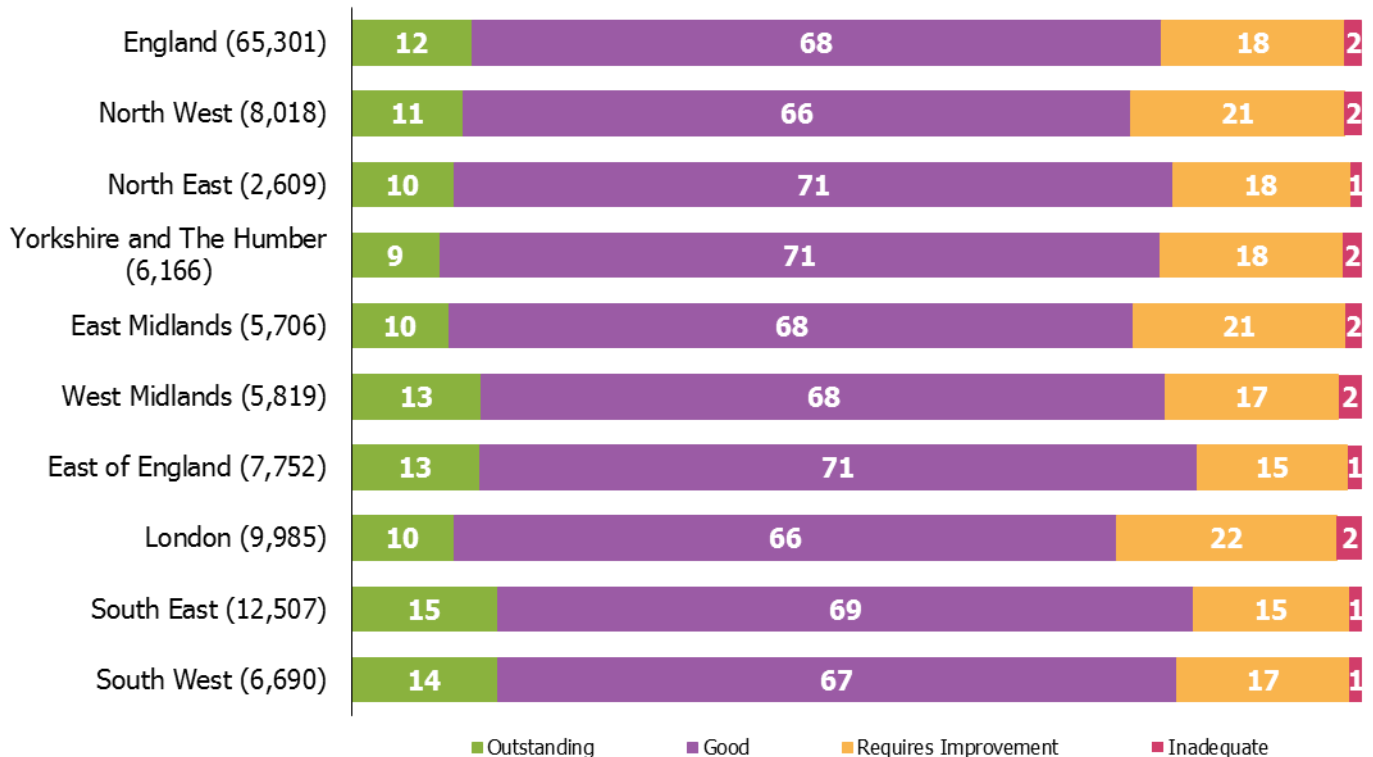
1. Percentages are rounded and may not add to 100.
2. Childcare on domestic premises are not shown in the chart due to the small number of inspections. For this time period seven providers of childcare on domestic premises were inspected.
3. Includes inspections published as at 30 September 2014.

**Chart 2: Overall effectiveness of active early years registered providers at their most recent inspection as at 31 August 2014, by provider type (provisional) <sup>1 2 3 4</sup>**



1. Percentages are rounded and may not add to 100.
2. Data are based on inspections carried out since the introduction of the Early Years Foundation Stage in September 2008 and include inspections carried out under the new arrangements introduced in September 2012. Includes outcomes for the most recent inspections that were published as at 31 August 2014.
3. Childcare on domestic premises are not shown in the chart due to the small number of inspections. As at 31 August 2014, 153 providers of childcare on domestic premises have been inspected.
4. From 4 November 2013, the judgement of satisfactory was replaced with the judgement of requires improvement. Providers with these judgements have been aggregated together.

**Chart 3: Overall effectiveness of active early years registered providers at their most recent inspection as at 31 August 2014, by region (provisional)** <sup>1 2 3 4</sup>



1. Percentages are rounded and may not add to 100.
2. Data are based on inspections carried out since the introduction of the Early Years Foundation Stage in September 2008 and include inspections carried out under the new arrangements introduced in September 2012. Includes outcomes for the most recent inspections that were published as at 31 August 2014.
3. From 4 November 2013, the judgement of satisfactory was replaced with the judgement of requires improvement. Providers with these judgements have been aggregated together.
4. A small number of providers (49) did not have a local authority recorded. These are not included in the regional figures but are included in the England figure.

**Table 1: Number of early years and childcare provider inspections between 1 July 2014 and 31 August 2014, by inspection type (provisional)** <sup>1 2 3</sup>

	All provision	Childminder	Childcare on non-domestic premises	Childcare on domestic premises	Home childcarer
Early years register (full inspection)	2,500	1,471	1,022	7	0
Early years register (no children on roll)	721	676	45	0	0
Childcare register	396	35	109	0	252
Total	3,617	2,182	1,176	7	252

Source: Ofsted inspections

1. Figures represent all inspections in this period, including re-inspections and inspections of providers who have since closed.
2. Includes inspections published as at 30 September 2014.
3. Since 1 April 2014, Ofsted no longer defers inspections of providers who have no children on roll. This is to fulfil the requirement to inspect all providers registered at the start of the cycle by the end of the cycle on 31 August 2016.



**Table 2: Inspection outcomes of early years registered providers inspected between 1 July 2014 and 31 August 2014 (provisional)**  
1 2 3

	Total number inspected	Number of Providers				Percentage of Providers			
		Outstanding	Good	Requires Improvement	Inadequate	Outstanding	Good	Requires Improvement	Inadequate
Overall effectiveness: the quality and standards of the provision	2,500	175	1,682	447	196	7	67	18	8
The quality of leadership and management	2,500	177	1,680	447	196	7	67	18	8
The contribution of the provision to the wellbeing of children	2,500	231	1,690	390	189	9	68	16	8
How well the provision meets the needs of the children who attend	2,500	183	1,755	434	128	7	70	17	5

*Source: Ofsted inspections*

1. Percentages are rounded and may not add to 100.
2. Figures represent all inspections in this period, including re-inspections and inspections of providers who have since closed.
3. Includes inspections published as at 30 September 2014.

**Table 3: Inspection outcomes of active early years registered providers at their most recent inspection as at 31 August 2014 (provisional)**<sup>1 2 3 4</sup>

	Total number inspected	Number of Providers				Percentage of Providers			
		Outstanding	Good	Requires Improvement	Inadequate	Outstanding	Good	Requires Improvement	Inadequate
Childminder	41,650	4,207	28,434	8,407	602	10	68	20	1
Childcare on non-domestic premises	23,498	3,543	16,023	3,435	497	15	68	15	2
Childcare on domestic premises	153	39	84	26	4	25	55	17	3
All provision	65,301	7,789	44,541	11,868	1,103	12	68	18	2

*Source: Ofsted inspections*

1. Percentages are rounded and may not add to 100. Where the number of inspections is small, percentages should be treated with caution.
2. Data are based on inspections carried out since the introduction of the Early Years Foundation Stage in September 2008.
3. This judgement includes the outcome 'How well does the setting meet the needs of children in the Early Years Foundation Stage?' from the previous EYFS framework that began in September 2008. Includes outcomes for the most recent inspections that were published as at 31 August 2014.
4. From 4 November 2013, the judgement of satisfactory was replaced with the judgement of requires improvement. Providers with these judgements have been aggregated together.

## **Glossary**

### **Actions**

Inspectors raise actions to bring about compliance with the statutory requirements of the Early Years Foundation Stage where these are not met at inspection. Usually actions result in one or more judgements being inadequate. In some cases where a specific requirement or part of a requirement is not met but the inspector considers that the overarching general legal requirement is met, the provider has a history of compliance and the impact on children is not significant, then the inspector may judge the relevant judgement to be 'satisfactory' or, on very rare occasions, 'good'. Providers are given a short timescale to put things right.

### **Childminder**

This is a person who is registered to look after one or more children, to whom they are not related, for reward. Childminders work with no more than two other childminders or assistants. They must register if they care for children under the age of eight, and can choose to register if they care for older children.

They care for:

- children on domestic premises that are not usually the home of one of the children, unless they care for children from more than two families wholly or mainly in the homes of the families
- at least one individual child for a total of more than two hours in any day, but this is not necessarily a continuous period of time

### **Childcare providers**

Childcare providers care for at least one individual child for a total of more than two hours in any day. This is not necessarily a continuous period of time. They must register to care for children under the age of eight, unless under exceptional circumstances; and can choose to register to care for older children. The early years and childcare sector comprises four main categories of provider: childminders, childcare providers on non-domestic premises, childcare providers on domestic premises and home childcarers.

#### **Childcare providers on domestic premises**

These are people providing care on domestic premises with at least three other people. They can provide the care directly or employ people to work with them. The difference between childminding and childcare on domestic premises is the number of people involved; if four or more people look after children at any time they are providing childcare on domestic premises, not childminding.

## **Childcare providers on non-domestic premises**

These are people or organisations providing care for individual children in premises that are not someone's home. These premises can range from converted houses to purpose built nurseries.

## **Childcare Register**

The Childcare Register has providers who care for children from birth to 17 years. It has two parts:

- **the compulsory part**

Providers must register if they care for one child or more from 1 September following their fifth birthday until they reach their eighth birthday for a period of more than two hours in any day.

- **the voluntary part**

Providers who are not eligible for compulsory registration may choose to register here. These are mainly people looking after children aged eight and over, or providing care in the child's home like a nanny.

Ofsted inspects a selection of all providers registered on the Childcare Register and will always inspect if we receive a complaint about a childcare provision that relates to the requirements of registration.

## **Early Years Foundation Stage**

The Early Years Foundation Stage (EYFS) is the statutory framework for the early education and care of children from birth to the 31 August, following their fifth birthday.

## **Early Years Register**

The Early Years Register is for providers who care for children in the early years age group – that is, from birth to 31 August after the child's fifth birthday. Registration is compulsory for such providers. Providers on this register must meet the requirements of the Early Years Foundation Stage. Ofsted inspects all providers on this register at least once in the inspection cycle - a 47-month period - to judge each provider's overall effectiveness.

## **Home childcarers**

Home childcarers are usually nannies who care for children of any age up to their 18th birthday wholly or mainly in the child's own home, and care for children from no more than two families. They are not required to register with Ofsted but may choose to do so on the voluntary part of the Childcare Register.

## **No children on roll inspections**

Childcare providers and childminders may have no children on roll either because they choose to have a break from caring for children, or they are not operating at the time the inspection is due (for example, because they only operate in some school holidays) or they are unable to recruit children. Some childcare providers and childminders may not have children present on the day of the inspection, even though they have children on roll. In these circumstances Ofsted will go ahead with the inspection and not defer it. Since 1 April 2014, Ofsted no longer defers inspections of providers who have no children on roll. This is to fulfil the requirement to inspect all providers registered at the start of the cycle by the end of the cycle on 31 August 2016. Consequently, there has been a spike in the number of inspections where there were no children on roll.

## **Inactive providers**

A childcare provider may be inactive because they have resigned or they have had their registration suspended or cancelled by Ofsted.

## **Recommendations**

Inspectors make recommendations to improve the quality of the provision. These recommendations relate to the principles, practice guidance and statutory guidance of the Early Years Foundation Stage.

## **© Crown copyright**

You may re-use this information (not including logos) free of charge in any format or medium, under the terms of the Open Government Licence. To view this licence, visit <http://www.nationalarchives.gov.uk/doc/open-government-licence/> or write to the Information Policy Team, The National Archives, Kew, London, TW9 4DU or e-mail: [psi@nationalarchives.gsi.gov.uk](mailto:psi@nationalarchives.gsi.gov.uk).