

## Official Statistics Release

Policy area:	Early Years and childcare inspections and outcomes
Theme:	Education, children's services and skills
Published on:	26 March 2015
Coverage:	England
Period covered:	1 September 2008 to 31 December 2014
Status:	Provisional
Issued by:	Office for Standards in Education, Children's Services and Skills (Ofsted) Aviation House 125 Kingsway London WC2B 6SE
Responsible statistician:	Selina Gibb
Public enquiries:	<a href="mailto:enquiries@ofsted.gov.uk">enquiries@ofsted.gov.uk</a>
Press enquiries:	<a href="mailto:pressenquiries@ofsted.gov.uk">pressenquiries@ofsted.gov.uk</a>
Link to official statistics release web page:	<a href="https://www.gov.uk/government/statistics/official-statistics-early-years-and-childcare-registered-providers-inspections-and-outcomes">https://www.gov.uk/government/statistics/official-statistics-early-years-and-childcare-registered-providers-inspections-and-outcomes</a>
Publication medium:	GOV.UK - <a href="#">website</a>
Publication frequency:	Quarterly

## **Contents**

Introduction.....	3
Key findings.....	4
Methodology.....	5
Chart 1: Overall effectiveness of early years registered providers inspected between 1 September 2014 and 31 December 2014.....	6
Chart 2: Overall effectiveness of active early years registered providers at their most recent inspection as at 31 December 2014, by provider type (provisional).....	6
Chart 3: Overall effectiveness of active early years registered providers at their most recent inspection as at 31 December 2014, by region (provisional).....	7
Table 1: Number of early years and childcare provider inspections between 1 September 2014 and 31 December 2014, by inspection type (provisional).....	7
Table 2: Inspection outcomes of early years registered providers inspected between 1 September 2014 and 31 December 2014 (provisional).....	8
Table 3: Inspection outcomes of active early years registered providers at their most recent inspection as at 31 December 2014 (provisional).....	9
Glossary.....	10

## **Introduction**

The statutory framework for the Early Years Foundation Stage<sup>1</sup> (EYFS) was introduced on 1 September 2008. The EYFS was revised in September 2012, along with a number of amended regulations that set the standard which all early years providers must meet. The September 2012 revision coincided with the start of the current inspection cycle that comes to an end in July 2016.

On 4 November 2013, Ofsted revised the inspection framework to replace the previous 'satisfactory' judgement with the current 'requires improvement' judgement, with the aim to strengthen the impact of inspection and improvement through more frequent inspection and monitoring of early years provision.

This official statistics release reports on early years and childcare inspections under Section 59 and 60 of the Childcare Act 2006. This release reports on the outcomes of inspections that were carried out between 1 September 2014 and 31 December 2014. It also includes the most recent inspection outcomes for active providers in the sector as at 31 December 2014.

Data for inspections carried out between 1 September 2014 and 31 December 2014, and published by 31 January 2015, are provisional and subject to revision.

---

<sup>1</sup> [Statutory Framework for the Early Years Foundation Stage](#)

## **Key findings**

### **Inspections as at 31 December 2014**

- As at 31 December 2014, Ofsted had inspected 63,429 active early years providers. Eighty three per cent of these providers were judged good or outstanding for overall effectiveness at their most recent inspection. This is an increase of three percentage points since the last publication as at 31 August 2014. This increase can be attributed to several factors including weaker providers leaving the sector and an improvement in outcomes for providers who have had more than one inspection.
- At the most recent inspection of active providers, providers of childcare on non-domestic premises have a higher inspection grade profile than childminders. Eighty six per cent of providers of childcare on non-domestic premises were judged good or outstanding for overall effectiveness, compared with 81% of childminders. These figures show a three percentage point increase since 31 August 2014 for both providers on non-domestic premises and childminders.
- At a regional level, for the most recent inspection of all active providers:
  - the North East has the highest proportion (90%) of providers of childcare on non-domestic premises judged good or outstanding for overall effectiveness;
  - the West Midlands has the lowest proportion (82%) of providers on non-domestic premises judged good or outstanding for overall effectiveness;
  - the South East has the highest proportion (86%) of childminders judged good or outstanding for overall effectiveness;
  - London and the East Midlands have the lowest proportion of childminders judged good or outstanding for overall effectiveness with 77% each.

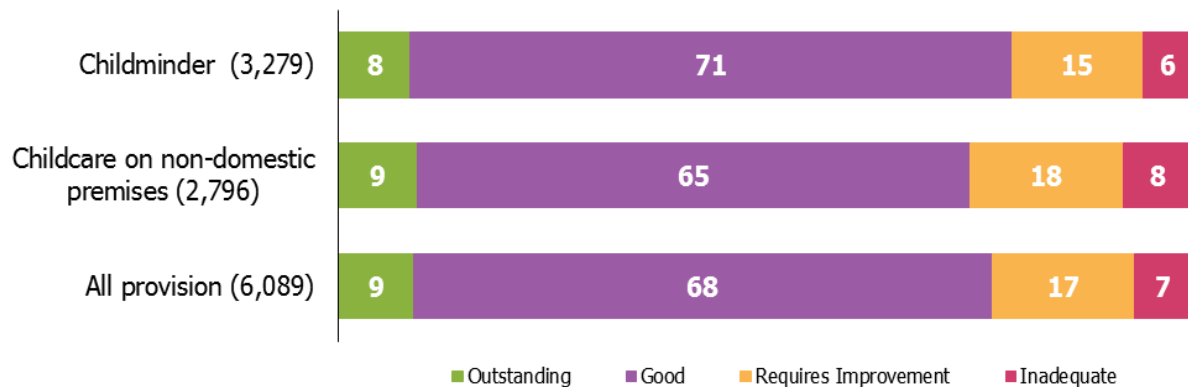
### **Inspections between 1 September 2014 and 31 December 2014**

- Between 1 September 2014 and 31 December 2014 Ofsted published 7,201 inspections of childcare provision, of which 6,089 were full inspections of providers on the Early Years Register (EYR). Seventy seven per cent of these EYR inspections were judged good or outstanding for overall effectiveness.
- Inspections between 1 September and 31 December 2014 show a higher proportion of childminders judged good or outstanding for overall effectiveness, compared with childcare on non-domestic premises.

## Methodology

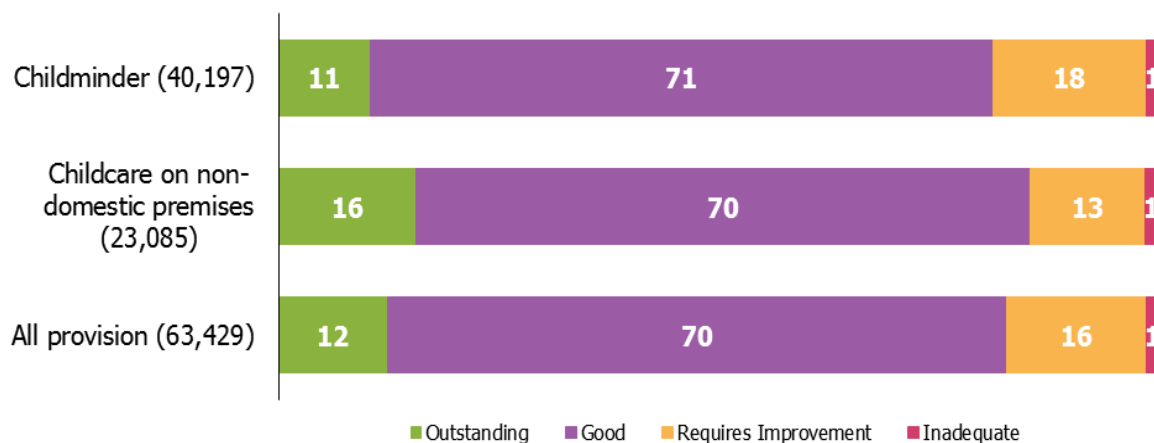
1. Statistics relating to the most recent inspection outcome of providers include inspections completed and published from 1 September 2008 to 31 December 2014, where the inspection report was published within this period. Inspections carried out within this period but where the inspection report was published outside the period are not included in this analysis. In this case, the outcome of the next most recent inspection will be included in the analysis instead.
2. This report includes data from inspections carried out since September 2012 under the new inspection arrangements for early years providers. A key change is the reduction in the number of judgements, that are reported, to four, which include the 'overall effectiveness' judgement. The current 'overall effectiveness' judgement is comparable to the one made in the previous inspection cycle.
3. Data on provider type are taken at the end of the reporting period rather than at the point of inspection. As such, graded outcomes for Early Years Register inspections can, occasionally, be shown against providers that would not normally receive these types of inspection judgements, for example, if an early years provider changed provider type after their inspection (to become a home childcarer) but before the end of the reporting period.
4. Early years and childcare providers are allocated to local authority areas according to their postcode, using the National Statistics Postcode Directory. For a small number of providers however, local authority and region information were not available at the time of this analysis. Consequently, we have categorised these providers as 'Local authority not recorded' and 'Region not recorded' – for the purposes of our statistics.
5. A small number of early years registered providers are inspected as part of a school inspection. We do not include the outcomes for such providers in this release; they are covered in Ofsted's official statistics on maintained schools (inspection and outcomes), and independent schools (inspections and outcomes).
6. Revisions to data in this publication are published in line with Ofsted's revisions policy for official statistics, which can be found here:  
<https://www.gov.uk/government/publications/ofsted-standards-for-official-statistics>
7. Percentages used in the charts and tables are rounded; they may not add to 100. Where the number of inspections is small, percentages should be treated with caution.

**Chart 1: Overall effectiveness of early years registered providers inspected between 1 September 2014 and 31 December 2014, by provider type (provisional) <sup>1 2</sup>**



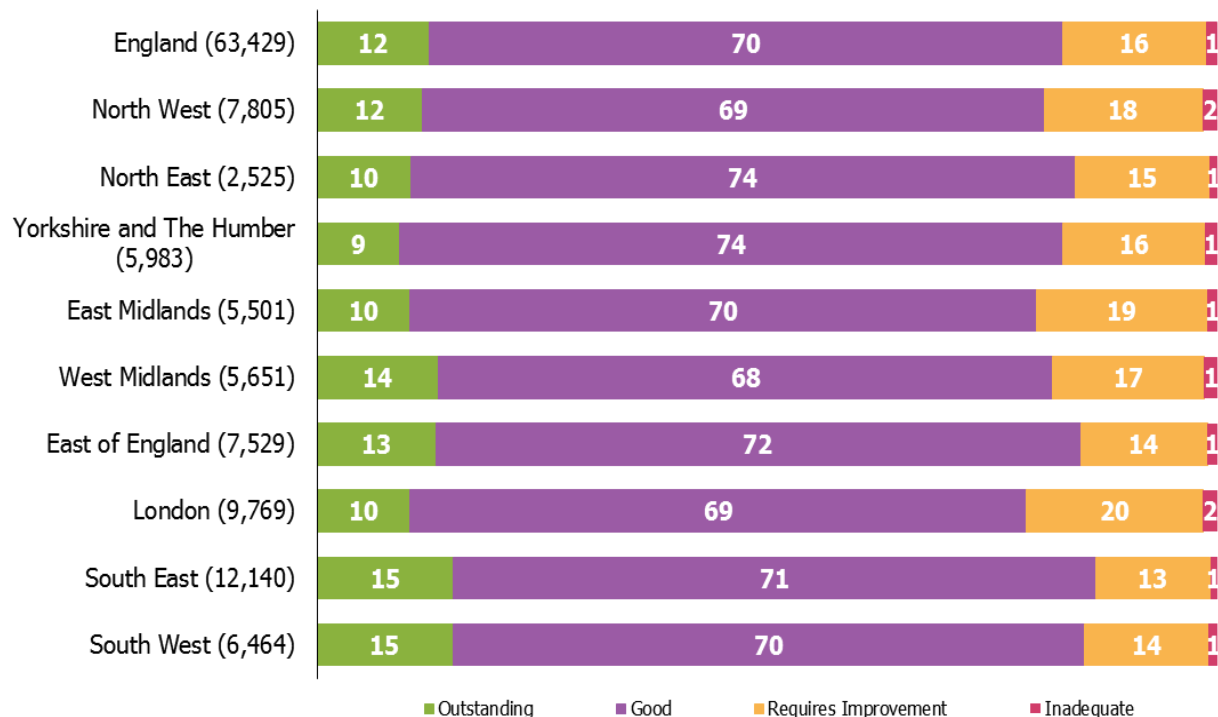
1. Childcare on domestic premises is not shown in the chart due to the small number of inspections – 13 such providers were inspected within this period.
2. Data include inspections published as at 31 January 2015.

**Chart 2: Overall effectiveness of active early years registered providers at their most recent inspection as at 31 December 2014, by provider type (provisional) <sup>123</sup>**



1. Data are based on inspections published since the introduction of the Early Years Foundation Stage in September 2008 and include inspections carried out under the revised arrangements introduced in September 2012. Data include outcomes for the most recent inspections that were published as at 31 December 2014.
2. Childcare on domestic premises is not shown in the chart due to the small number of published inspections. As at 31 December 2014, 147 such inspections had been published.
3. The current requires improvement judgement replaced the previous satisfactory judgement on 4 November 2013. Providers with these judgements have been aggregated together.

**Chart 3: Overall effectiveness of active early years registered providers at their most recent inspection as at 31 December 2014, by region (provisional) <sup>1 2 3</sup>**



1. Data are based on inspections carried out since the introduction of the Early Years Foundation Stage in September 2008 and include inspections carried out under the revised arrangements introduced in September 2012. Data include outcomes for the most recent inspections that were published as at 31 December 2014.
2. From 4 November 2013, the 'requires improvement' judgement replaced the 'satisfactory' judgement. Providers with these judgements have been aggregated together.
3. A small number of providers (45) did not have a local authority recorded. These are not included in the regional figures but are included in the England figure.

**Table 1: Number of early years and childcare provider inspections between 1 September 2014 and 31 December 2014, by inspection type (provisional) <sup>1 2 3</sup>**

	All provision	Childminder	Childcare on non-domestic premises	Childcare on domestic premises	Home childcarer
Early years register (full inspection)	6,089	3,279	2,796	13	1
Early years register (no children on roll)	1,022	943	75	2	2
Childcare register	90	12	27	0	51
Total	7,201	4,234	2,898	15	54

Source: Ofsted inspections

1. Figures represent all inspections in this period, including re-inspections and inspections of providers who have since closed.
2. Include inspections published as at 31 January 2015.
3. Since 1 April 2014, Ofsted no longer defers inspections of providers who have no children on roll. This is to fulfil the requirement to inspect all providers registered at the start of the cycle by the end of the cycle.

**Table 2: Inspection outcomes of early years registered providers inspected between 1 September 2014 and 31 December 2014 (provisional) <sup>1 2</sup>**

	Total number inspected	Number of Providers				Percentage of Providers			
		Outstanding	Good	Requires Improvement	Inadequate	Outstanding	Good	Requires Improvement	Inadequate
Overall effectiveness: the quality and standards of the provision	6,089	537	4,133	1,013	406	9	68	17	7
The quality of leadership and management	6,089	537	4,133	1,013	406	9	68	17	7
The contribution of the provision to the wellbeing of children	6,089	679	4,162	856	392	11	68	14	6
How well the provision meets the needs of the children who attend	6,089	560	4,284	967	278	9	70	16	5

*Source: Ofsted inspections*

1. Figures represent all inspections in this period, including re-inspections and inspections of providers who have since closed.
2. Include inspections published as at 31 January 2015.



**Table 3: Inspection outcomes of active early years registered providers at their most recent inspection as at 31 December 2014 (provisional)**<sup>1 2 3</sup>

	Total number inspected	Number of Providers				Percentage of Providers			
		Outstanding	Good	Requires Improvement	Inadequate	Outstanding	Good	Requires Improvement	Inadequate
Overall effectiveness: the quality and standards of the provision	63,429	7,882	44,684	10,089	774	12	70	16	1
The quality of leadership and management	29,045	2,482	19,938	5,951	674	9	69	20	2
The contribution of the provision to the wellbeing of children	29,045	2,979	20,320	5,096	650	10	70	18	2
How well the provision meets the needs of the children who attend	29,045	2,586	20,524	5,468	467	9	71	19	2

*Source: Ofsted inspections*

1. Data are based on inspections carried out since the introduction of the Early Years Foundation Stage in September 2008.

2. The 'overall effectiveness' judgement includes the outcome 'How well does the setting meet the needs of children in the Early Years Foundation Stage?' from the previous EYFS framework that began in September 2008. Data include outcomes for the most recent inspections that were published as at 31 December 2014.

3. From 4 November 2013, the judgement satisfactory was replaced with the judgement requires improvement. Providers with these judgements have been aggregated together.

## **Glossary**

### **The Childcare Act 2006**

The Childcare Act 2006 gives Her Majesty's Chief Inspector of Education, Children's Services and Skills (HMCI) responsibility for regulating childminding and childcare on domestic and non-domestic premises in England. It gives HMCI responsibility for the registration and inspection of providers registered on the Early Years Register and the Childcare Register and the responsibility for enforcement where it appears that legal requirements are not being met.

### **Inspection**

Ofsted will inspect all providers who were on the Early Years Register on 1 September 2012, at least, once by 31 July 2016. Providers who were not on the Early Years Register on 1 September 2012, and have registered after this date, will be inspected at least once in every inspection cycle.

Ofsted evaluates the overall quality and standards of the early years provision in line with the principles and requirements of the *Early Years Foundation Stage*. Inspectors judge the overall effectiveness of the early years provision, taking into account three key judgements. They judge:

- how well the early years provision meets the needs of the range of children for whom it is provided;
- the contribution of the early years provision to the well-being of children;
- the effectiveness of the leadership and management.

### **Early Years Foundation Stage**

The Early Years Foundation Stage (EYFS) is the statutory framework for the early education and care of children from birth to the 31 August, following their fifth birthday.

### **Early Years Register**

The Early Years Register is for providers who care for children in the early years age group. Registration is compulsory for such providers, and providers on this register must meet the requirements of the Early Years Foundation Stage.

## **Childcare Register**

The Childcare Register has providers who care for children from birth to 18 years. It has two parts: a compulsory part and a voluntary part. For more information about the childcare register, visit the GOV.UK website<sup>2</sup>

## **Childminder**

This is a person who is registered to look after one or more children, to whom they are not related, for reward. Childminders can work with no more than two other childminders or assistants. They must register if they care for children under the age of eight, and can choose to register if they care for older children.

## **Childcare providers**

Childcare providers care for at least one individual child for a total of more than two hours in any one day. This is not necessarily a continuous period of time. They must register to care for children under the age of eight, unless under exceptional circumstances; and can choose to register to care for older children.

## **Childcare providers on domestic and non-domestic premises**

If four or more people look after children at any one time in someone's home, they are providing childcare on domestic premises, not childminding. Childcare providers on non-domestic premises are people or organisations providing care for individual children in premises that are not someone's home. These premises can range from converted houses to purpose built nurseries.

## **Domestic premises**

These are any premises which are wholly or mainly used as a private dwelling, that is, someone's home.

## **Home childcarers**

Home childcarers are usually nannies who care for children of any age up to their 18th birthday wholly or mainly in the child's own home, and care for children from no more than two families. They are not required to register with Ofsted but may choose to do so, on the voluntary part of the Childcare Register.

---

<sup>2</sup><https://www.gov.uk/government/publications/childcare-register-requirements-childcare-providers-on-non-domestic-or-domestic-premises>  
<https://www.gov.uk/government/publications/childcare-register-requirements-childminders-and-home-childcarers>

## **No children on roll inspections**

Childcare providers and childminders may have no children on roll either because they choose to have a break from caring for children, or they are not operating at the time the inspection is due (for example, because they only operate in some school holidays) or they are unable to recruit children. Some childcare providers and childminders may not have children present on the day of the inspection, even though they have children on roll. In these circumstances Ofsted will go ahead with the inspection and not defer it. Since 1 April 2014, Ofsted no longer defers inspections of providers who have no children on roll. This is to fulfil the requirement to inspect all early years providers who were on the register on 1 September 2012, at least, once by the end of the cycle.

## **Actions and Recommendations**

Inspectors raise actions where there have been breaches of legal requirements of registration, and action is required to meet those requirements. Inspectors make recommendations to improve the quality of the provision. These recommendations relate to the principles, practice guidance and statutory guidance of the Early Years Foundation Stage.

© Crown copyright

You may re-use this information (not including logos) free of charge in any format or medium, under the terms of the Open Government Licence. To view this licence, visit <http://www.nationalarchives.gov.uk/doc/open-government-licence/> or write to the Information Policy Team, The National Archives, Kew, London, TW9 4DU or e-mail: [psi@nationalarchives.gsi.gov.uk](mailto:psi@nationalarchives.gsi.gov.uk).