



**Cynulliad Cenedlaethol Cymru  
The National Assembly for Wales**

**National Curriculum Assessments Results in Wales:  
Key Stage 2**

**Canlyniadau Aseidiadau'r Cwricwlwm Cenedlaethol yng Nghymru:  
Cyfnod Allweddol 2**

**2001**



# CONTENTS

# CYNNWYS

	page tudalen	
<b>INTRODUCTION</b>	4-9	<b>CYFLWYNIAD</b>
<b>Section 1: Subject Summaries</b>		<b>Adran 1: Crynodebau o'r Pynciau</b>
English	12	Saesneg
Welsh	13	Cymraeg
Mathematics	14	Mathemateg
Science	15	Gwyddoniaeth
Core Subject Indicator	16-18	Dangosydd Pynciau Craidd
Summary Table	19	Tabl Crynodeb
<b>Section 2: LEA Summaries</b>		<b>Adran 2: Crynodebau AALI</b>
Anglesey	22	Ynys Môn
Gwynedd	23	Gwynedd
Conwy	24	Conwy
Denbighshire	25	Sir Ddinbych
Flintshire	26	Sir y Fflint
Wrexham	27	Wrecsam
Powys	28	Powys
Ceredigion	29	Ceredigion
Pembrokeshire	30	Sir Benfro
Carmarthenshire	31	Sir Gaerfyrddin
Swansea	32	Abertawe
Neath Port Talbot	33	Castell-nedd Port Talbot
Bridgend	34	Pen-y-bont ar Ogwr
The Vale of Glamorgan	35	Bro Morgannwg
Rhondda, Cynon, Taff	36	Rhondda, Cynon, Taf
Merthyr Tydfil	37	Merthyr Tudful
Caerphilly	38	Caerffili
Blaenau Gwent	39	Blaenau Gwent
Torfaen	40	Tor-faen
Monmouthshire	41	Sir Fynwy
Newport	42	Casnewydd
Cardiff	43	Caerdydd
<b>Section 3: Performance Bands</b>		<b>Adran 3: Bandiau Perfformiad</b>
Teacher Assessments/Tests	48	Asesiadau Athrawon/Profion
English	49	Saesneg
Welsh	50	Cymraeg
Mathematics	51	Mathemateg
Science	52	Gwyddoniaeth
Core Subject Indicator	53	Dangosydd Pynciau Craidd
<b>Section 4: Annual Summaries</b>		<b>Adran 4: Crynodebau Blynyddol</b>
2000 Results for Wales	57	Canlyniadau Cymru ar gyfer 2000
Suggested reporting format	58-59	Fformatau a awgrymir ar gyfer adrodd y canlyniadau
Annual Results	60-62	Canlyniadau blynyddol

## Introduction

1. This booklet presents for Wales and each local education authority the 2001 results of 11-year-olds taught to National Curriculum standards. The aggregate data were derived from the results of the statutory assessments of English, Welsh (first language), mathematics and science administered by schools during the 2001 Summer Term. They comprise the results of both the Teacher Assessment and the National Curriculum Tests and Tasks as derived from the marksheets and OMR forms returned by schools to the WJEC. The marksheets and scripts were returned to schools for checking, and also for further use by subject teachers in reviewing individual strengths and weaknesses.
2. The calculated school-level and individual pupil-level results were fed back to schools as a further validation exercise before the final data were provided to the National Assembly for inclusion in this booklet.
3. In total the results represent around 98 per cent of eligible pupils at the end of Key Stage 2 the vast majority of whom were aged 11, although some may have been older or younger. Pupils with Special Educational Needs following the National Curriculum and able to benefit from assessment were included. Independent schools were encouraged to participate on a voluntary basis - where they chose to do so, their results were included in the all-Wales figures. Of maintained schools with eligible pupils, 99 per cent participated.
4. Some headteachers used their discretionary powers to except particular pupils from the assessment arrangements. These exceptions were relatively small in number and comprised, in the main, those pupils with particular learning difficulties.

## Basis of Assessment

5. **Teacher Assessment:** Teachers were required to use their professional judgement to determine a level of attainment on the basis of overall classroom performance throughout the key stage, taking into account a pupil's individual strengths and weaknesses. Teacher Assessment levels were determined for each of English or Welsh (first language), mathematics and science.
6. **NC Tests and Tasks:** The majority of pupils at the end of Key Stage 2 sat timed written Tests which focused on the key aspects of study within each individual National Curriculum core subject (English, Welsh (first language), mathematics and science). For the 2001 Tests particular emphasis was given to literacy and numeracy skills as well as to the basic understanding of science. In English, Tests were used to assess levels 3 to 5 and Tasks used to assess level 2. In Welsh a combination of Tasks and Tests were used to determine levels 2 to 5. In mathematics and science Tests were used to assess levels 2 to 5. Pupils working below level 2 were assessed through Teacher Assessment only.
7. The Tests were marked by external markers under contract to the Welsh Joint Education Committee (WJEC) and supervised by ACCAC. All the Tests and Tasks administered in Wales are developed under the control of ACCAC, and the balance of marks reflect the structure of the National Curriculum.
8. The general expectation is that the majority of 11-year-olds will attain in level 4 in each individual subject.

## Cyflwyniad

1. Mae'r llyfryn hwn yn cyflwyno canlyniadau 2001 disgyblion 11 oed a addysgwyd yn ôl safonau'r Cwricwlwm Cenedlaethol ar sail Cymru gyfan ac ar sail pob ardal awdurdod lleol. Mae'r data agrededig wedi'i godi o ganlyniadau'r asesiadau statudol ar gyfer Cymraeg (iaith gyntaf), Saesneg, mathemateg a gwyddoniaeth a weinyddwyd gan yr ysgolion yn ystod Tymor yr Haf 2001. Maent yn cynnwys canlyniadau Asesiadau'r Athrawon a Phrofion a Thasgau'r Cwricwlwm Cenedlaethol a godwyd o'r taflenni marciau a ffurflenni OMR a anfonwyd gan yr ysgolion i CBAC. Dychwelwyd y taflenni marciau a'r sgriptiau i'r ysgolion i'w harchwilio, a hefyd at ddefnydd pellach yr athrawon pwnc wrth adolygu cryfderau a gwendidau disgyblion unigol.

2. Anfonwyd y canlyniadau a gyfrifwyd ar lefel ysgol a disgyblion unigol yn ôl i'r ysgolion fel ymarfer dilysu pellach cyn i'r data terfynol gael ei roi i'r Cynulliad Cenedlaethol i'w gynnwys yn y llyfryn hwn.

3. I gyd, mae'r canlyniadau'n cynrychioli rhyw 98 y cant o'r disgyblion cymwys ar ddiwedd Cyfnod Allweddol 2, gyda'r mwyafrif helaeth ohonynt yn 11 oed, er ei bod yn bosibl fod rhai ohonynt wedi bod yn hŷn neu'n iau. Cynhwyswyd disgyblion ag Anghenion Addysgol Arbennig a oedd yn dilyn y Cwricwlwm Cenedlaethol ac a allai fanteisio ar yr asesiad. Anogwyd ysgolion annibynnol i gymryd rhan ar sail wirfoddol - lle bu iddynt ddewis gwneud hynny, cynhwyswyd eu canlyniadau yn y ffigurau ar gyfer Cymru gyfan. O'r ysgolion a gynhelir a oedd â disgyblion cymwys, cymerodd 99 y cant ran.

4. Defnyddiodd rhai penaethiaid eu pwerau disgrisiynol i hepgor disgyblion penodol o'r trefniadau asesu. Cymharol fach oedd nifer yr eithriadau hyn, sef yn bennaf y disgyblion hynny ag anawsterau dysgu penodol.

## Sail yr Asesiad

5. **Asesiad Athrawon:** Yr oedd yn ofynnol i athrawon ddefnyddio'u barn broffesiynol i benderfynu lefel gyrhaeddiad ar sail y perfformiad cyffredinol yn y dosbarth trwy gydol y cyfnod allweddol, gan gymryd i ystyriaeth gryfderau a gwendidau unigol y disgybl. Pennwyd lefelau Asesiadau Athrawon ar gyfer Cymraeg (iaith gyntaf), neu Saesneg, mathemateg a gwyddoniaeth.

6. **Tasgau a Phrofion y CC:** Ar ddiwedd Cyfnod Allweddol 2 cymerodd y mwyafrif o'r disgyblion Brofion ysgrifenedig wedi'u hamseru a oedd yn canolbwyntio ar agweddau allweddol o astudiaeth o fewn pob un o bynciau craidd unigol y Cwricwlwm Cenedlaethol (Cymraeg (iaith gyntaf), Saesneg, mathemateg a gwyddoniaeth). Ym Mhrofion 2001 rhoddwyd pwyslais penodol ar fedrau llythrennedd a rhifedd yn ogystal ag ar y ddealltwriaeth sylfaenol o wyddoniaeth. Defnyddiwyd Profion i asesu lefelau 3 i 5 a Thasgau i asesu lefel 2. Mewn Cymraeg, defnyddiwyd cyfuniad o Dasgau a Phrofion er mwyn asesu lefelau 2 i 5. Mewn mathemateg a gwyddoniaeth defnyddiwyd Profion i asesu lefelau 2 i 5. I ddisgyblion a weithiau yn is na lefel 2, defnyddiwyd Asesiad Athro yn unig.

7. Marciwyd y Profion gan farcwyr allanol a oedd o dan gontract i Gyd-Bwyllgor Addysg Cymru (CBAC) ac fe'u goruchwyliwyd gan ACCAC. Datblygir yr holl Brofion a Thasgau a weinyddir yng Nghymru o dan reolaeth ACCAC, ac mae cydbwysedd y marciau yn adlewyrchu strwythur y Cwricwlwm Cenedlaethol.

8. Y disgwyliad cyffredinol yw y bydd y mwyafrif o ddisgyblion 11 oed yn cyrraedd lefel 4 yn mhob pwnc unigol.

## Access to Information

9. Schools are required to report the results of both the Teacher Assessments and the NC Tests/Tasks to parents. For comparative purposes, it is also a requirement that reports include aggregate results for the school, together with the national (all-Wales) results. The tables on pages 58 and 59 provide a suggested format which schools may adapt as part of their reporting procedures in 2001. Schools are not required to include the Core Subject Indicator in individual pupil reports..

10. A similar range of information is required to be included in each school's prospectus and governors' annual report. The suggested formats on pages 58 and 59, with the inclusion of the Core Subject Indicator information, may be adapted to meet these requirements.

**Note:** *The suggested formats are based on the schools results for 2002 and the national results for 2001.*

## Content of Booklet

11. This booklet comprises four sections.

**Subject Summaries:** This section displays in bar charts, the percentage of pupils in Wales and each local authority area attaining at least level 4:

- in English, Welsh (first language), mathematics and science as determined by Teacher Assessment and NC Tests/Tasks; and
- in the Core Subject Indicator, as determined by Teacher Assessment and NC Tests/Tasks, showing separately the performance of boys and girls.

**LEA Summaries:** This section presents a full summary of results for each local authority area. The summary shows separately, where appropriate, the results for each subject as derived from both Teacher Assessment and the NC Tasks and Tests for boys, girls and all pupils. The local authority areas are listed according to their National Assembly/LEA number.

**Performance Bands:** This section shows the distribution of performance within the upper and lower quartiles of schools in Wales. Also displayed is the median for each subject and for both Teacher Assessment and the NC Tests/Tasks. The figures are shown for all schools in Wales and separately for schools with more than 5 pupils eligible for assessment.

This section also contains charts which show the distribution of schools across each subject, measured by the percentage attaining level 4 or above, as determined by both Teacher Assessment and NC Tests/Tasks.

**Annual Summaries:** This section displays: a full set of results for Wales; suggested formats for reporting the school and national results to parents and for inclusion in prospectuses and governors' annual reports; the results for 1996 to 2001 inclusive for Wales.

## Cael Gwybodaeth

9. Mae'n ofynnol i ysgolion adrodd canlyniadau Aseidiadau Athrawon a Thasgau/Profion y CC wrth rieni. At ddibenion cymharu, mae hefyd yn ofynnol i'r adroddiadau gynnwys canlyniadau agregedig yr ysgol, ynghyd â'r canlyniadau cenedlaethol (Cymru gyfan). Mae'r tablau ar dudalennau 58 a 59 yn darparu fformat awgrymedig y gall yr ysgolion ei addasu fel rhan o'u gweithdrefnau adrodd yn 2001. Nid yw'n ofynnol i'r ysgolion gynnwys y Dangosydd Pynciau Craidd yn eu hadroddiadau i rieni.

10. Mae'n ofynnol cynnwys ystod debyg o wybodaeth yn llawlyfr ac adroddiad blynyddol llywodraethwyr pob ysgol. Gellir addasu'r fformatau a awgrymir ar dudalennau 58 a 59, a chynnwys y Dangosydd Pynciau Craidd, i fodloni'r gofynion hyn.

**Noder:** *Seilir y fformatau a awgrymir ar adrodd canlyniadau'r ysgol ar gyfer 2002 a'r canlyniadau cenedlaethol ar gyfer 2001.*

## Cynnwys y Llyfryn

11. Pedair adran sydd i'r llyfryn hwn.

**Crynodebau o'r Pynciau:** Mae'r adran hon yn dangos, ar ffurf siartiau bar, ganran y disgyblion yng Nghymru ac ym mhob ardal awdurdod lleol a gyrhaeddodd o leiaf lefel 4:

- yn Gymraeg (iaith gyntaf), Saesneg, mathemateg a gwyddoniaeth, fel y pennwyd drwy Aseidiadau Athrawon a Thasgau/Profion y CC; ac
- yn y Dangosydd Pynciau Craidd, fel y pennwyd drwy Aseidiadau Athrawon a Thasgau/Profion y CC, gan ddangos perfformiad bechgyn a merched ar wahân.

**Crynodebau ALLI:** Mae'r adran hon yn cyflwyno crynodeb cyflawn o ganlyniadau pob ardal awdurdod lleol. Mae'r crynodeb yn dangos ar wahân, lle bo'n briodol, y canlyniadau ar gyfer pob pwnc o'r Aseidiadau Athrawon a Phroffion a Thasgau'r CC ar gyfer bechgyn, merched a'r holl ddisgyblion. Rhestrir ardaloedd yr awdurdod lleol yn ôl rhif y Cynulliad Cenedlaethol/AALI.

**Bandiau Perfformiad:** Mae'r adran hon yn dangos dosbarthiad y perfformiad o fewn chwarterlau uchaf ac isaf yr ysgolion yng Nghymru. Mae hefyd yn dangos y canolrif ar gyfer pob pwnc ac ar gyfer yr Aseidiadau Athrawon a Thasgau/Profion y CC ill dau. Nodir y ffigurau ar gyfer yr holl ysgolion yng Nghymru ac ar wahân ar gyfer yr ysgolion sydd â thros 5 o ddisgyblion yn gymwys i gael eu hasesu.

Mae'r adran hon hefyd yn cynnwys siartiau sy'n dangos dosbarthiad yr ysgolion ar draws pob pwnc, a fesurir gan y ganran sy'n cyrraedd lefel 4 neu uwch, fel y nodwyd drwy'r Aseidiadau Athrawon a Thasgau/Profion y CC.

**Crynodebau Cenedlaethol:** Mae'r adran hon yn dangos: cyfres gyflawn o ganlyniadau ar gyfer Cymru; fformatau a awgrymir ar gyfer adrodd canlyniadau'r ysgol a chanlyniadau cenedlaethol wrth rieni ac i'w cynnwys yn llawlyfrau ac adroddiadau blynyddol y llywodraethwyr; canlyniadau Cymru o 1996 i 2001.

**Also available from the National Assembly for Wales:**

National Curriculum Assessment Results in Wales: 1995 and 1996 - Primary Schools  
National Curriculum Assessment Results in Wales: 1995 and 1996 - Secondary Schools  
National Curriculum Assessment Results in Wales: Key Stage 1 for 1997 to 2001  
National Curriculum Assessment Results in Wales: Key Stage 3 for 1997 to 2001  
National Curriculum Assessment Results in Wales (Non-core Subjects): Key Stage 3 for 2001

Benchmark Information for Key Stage 1 - 1997 to 2001  
Benchmark Information for Key Stage 2 - 1997 to 2001  
Benchmark Information for Key Stages 3 & 4 - 1997 to 2001

Secondary School Performance Information Booklets (for each LEA area) for 1993 to 1995  
Secondary School Performance Information Booklets (grouped LEAs) for 1996 to 2000  
Secondary School Performance Information Digests (for each LEA area) 1998 and 1999  
GCSE/GNVQ results in Wales: 1997 to 2001  
A/AS Level & GNVQ Results in Wales 2001

Further copies of this booklet and those listed above may be obtained from:

**Standards and Performance Division 4  
National Assembly Training and Education Department  
Cathays Park  
CARDIFF CF10 3NQ**

**☎ (029) 2082 6010  
Fax (029) 2082 6016**

**e-mail - [education.training@wales.gsi.gov.uk](mailto:education.training@wales.gsi.gov.uk)  
or visit the National Assembly for Wales website - [www.learning.wales.gov.uk](http://www.learning.wales.gov.uk)**



## Hefyd ar gael gan Gynulliad Cenedlaethol Cymru:


Canlyniadau Asesiadau'r Cwricwlwm Cenedlaethol yng Nghymru: 1995 a 1996 - Ysgolion Cynradd  
Canlyniadau Asesiadau'r Cwricwlwm Cenedlaethol yng Nghymru: 1995 a 1996 - Ysgolion Uwchradd  
Canlyniadau Asesiadau'r Cwricwlwm Cenedlaethol yng Nghymru: Cyfnod Allweddol 1 ar gyfer 1997 i 2001  
Canlyniadau Asesiadau'r Cwricwlwm Cenedlaethol yng Nghymru: Cyfnod Allweddol 3 ar gyfer 1997 i 2001  
Canlyniadau Asesiadau'r Cwricwlwm Cenedlaethol yng Nghymru: (fynciau Di-graidd) Cyfnod Allweddol 3 ar gyfer 2001

Gwybodaeth Feincnodi ar gyfer Cyfnod Allweddol 1 - 1997 i 2001  
Gwybodaeth Feincnodi ar gyfer Cyfnod Allweddol 2 - 1997 i 2001  
Gwybodaeth Feincnodi ar gyfer Cyfnod Allweddol 3 a 4 - 1997 i 2001

Llyfrynau Gwybodaeth Perfformiad Ysgolion Uwchradd (ar gyfer pob ardal AALI) ar gyfer 1993 i 1995  
Llyfrynau Gwybodaeth Perfformiad Ysgolion Uwchradd (ar gyfer grwpiau o AALI'au) ar gyfer 1996 i 2000  
Crynodebau Gwybodaeth Perfformiad Ysgolion Uwchradd (ar gyfer pob ardal AALI) - 1998 a 1999  
Canlyniadau TGAU/CGCC yng Nghymru: 1997 i 2001  
Canlyniadau Safon U/UG a GNVQ yng Nghymru 2001

Gellir cael copiau pellach o'r llyfryn hwn a'r rhai a restrwyd uchod, oddi wrth:

**Adran Safonau a Perfformiad Ysgolion 4**  
**Adran Addysg a Hyfforddiant Cynulliad Cenedlaethol Cymru**  
Parc Cathays  
CAERDYDD CF10 3NQ

 (029) 2082 6010  
Ffacs(029) 2082 6016

e-bost: [education.training@wales.gsi.gov.uk](mailto:education.training@wales.gsi.gov.uk)  
neu gweler gwefan Cynulliad Cenedlaethol Cymru, sef [www.dysgu.cymru.gov.uk](http://www.dysgu.cymru.gov.uk)



# 2001

**Subject Summaries**  
**Crynodebau o'r Pynciau**

**section**  
**adran**

**1**

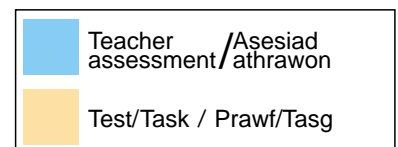
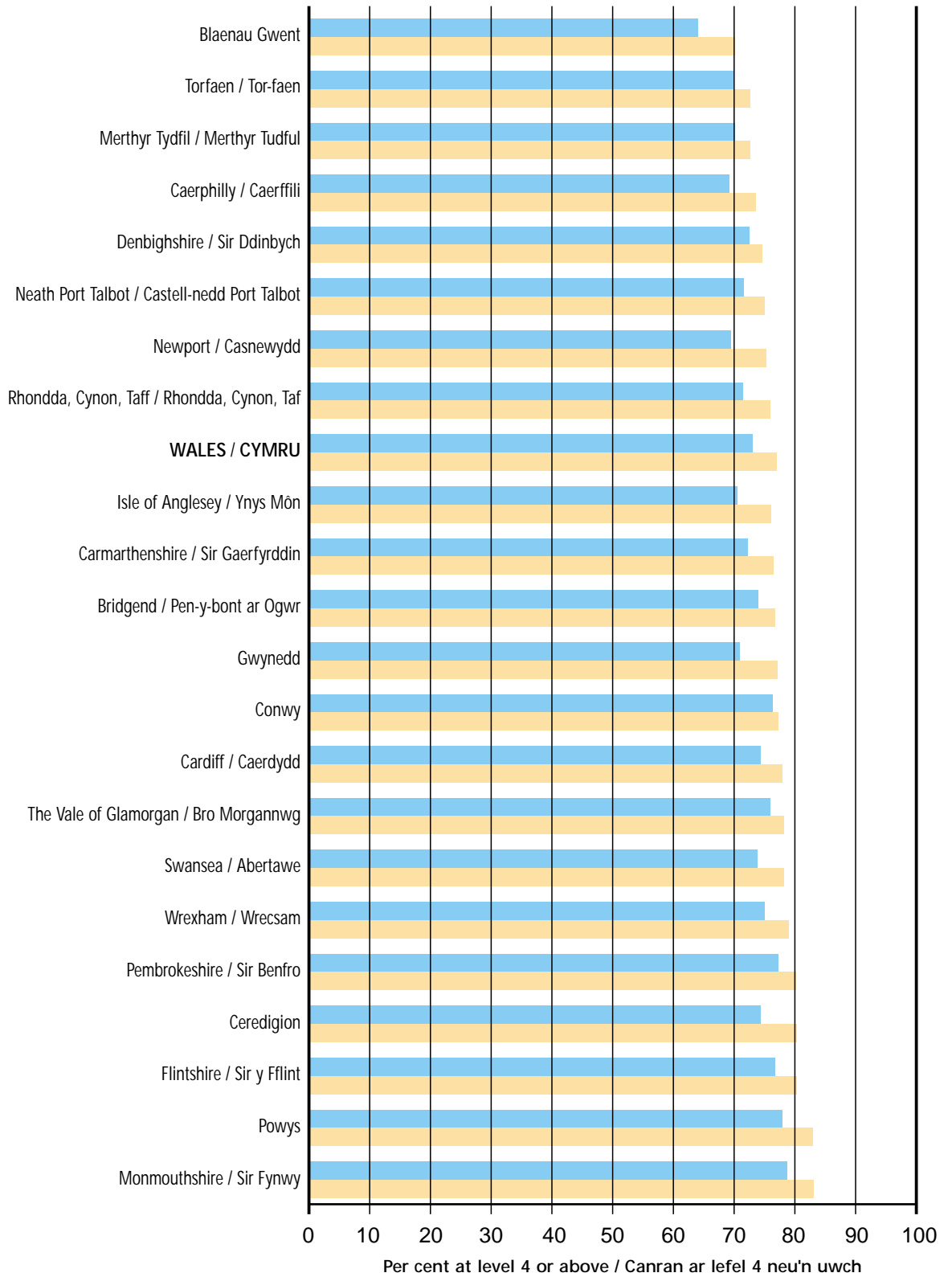
National Curriculum Assessment Results In Wales: 2001

Canlyniadau Aseidiadau'r Cwricwlwm Cenedlaethol Yng Nghymru: 2001



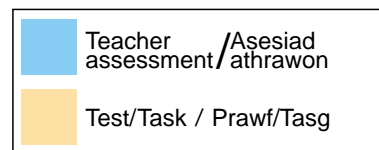
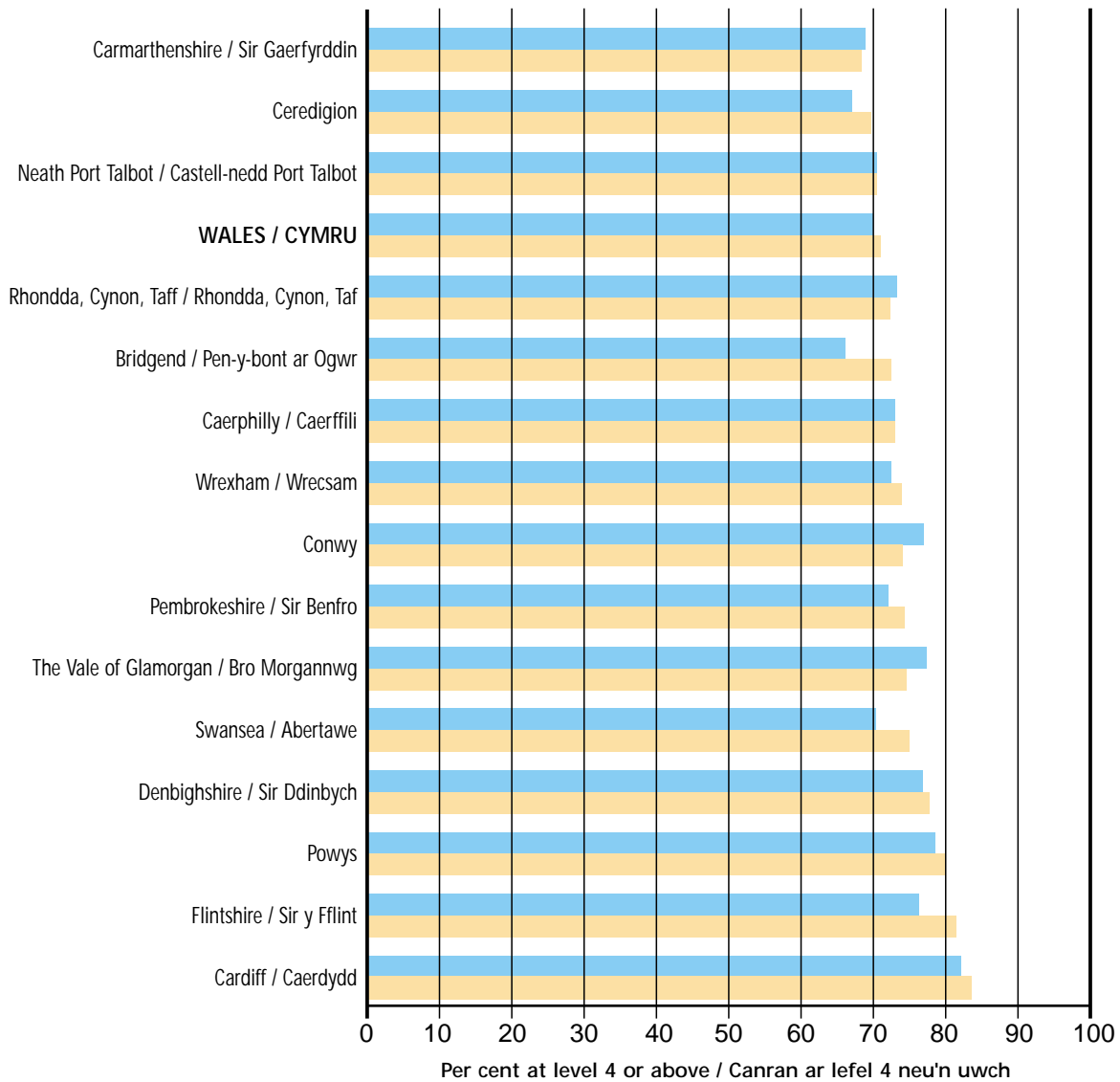
## Local Authority Analysis - Dadansoddiad yr Awdurdodau Lleol

### English/Saesneg



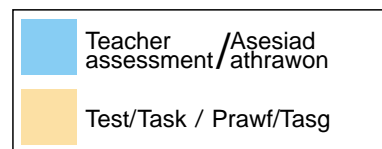
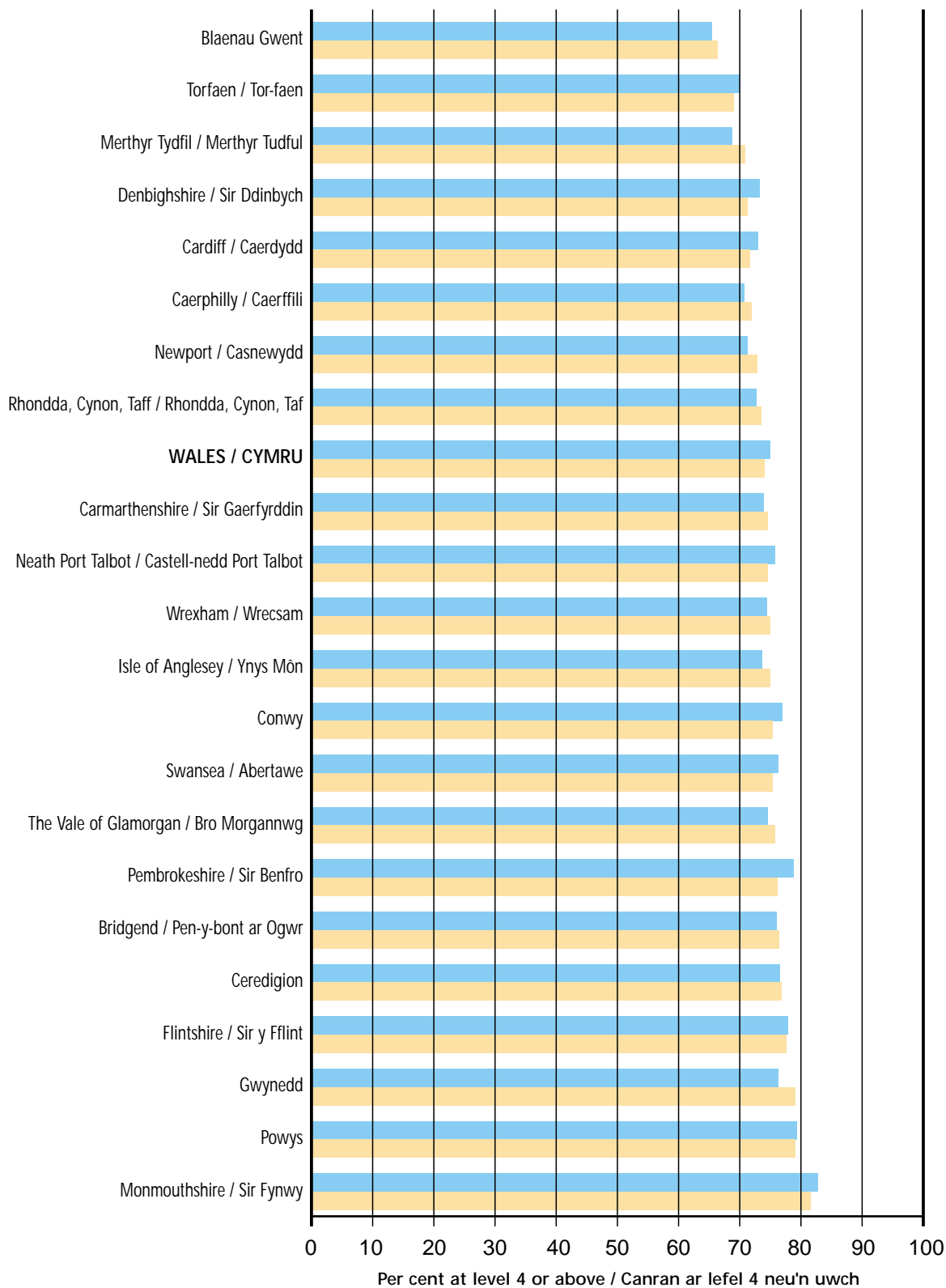
# Local Authority Analysis - Dadansoddiad yr Awdurdodau Lleol

## Welsh/Cymraeg

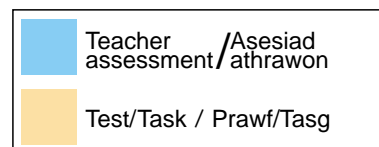


## Local Authority Analysis - Dadansoddiad yr Awdurdodau Lleol

### Mathematics/Mathemateg

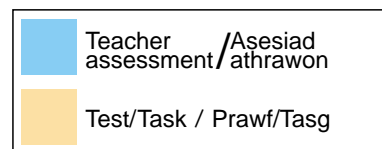
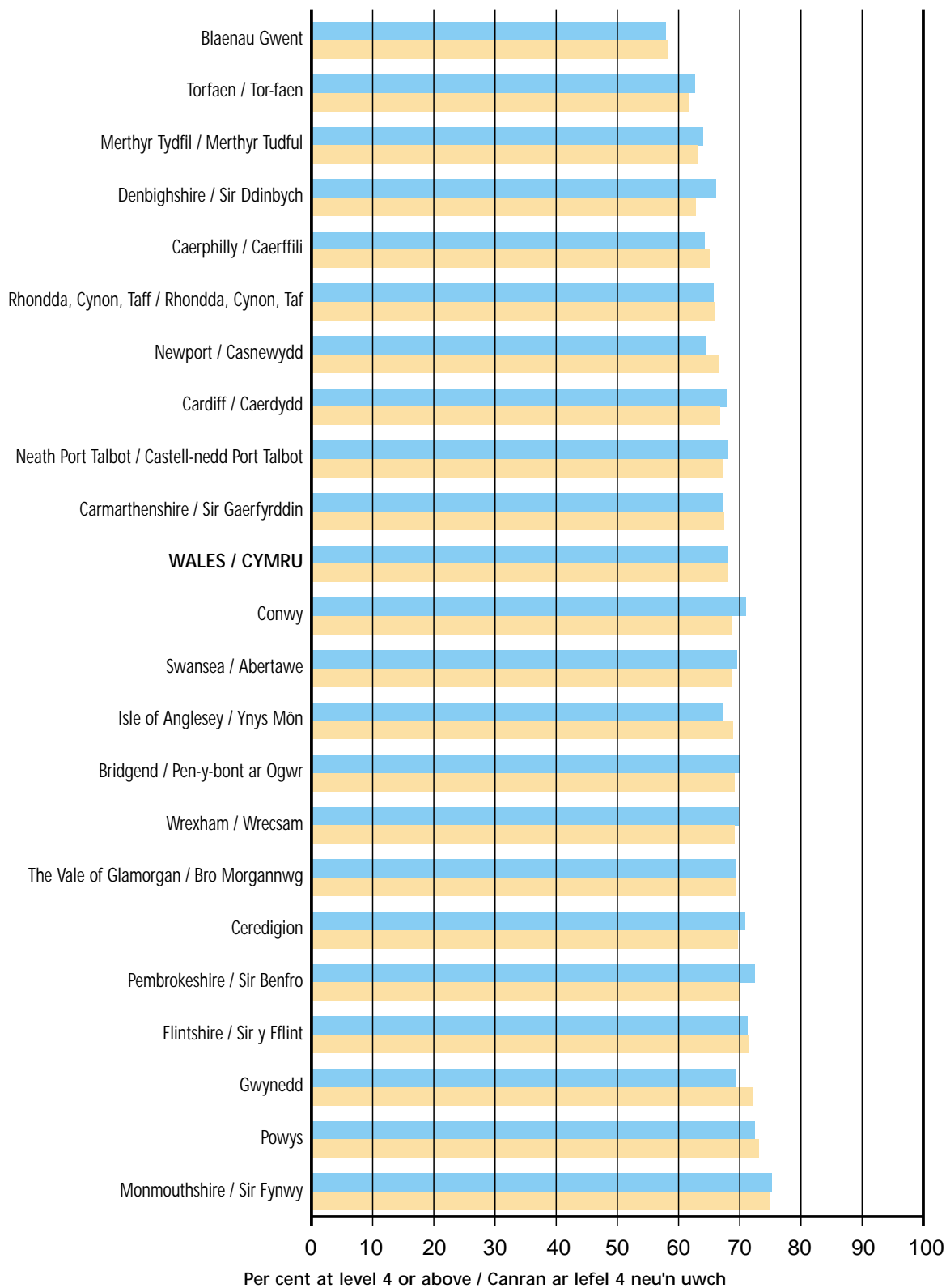


Science/Gwyddoniaeth



## Local Authority Analysis - Dadansoddiad yr Awdurdodau Lleol

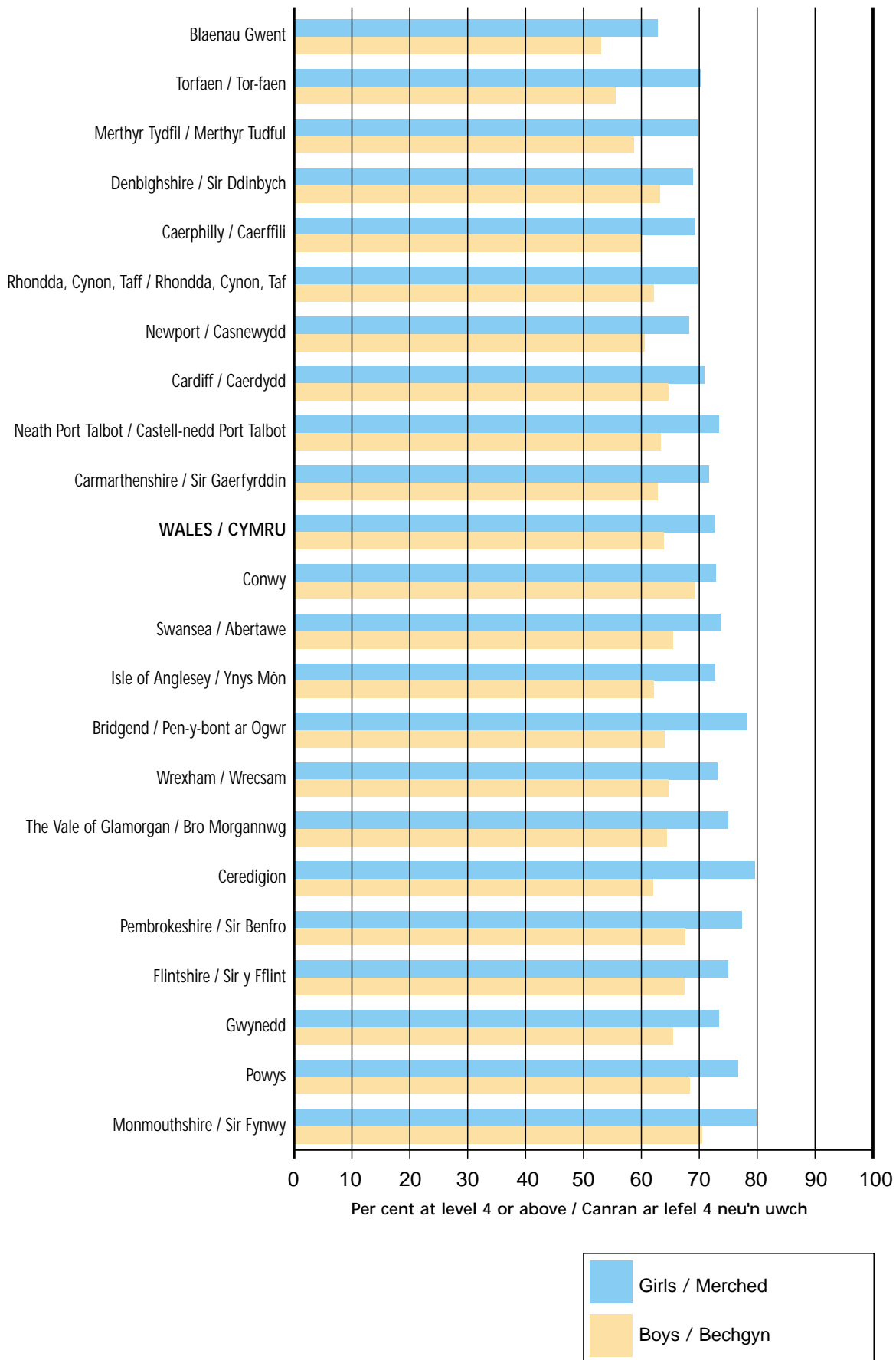
### Core Subject Indicator / Dangosydd Pynciau Craidd





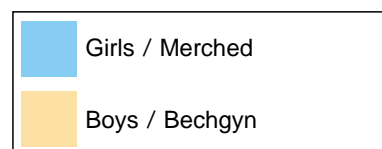
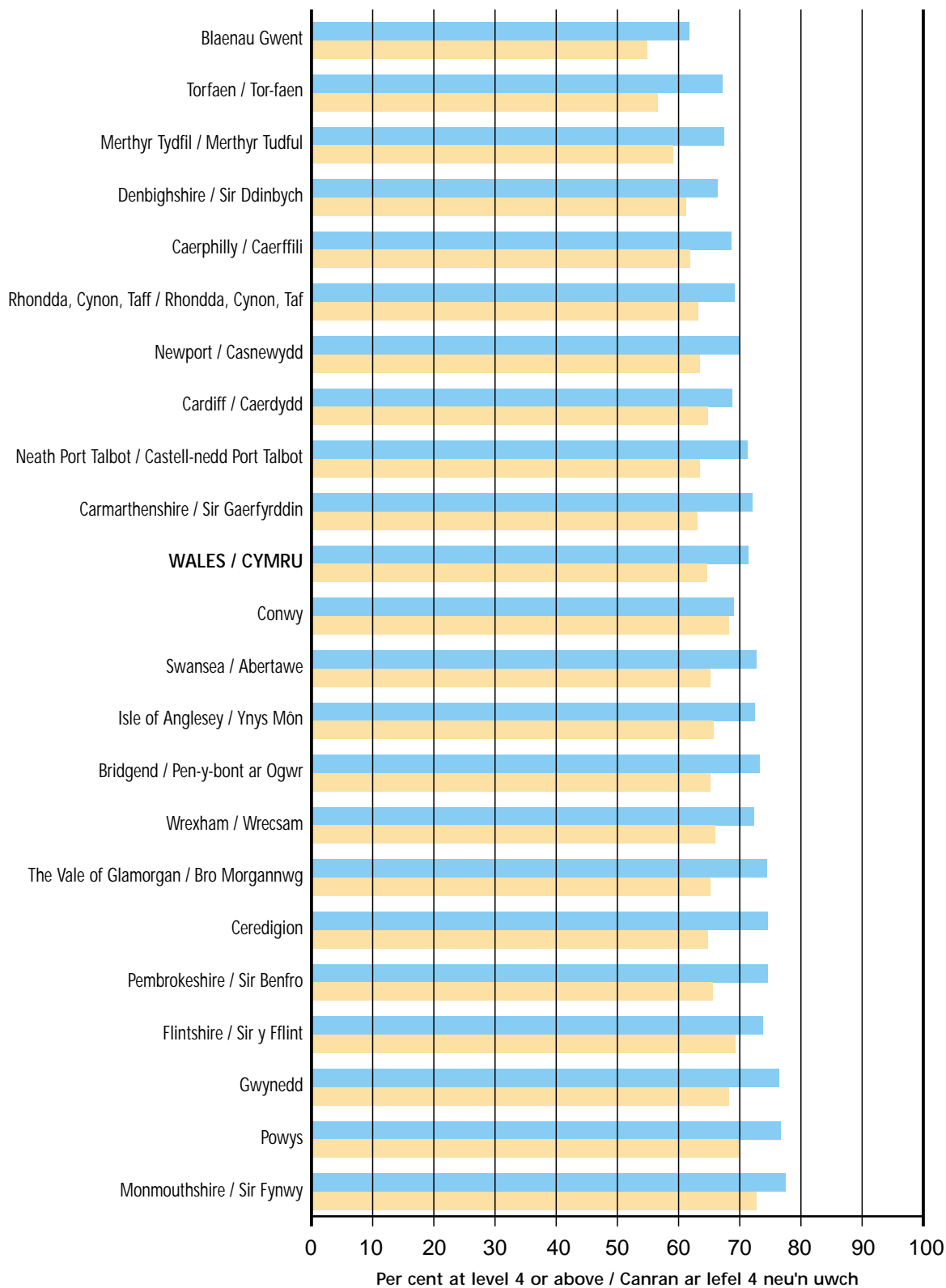
## Local Authority Analysis - Dadansoddiad yr Awdurdodau Lleol

### Core Subject Indicator : Teacher Assessment Dangosydd Pynciau Craidd : Aseidiadau Athrawon



## Local Authority Analysis - Dadansoddiad yr Awdurdodau Lleol

### Core Subject Indicator : Tests Dangosydd Pynciau Craidd : Profion



**Local Authority: Summary Table  
Awdurdod Lleol: Tabl Crynodeb**

**Percentage of pupils at level 4 or above/canran ar lefel 4 neu'n uwch**

Maintained schools in: Ysgolion a gynhelir yn:	English Saesneg		Welsh Cymraeg		Mathematics Mathemateg		Science Gwyddoniaeth		Core Subject Indicator / Dangosydd Pynciau Craidd T/T-P/T					
	TA/AA	T/T P/T	TA/AA	T/T P/T	TA/AA	T/T P/T	TA/AA	T/T P/T	All pupils Pob disgybl	Boys/ Bechgyn	Girls/ Merched	All pupils Pob disgybl	Boys/ Bechgyn	Girls/ Merched
Isle of Anglesey	70.5	76.1	59.9	61.2	73.6	74.9	80.6	84.8	67.2	62.2	72.7	68.9	65.7	72.4
Gwynedd	71.0	77.2	65.5	68.2	76.3	79.0	79.4	81.5	69.3	65.5	73.4	72.1	68.2	76.4
Conwy	76.3	77.3	76.9	74.0	76.9	75.3	83.4	83.4	71.0	69.3	72.9	68.6	68.2	69.0
Denbighshire	72.5	74.6	76.8	77.7	73.2	71.2	80.1	79.3	66.1	63.2	68.9	63.8	61.2	66.3
Flintshire	76.8	80.8	76.3	81.4	77.8	77.6	83.7	83.8	71.2	67.4	74.9	71.5	69.2	73.8
Wrexham	75.0	79.0	72.5	73.9	74.4	74.9	82.5	84.3	68.8	64.7	73.1	69.1	66.0	72.3
Powys	78.0	83.0	78.5	79.9	79.3	79.0	84.4	86.5	72.4	68.4	76.7	73.1	69.8	76.7
Ceredigion	74.4	80.3	67.0	69.7	76.6	76.8	83.0	81.3	70.8	62.0	79.6	69.7	64.8	74.6
Pembrokeshire	77.3	80.2	72.0	74.3	78.8	76.1	84.6	85.3	72.4	67.5	77.3	70.1	65.6	74.5
Carmarthenshire	72.3	76.5	68.9	68.3	73.9	74.5	78.5	80.6	67.2	62.8	71.7	67.4	63.0	72.0
Swansea	73.9	78.2	70.3	74.9	76.3	75.4	81.7	83.0	69.5	65.5	73.7	68.8	65.1	72.7
Neath Port Talbot	71.6	75.1	70.4	70.4	75.7	74.6	81.0	81.6	68.1	63.3	73.4	67.2	63.5	71.2
Bridgend	74.0	76.7	66.1	72.5	76.0	76.4	81.4	83.2	70.0	64.0	76.3	69.1	65.1	73.2
The Vale of Glamorgan	75.9	78.2	77.4	74.5	74.6	75.7	82.2	83.2	69.4	64.4	75.0	69.4	65.1	74.4
Rhondda,Cynon,Iaff	71.5	75.9	73.3	72.3	72.7	73.5	77.6	78.9	65.7	62.1	69.7	66.0	63.2	69.1
Merthyr Tydfil	70.2	72.6	*	*	68.7	70.8	79.3	77.7	64.0	58.7	69.7	63.1	59.1	67.4
Caerphilly	69.2	73.6	73.0	73.0	70.7	71.9	77.7	81.0	64.2	59.9	69.1	65.1	61.9	68.6
Blaenau Gwent	64.1	70.1	*	*	65.4	66.3	70.8	73.9	57.9	53.0	62.8	58.3	54.9	61.7
Torfaen	69.9	72.6	*	*	70.1	69.0	80.2	79.6	62.6	55.5	70.2	61.7	56.5	67.1
Monmouthshire	78.8	83.1	*	*	82.8	81.6	84.8	85.2	75.2	70.5	79.8	75.0	72.7	77.4
Newport	69.5	75.3	*	*	71.2	72.9	79.0	81.7	64.4	60.5	68.2	66.6	63.4	69.9
Cardiff	74.4	78.0	82.1	83.6	73.0	71.6	81.0	81.9	67.8	64.7	70.9	66.8	64.8	68.8

**WALES** (incl independent schools) /  
**CYMRU** (gan gynnwys ysgolion annibynnol)

**73 77 70 71 75 74 81 82 68 64 73 68 65 71**

TA/AA: Teacher Assessment/Asesiad Athrawon  
T/T-P/T: Test/Task - Prawf/Tasg

\*Results not shown where their inclusion may make it possible to identify individual schools/Ni ddangosir y canlyniadau gan y gellir adnabod ysgolion unigol.



# 2001

**LEA Summaries**  
**Crynodebau AALI**

**section**  
**adran**

National Curriculum Assessment Results In Wales: 2001

Canlyniadau Asesiadau'r Cwricwlwm Cenedlaethol Yng Nghymru: 2001



### Isle of Anglesey / Sir Ynys Môn

Percentage of boys at each level/Canran y bechgyn ar bob lefel

	D	A	N	B	W	1	2	3	4	5	6	Total Cyfanswm	Base/Sail	4+	
<b>English/Saesneg</b>															
TA results Canlyniadau AA	0.9	0.4	0.7	-	-	0.4	4.0	30.5	49.0	14.1	-	100	460	63.1	
Test/Task Prawf/Tasg	0.4	3.5	0.9	0.7	-	-	3.5	20.4	50.1	20.4	-	100	460	70.5	
<b>Welsh/Cymraeg</b>															
TA results Canlyniadau AA	1.1	0.5	1.1	-	0.3	0.8	6.8	35.1	44.7	9.6	-	100	370	54.2	
Test/Task Prawf/Tasg	0.8	4.4	0.3	2.7	-	-	5.2	31.8	44.1	10.7	-	100	370	54.8	
<b>Mathematics/Mathemateg</b>															
TA results Canlyniadau AA	0.4	0.4	0.7	-	-	-	3.1	24.0	47.7	23.7	-	100	460	71.4	
Test/Task Prawf/Tasg	0.4	2.2	0.7	-	-	-	4.6	19.3	45.3	27.5	-	100	460	72.7	
<b>Science/Gwyddoniaeth</b>															
TA results Canlyniadau AA	0.4	0.2	0.4	-	-	-	2.0	16.7	60.2	20.0	-	100	460	80.2	
Test/Task Prawf/Tasg	0.4	1.8	-	-	-	-	2.0	11.4	60.2	24.2	-	100	460	84.4	

Percentage of girls at each level/Canran y merched ar bob lefel

	D	A	N	B	W	1	2	3	4	5	6	Total Cyfanswm	Base/Sail	4+	
<b>English/Saesneg</b>															
TA results Canlyniadau AA	-	0.2	0.2	-	0.5	0.5	1.7	18.3	53.6	25.0	-	100	420	78.6	
Test/Task Prawf/Tasg	-	2.1	0.5	1.2	-	-	1.2	12.9	49.0	33.1	-	100	420	82.1	
<b>Welsh/Cymraeg</b>															
TA results Canlyniadau AA	0.3	-	0.3	-	-	0.6	4.6	27.9	47.9	18.4	-	100	330	66.3	
Test/Task Prawf/Tasg	0.6	1.8	-	0.6	-	-	3.7	24.8	49.1	19.3	-	100	330	68.4	
<b>Mathematics/Mathemateg</b>															
TA results Canlyniadau AA	-	0.2	0.2	-	0.5	0.5	2.4	20.2	54.9	21.1	-	100	420	76.0	
Test/Task Prawf/Tasg	-	1.7	0.7	1.0	-	-	3.6	15.9	50.6	26.6	-	100	420	77.2	
<b>Science/Gwyddoniaeth</b>															
TA results Canlyniadau AA	-	0.2	-	-	0.7	0.2	1.0	16.9	58.3	22.6	-	100	420	81.0	
Test/Task Prawf/Tasg	-	1.7	0.2	0.7	-	-	0.7	11.4	56.7	28.6	-	100	420	85.2	

Percentage of boys and girls at each level/Canran y bechgyn a'r merched ar bob lefel

	D	A	N	B	W	1	2	3	4	5	6	Total Cyfanswm	Base/Sail	4+	
<b>English/Saesneg</b>															
TA results Canlyniadau AA	0.5	0.3	0.5	-	0.2	0.5	2.9	24.7	51.2	19.3	-	100	880	70.5	
Test/Task Prawf/Tasg	0.2	2.9	0.7	0.9	-	-	2.4	16.8	49.6	26.5	-	100	880	76.1	
<b>Welsh/Cymraeg</b>															
TA results Canlyniadau AA	0.7	0.3	0.7	-	0.1	0.7	5.8	31.7	46.2	13.7	-	100	690	59.9	
Test/Task Prawf/Tasg	0.7	3.2	0.1	1.7	-	-	4.5	28.5	46.5	14.8	-	100	690	61.2	
<b>Mathematics/Mathemateg</b>															
TA results Canlyniadau AA	0.2	0.3	0.5	-	0.2	0.2	2.7	22.1	51.1	22.5	-	100	880	73.6	
Test/Task Prawf/Tasg	0.2	1.9	0.7	0.5	-	-	4.1	17.7	47.8	27.1	-	100	880	74.9	
<b>Science/Gwyddoniaeth</b>															
TA results Canlyniadau AA	0.2	0.2	0.2	-	0.3	0.1	1.5	16.8	59.3	21.3	-	100	880	80.6	
Test/Task Prawf/Tasg	0.2	1.7	0.1	0.3	-	-	1.4	11.4	58.5	26.3	-	100	880	84.8	

## Gwynedd

### Percentage of boys at each level/Canran y bechgyn ar bob lefel

	D	A	N	B	W	1	2	3	4	5	6	Total Cyfanswm	Base/Sail	4+	
<b>English/Saesneg</b>															
TA results Canlyniadau AA	0.5	-	0.1	-	0.4	0.8	7.1	25.4	47.2	18.4	-	100	750	65.6	
Test/Task Prawf/Tasg	0.5	2.3	1.1	1.9	-	-	4.7	16.6	48.7	24.2	-	100	750	72.9	
<b>Welsh/Cymraeg</b>															
TA results Canlyniadau AA	1.4	0.1	-	-	0.3	1.0	7.3	30.7	42.4	16.9	-	100	720	59.3	
Test/Task Prawf/Tasg	1.1	2.1	0.3	1.8	-	-	5.1	27.1	43.8	18.8	-	100	720	62.6	
<b>Mathematics/Mathemateg</b>															
TA results Canlyniadau AA	0.5	-	0.1	-	0.1	0.3	3.6	20.7	48.6	26.0	-	100	750	74.6	
Test/Task Prawf/Tasg	0.5	1.3	0.4	0.3	-	-	3.8	16.6	45.6	31.4	-	100	750	77.0	
<b>Science/Gwyddoniaeth</b>															
TA results Canlyniadau AA	0.5	-	0.1	-	-	-	2.8	18.0	52.5	26.0	-	100	750	78.5	
Test/Task Prawf/Tasg	0.5	1.6	-	-	-	-	3.1	15.4	46.4	32.9	-	100	750	79.3	

### Percentage of girls at each level/Canran y merched ar bob lefel

	D	A	N	B	W	1	2	3	4	5	6	Total Cyfanswm	Base/Sail	4+	
<b>English/Saesneg</b>															
TA results Canlyniadau AA	0.3	0.3	0.1	-	0.4	0.4	4.7	16.8	49.3	27.6	-	100	670	76.9	
Test/Task Prawf/Tasg	0.3	1.8	0.3	2.2	-	-	2.2	11.1	46.6	35.5	-	100	670	82.0	
<b>Welsh/Cymraeg</b>															
TA results Canlyniadau AA	1.1	0.3	0.3	-	0.6	1.2	3.5	20.6	45.6	26.8	-	100	650	72.3	
Test/Task Prawf/Tasg	1.1	1.7	0.3	1.1	-	-	3.8	17.6	45.9	28.6	-	100	650	74.5	
<b>Mathematics/Mathemateg</b>															
TA results Canlyniadau AA	0.3	0.3	0.1	-	0.6	0.6	3.3	16.8	49.6	28.3	0.1	100	670	78.0	
Test/Task Prawf/Tasg	0.3	1.3	0.4	0.7	-	-	3.4	12.6	45.5	35.6	-	100	670	81.2	
<b>Science/Gwyddoniaeth</b>															
TA results Canlyniadau AA	0.3	0.4	0.1	-	0.1	0.3	2.2	16.2	52.8	27.4	-	100	670	80.3	
Test/Task Prawf/Tasg	0.3	1.6	-	0.4	-	-	2.4	11.4	50.1	33.7	-	100	670	83.8	

### Percentage of boys and girls at each level/Canran y bechgyn a'r merched ar bob lefel

	D	A	N	B	W	1	2	3	4	5	6	Total Cyfanswm	Base/Sail	4+	
<b>English/Saesneg</b>															
TA results Canlyniadau AA	0.4	0.1	0.1	-	0.4	0.6	6.0	21.3	48.2	22.8	-	100	1,420	71.0	
Test/Task Prawf/Tasg	0.4	2.0	0.7	2.0	-	-	3.5	14.0	47.7	29.5	-	100	1,420	77.2	
<b>Welsh/Cymraeg</b>															
TA results Canlyniadau AA	1.2	0.2	0.1	-	0.4	1.1	5.5	25.9	43.9	21.6	-	100	1,380	65.5	
Test/Task Prawf/Tasg	1.1	1.9	0.3	1.5	-	-	4.5	22.6	44.8	23.4	-	100	1,380	68.2	
<b>Mathematics/Mathemateg</b>															
TA results Canlyniadau AA	0.4	0.1	0.1	-	0.4	0.4	3.5	18.8	49.0	27.1	0.1	100	1,420	76.3	
Test/Task Prawf/Tasg	0.4	1.3	0.4	0.5	-	-	3.6	14.7	45.6	33.4	-	100	1,420	79.0	
<b>Science/Gwyddoniaeth</b>															
TA results Canlyniadau AA	0.4	0.2	0.1	-	0.1	0.1	2.5	17.1	52.6	26.7	-	100	1,420	79.4	
Test/Task Prawf/Tasg	0.4	1.6	-	0.2	-	-	2.7	13.5	48.2	33.3	-	100	1,420	81.5	

Conwy														
Percentage of boys at each level/Canran y bechgyn ar bob lefel														
	D	A	N	B	W	1	2	3	4	5	6	Total Cyfanswm	Base/Sail	4+
<b>English/Saesneg</b>														
TA results Canlyniadau AA	0.1	0.3	-	-	1.3	2.0	4.4	19.6	51.6	20.7	-	100	710	72.4
Test/Task Prawf/Tasg	0.1	1.8	2.4	1.3	-	-	4.2	15.9	50.2	24.0	-	100	710	74.2
<b>Welsh/Cymraeg</b>														
TA results Canlyniadau AA	-	-	-	-	0.7	-	1.4	25.9	53.8	18.2	-	100	140	72.0
Test/Task Prawf/Tasg	-	0.7	-	-	-	-	1.4	29.4	44.1	24.5	-	100	140	68.5
<b>Mathematics/Mathemateg</b>														
TA results Canlyniadau AA	0.1	0.3	-	-	1.0	0.4	4.8	16.1	49.6	27.7	-	100	710	77.3
Test/Task Prawf/Tasg	0.1	1.5	0.7	1.0	-	-	6.2	14.6	45.1	30.7	-	100	710	75.8
<b>Science/Gwyddoniaeth</b>														
TA results Canlyniadau AA	0.1	0.4	0.1	-	1.0	0.4	1.7	13.8	52.9	29.5	-	100	710	82.4
Test/Task Prawf/Tasg	0.1	2.1	0.1	1.3	-	-	2.4	12.1	48.8	33.1	-	100	710	81.9

Percentage of girls at each level/Canran y merched ar bob lefel														
	D	A	N	B	W	1	2	3	4	5	6	Total Cyfanswm	Base/Sail	4+
<b>English/Saesneg</b>														
TA results Canlyniadau AA	0.4	-	0.3	-	0.1	0.3	3.3	15.0	50.5	30.0	-	100	670	80.5
Test/Task Prawf/Tasg	0.4	1.3	0.6	-	-	-	3.3	13.6	45.7	34.9	-	100	670	80.7
<b>Welsh/Cymraeg</b>														
TA results Canlyniadau AA	2.2	0.7	-	-	-	-	-	15.2	57.2	24.6	-	100	140	81.9
Test/Task Prawf/Tasg	1.4	0.7	-	0.7	-	-	-	17.4	50.7	29.0	-	100	140	79.7
<b>Mathematics/Mathemateg</b>														
TA results Canlyniadau AA	0.4	-	0.1	-	0.1	0.3	3.4	19.0	50.1	26.4	-	100	670	76.5
Test/Task Prawf/Tasg	0.4	1.3	1.0	0.4	-	-	4.6	17.2	42.7	32.1	-	100	670	74.8
<b>Science/Gwyddoniaeth</b>														
TA results Canlyniadau AA	0.4	-	-	-	0.1	-	1.5	13.5	58.6	25.8	-	100	670	84.4
Test/Task Prawf/Tasg	0.4	1.0	-	0.3	-	-	2.1	11.1	55.3	29.7	-	100	670	85.0

Percentage of boys and girls at each level/Canran y bechgyn a'r merched ar bob lefel														
	D	A	N	B	W	1	2	3	4	5	6	Total Cyfanswm	Base/Sail	4+
<b>English/Saesneg</b>														
TA results Canlyniadau AA	0.3	0.1	0.1	-	0.7	1.2	3.9	17.4	51.1	25.2	-	100	1,380	76.3
Test/Task Prawf/Tasg	0.3	1.6	1.5	0.7	-	-	3.8	14.8	48.0	29.3	-	100	1,380	77.3
<b>Welsh/Cymraeg</b>														
TA results Canlyniadau AA	1.1	0.4	-	-	0.4	-	0.7	20.6	55.5	21.4	-	100	280	76.9
Test/Task Prawf/Tasg	0.7	0.7	-	0.4	-	-	0.7	23.5	47.3	26.7	-	100	280	74.0
<b>Mathematics/Mathemateg</b>														
TA results Canlyniadau AA	0.3	0.1	0.1	-	0.6	0.4	4.1	17.5	49.8	27.1	-	100	1,380	76.9
Test/Task Prawf/Tasg	0.3	1.5	0.9	0.7	-	-	5.4	15.9	43.9	31.4	-	100	1,380	75.3
<b>Science/Gwyddoniaeth</b>														
TA results Canlyniadau AA	0.3	0.2	0.1	-	0.6	0.2	1.6	13.6	55.7	27.7	-	100	1,380	83.4
Test/Task Prawf/Tasg	0.3	1.6	0.1	0.8	-	-	2.2	11.6	52.0	31.4	-	100	1,380	83.4



## Denbighshire / Sir Ddinbych

### Percentage of boys at each level/Canran y bechgyn ar bob lefel

	D	A	N	B	W	1	2	3	4	5	6	Total Cyfanswm	Base/Sail	4+
<b>English/Saesneg</b>														
TA results Canlyniadau AA	0.5	0.3	0.2	-	0.8	0.7	7.2	22.7	49.1	18.5	-	100	600	67.6
Test/Task Prawf/Tasg	0.5	2.7	1.5	1.3	-	-	6.6	16.6	52.1	18.7	-	100	600	70.8
<b>Welsh/Cymraeg</b>														
TA results Canlyniadau AA	-	-	0.8	-	-	-	2.5	25.6	49.6	21.5	-	100	120	71.1
Test/Task Prawf/Tasg	-	0.8	-	0.8	-	-	2.5	22.3	51.2	22.3	-	100	120	73.6
<b>Mathematics/Mathemateg</b>														
TA results Canlyniadau AA	0.5	0.3	0.2	-	0.8	0.5	5.5	20.3	48.1	23.7	-	100	600	71.8
Test/Task Prawf/Tasg	0.5	4.4	0.5	1.0	-	-	4.7	19.5	45.0	24.4	-	100	600	69.4
<b>Science/Gwyddoniaeth</b>														
TA results Canlyniadau AA	0.5	0.2	0.2	-	0.8	-	2.5	16.5	52.9	26.4	-	100	600	79.3
Test/Task Prawf/Tasg	0.5	2.9	0.2	0.8	-	-	1.8	14.8	53.4	25.5	-	100	600	79.0

### Percentage of girls at each level/Canran y merched ar bob lefel

	D	A	N	B	W	1	2	3	4	5	6	Total Cyfanswm	Base/Sail	4+
<b>English/Saesneg</b>														
TA results Canlyniadau AA	0.2	0.3	-	-	-	0.3	3.6	18.3	45.7	31.4	0.2	100	620	77.3
Test/Task Prawf/Tasg	0.2	2.6	0.3	0.5	-	-	2.9	15.2	45.7	32.6	-	100	620	78.3
<b>Welsh/Cymraeg</b>														
TA results Canlyniadau AA	-	-	-	-	-	-	1.9	14.6	54.4	29.1	-	100	100	83.5
Test/Task Prawf/Tasg	-	-	-	-	-	-	1.9	15.5	54.4	28.2	-	100	100	82.5
<b>Mathematics/Mathemateg</b>														
TA results Canlyniadau AA	0.2	0.6	-	-	0.2	0.3	3.9	20.3	46.8	27.6	0.2	100	620	74.5
Test/Task Prawf/Tasg	0.2	2.8	0.6	0.3	-	-	3.7	19.5	44.3	28.6	-	100	620	72.9
<b>Science/Gwyddoniaeth</b>														
TA results Canlyniadau AA	0.2	0.3	0.2	-	-	0.3	2.3	15.9	52.2	28.7	-	100	620	80.9
Test/Task Prawf/Tasg	0.2	2.4	0.2	0.2	-	-	2.3	15.2	51.9	27.7	-	100	620	79.6

### Percentage of boys and girls at each level/Canran y bechgyn a'r merched ar bob lefel

	D	A	N	B	W	1	2	3	4	5	6	Total Cyfanswm	Base/Sail	4+
<b>English/Saesneg</b>														
TA results Canlyniadau AA	0.3	0.3	0.1	-	0.4	0.5	5.4	20.5	47.4	25.1	0.1	100	1,210	72.5
Test/Task Prawf/Tasg	0.3	2.6	0.9	0.9	-	-	4.7	15.9	48.8	25.7	-	100	1,210	74.6
<b>Welsh/Cymraeg</b>														
TA results Canlyniadau AA	-	-	0.4	-	-	-	2.2	20.5	51.8	25.0	-	100	220	76.8
Test/Task Prawf/Tasg	-	0.4	-	0.4	-	-	2.2	19.2	52.7	25.0	-	100	220	77.7
<b>Mathematics/Mathemateg</b>														
TA results Canlyniadau AA	0.3	0.5	0.1	-	0.5	0.4	4.7	20.3	47.4	25.7	0.1	100	1,210	73.2
Test/Task Prawf/Tasg	0.3	3.6	0.6	0.7	-	-	4.2	19.5	44.7	26.5	-	100	1,210	71.2
<b>Science/Gwyddoniaeth</b>														
TA results Canlyniadau AA	0.3	0.2	0.2	-	0.4	0.2	2.4	16.2	52.6	27.6	-	100	1,210	80.1
Test/Task Prawf/Tasg	0.3	2.6	0.2	0.5	-	-	2.1	15.0	52.6	26.7	-	100	1,210	79.3

## Flintshire / Sir y Fflint

### Percentage of boys at each level/Canran y bechgyn ar bob lefel

	D	A	N	B	W	1	2	3	4	5	6	Total Cyfanswm	Base/Sail	4+
<b>English/Saesneg</b>														
TA results Canlyniadau AA	0.5	0.2	0.2	-	0.4	0.7	4.5	21.4	52.3	19.8	-	100	970	72.0
Test/Task Prawf/Tasg	0.6	1.1	1.0	0.7	-	-	3.7	15.5	48.9	28.4	-	100	970	77.2
<b>Welsh/Cymraeg</b>														
TA results Canlyniadau AA	-	-	-	-	2.0	-	2.0	22.4	65.3	8.2	-	100	50	73.5
Test/Task Prawf/Tasg	-	-	-	-	-	-	4.1	18.4	61.2	16.3	-	100	50	77.6
<b>Mathematics/Mathemateg</b>														
TA results Canlyniadau AA	0.5	0.1	0.3	-	0.3	0.4	3.4	18.2	47.6	29.1	-	100	960	76.8
Test/Task Prawf/Tasg	0.5	1.6	0.4	0.6	-	-	3.6	16.9	41.0	35.4	-	100	960	76.3
<b>Science/Gwyddoniaeth</b>														
TA results Canlyniadau AA	0.5	0.1	0.1	-	-	0.1	2.7	14.2	55.4	26.9	-	100	960	82.3
Test/Task Prawf/Tasg	0.4	1.2	0.2	-	-	-	1.9	12.8	53.2	30.3	-	100	960	83.5

### Percentage of girls at each level/Canran y merched ar bob lefel

	D	A	N	B	W	1	2	3	4	5	6	Total Cyfanswm	Base/Sail	4+
<b>English/Saesneg</b>														
TA results Canlyniadau AA	0.4	0.3	0.1	-	0.2	0.2	3.3	14.1	53.0	28.4	-	100	1,000	81.4
Test/Task Prawf/Tasg	0.4	1.7	0.5	0.2	-	-	3.1	9.9	45.9	38.3	-	100	1,000	84.3
<b>Welsh/Cymraeg</b>														
TA results Canlyniadau AA	-	-	-	-	-	-	1.4	20.3	52.2	26.1	-	100	70	78.3
Test/Task Prawf/Tasg	-	-	-	2.9	-	-	1.4	11.6	53.6	30.4	-	100	70	84.1
<b>Mathematics/Mathemateg</b>														
TA results Canlyniadau AA	0.4	0.3	0.2	-	0.2	0.5	3.1	16.4	52.5	26.4	-	100	1,000	78.9
Test/Task Prawf/Tasg	0.4	1.9	0.7	0.4	-	-	3.0	14.8	47.7	31.1	-	100	1,000	78.8
<b>Science/Gwyddoniaeth</b>														
TA results Canlyniadau AA	0.4	0.2	0.1	-	0.1	0.2	1.5	12.5	58.0	27.1	-	100	1,000	85.1
Test/Task Prawf/Tasg	0.4	2.0	0.2	0.1	-	-	1.5	11.8	52.9	31.2	-	100	1,000	84.1

### Percentage of boys and girls at each level/Canran y bechgyn a'r merched ar bob lefel

	D	A	N	B	W	1	2	3	4	5	6	Total Cyfanswm	Base/Sail	4+
<b>English/Saesneg</b>														
TA results Canlyniadau AA	0.5	0.3	0.2	-	0.3	0.5	3.9	17.7	52.6	24.2	-	100	1,970	76.8
Test/Task Prawf/Tasg	0.5	1.4	0.8	0.5	-	-	3.4	12.6	47.4	33.5	-	100	1,970	80.8
<b>Welsh/Cymraeg</b>														
TA results Canlyniadau AA	-	-	-	-	0.8	-	1.7	21.2	57.6	18.6	-	100	120	76.3
Test/Task Prawf/Tasg	-	-	-	1.7	-	-	2.5	14.4	56.8	24.6	-	100	120	81.4
<b>Mathematics/Mathemateg</b>														
TA results Canlyniadau AA	0.5	0.2	0.3	-	0.3	0.5	3.3	17.3	50.1	27.7	-	100	1,970	77.8
Test/Task Prawf/Tasg	0.5	1.7	0.6	0.5	-	-	3.3	15.9	44.4	33.2	-	100	1,970	77.6
<b>Science/Gwyddoniaeth</b>														
TA results Canlyniadau AA	0.5	0.2	0.1	-	0.1	0.2	2.1	13.3	56.7	27.0	-	100	1,970	83.7
Test/Task Prawf/Tasg	0.4	1.6	0.2	0.1	-	-	1.7	12.2	53.0	30.7	-	100	1,970	83.8

## Wrexham / Wrecsam

### Percentage of boys at each level/Canran y bechgyn ar bob lefel

	D	A	N	B	W	1	2	3	4	5	6	Total Cyfanswm	Base/Sail	4+
<b>English/Saesneg</b>														
TA results Canlyniadau AA	-	0.7	0.6	-	1.0	1.0	7.4	19.7	48.4	21.3	-	100	830	69.6
Test/Task Prawf/Tasg	-	1.2	0.7	2.5	-	-	7.1	14.0	46.2	28.2	-	100	830	74.4
<b>Welsh/Cymraeg</b>														
TA results Canlyniadau AA	-	-	-	-	1.4	-	4.2	34.7	55.6	4.2	-	100	70	59.7
Test/Task Prawf/Tasg	-	-	-	1.4	-	-	4.2	33.3	50.0	11.1	-	100	70	61.1
<b>Mathematics/Mathemateg</b>														
TA results Canlyniadau AA	0.2	0.2	0.5	-	0.8	1.2	3.3	21.6	44.0	27.7	0.4	100	830	72.1
Test/Task Prawf/Tasg	-	2.2	0.6	1.6	-	-	4.0	17.8	42.7	31.2	-	100	830	73.9
<b>Science/Gwyddoniaeth</b>														
TA results Canlyniadau AA	0.2	0.2	0.6	-	0.6	0.6	3.4	14.0	49.7	30.6	-	100	830	80.3
Test/Task Prawf/Tasg	-	1.9	0.1	1.6	-	-	2.2	11.2	48.0	34.9	-	100	830	83.0

### Percentage of girls at each level/Canran y merched ar bob lefel

	D	A	N	B	W	1	2	3	4	5	6	Total Cyfanswm	Base/Sail	4+
<b>English/Saesneg</b>														
TA results Canlyniadau AA	-	0.1	-	-	0.8	0.1	5.1	13.4	53.0	27.5	-	100	800	80.5
Test/Task Prawf/Tasg	-	1.8	0.4	1.1	-	-	4.6	8.4	48.9	34.9	-	100	800	83.8
<b>Welsh/Cymraeg</b>														
TA results Canlyniadau AA	-	-	-	-	-	-	2.9	11.4	58.6	27.1	-	100	70	85.7
Test/Task Prawf/Tasg	-	1.4	-	-	-	-	1.4	10.0	61.4	25.7	-	100	70	87.1
<b>Mathematics/Mathemateg</b>														
TA results Canlyniadau AA	-	0.1	0.1	-	0.8	0.1	3.9	18.1	50.0	26.9	-	100	800	76.9
Test/Task Prawf/Tasg	-	1.8	0.8	0.8	-	-	4.1	16.8	44.5	31.4	-	100	800	75.9
<b>Science/Gwyddoniaeth</b>														
TA results Canlyniadau AA	-	0.1	0.1	-	0.5	0.3	2.4	11.8	57.4	27.5	-	100	800	84.9
Test/Task Prawf/Tasg	-	1.8	0.1	0.8	-	-	2.6	9.1	54.5	31.1	-	100	800	85.6

### Percentage of boys and girls at each level/Canran y bechgyn a'r merched ar bob lefel

	D	A	N	B	W	1	2	3	4	5	6	Total Cyfanswm	Base/Sail	4+
<b>English/Saesneg</b>														
TA results Canlyniadau AA	-	0.4	0.3	-	0.9	0.6	6.3	16.6	50.6	24.3	-	100	1,630	75.0
Test/Task Prawf/Tasg	-	1.5	0.6	1.8	-	-	5.9	11.2	47.5	31.5	-	100	1,630	79.0
<b>Welsh/Cymraeg</b>														
TA results Canlyniadau AA	-	-	-	-	0.7	-	3.5	23.2	57.0	15.5	-	100	140	72.5
Test/Task Prawf/Tasg	-	0.7	-	0.7	-	-	2.8	21.8	55.6	18.3	-	100	140	73.9
<b>Mathematics/Mathemateg</b>														
TA results Canlyniadau AA	0.1	0.2	0.3	-	0.8	0.7	3.6	19.9	47.0	27.3	0.2	100	1,630	74.4
Test/Task Prawf/Tasg	-	2.0	0.7	1.2	-	-	4.1	17.3	43.6	31.3	-	100	1,630	74.9
<b>Science/Gwyddoniaeth</b>														
TA results Canlyniadau AA	0.1	0.2	0.4	-	0.6	0.4	2.9	12.9	53.5	29.1	-	100	1,630	82.5
Test/Task Prawf/Tasg	-	1.8	0.1	1.2	-	-	2.4	10.2	51.2	33.1	-	100	1,630	84.3

Powys														
Percentage of boys at each level/Canran y bechgyn ar bob lefel														
	D	A	N	B	W	1	2	3	4	5	6	Total Cyfanswm	Base/Sail	4+
<b>English/Saesneg</b>														
TA results Canlyniadau AA	1.0	-	0.2	-	-	0.5	5.7	20.2	52.6	19.8	-	100	820	72.4
Test/Task Prawf/Tasg	1.1	1.5	0.6	1.7	-	-	3.4	12.3	51.5	27.9	-	100	820	79.5
<b>Welsh/Cymraeg</b>														
TA results Canlyniadau AA	-	-	1.0	-	-	-	2.0	23.0	52.0	22.0	-	100	100	74.0
Test/Task Prawf/Tasg	-	1.0	-	-	-	-	2.0	19.0	53.0	25.0	-	100	100	78.0
<b>Mathematics/Mathemateg</b>														
TA results Canlyniadau AA	1.0	0.1	0.2	-	-	-	3.5	16.9	50.2	27.7	0.4	100	820	78.3
Test/Task Prawf/Tasg	1.0	1.3	0.1	-	-	-	2.4	16.7	44.1	34.3	-	100	820	78.4
<b>Science/Gwyddoniaeth</b>														
TA results Canlyniadau AA	1.0	-	0.2	-	-	-	1.9	13.8	53.5	29.5	-	100	820	83.0
Test/Task Prawf/Tasg	1.0	1.6	-	-	-	-	1.0	10.3	55.9	30.2	-	100	820	86.2

Percentage of girls at each level/Canran y merched ar bob lefel														
	D	A	N	B	W	1	2	3	4	5	6	Total Cyfanswm	Base/Sail	4+
<b>English/Saesneg</b>														
TA results Canlyniadau AA	0.3	-	-	-	-	0.1	2.9	12.5	49.8	34.4	-	100	750	84.2
Test/Task Prawf/Tasg	0.4	0.9	0.1	1.5	-	-	1.7	8.4	44.6	42.3	-	100	750	87.0
<b>Welsh/Cymraeg</b>														
TA results Canlyniadau AA	-	-	-	-	-	-	1.8	15.8	55.3	27.2	-	100	110	82.5
Test/Task Prawf/Tasg	-	2.6	-	-	-	-	1.8	14.0	50.9	30.7	-	100	110	81.6
<b>Mathematics/Mathemateg</b>														
TA results Canlyniadau AA	0.3	-	0.1	-	-	0.1	2.9	16.1	48.1	32.4	-	100	750	80.4
Test/Task Prawf/Tasg	0.4	0.8	0.1	0.1	-	-	3.3	15.4	42.2	37.5	-	100	750	79.8
<b>Science/Gwyddoniaeth</b>														
TA results Canlyniadau AA	0.4	-	-	-	-	0.1	2.0	11.6	54.5	31.3	0.1	100	750	85.9
Test/Task Prawf/Tasg	0.4	1.1	-	0.1	-	-	0.9	10.5	54.1	32.9	-	100	750	87.0

Percentage of boys and girls at each level/Canran y bechgyn a'r merched ar bob lefel														
	D	A	N	B	W	1	2	3	4	5	6	Total Cyfanswm	Base/Sail	4+
<b>English/Saesneg</b>														
TA results Canlyniadau AA	0.6	-	0.1	-	-	0.3	4.4	16.5	51.3	26.7	-	100	1,570	78.0
Test/Task Prawf/Tasg	0.8	1.2	0.4	1.6	-	-	2.6	10.4	48.2	34.8	-	100	1,570	83.0
<b>Welsh/Cymraeg</b>														
TA results Canlyniadau AA	-	-	0.5	-	-	-	1.9	19.2	53.7	24.8	-	100	210	78.5
Test/Task Prawf/Tasg	-	1.9	-	-	-	-	1.9	16.4	51.9	28.0	-	100	210	79.9
<b>Mathematics/Mathemateg</b>														
TA results Canlyniadau AA	0.6	0.1	0.2	-	-	0.1	3.2	16.5	49.2	29.9	0.2	100	1,580	79.3
Test/Task Prawf/Tasg	0.7	1.1	0.1	0.1	-	-	2.9	16.1	43.2	35.9	-	100	1,580	79.0
<b>Science/Gwyddoniaeth</b>														
TA results Canlyniadau AA	0.7	-	0.1	-	-	0.1	2.0	12.8	54.0	30.3	0.1	100	1,580	84.4
Test/Task Prawf/Tasg	0.7	1.3	-	0.1	-	-	1.0	10.4	55.0	31.5	-	100	1,580	86.5

## Ceredigion

### Percentage of boys at each level/Canran y bechgyn ar bob lefel

	D	A	N	B	W	1	2	3	4	5	6	Total Cyfanswm	Base/Sail	4+	
<b>English/Saesneg</b>															
TA results Canlyniadau AA	0.8	-	0.3	-	-	1.3	7.3	25.8	46.5	18.3	-	100	400	64.8	
Test/Task Prawf/Tasg	0.8	2.0	0.8	1.3	-	-	6.3	16.0	50.0	23.0	-	100	400	73.0	
<b>Welsh/Cymraeg</b>															
TA results Canlyniadau AA	1.1	0.4	-	-	0.7	2.2	5.9	34.8	43.0	11.9	-	100	270	54.8	
Test/Task Prawf/Tasg	0.7	1.9	0.4	3.0	-	-	4.4	31.1	44.1	14.4	-	100	270	58.5	
<b>Mathematics/Mathemateg</b>															
TA results Canlyniadau AA	0.8	-	-	-	-	0.8	3.8	24.0	39.0	31.8	-	100	400	70.8	
Test/Task Prawf/Tasg	0.8	1.5	1.5	0.5	-	-	4.5	17.8	35.8	37.8	-	100	400	73.5	
<b>Science/Gwyddoniaeth</b>															
TA results Canlyniadau AA	0.8	-	-	-	-	0.8	1.8	18.8	49.0	29.0	-	100	400	78.0	
Test/Task Prawf/Tasg	0.8	0.8	-	0.5	-	-	2.5	16.8	50.0	28.8	-	100	400	78.8	

### Percentage of girls at each level/Canran y merched ar bob lefel

	D	A	N	B	W	1	2	3	4	5	6	Total Cyfanswm	Base/Sail	4+	
<b>English/Saesneg</b>															
TA results Canlyniadau AA	0.3	0.3	-	-	-	0.5	1.5	13.3	49.5	34.7	-	100	400	84.2	
Test/Task Prawf/Tasg	0.3	2.0	-	0.5	-	-	1.3	8.3	44.5	43.2	-	100	400	87.7	
<b>Welsh/Cymraeg</b>															
TA results Canlyniadau AA	0.3	-	0.3	-	0.7	2.8	1.7	15.7	58.5	19.9	-	100	290	78.4	
Test/Task Prawf/Tasg	0.7	2.1	-	2.8	-	-	1.0	13.2	56.4	23.7	-	100	290	80.1	
<b>Mathematics/Mathemateg</b>															
TA results Canlyniadau AA	0.3	-	-	-	0.3	0.3	1.5	15.3	57.0	25.4	-	100	400	82.4	
Test/Task Prawf/Tasg	0.3	3.0	-	-	-	-	0.5	16.1	46.0	34.2	-	100	400	80.2	
<b>Science/Gwyddoniaeth</b>															
TA results Canlyniadau AA	0.3	-	-	-	0.3	0.3	0.5	10.8	58.0	29.9	-	100	400	87.9	
Test/Task Prawf/Tasg	0.3	2.3	-	-	-	-	0.5	13.1	53.3	30.7	-	100	400	83.9	

### Percentage of boys and girls at each level/Canran y bechgyn a'r merched ar bob lefel

	D	A	N	B	W	1	2	3	4	5	6	Total Cyfanswm	Base/Sail	4+	
<b>English/Saesneg</b>															
TA results Canlyniadau AA	0.5	0.1	0.1	-	-	0.9	4.4	19.5	48.0	26.4	-	100	800	74.4	
Test/Task Prawf/Tasg	0.5	2.0	0.4	0.9	-	-	3.8	12.2	47.2	33.1	-	100	800	80.3	
<b>Welsh/Cymraeg</b>															
TA results Canlyniadau AA	0.7	0.2	0.2	-	0.7	2.5	3.8	25.0	51.0	16.0	-	100	560	67.0	
Test/Task Prawf/Tasg	0.7	2.0	0.2	2.9	-	-	2.7	21.9	50.4	19.2	-	100	560	69.7	
<b>Mathematics/Mathemateg</b>															
TA results Canlyniadau AA	0.5	-	-	-	0.1	0.5	2.6	19.7	48.0	28.6	-	100	800	76.6	
Test/Task Prawf/Tasg	0.5	2.3	0.8	0.3	-	-	2.5	16.9	40.9	36.0	-	100	800	76.8	
<b>Science/Gwyddoniaeth</b>															
TA results Canlyniadau AA	0.5	-	-	-	0.1	0.5	1.1	14.8	53.5	29.4	-	100	800	83.0	
Test/Task Prawf/Tasg	0.5	1.5	-	0.3	-	-	1.5	14.9	51.6	29.7	-	100	800	81.3	

## Pembrokeshire / Sir Benfro

Percentage of boys at each level/Canran y bechgyn ar bob lefel

	D	A	N	B	W	1	2	3	4	5	6	Total Cyfanswm	Base/Sail	4+
<b>English/Saesneg</b>														
TA results Canlyniadau AA	1.2	0.3	0.4	-	0.1	0.7	5.9	20.6	53.4	17.5	-	100	760	70.9
Test/Task Prawf/Tasg	0.5	0.8	1.1	2.1	-	-	5.0	16.7	47.7	26.1	-	100	760	73.8
<b>Welsh/Cymraeg</b>														
TA results Canlyniadau AA	1.5	-	0.8	-	-	1.5	3.8	23.8	49.2	19.2	-	100	130	68.5
Test/Task Prawf/Tasg	1.5	3.8	-	0.8	-	-	3.1	20.0	51.5	19.2	-	100	130	70.8
<b>Mathematics/Mathemateg</b>														
TA results Canlyniadau AA	1.1	0.1	0.3	-	0.3	0.3	3.7	17.8	50.1	26.5	-	100	760	76.5
Test/Task Prawf/Tasg	0.5	1.4	1.1	0.8	-	-	3.3	19.5	40.8	32.5	-	100	760	73.4
<b>Science/Gwyddoniaeth</b>														
TA results Canlyniadau AA	1.1	0.1	0.4	-	0.1	0.3	2.5	12.8	52.3	30.4	-	100	760	82.7
Test/Task Prawf/Tasg	0.5	1.3	0.3	0.8	-	-	1.2	12.1	53.0	30.8	-	100	760	83.8

Percentage of girls at each level/Canran y merched ar bob lefel

	D	A	N	B	W	1	2	3	4	5	6	Total Cyfanswm	Base/Sail	4+
<b>English/Saesneg</b>														
TA results Canlyniadau AA	0.3	-	0.1	-	-	0.3	2.6	13.0	51.0	32.7	-	100	760	83.7
Test/Task Prawf/Tasg	0.3	0.8	0.3	0.8	-	-	2.1	9.2	46.1	40.6	-	100	760	86.6
<b>Welsh/Cymraeg</b>														
TA results Canlyniadau AA	-	-	-	-	-	0.7	2.9	21.0	51.4	23.9	-	100	140	75.4
Test/Task Prawf/Tasg	-	-	-	-	-	-	2.9	19.6	54.3	23.2	-	100	140	77.5
<b>Mathematics/Mathemateg</b>														
TA results Canlyniadau AA	0.3	-	-	-	-	0.4	2.0	16.3	52.5	28.5	0.1	100	760	81.1
Test/Task Prawf/Tasg	0.3	0.5	0.7	0.4	-	-	2.6	16.7	44.9	34.0	-	100	760	78.9
<b>Science/Gwyddoniaeth</b>														
TA results Canlyniadau AA	0.3	-	-	-	-	0.4	1.3	11.5	55.5	31.0	-	100	760	86.5
Test/Task Prawf/Tasg	0.3	1.2	0.4	0.3	-	-	1.2	9.8	55.6	31.2	-	100	760	86.9

Percentage of boys and girls at each level/Canran y bechgyn a'r merched ar bob lefel

	D	A	N	B	W	1	2	3	4	5	6	Total Cyfanswm	Base/Sail	4+
<b>English/Saesneg</b>														
TA results Canlyniadau AA	0.7	0.1	0.3	-	0.1	0.5	4.3	16.8	52.2	25.1	-	100	1,520	77.3
Test/Task Prawf/Tasg	0.4	0.8	0.7	1.4	-	-	3.6	13.0	46.9	33.3	-	100	1,520	80.2
<b>Welsh/Cymraeg</b>														
TA results Canlyniadau AA	0.7	-	0.4	-	-	1.1	3.4	22.4	50.4	21.6	-	100	270	72.0
Test/Task Prawf/Tasg	0.7	1.9	-	0.4	-	-	3.0	19.8	53.0	21.3	-	100	270	74.3
<b>Mathematics/Mathemateg</b>														
TA results Canlyniadau AA	0.7	0.1	0.1	-	0.1	0.3	2.8	17.0	51.3	27.5	0.1	100	1,520	78.8
Test/Task Prawf/Tasg	0.4	1.0	0.9	0.6	-	-	3.0	18.1	42.9	33.3	-	100	1,520	76.1
<b>Science/Gwyddoniaeth</b>														
TA results Canlyniadau AA	0.7	0.1	0.2	-	0.1	0.3	1.9	12.2	53.9	30.7	-	100	1,520	84.6
Test/Task Prawf/Tasg	0.4	1.2	0.3	0.5	-	-	1.2	11.0	54.3	31.0	-	100	1,520	85.3

## Carmarthenshire / Sir Gaerfyrddin

### Percentage of boys at each level/Canran y bechgyn ar bob lefel

	D	A	N	B	W	1	2	3	4	5	6	Total Cyfanswm	Base/Sail	4+
<b>English/Saesneg</b>														
TA results Canlyniadau AA	0.3	0.1	0.3	-	0.3	1.2	6.7	24.9	48.2	18.0	-	100	1,070	66.2
Test/Task Prawf/Tasg	0.2	2.0	1.8	2.7	-	-	4.2	17.5	49.1	22.6	-	100	1,070	71.7
<b>Welsh/Cymraeg</b>														
TA results Canlyniadau AA	2.1	0.6	-	-	0.4	1.6	7.2	26.8	48.1	13.2	-	100	510	61.3
Test/Task Prawf/Tasg	2.3	3.9	0.8	2.3	-	-	5.1	24.9	45.5	15.2	-	100	510	60.7
<b>Mathematics/Mathemateg</b>														
TA results Canlyniadau AA	0.2	0.1	0.2	-	0.3	1.1	3.4	23.5	45.5	25.7	-	100	1,070	71.2
Test/Task Prawf/Tasg	0.2	2.0	0.7	0.8	-	-	3.8	21.0	38.5	33.1	-	100	1,070	71.5
<b>Science/Gwyddoniaeth</b>														
TA results Canlyniadau AA	0.2	0.2	0.1	-	0.2	0.5	2.5	20.0	51.7	24.7	-	100	1,070	76.4
Test/Task Prawf/Tasg	0.2	2.0	-	0.6	-	-	1.8	16.9	50.5	28.1	-	100	1,070	78.6

### Percentage of girls at each level/Canran y merched ar bob lefel

	D	A	N	B	W	1	2	3	4	5	6	Total Cyfanswm	Base/Sail	4+
<b>English/Saesneg</b>														
TA results Canlyniadau AA	-	0.1	0.4	-	0.2	0.6	3.9	16.0	47.0	31.8	-	100	1,010	78.9
Test/Task Prawf/Tasg	0.1	1.8	0.3	1.4	-	-	3.3	11.6	44.7	37.0	-	100	1,010	81.6
<b>Welsh/Cymraeg</b>														
TA results Canlyniadau AA	1.1	-	0.2	-	-	1.1	3.8	16.7	51.1	26.1	-	100	470	77.1
Test/Task Prawf/Tasg	0.6	2.1	0.2	1.7	-	-	1.9	16.9	48.1	28.4	-	100	470	76.5
<b>Mathematics/Mathemateg</b>														
TA results Canlyniadau AA	-	0.1	0.3	-	0.2	0.3	3.0	19.5	47.3	29.2	0.1	100	1,010	76.7
Test/Task Prawf/Tasg	0.1	1.7	0.3	0.4	-	-	2.9	17.0	41.8	35.9	-	100	1,010	77.7
<b>Science/Gwyddoniaeth</b>														
TA results Canlyniadau AA	-	0.4	0.3	-	0.2	0.3	2.2	15.9	52.7	28.1	-	100	1,010	80.7
Test/Task Prawf/Tasg	0.1	1.4	-	0.4	-	-	1.7	13.6	51.6	31.2	-	100	1,010	82.8

### Percentage of boys and girls at each level/Canran y bechgyn a'r merched ar bob lefel

	D	A	N	B	W	1	2	3	4	5	6	Total Cyfanswm	Base/Sail	4+
<b>English/Saesneg</b>														
TA results Canlyniadau AA	0.1	0.1	0.3	-	0.2	0.9	5.3	20.6	47.6	24.7	-	100	2,080	72.3
Test/Task Prawf/Tasg	0.1	1.9	1.1	2.1	-	-	3.7	14.6	47.0	29.6	-	100	2,080	76.5
<b>Welsh/Cymraeg</b>														
TA results Canlyniadau AA	1.6	0.3	0.1	-	0.2	1.3	5.6	22.0	49.5	19.4	-	100	990	68.9
Test/Task Prawf/Tasg	1.5	3.0	0.5	2.0	-	-	3.5	21.1	46.8	21.5	-	100	990	68.3
<b>Mathematics/Mathemateg</b>														
TA results Canlyniadau AA	0.1	0.1	0.2	-	0.2	0.7	3.2	21.5	46.4	27.4	-	100	2,090	73.9
Test/Task Prawf/Tasg	0.1	1.8	0.5	0.6	-	-	3.4	19.1	40.1	34.4	-	100	2,090	74.5
<b>Science/Gwyddoniaeth</b>														
TA results Canlyniadau AA	0.1	0.3	0.2	-	0.2	0.4	2.3	18.0	52.2	26.3	-	100	2,090	78.5
Test/Task Prawf/Tasg	0.1	1.7	-	0.5	-	-	1.7	15.3	51.0	29.6	-	100	2,090	80.6

**Swansea / Abertawe**

## Percentage of boys at each level/Canran y bechgyn ar bob lefel

	D	A	N	B	W	1	2	3	4	5	6	Total Cyfanswm	Base/Sail	4+	
<b>English/Saesneg</b>															
TA results Canlyniadau AA	1.0	0.5	0.3	-	0.3	0.9	7.7	20.6	47.8	20.6	0.2	100	1,460	68.6	
Test/Task Prawf/Tasg	1.0	2.0	1.2	1.1	-	-	7.3	13.8	48.5	25.1	-	100	1,460	73.6	
<b>Welsh/Cymraeg</b>															
TA results Canlyniadau AA	-	-	-	-	-	-	5.6	33.3	44.4	16.7	-	100	90	61.1	
Test/Task Prawf/Tasg	-	1.1	-	-	-	-	7.8	22.2	50.0	18.9	-	100	90	68.9	
<b>Mathematics/Mathemateg</b>															
TA results Canlyniadau AA	1.0	0.5	0.1	-	0.3	0.3	5.3	17.6	43.9	30.8	-	100	1,460	74.7	
Test/Task Prawf/Tasg	1.0	1.8	0.8	0.3	-	-	3.9	18.1	41.0	33.1	-	100	1,460	74.1	
<b>Science/Gwyddoniaeth</b>															
TA results Canlyniadau AA	1.0	0.4	0.1	-	0.3	0.2	3.7	15.0	49.5	29.8	-	100	1,460	79.3	
Test/Task Prawf/Tasg	1.0	2.0	0.1	0.3	-	-	2.5	12.9	51.4	29.6	-	100	1,460	81.1	

## Percentage of girls at each level/Canran y merched ar bob lefel

	D	A	N	B	W	1	2	3	4	5	6	Total Cyfanswm	Base/Sail	4+	
<b>English/Saesneg</b>															
TA results Canlyniadau AA	0.3	-	0.3	-	0.2	0.3	3.6	15.8	46.3	33.1	0.1	100	1,380	79.5	
Test/Task Prawf/Tasg	0.4	1.2	0.6	0.5	-	-	3.8	10.4	46.9	36.2	-	100	1,380	83.1	
<b>Welsh/Cymraeg</b>															
TA results Canlyniadau AA	-	-	-	-	1.2	-	4.7	14.1	44.7	35.3	-	100	90	80.0	
Test/Task Prawf/Tasg	-	1.2	-	1.2	-	-	2.4	14.1	41.2	40.0	-	100	90	81.2	
<b>Mathematics/Mathemateg</b>															
TA results Canlyniadau AA	0.3	-	0.1	-	0.1	0.2	3.7	17.5	45.3	32.6	0.2	100	1,380	78.1	
Test/Task Prawf/Tasg	0.4	1.4	0.8	0.1	-	-	3.3	17.3	41.3	35.3	-	100	1,380	76.7	
<b>Science/Gwyddoniaeth</b>															
TA results Canlyniadau AA	0.3	-	0.1	-	0.1	0.1	2.3	12.9	53.3	30.8	0.1	100	1,380	84.2	
Test/Task Prawf/Tasg	0.4	1.7	0.4	0.1	-	-	1.4	11.0	53.2	31.9	-	100	1,380	85.1	

## Percentage of boys and girls at each level/Canran y bechgyn a'r merched ar bob lefel

	D	A	N	B	W	1	2	3	4	5	6	Total Cyfanswm	Base/Sail	4+	
<b>English/Saesneg</b>															
TA results Canlyniadau AA	0.7	0.2	0.3	-	0.2	0.6	5.7	18.3	47.1	26.7	0.1	100	2,850	73.9	
Test/Task Prawf/Tasg	0.7	1.6	0.9	0.8	-	-	5.6	12.2	47.7	30.5	-	100	2,850	78.2	
<b>Welsh/Cymraeg</b>															
TA results Canlyniadau AA	-	-	-	-	0.6	-	5.1	24.0	44.6	25.7	-	100	180	70.3	
Test/Task Prawf/Tasg	-	1.1	-	0.6	-	-	5.1	18.3	45.7	29.1	-	100	180	74.9	
<b>Mathematics/Mathemateg</b>															
TA results Canlyniadau AA	0.7	0.3	0.1	-	0.2	0.3	4.5	17.6	44.5	31.7	0.1	100	2,850	76.3	
Test/Task Prawf/Tasg	0.7	1.6	0.8	0.2	-	-	3.6	17.7	41.2	34.2	-	100	2,850	75.4	
<b>Science/Gwyddoniaeth</b>															
TA results Canlyniadau AA	0.7	0.2	0.1	-	0.2	0.2	3.0	13.9	51.3	30.3	-	100	2,850	81.7	
Test/Task Prawf/Tasg	0.7	1.9	0.2	0.2	-	-	1.9	12.0	52.3	30.7	-	100	2,850	83.0	



## Neath Port Talbot / Castell-nedd Port Talbot

### Percentage of boys at each level/Canran y bechgyn ar bob lefel

	D	A	N	B	W	1	2	3	4	5	6	Total Cyfanswm	Base/Sail	4+
<b>English/Saesneg</b>														
TA results Canlyniadau AA	0.1	0.1	0.2	-	0.4	1.9	7.1	24.8	46.4	18.9	-	100	950	65.3
Test/Task Prawf/Tasg	0.4	1.7	2.2	2.1	-	-	5.1	18.4	49.0	21.1	-	100	950	70.0
<b>Welsh/Cymraeg</b>														
TA results Canlyniadau AA	-	-	-	-	0.8	-	7.1	27.0	56.3	8.7	-	100	130	65.1
Test/Task Prawf/Tasg	-	0.8	-	0.8	-	-	5.6	27.0	53.2	12.7	-	100	130	65.9
<b>Mathematics/Mathemateg</b>														
TA results Canlyniadau AA	0.1	0.1	-	-	0.2	0.7	5.1	19.2	47.7	26.8	-	100	950	74.5
Test/Task Prawf/Tasg	0.4	1.7	0.9	0.6	-	-	3.8	19.0	42.6	31.0	-	100	950	73.6
<b>Science/Gwyddoniaeth</b>														
TA results Canlyniadau AA	0.1	0.1	-	-	0.2	0.2	4.1	15.6	49.5	30.2	-	100	950	79.7
Test/Task Prawf/Tasg	0.4	2.2	0.2	0.3	-	-	2.8	13.0	49.0	32.1	-	100	950	81.0

### Percentage of girls at each level/Canran y merched ar bob lefel

	D	A	N	B	W	1	2	3	4	5	6	Total Cyfanswm	Base/Sail	4+
<b>English/Saesneg</b>														
TA results Canlyniadau AA	-	-	0.3	-	0.2	1.0	4.2	15.8	47.8	30.7	-	100	870	78.4
Test/Task Prawf/Tasg	0.2	1.3	0.9	1.0	-	-	3.9	11.9	46.6	34.1	-	100	870	80.7
<b>Welsh/Cymraeg</b>														
TA results Canlyniadau AA	-	-	-	-	-	-	4.3	20.6	45.4	29.8	-	100	140	75.2
Test/Task Prawf/Tasg	-	2.1	-	-	-	-	2.8	20.6	46.1	28.4	-	100	140	74.5
<b>Mathematics/Mathemateg</b>														
TA results Canlyniadau AA	-	-	0.3	-	0.2	0.5	3.9	18.0	47.5	29.5	-	100	870	77.0
Test/Task Prawf/Tasg	0.2	1.5	0.3	0.5	-	-	4.7	17.1	42.7	33.0	-	100	870	75.7
<b>Science/Gwyddoniaeth</b>														
TA results Canlyniadau AA	-	0.1	0.2	-	0.3	0.2	2.5	14.1	51.3	31.2	-	100	870	82.4
Test/Task Prawf/Tasg	0.2	1.4	0.1	0.6	-	-	3.2	12.2	48.7	33.5	-	100	870	82.2

### Percentage of boys and girls at each level/Canran y bechgyn a'r merched ar bob lefel

	D	A	N	B	W	1	2	3	4	5	6	Total Cyfanswm	Base/Sail	4+
<b>English/Saesneg</b>														
TA results Canlyniadau AA	0.1	0.1	0.3	-	0.3	1.5	5.7	20.5	47.1	24.5	-	100	1,820	71.6
Test/Task Prawf/Tasg	0.3	1.5	1.6	1.6	-	-	4.6	15.3	47.8	27.3	-	100	1,820	75.1
<b>Welsh/Cymraeg</b>														
TA results Canlyniadau AA	-	-	-	-	0.4	-	5.6	23.6	50.6	19.9	-	100	270	70.4
Test/Task Prawf/Tasg	-	1.5	-	0.4	-	-	4.1	23.6	49.4	21.0	-	100	270	70.4
<b>Mathematics/Mathemateg</b>														
TA results Canlyniadau AA	0.1	0.1	0.2	-	0.2	0.6	4.6	18.6	47.6	28.1	-	100	1,820	75.7
Test/Task Prawf/Tasg	0.3	1.6	0.7	0.5	-	-	4.2	18.1	42.6	32.0	-	100	1,820	74.6
<b>Science/Gwyddoniaeth</b>														
TA results Canlyniadau AA	0.1	0.1	0.1	-	0.3	0.2	3.4	14.9	50.3	30.7	-	100	1,820	81.0
Test/Task Prawf/Tasg	0.3	1.8	0.2	0.4	-	-	3.0	12.6	48.8	32.7	-	100	1,820	81.6

### Bridgend / Pen-y-bont ar Ogwr

Percentage of boys at each level/Canran y bechgyn ar bob lefel

	D	A	N	B	W	1	2	3	4	5	6	Total Cyfanswm	Base/Sail	4+
<b>English/Saesneg</b>														
TA results Canlyniadau AA	0.3	0.1	0.4	-	0.7	0.9	7.3	23.4	47.5	19.4	-	100	900	66.9
Test/Task Prawf/Tasg	0.6	1.7	0.6	2.1	-	-	7.1	17.5	47.2	23.4	-	100	900	70.5
<b>Welsh/Cymraeg</b>														
TA results Canlyniadau AA	-	-	-	-	-	-	5.3	44.7	39.5	10.5	-	100	40	50.0
Test/Task Prawf/Tasg	-	-	-	-	-	-	5.3	39.5	39.5	15.8	-	100	40	55.3
<b>Mathematics/Mathemateg</b>														
TA results Canlyniadau AA	0.3	0.2	0.4	-	0.2	0.6	4.9	20.4	44.7	28.3	-	100	900	73.0
Test/Task Prawf/Tasg	0.6	1.2	1.0	1.0	-	-	5.0	16.6	40.4	34.3	-	100	900	74.6
<b>Science/Gwyddoniaeth</b>														
TA results Canlyniadau AA	0.3	0.2	0.4	-	0.2	0.4	2.6	16.8	50.3	28.7	-	100	900	79.0
Test/Task Prawf/Tasg	0.6	1.2	0.1	0.7	-	-	1.4	13.8	52.2	30.0	-	100	900	82.2

Percentage of girls at each level/Canran y merched ar bob lefel

	D	A	N	B	W	1	2	3	4	5	6	Total Cyfanswm	Base/Sail	4+
<b>English/Saesneg</b>														
TA results Canlyniadau AA	0.2	-	0.8	-	0.3	0.1	3.7	13.3	49.5	32.0	-	100	870	81.5
Test/Task Prawf/Tasg	0.3	1.0	0.2	1.2	-	-	3.6	10.6	43.3	39.8	-	100	870	83.1
<b>Welsh/Cymraeg</b>														
TA results Canlyniadau AA	-	-	-	-	-	-	-	25.4	47.9	26.8	-	100	70	74.6
Test/Task Prawf/Tasg	-	1.4	-	-	-	-	-	16.9	45.1	36.6	-	100	70	81.7
<b>Mathematics/Mathemateg</b>														
TA results Canlyniadau AA	0.2	0.1	0.8	-	0.2	0.1	3.6	15.9	50.7	28.3	-	100	870	79.1
Test/Task Prawf/Tasg	0.3	1.5	1.0	0.5	-	-	4.4	14.0	45.2	33.0	-	100	870	78.3
<b>Science/Gwyddoniaeth</b>														
TA results Canlyniadau AA	0.2	-	0.8	-	0.2	-	1.8	12.9	52.0	32.0	-	100	870	84.0
Test/Task Prawf/Tasg	0.3	1.4	-	0.3	-	-	1.6	12.1	51.9	32.3	-	100	870	84.2

Percentage of boys and girls at each level/Canran y bechgyn a'r merched ar bob lefel

	D	A	N	B	W	1	2	3	4	5	6	Total Cyfanswm	Base/Sail	4+
<b>English/Saesneg</b>														
TA results Canlyniadau AA	0.3	0.1	0.6	-	0.5	0.5	5.5	18.4	48.5	25.6	-	100	1,770	74.0
Test/Task Prawf/Tasg	0.5	1.4	0.4	1.6	-	-	5.4	14.1	45.2	31.4	-	100	1,770	76.7
<b>Welsh/Cymraeg</b>														
TA results Canlyniadau AA	-	-	-	-	-	-	1.8	32.1	45.0	21.1	-	100	110	66.1
Test/Task Prawf/Tasg	-	0.9	-	-	-	-	1.8	24.8	43.1	29.4	-	100	110	72.5
<b>Mathematics/Mathemateg</b>														
TA results Canlyniadau AA	0.3	0.2	0.6	-	0.2	0.3	4.2	18.2	47.7	28.3	-	100	1,770	76.0
Test/Task Prawf/Tasg	0.5	1.4	1.0	0.7	-	-	4.7	15.3	42.8	33.7	-	100	1,770	76.4
<b>Science/Gwyddoniaeth</b>														
TA results Canlyniadau AA	0.3	0.1	0.6	-	0.2	0.2	2.2	14.9	51.1	30.3	-	100	1,770	81.4
Test/Task Prawf/Tasg	0.5	1.3	0.1	0.5	-	-	1.5	13.0	52.0	31.2	-	100	1,770	83.2

## The Vale of Glamorgan / Bro Morgannwg

### Percentage of boys at each level/Canran y bechgyn ar bob lefel

	D	A	N	B	W	1	2	3	4	5	6	Total Cyfanswm	Base/Sail	4+
<b>English/Saesneg</b>														
TA results Canlyniadau AA	-	0.1	-	-	1.3	0.9	7.3	21.1	46.6	22.7	-	100	870	69.3
Test/Task Prawf/Tasg	-	2.3	1.7	1.3	-	-	5.3	17.5	41.9	30.0	-	100	870	71.9
<b>Welsh/Cymraeg</b>														
TA results Canlyniadau AA	-	-	-	-	-	-	-	28.8	50.0	21.2	-	100	70	71.2
Test/Task Prawf/Tasg	-	1.5	-	-	-	-	-	30.3	48.5	19.7	-	100	70	68.2
<b>Mathematics/Mathemateg</b>														
TA results Canlyniadau AA	-	0.1	-	-	0.8	0.8	5.8	21.1	42.3	29.0	0.1	100	870	71.4
Test/Task Prawf/Tasg	-	1.6	0.5	1.3	-	-	4.8	19.6	38.1	34.1	-	100	870	72.3
<b>Science/Gwyddoniaeth</b>														
TA results Canlyniadau AA	-	0.1	-	-	0.7	0.7	2.6	16.3	46.8	32.8	-	100	870	79.6
Test/Task Prawf/Tasg	-	1.6	-	1.3	-	-	1.6	15.0	46.7	33.8	-	100	870	80.5

### Percentage of girls at each level/Canran y merched ar bob lefel

	D	A	N	B	W	1	2	3	4	5	6	Total Cyfanswm	Base/Sail	4+
<b>English/Saesneg</b>														
TA results Canlyniadau AA	0.1	-	-	-	0.5	0.8	3.2	12.1	46.9	36.4	-	100	780	83.3
Test/Task Prawf/Tasg	0.1	0.6	1.2	0.6	-	-	2.3	10.0	39.2	45.9	-	100	780	85.1
<b>Welsh/Cymraeg</b>														
TA results Canlyniadau AA	-	-	-	-	-	-	-	16.9	45.1	38.0	-	100	70	83.1
Test/Task Prawf/Tasg	-	2.8	-	-	-	-	-	16.9	39.4	40.8	-	100	70	80.3
<b>Mathematics/Mathemateg</b>														
TA results Canlyniadau AA	0.1	-	0.1	-	0.5	0.8	2.9	17.3	46.8	31.4	-	100	780	78.2
Test/Task Prawf/Tasg	0.1	0.5	0.6	0.8	-	-	3.3	15.1	41.8	37.7	-	100	780	79.5
<b>Science/Gwyddoniaeth</b>														
TA results Canlyniadau AA	0.1	-	0.1	-	0.5	0.4	1.2	12.6	48.8	36.3	-	100	780	85.1
Test/Task Prawf/Tasg	0.1	0.6	0.1	0.6	-	-	1.2	11.2	50.8	35.4	-	100	780	86.2

### Percentage of boys and girls at each level/Canran y bechgyn a'r merched ar bob lefel

	D	A	N	B	W	1	2	3	4	5	6	Total Cyfanswm	Base/Sail	4+
<b>English/Saesneg</b>														
TA results Canlyniadau AA	0.1	0.1	-	-	0.9	0.8	5.4	16.8	46.8	29.2	-	100	1,650	75.9
Test/Task Prawf/Tasg	0.1	1.5	1.5	1.0	-	-	3.9	14.0	40.7	37.5	-	100	1,650	78.2
<b>Welsh/Cymraeg</b>														
TA results Canlyniadau AA	-	-	-	-	-	-	-	22.6	47.4	29.9	-	100	140	77.4
Test/Task Prawf/Tasg	-	2.2	-	-	-	-	-	23.4	43.8	30.7	-	100	140	74.5
<b>Mathematics/Mathemateg</b>														
TA results Canlyniadau AA	0.1	0.1	0.1	-	0.7	0.8	4.5	19.3	44.4	30.1	0.1	100	1,650	74.6
Test/Task Prawf/Tasg	0.1	1.1	0.5	1.0	-	-	4.1	17.5	39.9	35.8	-	100	1,650	75.7
<b>Science/Gwyddoniaeth</b>														
TA results Canlyniadau AA	0.1	0.1	0.1	-	0.6	0.5	1.9	14.5	47.8	34.4	-	100	1,650	82.2
Test/Task Prawf/Tasg	0.1	1.1	0.1	1.0	-	-	1.4	13.2	48.6	34.5	-	100	1,650	83.2

### Rhondda, Cynon, Taff / Rhondda, Cynon, Taf

Percentage of boys at each level/Canran y bechgyn ar bob lefel

	D	A	N	B	W	1	2	3	4	5	6	Total Cyfanswm	Base/Sail	4+
<b>English/Saesneg</b>														
TA results Canlyniadau AA	0.4	0.2	2.1	-	0.2	0.9	7.2	22.7	47.5	18.6	0.1	100	1,640	66.2
Test/Task Prawf/Tasg	0.4	1.6	1.8	1.3	-	-	6.6	17.0	48.8	22.4	-	100	1,640	71.3
<b>Welsh/Cymraeg</b>														
TA results Canlyniadau AA	0.4	-	0.4	-	-	0.4	4.3	27.4	48.7	17.9	0.4	100	230	67.1
Test/Task Prawf/Tasg	0.4	1.7	-	2.1	-	-	3.0	27.4	44.4	20.9	-	100	230	65.4
<b>Mathematics/Mathemateg</b>														
TA results Canlyniadau AA	0.4	0.1	1.9	-	0.2	0.5	5.0	20.8	44.2	26.6	0.4	100	1,650	71.2
Test/Task Prawf/Tasg	0.4	1.8	0.8	0.3	-	-	5.3	18.8	39.9	32.7	-	100	1,650	72.6
<b>Science/Gwyddoniaeth</b>														
TA results Canlyniadau AA	0.4	0.1	1.8	-	0.1	0.2	3.9	18.3	46.9	28.3	0.1	100	1,650	75.2
Test/Task Prawf/Tasg	0.4	1.9	0.2	0.2	-	-	2.8	17.1	48.3	29.1	-	100	1,650	77.4

Percentage of girls at each level/Canran y merched ar bob lefel

	D	A	N	B	W	1	2	3	4	5	6	Total Cyfanswm	Base/Sail	4+
<b>English/Saesneg</b>														
TA results Canlyniadau AA	0.3	0.1	1.2	-	0.1	0.3	4.0	17.0	49.6	27.6	-	100	1,530	77.2
Test/Task Prawf/Tasg	0.3	1.2	0.8	0.4	-	-	3.7	12.7	47.6	33.3	-	100	1,530	80.9
<b>Welsh/Cymraeg</b>														
TA results Canlyniadau AA	-	-	-	-	-	-	1.7	18.6	57.1	22.5	-	100	230	79.7
Test/Task Prawf/Tasg	-	1.7	-	-	-	-	0.4	18.6	55.0	24.2	-	100	230	79.2
<b>Mathematics/Mathemateg</b>														
TA results Canlyniadau AA	0.3	0.1	0.9	-	0.1	0.5	4.0	19.8	47.4	26.7	0.3	100	1,530	74.4
Test/Task Prawf/Tasg	0.3	1.9	1.0	0.2	-	-	3.9	18.4	42.8	31.6	-	100	1,530	74.4
<b>Science/Gwyddoniaeth</b>														
TA results Canlyniadau AA	0.3	0.1	0.9	-	0.1	0.1	3.5	14.9	54.7	25.5	-	100	1,530	80.3
Test/Task Prawf/Tasg	0.3	1.1	0.1	0.1	-	-	2.9	14.9	54.3	26.3	-	100	1,530	80.6

Percentage of boys and girls at each level/Canran y bechgyn a'r merched ar bob lefel

	D	A	N	B	W	1	2	3	4	5	6	Total Cyfanswm	Base/Sail	4+
<b>English/Saesneg</b>														
TA results Canlyniadau AA	0.3	0.2	1.6	-	0.2	0.6	5.7	20.0	48.5	23.0	-	100	3,170	71.5
Test/Task Prawf/Tasg	0.3	1.4	1.3	0.9	-	-	5.2	14.9	48.2	27.7	-	100	3,170	75.9
<b>Welsh/Cymraeg</b>														
TA results Canlyniadau AA	0.2	-	0.2	-	-	0.2	3.0	23.0	52.9	20.2	0.2	100	470	73.3
Test/Task Prawf/Tasg	0.2	1.7	-	1.1	-	-	1.7	23.0	49.7	22.6	-	100	470	72.3
<b>Mathematics/Mathemateg</b>														
TA results Canlyniadau AA	0.3	0.1	1.4	-	0.2	0.5	4.5	20.3	45.7	26.6	0.4	100	3,170	72.7
Test/Task Prawf/Tasg	0.3	1.9	0.9	0.3	-	-	4.6	18.6	41.3	32.2	-	100	3,170	73.5
<b>Science/Gwyddoniaeth</b>														
TA results Canlyniadau AA	0.3	0.1	1.4	-	0.1	0.1	3.7	16.6	50.7	27.0	-	100	3,170	77.6
Test/Task Prawf/Tasg	0.3	1.5	0.2	0.2	-	-	2.8	16.0	51.2	27.7	-	100	3,170	78.9

## Merthyr Tydfil / Merthyr Tudful

### Percentage of boys at each level/Canran y bechgyn ar bob lefel

	D	A	N	B	W	1	2	3	4	5	6	Total Cyfanswm	Base/Sail	4+
<b>English/Saesneg</b>														
TA results Canlyniadau AA	-	0.2	0.4	-	0.6	1.9	9.7	22.3	46.8	18.0	-	100	460	64.7
Test/Task Prawf/Tasg	-	1.7	2.4	3.5	-	-	7.4	16.9	47.4	20.8	-	100	460	68.2
<b>Welsh/Cymraeg</b>														
TA results Canlyniadau AA	*	*	*	*	*	*	*	*	*	*	*	*	40	*
Test/Task Prawf/Tasg	*	*	*	*	*	*	*	*	*	*	*	*	40	*
<b>Mathematics/Mathemateg</b>														
TA results Canlyniadau AA	-	0.2	0.4	-	0.4	1.1	5.4	27.3	41.3	23.8	-	100	460	65.2
Test/Task Prawf/Tasg	-	2.6	1.3	0.6	-	-	6.1	21.0	38.7	29.7	-	100	460	68.4
<b>Science/Gwyddoniaeth</b>														
TA results Canlyniadau AA	-	0.2	-	-	0.2	0.2	4.5	18.4	47.4	29.0	-	100	460	76.4
Test/Task Prawf/Tasg	-	1.9	0.2	0.2	-	-	3.5	18.4	47.4	28.4	-	100	460	75.8

### Percentage of girls at each level/Canran y merched ar bob lefel

	D	A	N	B	W	1	2	3	4	5	6	Total Cyfanswm	Base/Sail	4+
<b>English/Saesneg</b>														
TA results Canlyniadau AA	-	-	0.7	-	1.2	0.7	6.9	14.5	49.2	26.8	-	100	430	76.0
Test/Task Prawf/Tasg	-	1.4	2.3	2.3	-	-	4.4	12.2	43.9	33.5	-	100	430	77.4
<b>Welsh/Cymraeg</b>														
TA results Canlyniadau AA	*	*	*	*	*	*	*	*	*	*	*	*	50	*
Test/Task Prawf/Tasg	*	*	*	*	*	*	*	*	*	*	*	*	50	*
<b>Mathematics/Mathemateg</b>														
TA results Canlyniadau AA	-	0.2	-	-	1.2	0.2	7.9	18.0	47.3	25.2	-	100	430	72.5
Test/Task Prawf/Tasg	-	1.8	0.9	0.9	-	-	7.2	15.7	40.9	32.6	-	100	430	73.4
<b>Science/Gwyddoniaeth</b>														
TA results Canlyniadau AA	-	0.2	-	-	0.7	0.5	4.2	12.0	52.7	29.8	-	100	430	82.4
Test/Task Prawf/Tasg	-	1.4	0.2	0.7	-	-	3.7	14.3	50.8	28.9	-	100	430	79.7

### Percentage of boys and girls at each level/Canran y bechgyn a'r merched ar bob lefel

	D	A	N	B	W	1	2	3	4	5	6	Total Cyfanswm	Base/Sail	4+
<b>English/Saesneg</b>														
TA results Canlyniadau AA	-	0.1	0.6	-	0.9	1.3	8.4	18.5	47.9	22.2	-	100	900	70.2
Test/Task Prawf/Tasg	-	1.6	2.3	2.9	-	-	5.9	14.6	45.7	26.9	-	100	900	72.6
<b>Welsh/Cymraeg</b>														
TA results Canlyniadau AA	*	*	*	*	*	*	*	*	*	*	*	*	90	*
Test/Task Prawf/Tasg	*	*	*	*	*	*	*	*	*	*	*	*	90	*
<b>Mathematics/Mathemateg</b>														
TA results Canlyniadau AA	-	0.2	0.2	-	0.8	0.7	6.6	22.8	44.2	24.5	-	100	900	68.7
Test/Task Prawf/Tasg	-	2.2	1.1	0.8	-	-	6.6	18.4	39.8	31.1	-	100	900	70.8
<b>Science/Gwyddoniaeth</b>														
TA results Canlyniadau AA	-	0.2	-	-	0.4	0.3	4.4	15.3	49.9	29.4	-	100	900	79.3
Test/Task Prawf/Tasg	-	1.7	0.2	0.4	-	-	3.6	16.4	49.1	28.6	-	100	900	77.7

**Caerphilly / Caerffili**

## Percentage of boys at each level/Canran y bechgyn ar bob lefel

	D	A	N	B	W	1	2	3	4	5	6	Total Cyfanswm	Base/Sail	4+
<b>English/Saesneg</b>														
TA results Canlyniadau AA	0.2	0.3	0.4	-	1.1	0.7	9.7	24.1	48.1	15.2	0.1	100	1,230	63.4
Test/Task Prawf/Tasg	0.2	1.7	1.5	1.9	-	-	9.2	17.1	48.5	19.9	-	100	1,230	68.4
<b>Welsh/Cymraeg</b>														
TA results Canlyniadau AA	-	0.9	-	-	-	0.9	4.6	24.8	49.5	19.3	-	100	110	68.8
Test/Task Prawf/Tasg	-	2.8	-	0.9	-	-	3.7	22.9	46.8	22.9	-	100	110	69.7
<b>Mathematics/Mathemateg</b>														
TA results Canlyniadau AA	0.2	0.6	0.2	-	0.6	0.8	5.8	23.3	45.8	22.6	-	100	1,230	68.4
Test/Task Prawf/Tasg	0.2	1.9	1.1	0.5	-	-	7.0	18.5	42.7	28.2	-	100	1,230	70.9
<b>Science/Gwyddoniaeth</b>														
TA results Canlyniadau AA	0.2	0.6	0.9	-	0.7	0.4	3.2	18.6	50.5	24.9	0.1	100	1,230	75.5
Test/Task Prawf/Tasg	0.2	1.9	0.5	0.6	-	-	2.7	14.6	52.1	27.5	-	100	1,230	79.6

## Percentage of girls at each level/Canran y merched ar bob lefel

	D	A	N	B	W	1	2	3	4	5	6	Total Cyfanswm	Base/Sail	4+
<b>English/Saesneg</b>														
TA results Canlyniadau AA	-	0.3	0.5	-	0.6	0.5	6.6	15.7	45.9	29.8	-	100	1,100	75.6
Test/Task Prawf/Tasg	-	1.4	0.5	1.5	-	-	6.4	10.9	44.9	34.6	-	100	1,100	79.4
<b>Welsh/Cymraeg</b>														
TA results Canlyniadau AA	-	-	-	-	1.0	1.0	2.9	17.6	45.1	32.4	-	100	100	77.5
Test/Task Prawf/Tasg	-	4.9	-	1.0	-	-	2.0	15.7	41.2	35.3	-	100	100	76.5
<b>Mathematics/Mathemateg</b>														
TA results Canlyniadau AA	-	0.2	0.5	-	0.6	0.5	5.4	19.6	47.3	26.0	-	100	1,100	73.3
Test/Task Prawf/Tasg	-	2.1	1.1	0.5	-	-	6.7	16.6	42.1	30.8	-	100	1,100	72.9
<b>Science/Gwyddoniaeth</b>														
TA results Canlyniadau AA	-	0.5	0.4	-	0.6	0.1	3.5	14.6	51.5	28.7	-	100	1,100	80.3
Test/Task Prawf/Tasg	-	2.3	0.1	0.6	-	-	2.9	11.6	52.3	30.2	-	100	1,100	82.5

## Percentage of boys and girls at each level/Canran y bechgyn a'r merched ar bob lefel

	D	A	N	B	W	1	2	3	4	5	6	Total Cyfanswm	Base/Sail	4+
<b>English/Saesneg</b>														
TA results Canlyniadau AA	0.1	0.3	0.5	-	0.9	0.6	8.3	20.2	47.1	22.1	-	100	2,330	69.2
Test/Task Prawf/Tasg	0.1	1.5	1.0	1.7	-	-	7.9	14.2	46.8	26.8	-	100	2,330	73.6
<b>Welsh/Cymraeg</b>														
TA results Canlyniadau AA	-	0.5	-	-	0.5	0.9	3.8	21.3	47.4	25.6	-	100	210	73.0
Test/Task Prawf/Tasg	-	3.8	-	0.9	-	-	2.8	19.4	44.1	28.9	-	100	210	73.0
<b>Mathematics/Mathemateg</b>														
TA results Canlyniadau AA	0.1	0.4	0.3	-	0.6	0.6	5.6	21.6	46.5	24.2	-	100	2,330	70.7
Test/Task Prawf/Tasg	0.1	2.0	1.1	0.5	-	-	6.9	17.6	42.4	29.5	-	100	2,330	71.9
<b>Science/Gwyddoniaeth</b>														
TA results Canlyniadau AA	0.1	0.5	0.6	-	0.7	0.3	3.3	16.7	51.0	26.7	-	100	2,330	77.7
Test/Task Prawf/Tasg	0.1	2.1	0.3	0.6	-	-	2.8	13.2	52.2	28.8	-	100	2,330	81.0

## Blaenau Gwent

### Percentage of boys at each level/Canran y bechgyn ar bob lefel

	D	A	N	B	W	1	2	3	4	5	6	Total Cyfanswm	Base/Sail	4+	
<b>English/Saesneg</b>															
TA results Canlyniadau AA	0.2	0.6	-	-	0.6	1.3	12.5	26.8	44.9	13.0	0.2	100	530	58.1	
Test/Task Prawf/Tasg	0.4	2.8	0.6	2.3	-	-	10.2	20.2	50.0	13.6	-	100	530	63.6	
<b>Welsh/Cymraeg</b>															
TA results Canlyniadau AA	*	*	*	*	*	*	*	*	*	*	*	*	10	*	
Test/Task Prawf/Tasg	*	*	*	*	*	*	*	*	*	*	*	*	10	*	
<b>Mathematics/Mathemateg</b>															
TA results Canlyniadau AA	0.2	0.6	-	-	0.9	0.9	8.7	24.5	43.6	20.6	-	100	530	64.2	
Test/Task Prawf/Tasg	0.4	3.2	1.9	0.4	-	-	8.3	20.2	44.7	20.9	-	100	530	65.7	
<b>Science/Gwyddoniaeth</b>															
TA results Canlyniadau AA	0.2	0.6	-	-	0.4	0.6	6.4	20.4	52.3	19.2	-	100	530	71.5	
Test/Task Prawf/Tasg	0.4	4.2	0.8	0.4	-	-	3.4	17.9	52.8	20.2	-	100	530	73.0	

### Percentage of girls at each level/Canran y merched ar bob lefel

	D	A	N	B	W	1	2	3	4	5	6	Total Cyfanswm	Base/Sail	4+	
<b>English/Saesneg</b>															
TA results Canlyniadau AA	0.2	0.2	0.2	-	0.4	1.1	6.6	21.1	44.4	25.8	-	100	530	70.2	
Test/Task Prawf/Tasg	0.2	1.1	0.6	1.7	-	-	4.7	15.0	48.8	27.9	-	100	530	76.7	
<b>Welsh/Cymraeg</b>															
TA results Canlyniadau AA	*	*	*	*	*	*	*	*	*	*	*	*	20	*	
Test/Task Prawf/Tasg	*	*	*	*	*	*	*	*	*	*	*	*	20	*	
<b>Mathematics/Mathemateg</b>															
TA results Canlyniadau AA	0.2	0.2	0.2	-	0.4	1.7	5.7	25.0	44.6	21.6	0.4	100	530	66.6	
Test/Task Prawf/Tasg	0.2	1.5	1.9	0.8	-	-	4.6	24.1	44.2	22.8	-	100	530	67.0	
<b>Science/Gwyddoniaeth</b>															
TA results Canlyniadau AA	0.2	0.2	0.2	-	0.4	0.4	6.6	22.0	46.1	23.9	-	100	530	70.0	
Test/Task Prawf/Tasg	0.2	1.9	0.6	0.8	-	-	3.8	18.0	51.4	23.3	-	100	530	74.8	

### Percentage of boys and girls at each level/Canran y bechgyn a'r merched ar bob lefel

	D	A	N	B	W	1	2	3	4	5	6	Total Cyfanswm	Base/Sail	4+	
<b>English/Saesneg</b>															
TA results Canlyniadau AA	0.2	0.4	0.1	-	0.5	1.2	9.6	23.9	44.7	19.4	0.1	100	1,060	64.1	
Test/Task Prawf/Tasg	0.3	2.0	0.6	2.0	-	-	7.5	17.6	49.4	20.7	-	100	1,060	70.1	
<b>Welsh/Cymraeg</b>															
TA results Canlyniadau AA	*	*	*	*	*	*	*	*	*	*	*	*	40	*	
Test/Task Prawf/Tasg	*	*	*	*	*	*	*	*	*	*	*	*	40	*	
<b>Mathematics/Mathemateg</b>															
TA results Canlyniadau AA	0.2	0.4	0.1	-	0.7	1.3	7.2	24.8	44.1	21.1	0.2	100	1,060	65.4	
Test/Task Prawf/Tasg	0.3	2.4	1.9	0.6	-	-	6.4	22.1	44.5	21.9	-	100	1,060	66.3	
<b>Science/Gwyddoniaeth</b>															
TA results Canlyniadau AA	0.2	0.4	0.1	-	0.4	0.5	6.5	21.2	49.2	21.6	-	100	1,060	70.8	
Test/Task Prawf/Tasg	0.3	3.0	0.7	0.6	-	-	3.6	18.0	52.1	21.8	-	100	1,060	73.9	

### Torfaen / Tor-faen

Percentage of boys at each level/Canran y bechgyn ar bob lefel

	D	A	N	B	W	1	2	3	4	5	6	Total Cyfanswm	Base/Sail	4+	
<b>English/Saesneg</b>															
TA results Canlyniadau AA	0.2	0.6	1.2	-	0.3	1.7	9.4	25.3	42.2	19.0	-	100	650	61.3	
Test/Task Prawf/Tasg	0.2	1.8	3.5	0.2	-	-	8.6	18.9	45.5	21.4	-	100	650	66.8	
<b>Welsh/Cymraeg</b>															
TA results Canlyniadau AA	*	*	*	*	*	*	*	*	*	*	*	*	20		
Test/Task Prawf/Tasg	*	*	*	*	*	*	*	*	*	*	*	*	20	*	
<b>Mathematics/Mathemateg</b>															
TA results Canlyniadau AA	0.2	0.5	-	-	0.6	2.0	6.8	23.3	43.9	22.7	-	100	650	66.7	
Test/Task Prawf/Tasg	0.2	2.8	1.1	1.8	-	-	5.7	22.3	43.0	23.2	-	100	650	66.2	
<b>Science/Gwyddoniaeth</b>															
TA results Canlyniadau AA	-	0.5	0.2	-	-	0.3	3.4	17.2	53.1	25.4	-	100	650	78.5	
Test/Task Prawf/Tasg	-	2.8	0.2	-	-	-	3.4	15.8	52.9	24.9	-	100	650	77.8	

Percentage of girls at each level/Canran y merched ar bob lefel

	D	A	N	B	W	1	2	3	4	5	6	Total Cyfanswm	Base/Sail	4+	
<b>English/Saesneg</b>															
TA results Canlyniadau AA	0.3	0.5	1.0	-	-	0.3	4.5	14.4	51.3	27.6	0.2	100	620	79.0	
Test/Task Prawf/Tasg	0.3	1.8	1.5	0.2	-	-	3.7	13.9	46.5	32.3	-	100	620	78.7	
<b>Welsh/Cymraeg</b>															
TA results Canlyniadau AA	*	*	*	*	*	*	*	*	*	*	*	*	20	*	
Test/Task Prawf/Tasg	*	*	*	*	*	*	*	*	*	*	*	*	20		
<b>Mathematics/Mathemateg</b>															
TA results Canlyniadau AA	0.3	0.3	0.2	-	0.3	0.8	5.3	19.0	48.2	25.5	-	100	620	73.7	
Test/Task Prawf/Tasg	0.3	2.1	0.3	1.1	-	-	5.0	19.2	46.0	26.0	-	100	620	71.9	
<b>Science/Gwyddoniaeth</b>															
TA results Canlyniadau AA	0.3	0.3	0.2	-	0.2	0.3	3.1	13.7	55.6	26.1	0.2	100	620	81.9	
Test/Task Prawf/Tasg	0.6	2.6	-	0.2	-	-	2.3	12.9	56.1	25.3	-	100	620	81.5	

Percentage of boys and girls at each level/Canran y bechgyn a'r merched ar bob lefel

	D	A	N	B	W	1	2	3	4	5	6	Total Cyfanswm	Base/Sail	4+	
<b>English/Saesneg</b>															
TA results Canlyniadau AA	0.2	0.6	1.1	-	0.2	1.0	7.0	20.0	46.7	23.2	0.1	100	1,270	69.9	
Test/Task Prawf/Tasg	0.2	1.8	2.5	0.2	-	-	6.2	16.4	45.9	26.7	-	100	1,270	72.6	
<b>Welsh/Cymraeg</b>															
TA results Canlyniadau AA	*	*	*	*	*	*	*	*	*	*	*	*	40	*	
Test/Task Prawf/Tasg	*	*	*	*	*	*	*	*	*	*	*	*	40	*	
<b>Mathematics/Mathemateg</b>															
TA results Canlyniadau AA	0.2	0.4	0.1	-	0.5	1.4	6.1	21.2	46.0	24.1	-	100	1,270	70.1	
Test/Task Prawf/Tasg	0.2	2.4	0.7	1.5	-	-	5.4	20.8	44.5	24.5	-	100	1,270	69.0	
<b>Science/Gwyddoniaeth</b>															
TA results Canlyniadau AA	0.2	0.4	0.2	-	0.1	0.3	3.2	15.5	54.3	25.7	0.1	100	1,270	80.2	
Test/Task Prawf/Tasg	0.3	2.7	0.1	0.1	-	-	2.8	14.4	54.5	25.1	-	100	1,270	79.6	



## Monmouthshire / Sir Fynwy

### Percentage of boys at each level/Canran y bechgyn ar bob lefel

	D	A	N	B	W	1	2	3	4	5	6	Total Cyfanswm	Base/Sail	4+	
<b>English/Saesneg</b>															
TA results Canlyniadau AA	0.2	-	-	-	0.2	0.8	5.6	20.2	46.5	26.6	-	100	520	73.1	
Test/Task Prawf/Tasg	0.2	1.4	0.8	1.0	-	-	3.9	13.2	47.3	32.4	-	100	520	79.7	
<b>Welsh/Cymraeg</b>															
TA results Canlyniadau AA	*	*	*	*	*	*	*	*	*	*	*	*	-	*	
Test/Task Prawf/Tasg	*	*	*	*	*	*	*	*	*	*	*	*	-	*	
<b>Mathematics/Mathemateg</b>															
TA results Canlyniadau AA	0.2	-	-	-	-	0.2	3.1	15.3	45.7	35.5	-	100	520	81.2	
Test/Task Prawf/Tasg	0.2	0.8	1.0	-	-	-	2.5	14.7	42.2	38.6	-	100	520	80.8	
<b>Science/Gwyddoniaeth</b>															
TA results Canlyniadau AA	0.2	-	-	-	-	0.2	1.9	14.0	47.9	35.9	-	100	520	83.7	
Test/Task Prawf/Tasg	0.2	1.7	-	-	-	-	1.2	11.8	53.1	32.0	-	100	520	85.1	

### Percentage of girls at each level/Canran y merched ar bob lefel

	D	A	N	B	W	1	2	3	4	5	6	Total Cyfanswm	Base/Sail	4+	
<b>English/Saesneg</b>															
TA results Canlyniadau AA	1.0	-	0.4	-	-	0.4	3.1	10.7	40.9	43.6	-	100	520	84.5	
Test/Task Prawf/Tasg	1.0	1.5	0.4	-	-	-	2.1	8.4	38.6	48.0	-	100	520	86.6	
<b>Welsh/Cymraeg</b>															
TA results Canlyniadau AA	*	*	*	*	*	*	*	*	*	*	*	*	10	*	
Test/Task Prawf/Tasg	*	*	*	*	*	*	*	*	*	*	*	*	10	*	
<b>Mathematics/Mathemateg</b>															
TA results Canlyniadau AA	1.0	-	-	-	-	0.6	2.3	11.7	47.2	37.2	-	100	520	84.5	
Test/Task Prawf/Tasg	1.0	1.3	0.2	0.4	-	-	3.1	11.7	42.4	39.9	-	100	520	82.3	
<b>Science/Gwyddoniaeth</b>															
TA results Canlyniadau AA	1.0	-	-	-	-	-	2.7	10.6	50.3	35.5	-	100	520	85.8	
Test/Task Prawf/Tasg	1.0	1.5	0.2	-	-	-	1.3	10.6	50.3	35.1	-	100	520	85.4	

### Percentage of boys and girls at each level/Canran y bechgyn a'r merched ar bob lefel

	D	A	N	B	W	1	2	3	4	5	6	Total Cyfanswm	Base/Sail	4+	
<b>English/Saesneg</b>															
TA results Canlyniadau AA	0.6	-	0.2	-	0.1	0.6	4.3	15.4	43.7	35.1	-	100	1,040	78.8	
Test/Task Prawf/Tasg	0.6	1.4	0.6	0.5	-	-	3.0	10.8	42.9	40.2	-	100	1,040	83.1	
<b>Welsh/Cymraeg</b>															
TA results Canlyniadau AA	*	*	*	*	*	*	*	*	*	*	*	*	10	*	
Test/Task Prawf/Tasg	*	*	*	*	*	*	*	*	*	*	*	*	10	*	
<b>Mathematics/Mathemateg</b>															
TA results Canlyniadau AA	0.6	-	-	-	-	0.4	2.7	13.5	46.5	36.4	-	100	1,040	82.8	
Test/Task Prawf/Tasg	0.6	1.1	0.6	0.2	-	-	2.8	13.2	42.3	39.2	-	100	1,040	81.6	
<b>Science/Gwyddoniaeth</b>															
TA results Canlyniadau AA	0.6	-	-	-	-	0.1	2.3	12.2	49.1	35.7	-	100	1,040	84.8	
Test/Task Prawf/Tasg	0.6	1.6	0.1	-	-	-	1.3	11.2	51.7	33.6	-	100	1,040	85.2	

## Newport / Casnewydd

### Percentage of boys at each level/Canran y bechgyn ar bob lefel

	D	A	N	B	W	1	2	3	4	5	6	Total Cyfanswm	Base/Sail	4+	
<b>English/Saesneg</b>															
TA results Canlyniadau AA	0.5	0.3	0.3	-	0.5	2.3	7.9	23.9	46.3	17.9	-	100	1,000	64.2	
Test/Task Prawf/Tasg	0.6	1.9	2.4	1.4	-	-	7.0	16.1	45.7	24.8	-	100	1,000	70.6	
<b>Welsh/Cymraeg</b>															
TA results Canlyniadau AA	*	*	*	*	*	*	*	*	*	*	*	*	30	*	
Test/Task Prawf/Tasg	*	*	*	*	*	*	*	*	*	*	*	*	30	*	
<b>Mathematics/Mathemateg</b>															
TA results Canlyniadau AA	0.2	0.3	0.6	-	0.5	0.7	5.7	22.0	44.9	25.1	-	100	1,000	70.0	
Test/Task Prawf/Tasg	0.7	2.6	1.1	1.1	-	-	5.0	18.2	42.1	29.2	-	100	1,000	71.3	
<b>Science/Gwyddoniaeth</b>															
TA results Canlyniadau AA	0.4	0.5	0.1	-	0.6	0.5	4.1	15.7	50.5	27.6	-	100	1,000	78.1	
Test/Task Prawf/Tasg	0.6	2.0	0.2	0.9	-	-	3.6	12.9	49.0	30.8	-	100	1,000	79.8	

### Percentage of girls at each level/Canran y merched ar bob lefel

	D	A	N	B	W	1	2	3	4	5	6	Total Cyfanswm	Base/Sail	4+	
<b>English/Saesneg</b>															
TA results Canlyniadau AA	0.1	-	0.1	-	0.3	0.4	3.8	20.4	43.9	31.1	-	100	980	74.9	
Test/Task Prawf/Tasg	0.1	2.0	1.0	0.5	-	-	3.2	13.1	44.5	35.5	-	100	980	80.0	
<b>Welsh/Cymraeg</b>															
TA results Canlyniadau AA	*	*	*	*	*	*	*	*	*	*	*	*	30	*	
Test/Task Prawf/Tasg	*	*	*	*	*	*	*	*	*	*	*	*	30	*	
<b>Mathematics/Mathemateg</b>															
TA results Canlyniadau AA	0.1	0.1	0.2	-	0.3	0.4	3.9	22.5	45.2	27.3	-	100	980	72.5	
Test/Task Prawf/Tasg	0.1	2.2	0.5	0.7	-	-	4.3	17.6	43.9	30.7	-	100	980	74.5	
<b>Science/Gwyddoniaeth</b>															
TA results Canlyniadau AA	0.1	0.1	0.2	-	0.3	0.4	2.4	16.6	46.9	32.9	-	100	980	79.8	
Test/Task Prawf/Tasg	0.1	2.6	0.1	0.6	-	-	2.4	10.4	49.5	34.2	-	100	980	83.7	

### Percentage of boys and girls at each level/Canran y bechgyn a'r merched ar bob lefel

	D	A	N	B	W	1	2	3	4	5	6	Total Cyfanswm	Base/Sail	4+	
<b>English/Saesneg</b>															
TA results Canlyniadau AA	0.3	0.2	0.2	-	0.4	1.4	5.9	22.2	45.1	24.4	-	100	1,980	69.5	
Test/Task Prawf/Tasg	0.4	2.0	1.7	1.0	-	-	5.1	14.6	45.1	30.1	-	100	1,980	75.3	
<b>Welsh/Cymraeg</b>															
TA results Canlyniadau AA	*	*	*	*	*	*	*	*	*	*	*	*	60	*	
Test/Task Prawf/Tasg	*	*	*	*	*	*	*	*	*	*	*	*	60	*	
<b>Mathematics/Mathemateg</b>															
TA results Canlyniadau AA	0.2	0.2	0.4	-	0.4	0.6	4.8	22.2	45.0	26.2	-	100	1,980	71.2	
Test/Task Prawf/Tasg	0.4	2.4	0.8	0.9	-	-	4.7	17.9	43.0	29.9	-	100	1,980	72.9	
<b>Science/Gwyddoniaeth</b>															
TA results Canlyniadau AA	0.3	0.3	0.2	-	0.5	0.5	3.3	16.1	48.7	30.2	-	100	1,980	79.0	
Test/Task Prawf/Tasg	0.4	2.3	0.2	0.8	-	-	3.0	11.6	49.2	32.5	-	100	1,980	81.7	

## Cardiff / Caerdydd

### Percentage of boys at each level/Canran y bechgyn ar bob lefel

	D	A	N	B	W	1	2	3	4	5	6	Total Cyfanswm	Base/Sail	4+
<b>English/Saesneg</b>														
TA results Canlyniadau AA	0.4	0.4	0.1	-	0.6	1.9	7.5	19.8	48.4	21.0	-	100	2,000	69.5
Test/Task Prawf/Tasg	0.4	1.9	1.2	2.3	-	-	6.3	14.4	45.9	27.7	-	100	2,000	73.6
<b>Welsh/Cymraeg</b>														
TA results Canlyniadau AA	-	-	-	-	-	0.7	5.0	21.3	50.4	22.7	-	100	140	73.0
Test/Task Prawf/Tasg	-	1.4	-	0.7	-	-	3.5	18.4	52.5	23.4	-	100	140	75.9
<b>Mathematics/Mathemateg</b>														
TA results Canlyniadau AA	0.3	0.4	0.2	-	0.4	1.2	6.2	20.0	43.7	27.7	-	100	2,000	71.4
Test/Task Prawf/Tasg	0.3	2.5	0.8	1.2	-	-	5.2	19.2	40.7	30.3	-	100	2,000	71.0
<b>Science/Gwyddoniaeth</b>														
TA results Canlyniadau AA	0.5	0.5	0.1	-	0.4	0.6	3.6	16.0	47.8	30.6	-	100	2,000	78.4
Test/Task Prawf/Tasg	0.5	2.3	0.2	0.7	-	-	2.2	14.3	48.7	31.2	-	100	2,000	79.9

### Percentage of girls at each level/Canran y merched ar bob lefel

	D	A	N	B	W	1	2	3	4	5	6	Total Cyfanswm	Base/Sail	4+
<b>English/Saesneg</b>														
TA results Canlyniadau AA	0.3	0.1	-	-	0.2	0.6	3.8	15.5	46.0	33.3	0.3	100	1,910	79.6
Test/Task Prawf/Tasg	0.3	1.1	0.5	1.3	-	-	2.7	11.5	44.3	38.3	-	100	1,910	82.6
<b>Welsh/Cymraeg</b>														
TA results Canlyniadau AA	0.8	-	-	-	-	-	0.8	6.3	56.7	35.4	-	100	130	92.1
Test/Task Prawf/Tasg	0.8	-	-	-	-	-	0.8	6.3	59.8	32.3	-	100	130	92.1
<b>Mathematics/Mathemateg</b>														
TA results Canlyniadau AA	0.3	0.1	0.3	-	0.1	0.7	4.6	19.2	47.8	26.8	0.1	100	1,920	74.7
Test/Task Prawf/Tasg	0.3	1.9	0.9	0.4	-	-	4.3	20.1	43.0	29.2	-	100	1,920	72.2
<b>Science/Gwyddoniaeth</b>														
TA results Canlyniadau AA	0.4	0.2	0.4	-	0.1	0.4	2.6	12.4	51.3	32.4	-	100	1,910	83.6
Test/Task Prawf/Tasg	0.4	1.7	0.2	0.3	-	-	1.7	11.7	50.9	33.1	-	100	1,910	84.0

### Percentage of boys and girls at each level/Canran y bechgyn a'r merched ar bob lefel

	D	A	N	B	W	1	2	3	4	5	6	Total Cyfanswm	Base/Sail	4+
<b>English/Saesneg</b>														
TA results Canlyniadau AA	0.3	0.2	0.1	-	0.4	1.2	5.7	17.7	47.3	27.0	0.1	100	3,910	74.4
Test/Task Prawf/Tasg	0.3	1.5	0.9	1.8	-	-	4.5	13.0	45.1	32.9	-	100	3,910	78.0
<b>Welsh/Cymraeg</b>														
TA results Canlyniadau AA	0.4	-	-	-	-	0.4	3.0	14.2	53.4	28.7	-	100	270	82.1
Test/Task Prawf/Tasg	0.4	0.7	-	0.4	-	-	2.2	12.7	56.0	27.6	-	100	270	83.6
<b>Mathematics/Mathemateg</b>														
TA results Canlyniadau AA	0.3	0.3	0.2	-	0.3	1.0	5.4	19.6	45.7	27.3	-	100	3,910	73.0
Test/Task Prawf/Tasg	0.3	2.2	0.8	0.8	-	-	4.8	19.6	41.8	29.8	-	100	3,910	71.6
<b>Science/Gwyddoniaeth</b>														
TA results Canlyniadau AA	0.4	0.3	0.2	-	0.3	0.5	3.1	14.3	49.5	31.5	-	100	3,910	81.0
Test/Task Prawf/Tasg	0.4	2.0	0.2	0.5	-	-	1.9	13.0	49.8	32.1	-	100	3,910	81.9



# 2001

## Performance Bands Bandiau Perfformiad

section  
adran

National Curriculum Assessment Results In Wales: 2001

Canlyniadau Aseidiadau'r Cwricwlwm Cenedlaethol Yng Nghymru: 2001



### Introduction to Section 3

The following tables show the median, upper and lower quartiles of the distribution of schools according to the percentage of 11-year-olds in each school achieving level 4 or above. The data are shown, where available, for each subject as determined by Teacher Assessment and NC Test/Task results. The tables also include figures for the Core Subject Indicator, i.e. the percentage of pupils attaining at least level 4 in English or Welsh (first language), mathematics and science in combination. There are separate tables for the results from all schools which submitted results and for all schools with more than five pupils eligible for assessment.

**Median:** The median is that percentage of pupils achieving level 4 or above which represents the mid point of the results of schools. In half the schools, the percentage of pupils achieving level 4 or above is above the median, and in half, the percentage is below the median.

**Example:** the figures show that in half the schools in Wales more than 76 per cent of pupils were at level 4 or above in English as determined by Teacher Assessment.

**Upper and Lower Quartiles:** Quartiles divide the number of schools into four equally sized groups based on the assessment results i.e. the upper quartile represents the performance of the top 25 per cent of schools. Separate quartiles are calculated for each subject and the Core Subject Indicator.

Therefore, the schools where the percentage of pupils achieving at least level 4 is at or above the "upper quartile" figure, have results in the top 25 per cent of schools. Similarly, schools where the percentage of pupils achieving level 4 or above is at or below the lower quartile figure, have results in the bottom 25 per cent of schools.

**Example:** in school *x*, 70 per cent of pupils attained level 4 or above in mathematics as determined by Teacher Assessment. The median for mathematics teacher assessment is 78 per cent. School *x*'s results are below the median, which means its results are in the lower 50 per cent of schools. However, the results are above the lower quartile figure of 65 per cent, which means its results are not in the lower 25 per cent.

**Performance Bands:** The charts which follow the tables show the number of schools in a range of performance bands for each subject and the Core Subject Indicator. The results as determined by Teacher Assessment and NC Task/Test are shown separately. The charts are based on the number of schools with more than five pupils eligible for assessment.

**Example:** in 188 schools, between 80 and 85 per cent of pupils attained level 4 or above in English as determined by Teacher Assessment.

### Cyflwyniad i Adran 3

Mae'r tablau canlynol yn dangos canolrif a chwartelau uchaf ac isaf dosbarthiad yr ysgolion yn ôl y ganran o ddisgyblion 11 oed ym mhob ysgol sy'n cyrraedd lefel 4 neu uwch. Dangosir y data, lle bo ar gael, ar gyfer pob pwnc fel y'i nodwyd drwy'r Aseidiadau Athrawon a chanlyniadau Tasgau/Profion y CC. Mae'r tablau hefyd yn cynnwys ffigurau ar gyfer y Dangosydd Pynciau Craidd h.y. y ganran o ddisgyblion sy'n cyrraedd o leiaf lefel 4 mewn Cymraeg (iaith gyntaf) neu Saesneg, mathemateg a gwyddoniaeth mewn cyfuniad. Ceir tablau ar wahân ar gyfer y canlyniadau o'r holl ysgolion a gyflwynodd ganlyniadau ac ar gyfer yr holl ysgolion sydd â mwy na phum disgybl yn gymwys i'w hasesu.

**Canolrif:** Y canolrif yw'r ganran honno o ddisgyblion sy'n cyrraedd lefel 4 neu uwch sy'n cynrychioli pwynt canol canlyniadau'r ysgolion. Yn hanner yr ysgolion, mae canran y disgyblion sy'n cyrraedd lefel 4 neu uwch yn fwy na'r canolrif, ac yn eu hanner mae'r ganran yn is na'r canolrif.

**Enghraifft:** *Yn hanner ysgolion Cymru, mae'r ffigurau'n dangos bod mwy na 76 y cant o'r disgyblion wedi cyrraedd lefel 4 neu uwch mewn Saesneg yn ôl yr Aseidiadau Athrawon.*

**Chwartelau Uchaf ac Isaf:** Mae'r chwartelau rhannu nifer yr ysgolion i bedwar grŵp o'r un faint ar sail canlyniadau'r aseidiadau h.y. mae'r chwartel uchaf yn cynrychioli perfformiad y 25 y cant uchaf o'r ysgolion. Cyfrifir chwartelau ar wahân ar gyfer pob pwnc a'r Dangosydd Pynciau Craidd.

Felly, mae gan yr ysgolion, lle mae'r ganran o ddisgyblion sy'n cyrraedd o leiaf lefel 4 yn gyfartal â ffigur y chwartel uchaf neu uwch ganlyniadau yn y 25 y cant uchaf o ysgolion. Yn yr un modd, mae gan ysgolion lle mae'r ganran o ddisgyblion sy'n cyrraedd lefel 4 neu uwch yn gyfartal â ffigur y chwartel isaf neu'n is, ganlyniadau yn y 25 y cant isaf o ysgolion.

**Enghraifft:** *Yn ysgol x, cyrhaeddodd 70 y cant o'r disgyblion lefel 4 neu uwch mewn mathemateg fel y'i nodwyd drwy'r Aseidiad Athrawon. Y canolrif ar gyfer Aseidiad Athrawon mathemateg yw 78 y cant. Mae canlyniadau ysgol x yn is na'r canolrif, sy'n golygu bod ei chanlyniadau yn y 50 y cant isaf o ysgolion. Er hynny, mae'r canlyniadau yn uwch na ffigur y chwartel isaf sef 65 y cant, sy'n golygu nad yw ei chanlyniadau yn y 25 y cant isaf.*

**Bandiau Perfformiad:** Mae'r siartiau sy'n dilyn y tablau'n dangos nifer yr ysgolion mewn amrediad o fandiau perfformiad ar gyfer pob pwnc a'r Dangosydd Pynciau Craidd. Dangosir y canlyniadau fel y'u pennwyd drwy'r Aseidiadau Athrawon a Phrawf/Tasg y CC ar wahân. Seilir y siartiau hyn ar nifer yr ysgolion sydd â mwy na phum disgybl yn gymwys i'w hasesu.

**Enghraifft:** *mewn 188 o ysgolion, cyrhaeddodd rhwng 80 a 85 y cant o'r disgyblion lefel 4 neu uwch mewn Saesneg fel y pennwyd drwy'r Aseidiadau Athrawon.*

## Performance bands – Bandiau perfformiad

Distribution of schools by the percentage of pupils at level 4 or above.  
Dosbarthiad ysgolion yn ôl canran y disgyblion ar lefel 4 neu'n uwch.

**All schools with pupils eligible for assessment**  
**Pob ysgol â disgyblion yn gymwys i'w hasesu**

### Teacher Assessment/Aseiad Athrawon

Subject Pwnc	Total number of schools Cyfanswm yr ysgolion	Lower quartile Chwartert isaf	Median Canolrif	Upper quartile Chwartert uchaf
English/Saesneg	1,464	63	76	86
Welsh/Cymraeg	488	57	73	86
Mathematics/Mathemateg	1,465	65	78	88
Science/Gwyddoniaeth	1,465	72	84	94
Core Subject Indicator <sup>(1)</sup> Dangosydd Pynciau Craidd	1,465	58	70	82

### Tests/Profion

Subject Pwnc	Total number of schools Cyfanswm yr ysgolion	Lower quartile Chwartert isaf	Median Canolrif	Upper quartile Chwartert uchaf
English/Saesneg	1,464	67	81	90
Welsh/Cymraeg	488	57	75	89
Mathematics/Mathemateg	1,465	65	78	88
Science/Gwyddoniaeth	1,465	74	86	95
Core Subject Indicator <sup>(1)</sup> Dangosydd Pynciau Craidd	1,465	57	70	83

**All schools with more than 5 pupils eligible for assessment**  
**Pob ysgol â mwy na 5 disgyblion yn gymwys i'w hasesu**

### Teacher Assessment/Aseiad Athrawon

Subject Pwnc	Total number of schools Cyfanswm yr ysgolion	Lower quartile Chwartert isaf	Median Canolrif	Upper quartile Chwartert uchaf
English/Saesneg	1,294	64	76	86
Welsh/Cymraeg	366	57	73	83
Mathematics/Mathemateg	1,295	67	78	87
Science/Gwyddoniaeth	1,294	72	83	92
Core Subject Indicator <sup>(1)</sup> Dangosydd Pynciau Craidd	1,295	58	71	82

### Tests/Profion

Subject Pwnc	Total number of schools Cyfanswm yr ysgolion	Lower quartile Chwartert isaf	Median Canolrif	Upper quartile Chwartert uchaf
English/Saesneg	1,294	68	81	89
Welsh/Cymraeg	366	57	75	85
Mathematics/Mathemateg	1,295	67	78	88
Science/Gwyddoniaeth	1,294	74	85	94
Core Subject Indicator <sup>(1)</sup> Dangosydd Pynciau Craidd	1,295	58	70	83

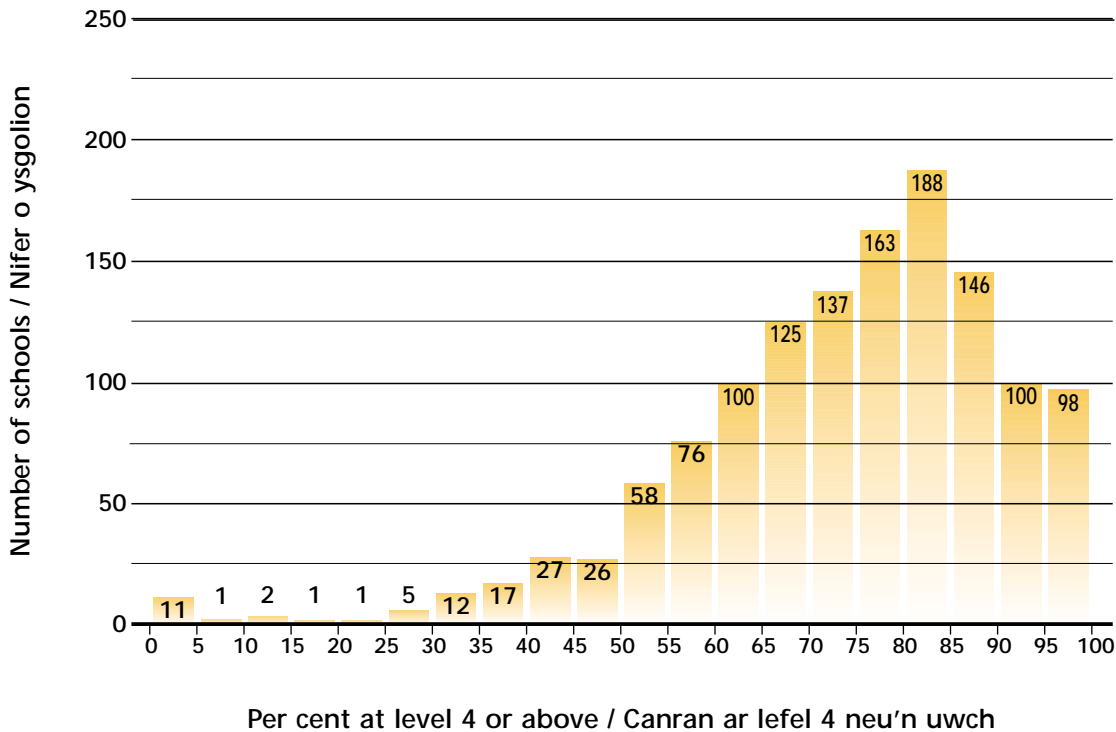
<sup>(1)</sup> Based on performance in mathematics, science and either English or Welsh (first language) in combination.

<sup>(1)</sup> Wedi'i seilio ar berfformiad mewn mathemateg, gwyddoniaeth a naill ai Cymraeg (iaith gyntaf) neu Saesneg mewn cyfuniad.



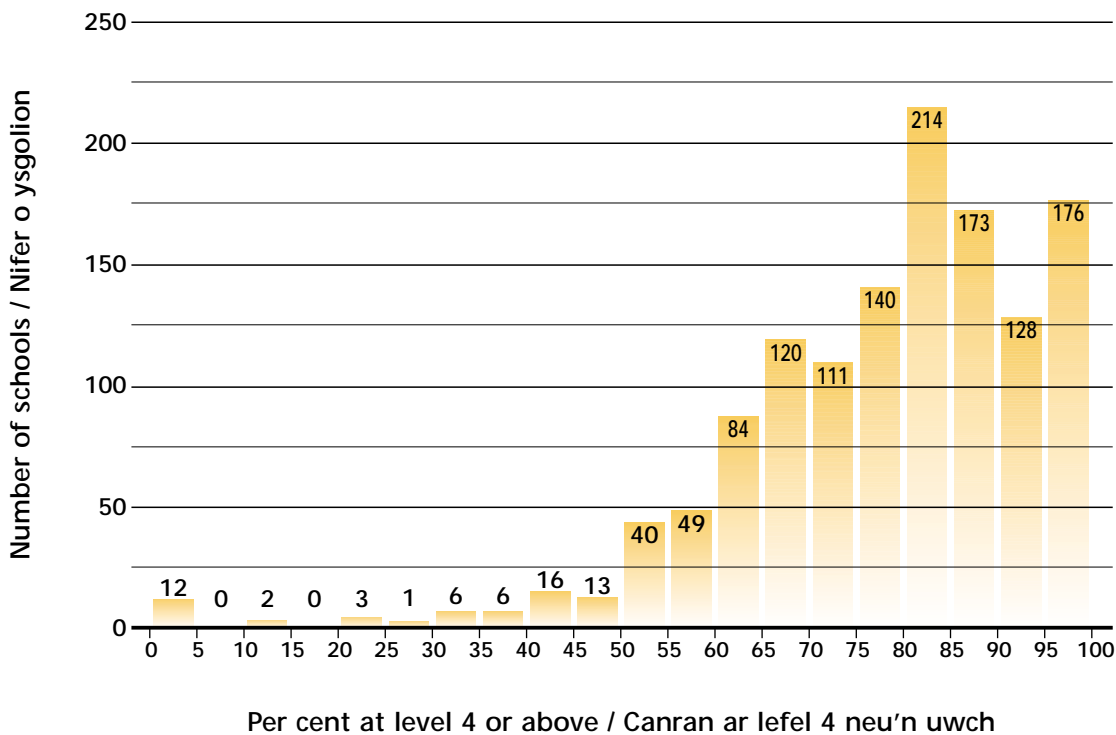
### English/Saesneg

#### Teacher Assessment/Aseiad Athrawon



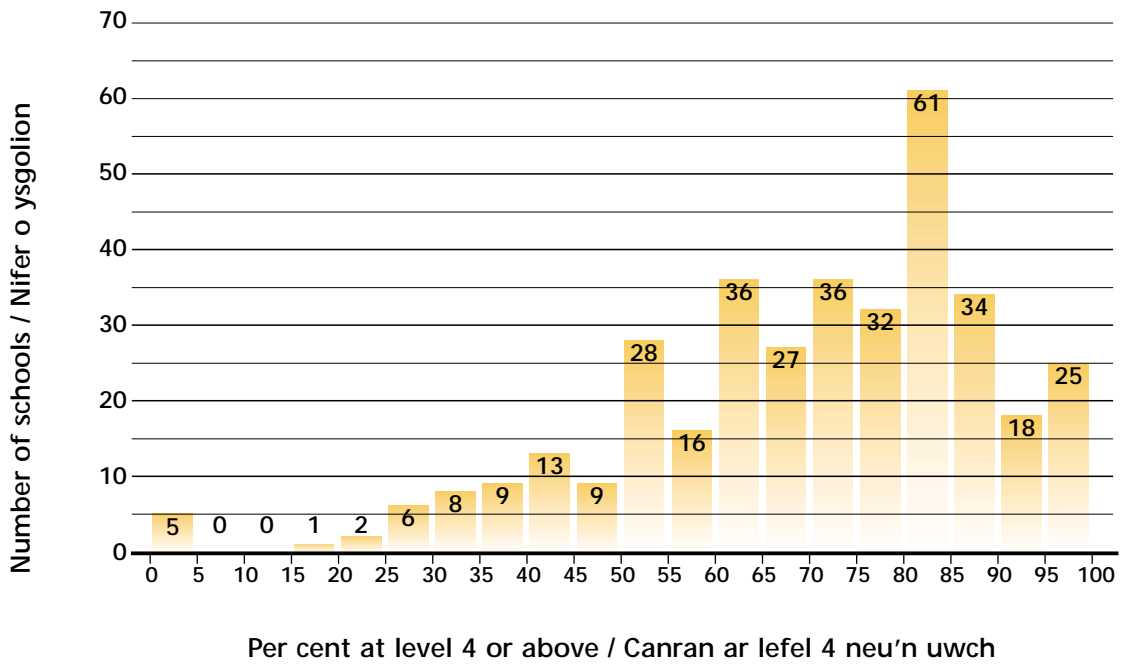
### English/Saesneg

#### Tests/Profion



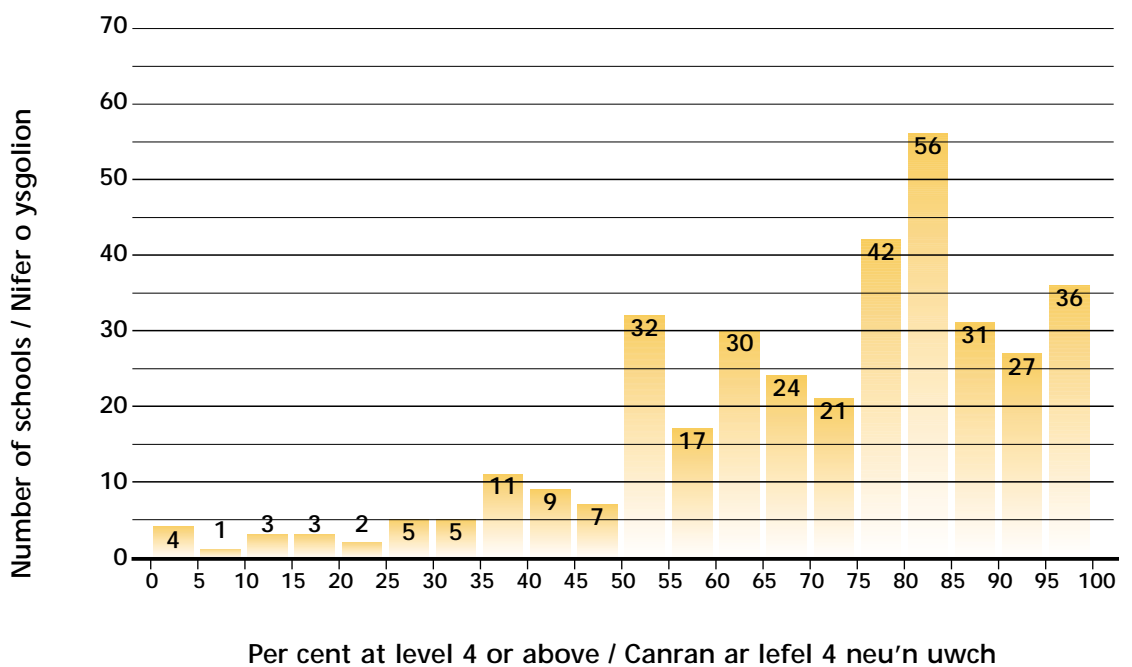
### Welsh/Cymraeg

#### Teacher Assessment/Asesiad Athrawon



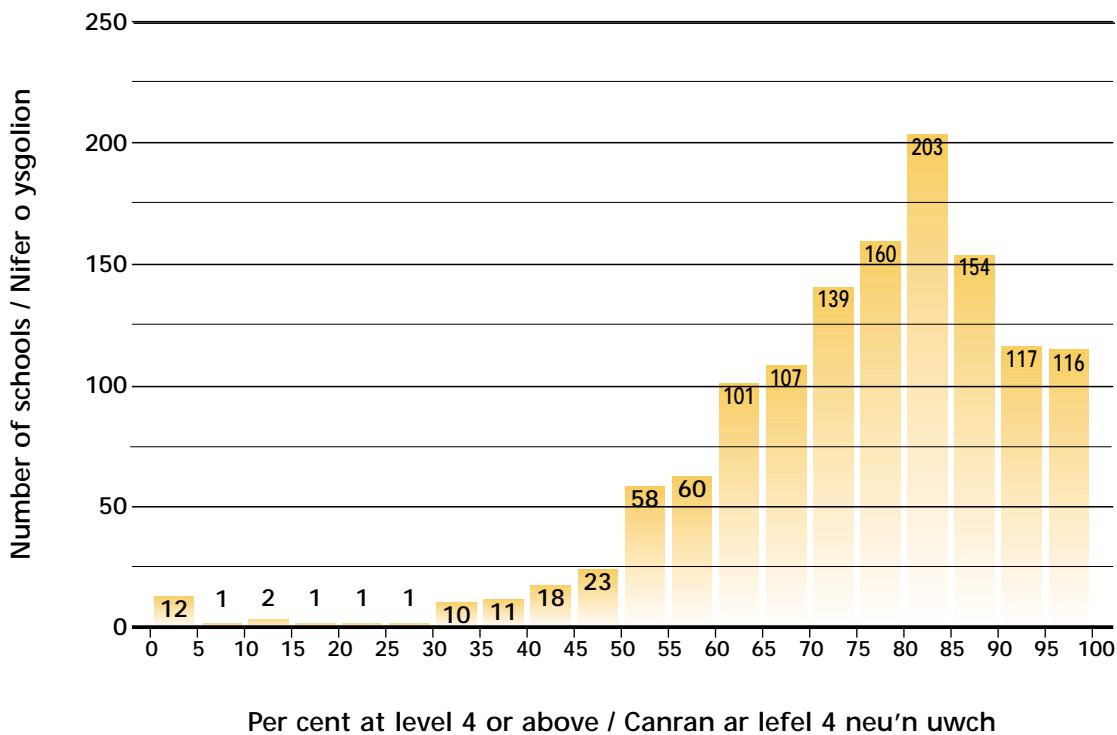
### Welsh/Cymraeg

#### Tests/Profion



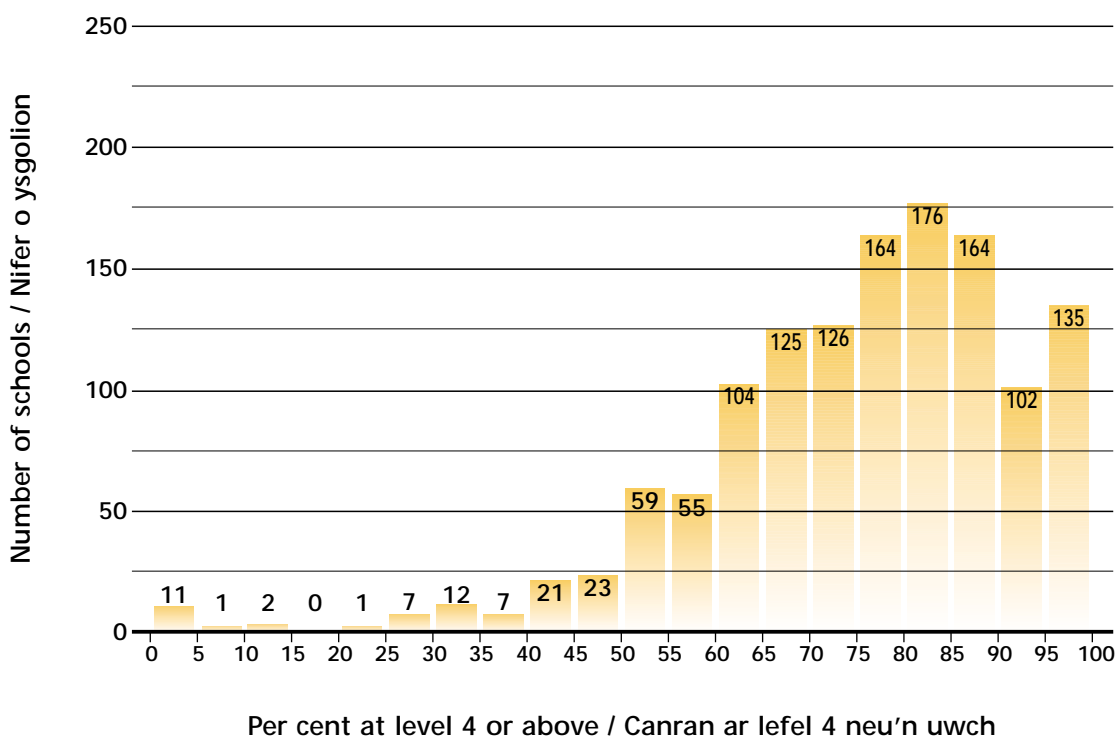
## Mathematics/Mathemateg

Teacher Assessment/Aseiad Athrawon



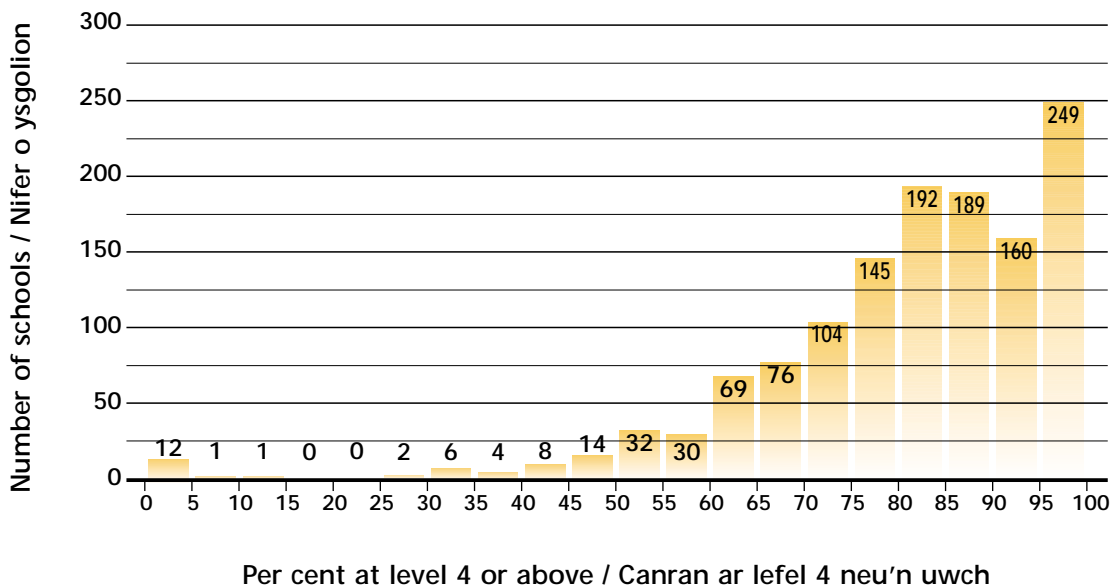
## Mathematics/Mathemateg

Tests/Profion



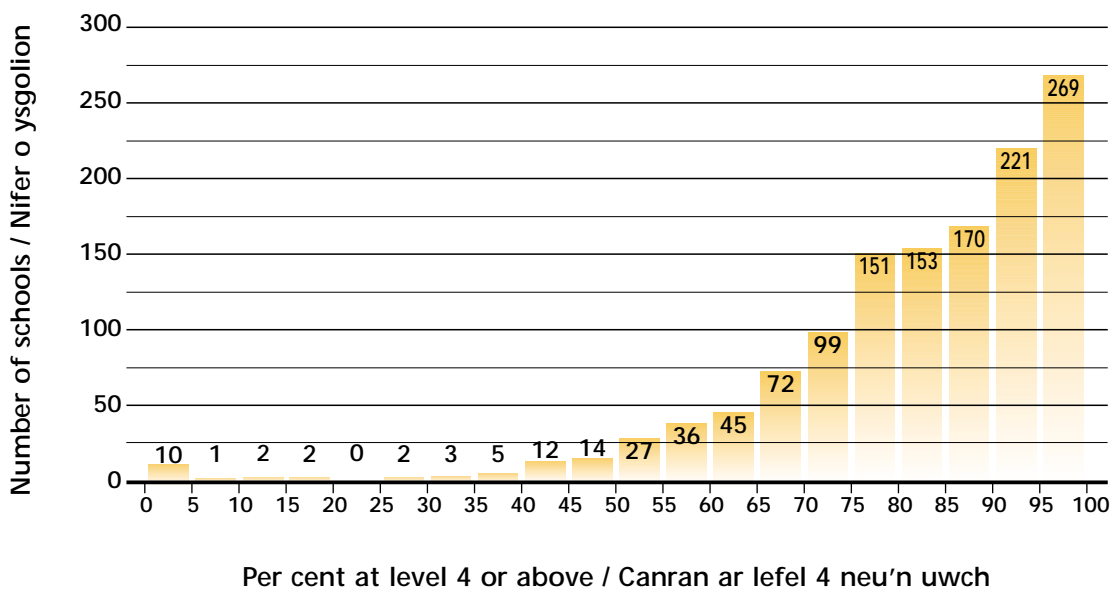
### Science/Gwyddoniaeth

#### Teacher Assessment/Aseiad Athrawon



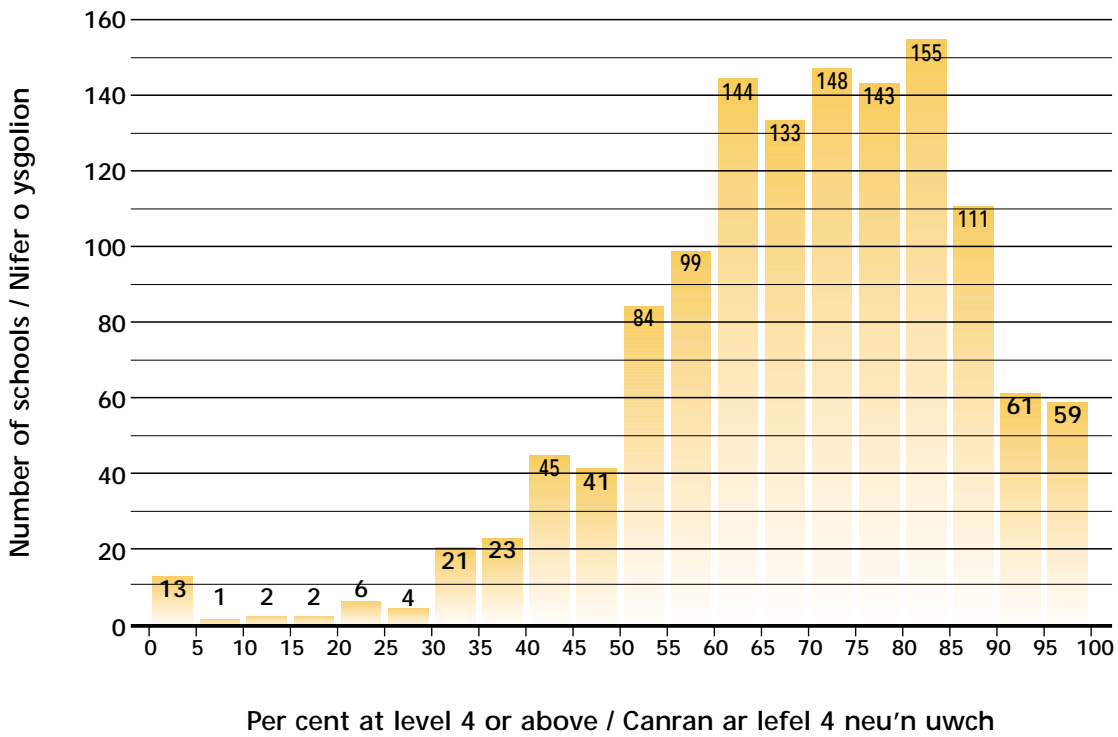
### Science/Gwyddoniaeth

#### Tests/Profion



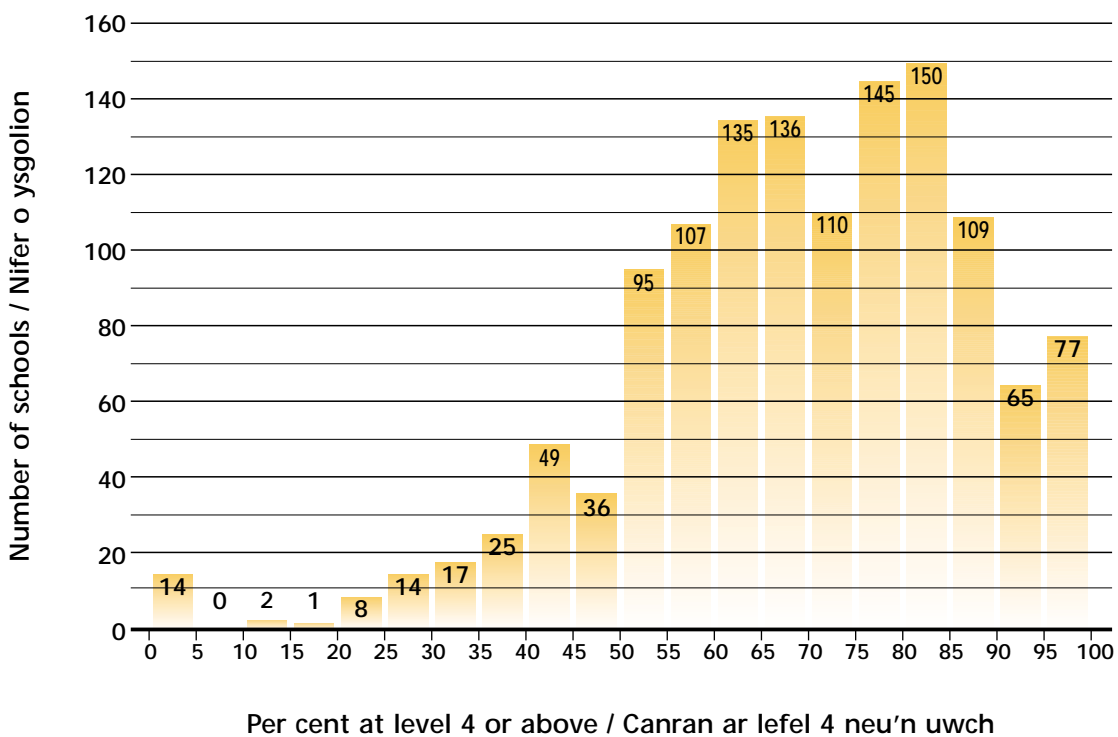
## Core Subject Indicator/Dangosydd Pynciau Craidd

### Teacher Assessment/Aseiad Athrawon



## Core Subject Indicator/Dangosydd Pwnc Craidd

### Tests/Profion





# 2001

## Annual Summaries Crynodebau Blynyddol

section  
adran **4**

National Curriculum Assessment Results In Wales: 2001

Canlyniadau Aseidiadau'r Cwricwlwm Cenedlaethol Yng Nghymru: 2001







SUMMARY OF KEY STAGE 2 RESULTS: 2001  
 CRYNODEB O GANLYNIADAU CYFNOD ALLWEDDOL 2: 2001

Percentage of boys at each level/Canran y bechgyn ar bob lefel  
 D A N B W 1 2 3 4 5 6 Total 4+  
 Cyfanswm

English/Saesneg		D	A	N	B	W	1	2	3	4	5	6	Total	4+
TA results/Canlyniadau AA		0	0	1	0	1	1	7	23	48	19	0	100	67
Test/Task Prawf/Tasg		0	2	2	2	0	0	6	16	48	24	0	100	72

Welsh/Cymraeg		D	A	N	B	W	1	2	3	4	5	6	Total	4+
TA results/Canlyniadau AA		1	0	0	0	0	1	6	29	48	15	0	100	63
Test/Task Prawf/Tasg		1	2	0	2	0	0	4	26	47	18	0	100	65

Mathematics/Mathemateg		D	A	N	B	W	1	2	3	4	5	6	Total	4+
TA results/Canlyniadau AA		0	0	0	0	0	1	5	21	46	27	0	100	73
Test/Task Prawf/Tasg		0	2	1	1	0	0	5	18	42	31	0	100	73

Science/Gwyddoniaeth		D	A	N	B	W	1	2	3	4	5	6	Total	4+
TA results/Canlyniadau AA		1	0	0	0	0	0	3	16	51	29	0	100	80
Test/Task Prawf/Tasg		0	2	0	1	0	0	2	14	51	30	0	100	81

Percentage of girls at each level/Canran y merched ar bob lefel  
 D A N B W 1 2 3 4 5 6 Total 4+  
 Cyfanswm

English/Saesneg		D	A	N	B	W	1	2	3	4	5	6	Total	4+
TA results/Canlyniadau AA		0	0	0	0	0	1	4	16	48	31	0	100	79
Test/Task Prawf/Tasg		0	2	1	1	0	0	3	11	45	37	0	100	82

Welsh/Cymraeg		D	A	N	B	W	1	2	3	4	5	6	Total	4+
TA results/Canlyniadau AA		0	0	0	0	0	1	3	19	51	26	0	100	77
Test/Task Prawf/Tasg		0	2	0	1	0	0	2	17	50	28	0	100	78

Mathematics/Mathemateg		D	A	N	B	W	1	2	3	4	5	6	Total	4+
TA results/Canlyniadau AA		0	0	0	0	0	1	4	18	49	28	0	100	77
Test/Task Prawf/Tasg		0	2	1	0	0	0	4	17	44	32	0	100	76

Science/Gwyddoniaeth		D	A	N	B	W	1	2	3	4	5	6	Total	4+
TA results/Canlyniadau AA		0	0	0	0	0	0	3	14	53	30	0	100	83
Test/Task Prawf/Tasg		0	2	0	1	0	0	2	12	52	31	0	100	83

Percentage of boys and girls at each level/Canran y bechgyn a'r merched ar bob lefel  
 D A N B W 1 2 3 4 5 6 Total 4+  
 Cyfanswm

English/Saesneg		D	A	N	B	W	1	2	3	4	5	6	Total	4+
TA results/Canlyniadau AA		0	0	0	0	1	1	6	19	48	25	0	100	73
Test/Task Prawf/Tasg		0	2	1	1	0	0	5	14	47	30	0	100	77

Welsh/Cymraeg		D	A	N	B	W	1	2	3	4	5	6	Total	4+
TA results/Canlyniadau AA		1	0	0	0	0	1	4	24	49	21	0	100	70
Test/Task Prawf/Tasg		1	2	0	1	0	0	3	22	48	23	0	100	71

Mathematics/Mathemateg		D	A	N	B	W	1	2	3	4	5	6	Total	4+
TA results/Canlyniadau AA		0	0	0	0	0	1	4	20	47	28	0	100	75
Test/Task Prawf/Tasg		0	2	1	1	0	0	4	18	42	32	0	100	74

Science/Gwyddoniaeth		D	A	N	B	W	1	2	3	4	5	6	Total	4+
TA results/Canlyniadau AA		1	0	0	0	0	0	3	15	52	29	0	100	81
Test/Task Prawf/Tasg		0	2	0	1	0	0	2	13	51	31	0	100	82

D: exempted or disapplied under Sections 364 or 365 of the Education Act 1996 / Wedi'u heithrio neu wedi'u datgymhwysu o dan Adranau 364 neu 365 o Ddeddf Addysg 1996.  
 A: failed to register a level due to absence / wedi methu â chofrestru lefel oherwydd absenoldeb.  
 N: failed to register a level for reasons other than absence / wedi methu â chofrestru lefel ac eithrio absenoldeb.  
 B: not entered for the tests because they are working outside the level of the tests/heb eu cofrestru am y prawf oherwydd eu bod yn gweithio y tu allan i lefelau'r prawf.  
 W: Working towards level 1 / Yn gweithio tuag at lefel 1.  
 -: not applicable/dim yn gymwys.

NATIONAL CURRICULUM ASSESSMENT RESULTS: 2001  
KEY STAGE 2: 11-YEAR-OLDS

		Percentage of pupils at each level											TOTAL	
		D	A	N	B	W	1	2	3	4	5	6		
<b>ENGLISH</b> Teacher Assessment	School													
	National	0	0	0		1	1	6	19	48	25	0	100	
	Test/Task													
	National	0	2	1	1			5	14	47	30		100	
<b>WELSH</b> Teacher Assessment	School													
	National	1	0	0		0	1	4	24	49	21	0	100	
	Test/Task													
	National	1	2	0	1			3	22	48	23		100	
<b>MATHEMATICS</b> Teacher Assessment	School													
	National	0	0	0		0	1	4	20	47	28	0	100	
	Test/Task													
	National	0	2	1	1			4	18	42	32		100	
<b>SCIENCE</b> Teacher Assessment	School													
	National	1	0	0		0	0	3	15	52	29	0	100	
	Test/Task													
	National	0	2	0	1			2	13	51	31		100	

Key Stage 2 Core Subject Indicator\* The percentage of pupils attaining at least level 4 in English or Welsh (first language), Mathematics and Science in combination:

As determined by Teacher Assessment:

**In the School:** .....

**In Wales:** .....68 percent

As determined by NC Test/Task:

**In the School:** .....

**In Wales:** .....68 percent

\*For inclusion in prospectuses and governors' annual reports, **not** individual pupil reports.

D: Excepted or disapplied under Sections 364 or 365 of the Education Act 1996.

A: Pupils who failed to register a level due to absence.

N: Pupils who failed to register a level for reasons other than absence.

B: Pupils not entered for the tests because they are working outside the set levels of the tests.

W: Working towards level 1.

CANLYNIADAU ASESIADAU'R CWRICWLWM CENEDLAETHOL: 2001  
CYFNOD ALLWEDDOL 2: DISGYBLION 11 OED

		Canran y disgyblion ar bob lefel											Cyfanswm	
		D	A	N	B	W	1	2	3	4	5	6		
<b>SAESNEG</b> Asesiad Athrawon	Ysgol													
	Cenedlaethol	0	0	0		1	1	6	19	48	25	0	100	
	Ysgol													
	Cenedlaethol	0	2	1	1			5	14	47	30		100	
<b>CYMRAG</b> Asesiad Athrawon	Ysgol													
	Cenedlaethol	1	0	0		0	1	4	24	49	21	0	100	
	Ysgol													
	Cenedlaethol	1	2	0	1			3	22	48	23		100	
<b>MATHEMATEG</b> Asesiad Athrawon	Ysgol													
	Cenedlaethol	0	0	0		0	1	4	20	47	28	0	100	
	Ysgol													
	Cenedlaethol	0	2	1	1			4	18	42	32		100	
<b>GWYDDONIAETH</b> Asesiad Athrawon	Ysgol													
	Cenedlaethol	1	0	0		0	0	3	15	52	29	0	100	
	Ysgol													
	Cenedlaethol	0	2	0	1			2	13	51	31		100	

Dangos Pynciau Craidd Cyfnod Allweddol 2\* Y canran o'r disgyblion sy'n cyrraedd o leiaf lefel 4 mewn Cymraeg (iaith gyntaf), Saesneg, Mathemateg a Gwyddoniaeth mewn cyfuniad:

Fel y pennwyd gan Asesiadau Athrawon:

**Yn yr Ysgol:** .....

**Yng Nghymru:** .....68 y cant

Fel y pennwyd gan Brawf/Tasg y CC:

**Yn yr Ysgol:** .....

**Yng Nghymru:** .....68 y cant

\* I'w cynnwys yn llyfrynnau ac adroddiadau blynyddol y llywodraethwyr, nid yn adroddiadau'r disgyblion unigol  
D: Wedi'u heithrio neu wedi'u datgymhwyso o dan Adran 364 neu 365 o Ddeddf Addysg 1996.  
A: Disgyblion a fethodd â chofnodi lefel oherwydd absenoldeb.  
N: Disgyblion a fethodd â chofnodi lefel am resymau ac eithrio absenoldeb.  
B: Disgyblion na chofrestrwyd ar gyfer y profion am eu bod yn gweithio y tu allan i'r lefelau a bennwyd ar gyfer profion.  
W: Yn gweithio tuag at lefel 1.

KEY STAGE 2 RESULTS: 1996 - 2001  
CANLYNIADAU CYFNOD ALLWEDDOL 2: 1996 - 2001

		Percentage of boys at each level/Canran y bechgyn ar bob lefel											Total	4+	
		D	A	N	B	W	1	2	3	4	5	6	Cyfanswm		
<b>English/Saesneg</b>															
TA/AA	1996	0	0	0	-	1	2	11	33	42	11	0	100	53	
	1997	0	0	0	-	0	2	9	31	45	13	0	100	58	
	1998	1	0	0	-	1	1	9	31	45	12	0	100	57	
	1999	0	0	1	-	1	1	9	27	46	15	0	100	61	
	2000	0	0	2	-	1	1	8	25	47	16	0	100	63	
	<b>2001</b>	<b>0</b>	<b>0</b>	<b>1</b>	-	<b>1</b>	<b>1</b>	<b>7</b>	<b>23</b>	<b>48</b>	<b>19</b>	<b>0</b>	<b>100</b>	<b>67</b>	
Test/Task Prawf/Tasg	1996	0	5	3	-	1	2	9	32	40	8	0	100	48	
	1997	0	3	1	-	0	2	8	29	45	12	0	100	57	
	1998	1	3	1	2	-	-	7	30	45	11	-	100	56	
	1999	1	2	2	2	-	-	7	23	46	17	-	100	63	
	2000	0	2	1	2	-	-	7	21	48	19	-	100	67	
	<b>2001</b>	<b>0</b>	<b>2</b>	<b>2</b>	<b>2</b>	-	-	<b>6</b>	<b>16</b>	<b>48</b>	<b>24</b>	-	<b>100</b>	<b>72</b>	
<b>Welsh/Cymraeg</b>															
TA/AA	1996	2	0	0	-	0	3	15	34	37	9	0	100	46	
	1997	2	0	0	-	0	2	10	35	42	9	0	100	51	
	1998	2	1	0	-	0	1	9	30	45	12	0	100	57	
	1999	2	0	1	-	0	2	7	31	45	12	0	100	57	
	2000	2	0	1	-	1	1	7	28	47	13	-	100	60	
	<b>2001</b>	<b>1</b>	<b>0</b>	<b>0</b>	-	<b>0</b>	<b>1</b>	<b>6</b>	<b>29</b>	<b>48</b>	<b>15</b>	<b>0</b>	<b>100</b>	<b>63</b>	
Test/Task Prawf/Tasg	1996	2	6	0	-	0	2	14	30	36	10	0	100	46	
	1997	3	4	1	-	0	1	9	32	42	8	0	100	50	
	1998	1	2	3	-	0	1	8	26	45	13	1	100	59	
	1999	2	2	1	2	-	-	5	29	47	12	-	100	59	
	2000	2	3	0	3	-	-	5	26	48	13	-	100	61	
	<b>2001</b>	<b>1</b>	<b>2</b>	<b>0</b>	<b>2</b>	-	-	<b>4</b>	<b>26</b>	<b>47</b>	<b>18</b>	-	<b>100</b>	<b>65</b>	
<b>Mathematics/Mathemateg</b>															
TA/AA	1996	0	0	0	-	0	1	9	30	43	17	0	100	60	
	1997	0	0	0	-	0	1	7	28	45	19	0	100	64	
	1998	1	0	0	-	0	1	7	28	44	19	0	100	63	
	1999	0	0	1	-	0	1	6	24	46	22	0	100	68	
	2000	0	0	1	-	0	1	6	23	45	24	0	100	69	
	<b>2001</b>	<b>0</b>	<b>0</b>	<b>0</b>	-	<b>0</b>	<b>1</b>	<b>5</b>	<b>21</b>	<b>46</b>	<b>27</b>	<b>0</b>	<b>100</b>	<b>73</b>	
Test/Task Prawf/Tasg	1996	0	4	2	-	0	1	7	30	39	17	0	100	56	
	1997	1	3	0	-	0	1	7	25	44	19	0	100	63	
	1998	0	3	1	1	-	-	6	29	42	18	-	100	60	
	1999	0	2	1	1	-	-	5	24	44	23	-	100	67	
	2000	0	0	1	1	-	-	6	23	45	24	-	100	69	
	<b>2001</b>	<b>0</b>	<b>2</b>	<b>1</b>	<b>1</b>	-	-	<b>5</b>	<b>18</b>	<b>42</b>	<b>31</b>	-	<b>100</b>	<b>73</b>	
<b>Science/Gwyddoniaeth</b>															
TA/AA	1996	0	0	0	-	0	1	7	26	48	18	0	100	66	
	1997	0	0	0	-	0	1	6	23	49	21	0	100	70	
	1998	0	1	0	-	0	1	6	23	50	19	0	100	69	
	1999	0	0	1	-	0	1	5	18	49	26	0	100	75	
	2000	0	0	1	-	0	1	4	18	51	25	0	100	76	
	<b>2001</b>	<b>1</b>	<b>0</b>	<b>0</b>	-	<b>0</b>	<b>0</b>	<b>3</b>	<b>16</b>	<b>51</b>	<b>29</b>	<b>0</b>	<b>100</b>	<b>80</b>	
Test/Task Prawf/Tasg	1996	0	5	1	-	0	0	6	24	47	17	0	100	64	
	1997	0	4	0	-	0	1	5	20	49	21	0	100	70	
	1998	0	3	1	1	-	-	5	21	52	17	-	100	69	
	1999	0	3	0	1	-	-	5	14	47	30	-	100	77	
	2000	0	2	0	1	-	-	4	14	54	25	-	100	79	
	<b>2001</b>	<b>0</b>	<b>2</b>	<b>0</b>	<b>1</b>	-	-	<b>2</b>	<b>14</b>	<b>51</b>	<b>30</b>	-	<b>100</b>	<b>81</b>	

D: exempted or disappled under Sections 364 or 365 of the Education Act 1996/Wedi'u heithrio neu wedi'u datgymhwyso o dan Adrannau 364 neu 365 o Ddeddf Addysg 1996.

A: failed to register a level due to absence/ wedi methu â chofrestru lefel oherwydd absenoldeb.

B: not entered for tests because they are working outside the levels of the tests/heb eu cofrestru am y prawf oherwydd eu bod yn gweithio y tu allan i lefelau profion.

N: failed to register a level for reasons other than absence/ wedi methu â chofrestru lefel ac eithrio absenoldeb

W: Working towards level 1/ Yn gweithio tuag at lefel 1.

-: not applicable/dim yn gymwys.

KEY STAGE 2 RESULTS: 1996 - 2001  
CANLYNIADAU CYFNOD ALLWEDDOL 2: 1996 - 2001

		Percentage of girls at each level/Canran y merched ar bob lefel											Total	4+	
		D	A	N	B	W	1	2	3	4	5	6	Cyfanswm		
<b>English/Saesneg</b>															
TA/AA	1996	0	0	0	-	0	1	6	25	48	20	0	100	68	
	1997	0	0	0	-	0	1	5	23	49	22	0	100	71	
	1998	0	1	0	-	0	1	4	21	50	23	0	100	73	
	1999	0	0	1	-	0	1	5	20	49	24	0	100	73	
	2000	0	0	2	-	0	1	4	17	49	27	0	100	76	
	<b>2001</b>	<b>0</b>	<b>0</b>	<b>0</b>	-	<b>0</b>	<b>1</b>	<b>4</b>	<b>16</b>	<b>48</b>	<b>31</b>	<b>0</b>	<b>100</b>	<b>79</b>	
Test/Task Prawf/Tasg	1996	0	4	1	-	0	1	5	24	48	17	0	100	65	
	1997	0	3	0	-	0	1	4	22	49	21	0	100	70	
	1998	0	3	0	1	-	-	3	19	50	24	-	100	74	
	1999	0	2	1	1	-	-	4	18	48	26	-	100	74	
	2000	0	2	1	1	-	-	3	13	47	33	-	100	80	
	<b>2001</b>	<b>0</b>	<b>2</b>	<b>1</b>	<b>1</b>	-	-	<b>3</b>	<b>11</b>	<b>45</b>	<b>37</b>	-	<b>100</b>	<b>82</b>	
<b>Welsh/Cymraeg</b>															
TA/AA	1996	1	0	0	-	0	2	10	27	42	17	1	100	60	
	1997	2	0	0	-	0	1	6	26	47	18	0	100	65	
	1998	2	1	0	-	0	0	4	22	50	21	0	100	71	
	1999	1	0	1	-	0	1	4	23	49	21	0	100	70	
	2000	1	0	2	-	0	1	3	19	51	23	0	100	74	
	<b>2001</b>	<b>0</b>	<b>0</b>	<b>0</b>	-	<b>0</b>	<b>1</b>	<b>3</b>	<b>19</b>	<b>51</b>	<b>26</b>	<b>0</b>	<b>100</b>	<b>77</b>	
Test/Task Prawf/Tasg	1996	1	5	0	-	0	1	9	24	41	18	1	100	60	
	1997	3	3	1	-	0	0	5	25	47	16	0	100	63	
	1998	1	2	1	-	0	0	4	20	50	21	1	100	72	
	1999	1	2	0	1	-	-	3	21	50	22	-	100	72	
	2000	1	2	0	2	-	-	2	18	52	23	-	100	75	
	<b>2001</b>	<b>0</b>	<b>2</b>	<b>0</b>	<b>1</b>	-	-	<b>2</b>	<b>17</b>	<b>50</b>	<b>28</b>	-	<b>100</b>	<b>78</b>	
<b>Mathematics/Mathemateg</b>															
TA/AA	1996	0	0	0	-	0	1	6	29	47	17	0	100	64	
	1997	0	0	0	-	0	1	5	26	49	19	0	100	68	
	1998	0	0	0	-	0	1	5	26	50	18	0	100	68	
	1999	0	0	1	-	0	1	5	23	49	21	0	100	70	
	2000	0	0	1	-	0	1	4	21	50	23	0	100	73	
	<b>2001</b>	<b>0</b>	<b>0</b>	<b>0</b>	-	<b>0</b>	<b>1</b>	<b>4</b>	<b>18</b>	<b>49</b>	<b>28</b>	<b>0</b>	<b>100</b>	<b>77</b>	
Test/Task Prawf/Tasg	1996	0	4	2	-	0	1	6	31	41	15	0	100	56	
	1997	0	3	0	-	0	1	5	27	46	18	0	100	64	
	1998	0	2	1	1	-	-	5	29	46	16	-	100	62	
	1999	0	2	1	0	-	-	5	25	46	21	-	100	67	
	2000	0	2	0	0	-	-	5	22	46	25	-	100	71	
	<b>2001</b>	<b>0</b>	<b>2</b>	<b>1</b>	<b>0</b>	-	-	<b>4</b>	<b>17</b>	<b>44</b>	<b>32</b>	-	<b>100</b>	<b>76</b>	
<b>Science/Gwyddoniaeth</b>															
TA/AA	1996	0	0	0	-	0	1	5	24	53	17	0	100	70	
	1997	0	0	0	-	0	0	4	22	53	21	0	100	74	
	1998	0	0	0	-	0	1	4	22	55	18	0	100	73	
	1999	0	0	1	-	0	1	4	18	52	24	0	100	76	
	2000	0	0	2	-	0	0	3	15	54	26	0	100	80	
	<b>2001</b>	<b>0</b>	<b>0</b>	<b>0</b>	-	<b>0</b>	<b>0</b>	<b>3</b>	<b>14</b>	<b>53</b>	<b>30</b>	<b>0</b>	<b>100</b>	<b>83</b>	
Test/Task Prawf/Tasg	1996	0	5	1	-	0	0	4	24	49	17	0	100	66	
	1997	0	3	0	-	0	0	4	20	51	22	0	100	73	
	1998	0	3	1	1	-	-	4	22	54	15	-	100	69	
	1999	0	3	0	1	-	-	4	15	49	28	-	100	77	
	2000	0	2	0	0	-	-	3	13	55	27	-	100	82	
	<b>2001</b>	<b>0</b>	<b>2</b>	<b>0</b>	<b>1</b>	-	-	<b>2</b>	<b>12</b>	<b>52</b>	<b>31</b>	-	<b>100</b>	<b>83</b>	

D: excepted or disapplied under Sections 364 or 365 of the Education Act 1996/Wedi'u heithrio neu wedi'u datgymhwysu o dan Adrannau 364 neu 365 o Ddeddf Addysg 1996.

A: failed to register a level due to absence/ wedi methu â chofrestru lefel oherwydd absenoldeb.

B: not entered for tests because they are working outside the levels of the tests/heb eu cofrestru am y prawf oherwydd eu bod yn gweithio y tu allan i lefelau profion.

N: failed to register a level for reasons other than absence/ wedi methu â chofrestru lefel ac eithrio absenoldeb.

W: Working towards level 1/ Yn gweithio tuag at lefel 1.

-: not applicable/dim yn gymwys.

KEY STAGE 2 RESULTS: 1996 - 2001  
CANLYNIADAU CYFNOD ALLWEDDOL 2: 1996 - 2001

		Percentage of boys and girls at each level/Canran y bechgyn a'r merched ar bob lefel										Total Cyfanswm	4+	
		D	A	N	B	W	1	2	3	4	5			6
<b>English/Saesneg</b>														
TA/AA	1996	0	0	0	-	0	2	9	29	45	15	0	100	60
	1997	0	0	0	-	0	1	7	27	47	18	0	100	65
	1998	0	0	0	-	1	1	7	26	47	18	0	100	65
	1999	0	0	1	-	0	1	7	24	48	19	0	100	67
	2000	0	0	1	-	1	1	6	21	48	22	0	100	70
	<b>2001</b>	<b>0</b>	<b>0</b>	<b>0</b>	-	<b>1</b>	<b>1</b>	<b>6</b>	<b>19</b>	<b>48</b>	<b>25</b>	<b>0</b>	<b>100</b>	<b>73</b>
Test/Task Prawf/Tasg	1996	0	5	2	-	1	1	7	28	44	12	0	100	56
	1997	0	4	2	-	0	1	4	25	47	17	0	100	64
	1998	0	3	1	2	-	-	5	25	47	17	-	100	64
	1999	0	2	1	2	-	-	6	21	47	21	-	100	68
	2000	0	2	1	1	-	-	5	17	48	26	-	100	74
	<b>2001</b>	<b>0</b>	<b>2</b>	<b>1</b>	<b>1</b>	-	-	<b>5</b>	<b>14</b>	<b>47</b>	<b>30</b>	-	<b>100</b>	<b>77</b>
<b>Welsh/Cymraeg</b>														
TA/AA	1996	1	0	0	-	0	3	12	30	40	13	1	100	54
	1997	2	0	0	-	0	1	8	30	45	13	0	100	58
	1998	2	1	0	-	0	1	7	26	47	16	0	100	63
	1999	2	0	1	-	0	1	6	27	47	16	0	100	63
	2000	2	0	1	-	0	1	5	24	49	18	0	100	67
	<b>2001</b>	<b>1</b>	<b>0</b>	<b>0</b>	-	<b>0</b>	<b>1</b>	<b>4</b>	<b>24</b>	<b>49</b>	<b>21</b>	<b>0</b>	<b>100</b>	<b>70</b>
Test/Task Prawf/Tasg	1996	1	5	0	-	0	2	11	27	39	14	1	100	54
	1997	4	3	1	-	0	1	7	28	44	12	0	100	56
	1998	1	2	2	-	0	1	6	23	47	17	1	100	65
	1999	2	2	1	1	-	-	4	25	48	17	-	100	65
	2000	2	2	0	2	-	-	4	22	50	18	-	100	68
	<b>2001</b>	<b>1</b>	<b>2</b>	<b>0</b>	<b>1</b>	-	-	<b>3</b>	<b>22</b>	<b>48</b>	<b>23</b>	-	<b>100</b>	<b>71</b>
<b>Mathematics/Mathemateg</b>														
TA/AA	1996	0	0	0	-	0	1	8	29	45	17	0	100	62
	1997	0	0	0	-	0	1	6	27	47	19	0	100	66
	1998	0	1	0	-	0	1	6	27	47	18	0	100	65
	1999	0	0	1	-	0	1	6	23	47	22	0	100	69
	2000	0	0	1	-	0	1	5	22	47	24	0	100	71
	<b>2001</b>	<b>0</b>	<b>0</b>	<b>0</b>	-	<b>0</b>	<b>1</b>	<b>4</b>	<b>20</b>	<b>47</b>	<b>28</b>	<b>0</b>	<b>100</b>	<b>75</b>
Test/Task Prawf/Tasg	1996	0	4	2	-	0	1	7	30	40	16	0	100	56
	1997	0	3	2	-	0	1	4	26	45	19	0	100	64
	1998	0	3	1	1	-	-	5	29	44	17	-	100	61
	1999	0	2	1	1	-	-	5	24	45	22	-	100	67
	2000	0	2	1	1	-	-	5	22	44	25	-	100	69
	<b>2001</b>	<b>0</b>	<b>2</b>	<b>1</b>	<b>1</b>	-	-	<b>4</b>	<b>18</b>	<b>42</b>	<b>32</b>	-	<b>100</b>	<b>74</b>
<b>Science/Gwyddoniaeth</b>														
TA/AA	1996	0	0	0	-	0	1	6	25	51	17	0	100	68
	1997	0	0	0	-	0	1	5	22	51	21	0	100	72
	1998	0	0	0	-	0	1	5	23	52	19	0	100	71
	1999	0	0	1	-	0	1	5	18	50	25	0	100	75
	2000	0	0	1	-	0	0	4	17	53	25	0	100	78
	<b>2001</b>	<b>1</b>	<b>0</b>	<b>0</b>	-	<b>0</b>	<b>0</b>	<b>3</b>	<b>15</b>	<b>52</b>	<b>29</b>	<b>0</b>	<b>100</b>	<b>81</b>
Test/Task Prawf/Tasg	1996	0	5	1	-	0	0	5	24	48	17	0	100	65
	1997	0	4	1	-	0	0	3	20	50	22	0	100	72
	1998	0	3	1	1	-	-	4	22	53	16	-	100	69
	1999	0	3	0	1	-	-	5	14	48	29	-	100	77
	2000	0	2	0	0	-	-	3	14	55	26	-	100	81
	<b>2001</b>	<b>0</b>	<b>2</b>	<b>0</b>	<b>1</b>	-	-	<b>2</b>	<b>13</b>	<b>51</b>	<b>31</b>	-	<b>100</b>	<b>82</b>

D: exempted or disapplied under Sections 364 or 365 of the Education Act 1996/Wedi'u heithrio neu wedi'u datgymhwyso o dan Adrannau 364 neu 365 o Ddeddf Addysg 1996.

A: failed to register a level due to absence/ wedi methu â chofrestru lefel oherwydd absenoldeb.

B: not entered for tests because they are working outside the levels of the tests/heb eu cofrestru am y prawf oherwydd eu bod yn gweithio y tu allan i lefelau profion.

N: failed to register a level for reasons other than absence/ wedi methu â chofrestru lefel ac eithrio absenoldeb.

W: Working towards level 1/ Yn gweithio tuag at lefel 1.

-: not applicable/dim yn gymwys.

## Notes / Nodiadau

## Notes / Nodiadau





