



**Cynulliad Cenedlaethol Cymru
The National Assembly for Wales**

'99

**NATIONAL CURRICULUM ASSESSMENT
RESULTS IN WALES: 1999**

KEY STAGE 1

**CANLYNIADAU ASESIAU'R
CWRICWLWM CENEDLAETHOL YNG
NGHYMRU: 1999**

CYFNOD ALLWEDDOL 1



Published as part of the BEST PROGRAMME

Cyhoeddwyd fel rhan o RAGLEN BEST



**Cynulliad Cenedlaethol Cymru
The National Assembly for Wales**

**National Curriculum Assessments Results in Wales:
Key Stage 1**

**Canlyniadau Aseidiadau'r Cwricwlwm Cenedlaethol yng Nghymru:
Cyfnod Allweddol 1**

1999

Rhagfyr 1999

ISBN 0 7504 2380 3

December 1999

CONTENTS

CYNNWYS

	page tudalen	
INTRODUCTION	4 - 7	CYFLWYNIAD
Section 1: Subject Summaries		Adran 1: Crynodebau Pynciau
English	10	Saesneg
Welsh	11	Cymraeg
Mathematics	12	Mathemateg
Science	13	Gwyddoniaeth
Core subject indicator	14 - 15	Dangosydd Pynciau Craidd
Summary Table	16	Tabl Crynodeb
Section 2: LEA Summaries		Adran 2: Crynodebau AALI
Isle of Anglesey	18	Ynys Môn
Gwynedd	19	Gwynedd
Conwy	20	Conwy
Denbighshire	21	Sir Ddinbych
Flintshire	22	Sir y Fflint
Wrexham	23	Wrexham
Powys	24	Powys
Ceredigion	25	Sir Ceredigion
Pembrokeshire	26	Sir Benfro
Carmarthenshire	27	Sir Gaerfyrddin
Swansea	28	Abertawe
Neath Port Talbot	29	Castell-nedd Port Talbot
Bridgend	30	Pen-y-bont ar Ogwr
The Vale of Glamorgan	31	Bro Morgannwg
Rhondda, Cynon, Taff	32	Rhondda, Cynon, Taf
Merthyr Tydfil	33	Merthyr Tudful
Caerphilly	34	Caerffili
Blaenau Gwent	35	Blaenau Gwent
Torfaen	36	Tor-faen
Monmouthshire	37	Sir Fynwy
Newport	38	Casnewydd
Cardiff	39	Caerdydd
Section 3: Annual Summaries		Adran 3: Crynodebau Blynnyddol
1999 Results for Wales	42-45	Canlyniadau Cymru ar gyfer 1998
Suggested formats for reporting school and national results	46-47	Fformatau a awgrymir ar gyfer adrodd canlyniadau ysgolion a chanlyniadau cenedlaethol
Annual Results	48-56	Canlyniadau blynnyddol

Introduction

1. This booklet presents for Wales and each local education authority area the 1999 results of 7-year-olds taught to National Curriculum standards. The aggregate data were derived from the results of the statutory assessments of English, Welsh (first language), mathematics and science administered by schools during the 1999 Summer Term. They comprise results of both the Teacher Assessment and the National Curriculum Tasks and Tests as derived from returns submitted by Directors of Education, or, in the case of grant-maintained schools and independents, by either individual schools or approved processing agencies.
2. In total the results represent around 98 per cent of eligible pupils at the end of Key Stage 1, the vast majority of whom were aged 7, although some may have been older or younger. Pupils with Special Educational Needs following the National Curriculum and able to benefit from assessment were included. Independent schools were encouraged to participate on a voluntary basis - where they chose to do so, their results were included in the all-Wales figures. Of maintained schools with eligible pupils, 100 per cent participated.
3. Some headteachers used their discretionary powers to exempt particular pupils from the assessment arrangements. These exceptions were relatively small in number and comprised, in the main, those pupils with particular learning difficulties.

Basis of Assessment

4. **Teacher Assessment:** Teachers were required to use their professional judgement to determine a level of attainment on the basis of overall classroom performance throughout the key stage, taking into account a pupil's individual strengths and weaknesses. Teacher Assessment levels were determined for each of English or Welsh (first language), mathematics and science, and their component Attainment Targets.
5. **NC Tasks and Tests:** A range of National Curriculum Tasks and Tests were provided for use with all pupils eligible for assessment. The Tasks and Tests, which targeted levels 1 to 3, covered: Reading, Writing and Spelling in English; Oracy, Reading, and Writing in Welsh; and Mathematics. The NC Tasks and Tests, administered and marked by teachers, were audited and verified to ensure that national standards were met. The auditors for LEA-maintained schools were appointed by the maintaining authority. For other schools the auditors were either those appointed by an LEA, or those approved by the Qualifications Curriculum and Assessment Authority for Wales/Awdurdod Cwricwlwm ac Asesu Cymru (ACCAC).
6. The general expectation is that the majority of 7-year-olds will attain level 2 in each individual subject.

Access to Information

7. Schools are required to report the results of both the Teacher Assessments and the NC Tasks/Tests to parents. For comparative purposes, it is also a requirement that reports include aggregate results for the school, together with the national (all-Wales) results. The tables on pages 46 to 47 provide a suggested format which schools may adapt as part of their reporting procedures in 2000. Schools are not required to include the Core Subject Indicator in individual pupil reports.
8. A similar range of information is required to be included in each school's prospectus and governors' annual report. The suggested formats on pages 46 to 47, with the inclusion of the Core Subject Indicator information, may be adapted to meet these requirements.

Note: *The suggested formats are based on the schools results for 2000 and the national results for 1999.*

Cyflwyniad

1. Mae'r llyfryn hwn yn cyflwyno canlyniadau 1999 disgyblion 7 oed a addysgwyd yn ôl safonau'r Cwricwlwm Cenedlaethol ar sail Cymru gyfan ac ar sail ardal pob awdurdod addysg lleol. Mae'r data agrededig wedi'u codi o ganlyniadau'r aseidiadau statudol ar gyfer Cymraeg (iaith gyntaf), Saesneg, mathemateg a gwyddoniaeth a weinyddwyd gan yr ysgolion yn ystod Tymor yr Haf 1999. Maent yn cynnwys canlyniadau Aseidiadau'r Athrawon a Phrofion a Thasgau'r Cwricwlwm Cenedlaethol â godwyd o'r ymatebion a gafwyd oddi wrth Gyfarwyddwyr Addysg, neu, yn achos ysgolion a gynhelir grant ac ysgolion annibynnol, oddi wrth naill ai ysgolion unigol neu asiantaethau prosesu a gymeradwyir.

2. I gyd, mae'r canlyniadau'n cynrychioli rhyw 98 y cant o'r disgyblion cymwys ar ddiwedd Cyfnod Allweddol 1, yr oedd y mwyafrif helaeth ohonynt yn 7 oed, er ei bod yn bosibl fod rhai ohonynt yn hŷn neu'n iau. Cynhwyswyd disgyblion ag Anghenion Addysgol Arbennig a oedd yn dilyn y Cwricwlwm Cenedlaethol ac a allai fanteisio ar yr aseiad. Anogwyd ysgolion annibynnol i gymryd rhan ar sail wirfoddol - lle bu iddynt ddewis gwneud hynny, cynhwyswyd eu canlyniadau ym ffigurau Cymru gyfan. O'r ysgolion â gynhelir a oedd, disgyblion cymwys, 100 y cant a gymerodd ran.

3. Defnyddiodd rhai penaeithiaid eu pwerau disgrisiynol i hepgor digyblion penodol o'r trefniadau asesu. Cymharol fach yr eithriadau hyn, sef yn bennaf y disgyblion hynny ag anawsterau dysgu penodol.

Sail yr Aseiad

4. **Aseidiadau Athrawon:** Yr oedd yn ofynnol i athrawon ddefnyddio iu barn broffesiynol i benderfynu lefel gyrhaeddiad ar sail y perfformiad cyffredinol yn y dosbarth trwy gydol y cyfnod allweddol, gan gymryd i ystyriaeth gryfderau a gwendidau unigol y disgybl. Pennwyd lefelau Aseidiadau Athrawon ar gyfer Cymraeg (iaith gyntaf), neu Saesneg, mathemateg a gwyddoniaeth, a'u Targedau Cyrhaeddiad perthnasol.

5. **Tasgau a Phrofion y CC:** Darparwyd ystod o Dasgau a Phrofion y Cwricwlwm Cenedlaethol i'w defnyddio gyda'r holl ddisgyblion a oedd yn gymwys i'w hasesu. Yr oedd y Tasgau a'r Profion, a oedd yn targedu lefelau 1 i 3, yn cynnwys: Llafaredd, Darllen ac Ysgrifennu mewn Cymraeg; Darllen, Ysgrifennu a Sillafu mewn Saesneg; a Mathemateg. Cafodd Tasgau a Phrofion y CC, a roddwyd ac a farciwyd gan athrawon, eu harchwilio a'u dilysu i sicrhau bod y safonau cenedlaethol wedi'u bodloni. Penodwyd archwilwyr yr ysgolion a gynhelir gan AALI gan yr awdurdod hwnnw. Yn achos yr ysgolion eraill, cafodd yr archwilwyr naill ai eu penodi gan yr AALI neu eu cymeradwyo gan Awdurdod Cwricwlwm ac Asesu Cymru (ACCAC).

6. Y disgywiliad cyffredinol yw y bydd y mwyafrif o ddisgyblion 7 oed yn cyrraedd lefel 2 ym mhob pwnc unigol.

Mynediad i Wybodaeth

7. Mae'n ofynnol i ysgolion adrodd canlyniadau Aseidiadau Athrawon a Phrofion/Tasgau'r CC i rieni. At ddibenion cymharu, mae hefyd yn ofynnol i'r adroddiadau gynnwys canlyniadau agrededig yr ysgol, ynghyd â'r canlyniadau cenedlaethol (Cymru gyfan). Mae'r tablau ar dudalennau 46 i 47 yn darparu fformat awgrymedig y gall yr ysgolion ei addasu fel rhan o'u gweithdrefnau adrodd ym 2000. Nid yw'n ofynnol i'r ysgolion gynnwys y Dangosydd Pynciau Craidd yn eu hadroddiadau i rieni.

8. Mae'n ofynnol cynnwys ystod debyg o wybodaeth yn llawlyfr ac adroddiad blynyddol llywodraethwyr pob ysgol. Gellir addasu'r fformatau a awgrymir ar dudalennau 46 i 47, a chynnwys y Dangosydd Pynciau Craidd, i fodloni'r gofynion hyn.

Noder: Seilir y fformatau a awgrymir ar adrodd canlyniadau'r ysgol ar gyfer 2000 a'r canlyniadau cenedlaethol ar gyfer 1999.

Content of Booklet

9. This booklet comprises three sections.

Subject Summaries: This section displays in bar charts, the percentage of pupils in Wales and each local education authority attaining at least level 2 in English, Welsh (first language), mathematics, science and the Core Subject Indicator as determined by Teacher Assessment; in Welsh (first language) and mathematics as determined by NC Tasks/Tests. The local authority figures do not include the results for independent schools, but these are included in the all-Wales results.

Authority Summaries: This section presents a full summary of results for each local authority area, excluding independent schools. The summary shows separately, where appropriate, the results for each subject as derived from both Teacher Assessment and the NC Tasks and Tests for boys, girls and all pupils. The local authority areas are listed according to their National Assembly/LEA number.

Annual Summaries: This section displays: a full set of results for Wales; suggested formats for reporting the school and national results to parents and for inclusion in prospectuses and governors' annual reports; the 1996, 1997, 1998 and 1999 results for Wales.

Other titles available:

National Curriculum Assessment Results in Wales: 1995 and 1996 - Primary Schools
 National Curriculum Assessment Results in Wales: 1995 and 1996 - Secondary Schools
National Curriculum Assessment Results in Wales: Key Stage 2 for 1997, 1998 & 1999
National Curriculum Assessment Results in Wales: Key Stage 3 for 1997, 1998 & 1999
Benchmark Information for Key Stage 1 - 1997, 1998 & 1999
Benchmark Information for Key Stage 2 - 1997, 1998 & 1999
Benchmark Information for Key Stages 3 & 4 - 1997, 1998 & 1999

Secondary School Performance Information Booklets (for each LEA area) for 1993, 1994 and 1995
Secondary School Performance Information Booklets (grouped LEAs) for 1996, 1997, 1998 & 1999

Secondary School Performance Information Digests (for each LEA area) 1998 & 1999
GCSE/GNVQ results in Wales: 1997, 1998 & 1999

Further copies of this booklet and those listed above may be obtained from:

Schools Performance Division 3
National Assembly Education Department
 Cathays Park
 CARDIFF CF10 3NQ
 ☎ (029) 20826010
 Fax (029) 20826016
 e-mail - education.publications@wales.gsi.gov.uk
 or visit the National Assembly for Wales website www.wales.gov.uk

Cynnwys y Llyfryn

9. Tair adran sydd i'r llyfryn hwn.

Crynodebau Pwnc: Mae'r adran hon yn dangos, ar ffurf siartau bar, ganran y disgyblion yng Nghymru ac ymhob awdurdod addysg lleol a gyrhaeddodd o leiaf lefel 2 mewn Cymraeg (iaith gyntaf), Saesneg, mathemateg a gwyddoniaeth ac yn y Dangosydd Pynciau Craidd fel y'u nodwyd drwy Aseidiadau Athrawon; mewn Cymraeg (iaith gyntaf) a mathemateg, fel y'u nodwyd drwy Dasgau/Profion y CC. Nid yw ffigurau'r awdurdodau lleol yn cynnwys canlyniadau ysgolion annibynnol, ond cyhwysir y rheiny yn y canlyniadau Cymru gyfan.

Crynodebau Awdurdodau: Mae'r adran hon yn cyflwyno crynodeb gyflawn o ganlyniadau ardal pob awdurdod lleol. Mae'r crynodeb yn dangos ar wahân, lle bo'n briodol, y canlyniadau ar gyfer pob pwnc o'r Aseidiadau Athrawon a Thasgau a Phroffion y CC ar gyfer bechgyn, merched a'r holl ddisgyblion. Rhestrir ardaloedd yr awdurdod lleol yn ôl rhif y Cynulliad Cenedlaethol.

Crynodebau Blynyddol: Mae'r adran hon yn dangos: set gyflawn o ganlyniadau ar gyfer Cymru; fformatau a awgrymir ar gyfer adrodd canlyniadau'r ysgol a chanlyniadau cenedlaethol i rieni ac i'w cynnwys yn llawlyfrau ac adroddiadau blynyddol y llywodraethwyr; canlyniadau 1996, 1997, 1998 a 1999 ar gyfer Cymru.

Teitlau eraill sydd ar gael:

Canlyniadau Aseidiadau'r Cwricwlwm Cenedlaethol yng Nghymru: 1995 ac 1996 - Ysgolion Cynradd
Canlyniadau Aseidiadau'r Cwricwlwm Cenedlaethol yng Nghymru: 1995 ac 1996 - Ysgolion Uwchradd
Canlyniadau Aseidiadau'r Cwricwlwm Cenedlaethol yng Nghymru: Cyfnod Allweddol 2 am 1997, 1998 a 1999

Canlyniadau Aseidiadau'r Cwricwlwm Cenedlaethol yng Nghymru: Cyfnod Allweddol 3 am 1997, 1998 a 1999

Gwybodaeth Feincnodi ar gyfer Cyfnod Allweddol 1 am 1997, 1998 a 1999

Gwybodaeth Feincnodi ar gyfer Cyfnod Allweddol 2 am 1997, 1998 a 1999

Gwybodaeth Feincnodi ar gyfer Cyfnod Allweddol 3 a 4 am 1997, 1998 a 1999

Llyfrynau Gwybodaeth Perfformiad Ysgolion Uwchradd (am ardal pob AALI) ym 1993, 1994 a 1995
Llyfrynau Gwybodaeth Perfformiad Ysgolion Uwchradd (ar gyfer grwpiau o AALI am 1996, 1997, 1998 a 1999

Crynodebau Gwybodaeth Perfformiad Ysgolion Uwchradd (am ardal pob AALI) - 1998 a 1999
Canlyniadau TGAU/CGCC yng Nghymru am 1997, 1998 a 1999.

Gelli'r cael copiau pellach o'r llyfryn, a'r rhai a restrwyd uchod, oddi wrth:

Adran Perfformiad Ysgolion 3
Adran Addysg Cynulliad Cenedlaethol Cymru
Parc Cathays
CAERDYDD CF10 3NQ
☎ (029) 20826010
Ffacs(029) 20826016

e-bost: education.publications@wales.gsi.gov.uk
neu ymweler a safle gwe Cynulliad Cenedlaethol Cymru www.cymru.gov.uk



SUBJECT SUMMARIES
CRYNODEBAU PYNCIAU

section
adran

1


National Curriculum Assessment Results In Wales: 1999

Canlyniadau Aseidiadau'r Cwricwlwm Cenedlaethol Yng Nghymru: 1999



Local Authority Analysis Dadansoddiad yr Awdurdodau Lleol

English/Saesneg

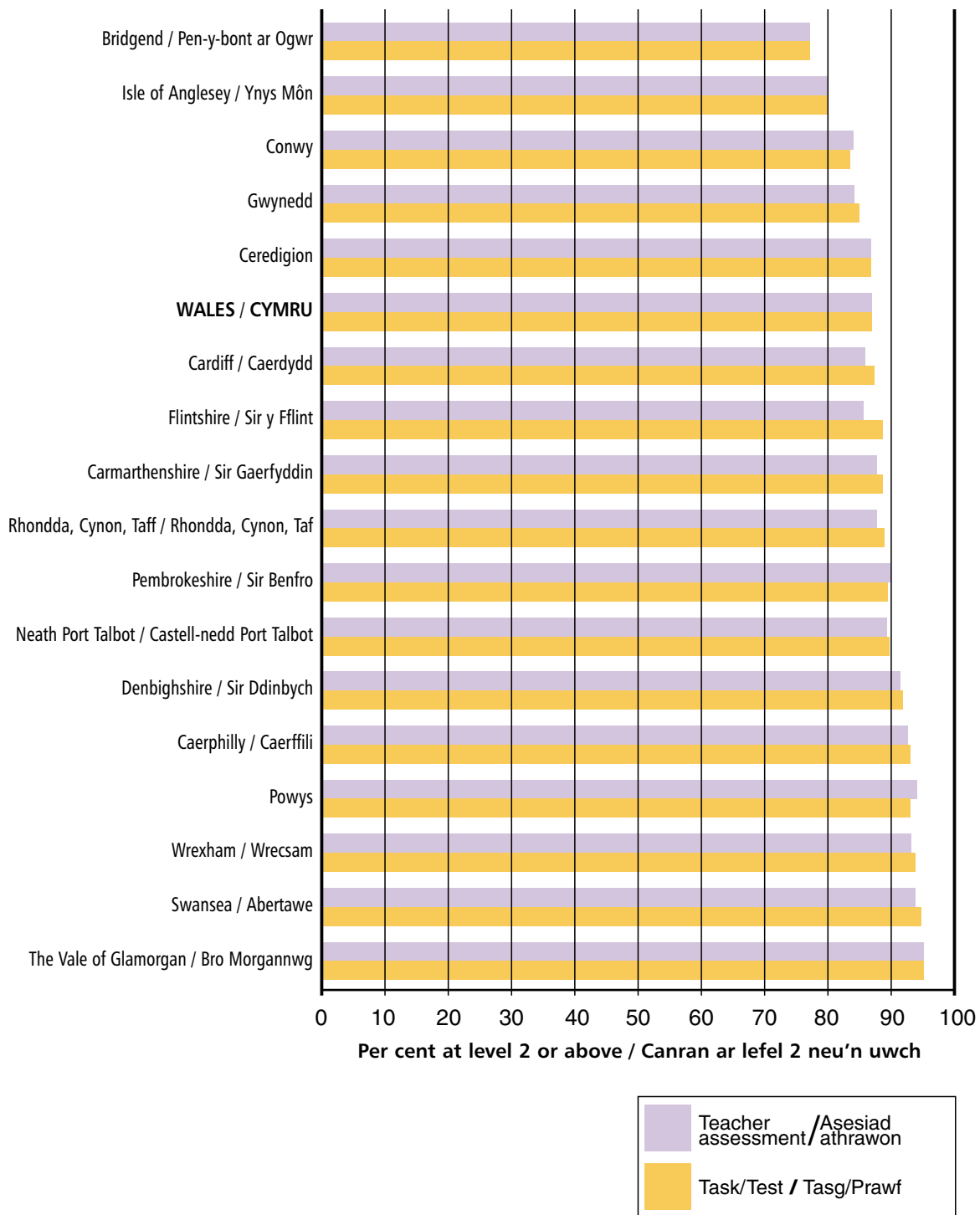


Teacher assessment / Aseiad athrawon

Local Authority Analysis

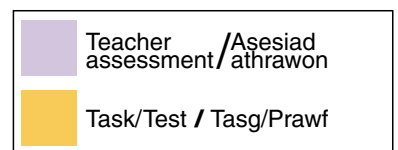
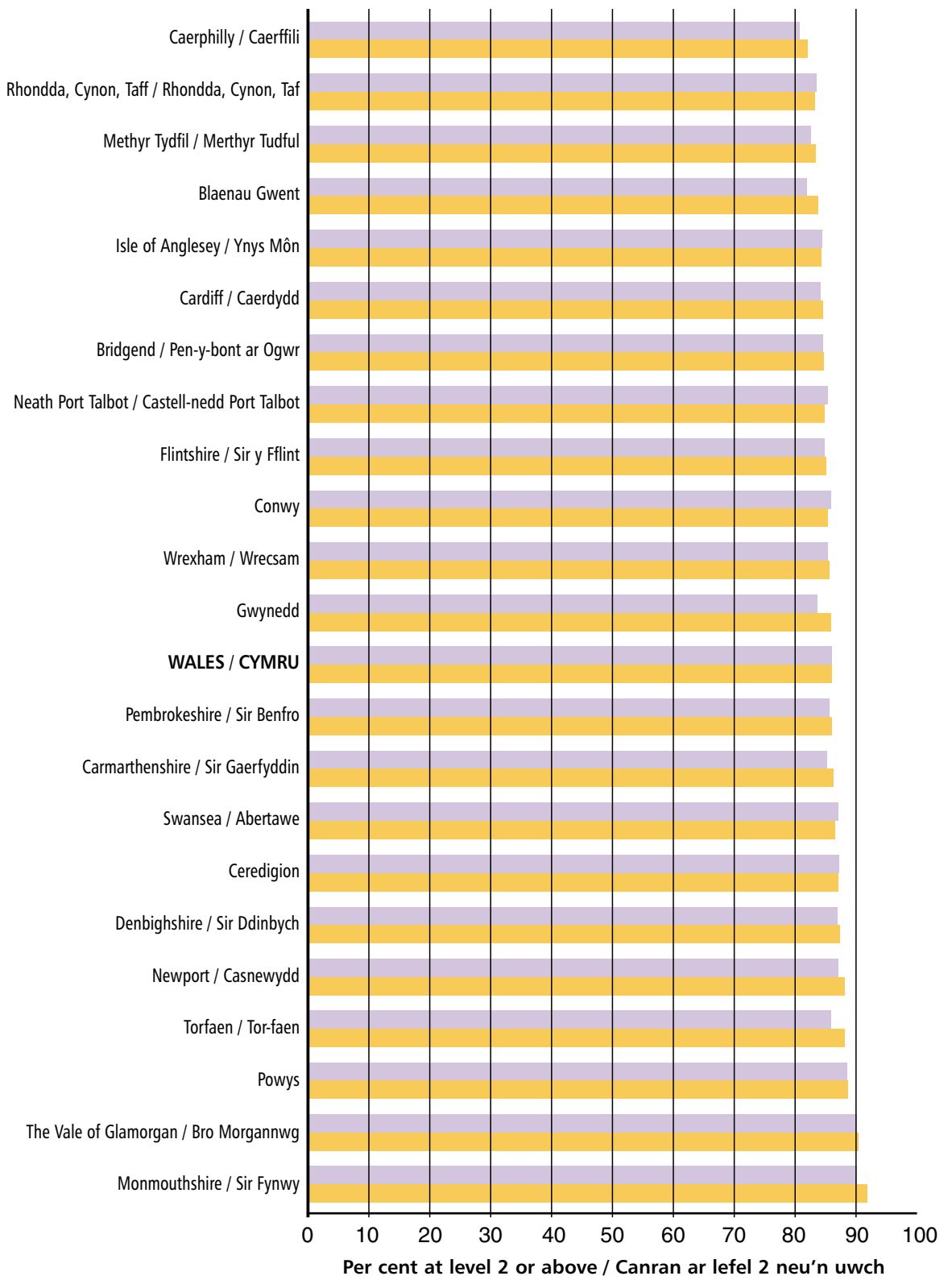
Dadansoddiad yr Awdurdodau Lleol

Welsh/Cymraeg



Local Authority Analysis Dadansoddiad yr Awdurdodau Lleol

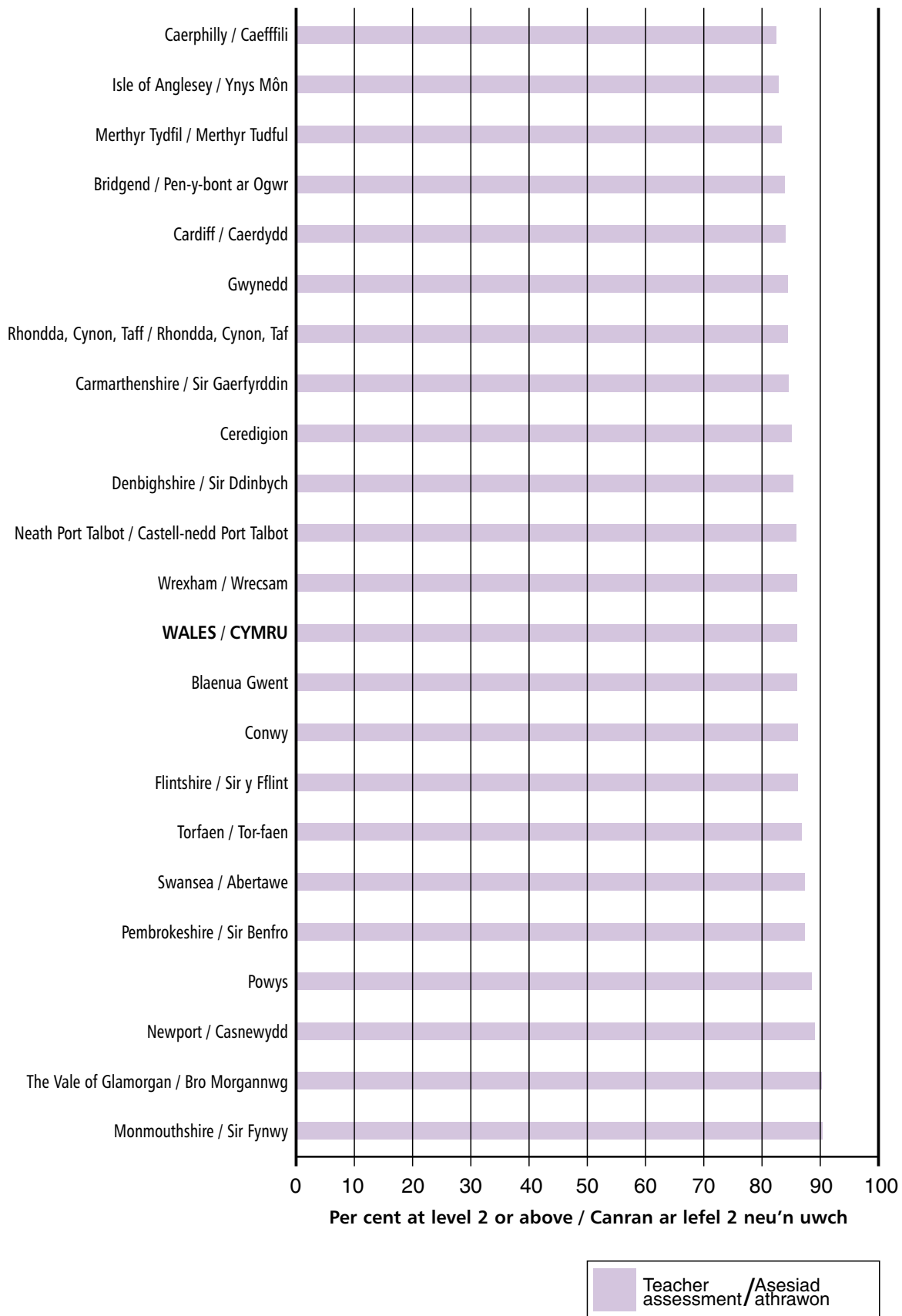
Mathematics/Mathemateg



Local Authority Analysis

Dadansoddiad yr Awdurdodau Lleol

Science/Gwyddoniaeth



Local Authority Analysis Dadansoddiad yr Awdurdodau Lleol

Core Subject Indicator Dangosydd Pynciau Craidd

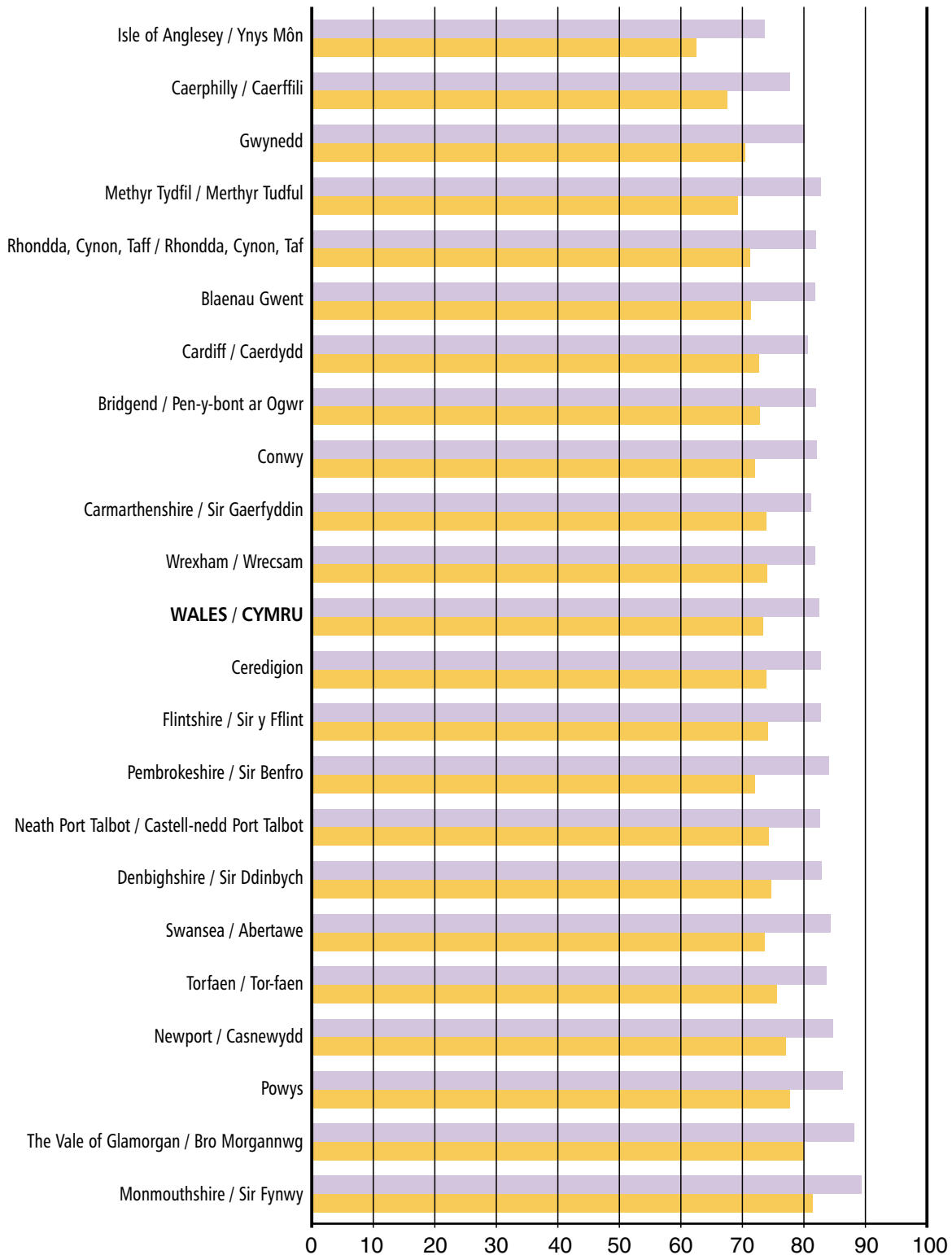


Per cent at level 2 or above in mathematics, science and either English or Welsh (first language) in combination.
Canran ar lefel 2 neu'n uwch mewn mathemateg, gwyddoniaeth a naill ai Saesneg neu Gymraeg (iaith gyntaf) mewn cyfuniad.

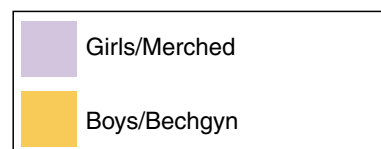
Teacher assessment / Aseiad athrawon

Local Authority Analysis Dadansoddiad yr Awdurdodau Lleol

Core Subject Indicator: Teacher Assessment Dangosydd Pynciau Craidd: Aseidiadau Athrawon



Per cent at level 2 or above in mathematics, science and either English or Welsh (first language) in combination.
Canran ar lefel 2 neu'n uwch mewn mathemateg, gwyddoniaeth a naill ai Saesneg neu Gymraeg (iaith gyntaf) mewn cyfuniad.



Local Education Authority: Summary Table Awdurdod Addysg Lleol: Tabl Crynodeb

percentage at level 2 or above/canran ar lefel 2 neu'n uwch

	English Saesneg		Welsh Cymraeg		Mathematics Mathemateg		Science Gwyddoniaeth		Core Subject Indicator (TA) Dangosydd Pynciau Craidd (AA)			
	TA/AA	T/T T/P	TA/AA	T/T T/P	TA/AA	T/T T/P	TA/AA	T/AA	All pupils Pob disgybl	Boys Bechgyn	Girls Merched	
Maintained schools in: Ysgollion a gynhelir yn:												
Isle of Anglesey / Ynys Môn	75.8	79.9	79.9	79.9	84.5	84.3	82.8	84.3	68.3	62.5	73.6	
Gwynedd	79.0	84.2	84.2	85.0	83.7	85.9	84.4	84.4	75.1	70.4	80.1	
Conwy	80.4	84.1	84.1	83.5	85.9	85.4	86.2	86.2	77.0	72.0	82.1	
Denbighshire / Sir Ddinbych	81.3	91.4	91.4	91.8	86.9	87.3	85.4	85.4	78.8	74.6	82.9	
Flintshire / Sir y Fflint	82.6	85.7	85.7	88.7	84.9	85.1	86.2	86.2	78.2	74.1	82.8	
Wrexham / Wrecsam	80.8	93.2	93.2	93.9	85.4	85.7	86.0	86.0	77.9	74.0	81.8	
Powys	85.3	94.1	94.1	93.1	88.5	88.7	88.6	88.6	81.9	77.7	86.3	
Ceredigion	72.5	86.8	86.8	86.8	87.2	87.1	85.1	85.1	78.2	73.9	82.7	
Pembrokeshire / Sir Benfro	81.3	89.9	89.9	89.5	85.6	86.0	87.3	87.3	78.2	72.0	84.0	
Carmarthenshire / Sir Gaerfyrddin	77.0	87.7	87.7	88.7	85.3	86.3	84.6	84.6	77.4	73.9	81.2	
Swansea / Abertawe	81.7	93.8	93.8	94.8	87.1	86.5	87.3	87.3	78.9	73.6	84.3	
Neath Port Talbot / Castell-nedd Port Talbot	81.4	89.4	89.4	89.8	85.4	84.8	85.9	85.9	78.4	74.3	82.6	
Bridgend / Pen-y-bont ar Ogwr	81.3	77.2	77.2	77.2	84.6	84.7	83.9	83.9	77.0	72.8	81.9	
The Vale of Glamorgan / Bro Morgannwg	86.8	95.1	95.1	95.1	90.1	90.4	90.3	90.3	84.0	79.9	88.2	
Rhondda, Cynon, Taff / Rhondda, Cynon, Taf	78.3	87.8	87.8	88.9	83.5	83.3	84.5	84.5	76.3	71.2	81.9	
Methyr Tydfil / Merthyr Tudful	79.4	*	*	*	82.6	83.4	83.4	83.4	76.0	69.3	82.8	
Caerphilly / Caerffili	75.6	92.7	92.7	93.1	80.8	82.1	82.5	82.5	72.6	67.5	77.7	
Blaenau Gwent	80.0	*	*	*	82.0	83.8	86.1	86.1	76.4	71.4	81.8	
Torfaen / Tor-faen	82.9	*	*	*	85.9	88.1	86.8	86.8	79.4	75.6	83.6	
Monmouthshire / Sir Fynwy	89.8	*	*	*	90.1	91.9	90.4	90.4	85.4	81.4	89.4	
Newport / Casnewydd	83.1	*	*	*	87.1	88.1	89.1	89.1	80.8	77.0	84.7	
Cardiff / Caerdydd	79.5	85.9	85.9	87.3	84.2	84.6	84.0	84.0	76.5	72.7	80.6	
Wales (incl independent schools)												
Cymru (gan gynnwys ysgolion annibynnol)	81	87	87	87	86	86	86	86	78	73.4	82.5	

TA/AA: Teacher Assessment/Aseidiadau Athrawon

T/T/T/P: Task/Test - Tasg/Prawf

*: Results not shown where their inclusion may make it possible to identify individual schools.

*: Ni ddangosir y canlyniadau gan y gellir adnabod ysgolion unigol.




**LEA SUMMARIES
CRYNODEBAU AALI**

**section
adran**

2

National Curriculum Assessment Results In Wales: 1999

Canlyniadau Aseidiadau'r Cwricwlwm Cenedlaethol Yng Nghymru: 1999



Isle of Anglesey / Sir Ynys Môn

Percentage of boys at each level/Canran y bechgyn ar bob lefel

	D	A	W	1	2	3	4	Total Cyfanswm	Base/Sail	2+
English/Saesneg										
TA results Canlyniadau AA	0.9	-	4.6	25.7	49.5	19.3	-	100	110	68.8
Welsh/Cymraeg										
TA results Canlyniadau AA	1.0	-	2.7	23.4	62.5	10.4	-	100	300	72.9
Task/Test Tasg/Prawf	1.7	-	2.8	22.6	62.8	10.1	-	100	290	72.9
Mathematics/Mathemateg										
TA results Canlyniadau AA	0.3	-	2.5	16.6	64.5	16.1	-	100	400	80.6
Task/Test Tasg/Prawf	0.3	-	3.3	16.9	63.2	16.4	-	100	400	79.6
Science/Gwyddoniaeth										
TA results Canlyniadau AA	0.3	-	2.0	19.6	67.0	11.1	-	100	400	78.1

Percentage of girls at each level/Canran y merched ar bob lefel

	D	A	W	1	2	3	4	Total Cyfanswm	Base/Sail	2+
English/Saesneg										
TA results Canlyniadau AA	-	-	2.6	14.9	65.8	16.7	-	100	110	82.5
Welsh/Cymraeg										
TA results Canlyniadau AA	-	-	1.2	12.5	67.7	18.6	-	100	330	86.3
Task/Test Tasg/Prawf	1.3	-	1.3	11.0	69.4	17.1	-	100	310	86.5
Mathematics/Mathemateg										
TA results Canlyniadau AA	-	-	1.2	10.6	75.2	13.0	-	100	420	88.2
Task/Test Tasg/Prawf	-	0.5	1.4	9.4	74.3	14.4	-	100	420	88.7
Science/Gwyddoniaeth										
TA results Canlyniadau AA	-	-	1.2	11.6	79.5	7.8	-	100	420	87.3

Percentage of boys and girls at each level/Canran y bechgyn a'r merched ar bob lefel

	D	A	W	1	2	3	4	Total Cyfanswm	Base/Sail	2+
English/Saesneg										
TA results Canlyniadau AA	0.4	-	3.6	20.2	57.8	17.9	-	100	220	75.8
Welsh/Cymraeg										
TA results Canlyniadau AA	0.5	-	1.9	17.7	65.2	14.7	-	100	630	79.9
Task/Test Tasg/Prawf	1.5	-	2.0	16.6	66.2	13.7	-	100	600	79.9
Mathematics/Mathemateg										
TA results Canlyniadau AA	0.1	-	1.8	13.5	70.0	14.5	-	100	820	84.5
Task/Test Tasg/Prawf	0.1	0.2	2.3	13.0	68.9	15.3	-	100	820	84.3
Science/Gwyddoniaeth										
TA results Canlyniadau AA	0.1	-	1.6	15.5	73.4	9.4	-	100	820	82.8

Gwynedd

Percentage of boys at each level/Canran y bechgyn ar bob lefel

	D	A	W	1	2	3	4	Total Cyfanswm	Base/Sail	2+
English/Saesneg										
TA results Canlyniadau AA	-	-	2.9	23.5	58.8	14.7	-	100	30	73.5
Welsh/Cymraeg										
TA results Canlyniadau AA	0.9	-	2.2	17.7	58.1	21.1	-	100	670	79.2
Task/Test Tasg/Prawf	0.9	-	2.1	16.6	58.7	21.7	-	100	670	80.4
Mathematics/Mathemateg										
TA results Canlyniadau AA	-	-	2.4	16.4	62.6	18.6	-	100	700	81.2
Task/Test Tasg/Prawf	-	0.1	2.4	14.1	63.4	19.9	-	100	700	83.3
Science/Gwyddoniaeth										
TA results Canlyniadau AA	-	-	1.8	16.1	72.0	10.1	-	100	700	82.1

Percentage of girls at each level/Canran y merched ar bob lefel

	D	A	W	1	2	3	4	Total Cyfanswm	Base/Sail	2+
English/Saesneg										
TA results Canlyniadau AA	-	-	3.6	10.7	57.1	28.6	-	100	30	85.7
Welsh/Cymraeg										
TA results Canlyniadau AA	0.6	-	0.8	9.0	61.0	28.6	-	100	630	89.6
Task/Test Tasg/Prawf	0.8	-	0.5	8.8	59.2	30.6	-	100	630	89.9
Mathematics/Mathemateg										
TA results Canlyniadau AA	-	-	2.3	11.3	70.0	16.3	-	100	660	86.4
Task/Test Tasg/Prawf	-	0.3	3.0	8.0	69.9	18.7	-	100	660	88.7
Science/Gwyddoniaeth										
TA results Canlyniadau AA	-	-	1.1	12.1	78.4	8.5	-	100	660	86.8

Percentage of boys and girls at each level/Canran y bechgyn a'r merched ar bob lefel

	D	A	W	1	2	3	4	Total Cyfanswm	Base/Sail	2+
English/Saesneg										
TA results Canlyniadau AA	-	-	3.2	17.7	58.1	21.0	-	100	60	79.0
Welsh/Cymraeg										
TA results Canlyniadau AA	0.8	-	1.5	13.5	59.5	24.8	-	100	1,300	84.2
Task/Test Tasg/Prawf	0.8	-	1.3	12.8	59.0	26.1	-	100	1,300	85.0
Mathematics/Mathemateg										
TA results Canlyniadau AA	-	-	2.3	13.9	66.2	17.5	-	100	1,360	83.7
Task/Test Tasg/Prawf	-	0.2	2.7	11.2	66.6	19.3	-	100	1,360	85.9
Science/Gwyddoniaeth										
TA results Canlyniadau AA	-	-	1.5	14.1	75.1	9.3	-	100	1,360	84.4

Conwy

Percentage of boys at each level/Canran y bechgyn ar bob lefel

	D	A	W	1	2	3	4	Total Cyfanswm	Base/Sail	2+
English/Saesneg										
TA results Canlyniadau AA	-	-	7.1	18.9	63.2	10.7	-	100	480	73.9
Welsh/Cymraeg										
TA results Canlyniadau AA	0.6	-	1.2	17.1	65.3	15.9	-	100	170	81.2
Task/Test Tasg/Prawf	0.6	-	1.2	17.6	63.5	17.1	-	100	170	80.6
Mathematics/Mathemateg										
TA results Canlyniadau AA	0.2	-	3.6	13.0	70.4	12.8	-	100	650	83.3
Task/Test Tasg/Prawf	0.2	0.3	4.3	11.6	67.8	15.8	-	100	650	83.6
Science/Gwyddoniaeth										
TA results Canlyniadau AA	0.2	-	3.3	12.1	73.8	10.7	-	100	650	84.5

Percentage of girls at each level/Canran y merched ar bob lefel

	D	A	W	1	2	3	4	Total Cyfanswm	Base/Sail	2+
English/Saesneg										
TA results Canlyniadau AA	0.2	-	3.4	9.9	69.8	16.7	-	100	500	86.5
Welsh/Cymraeg										
TA results Canlyniadau AA	-	-	0.7	11.9	73.5	13.9	-	100	150	87.4
Task/Test Tasg/Prawf	-	-	0.7	12.6	68.2	18.5	-	100	150	86.8
Mathematics/Mathemateg										
TA results Canlyniadau AA	0.2	-	2.8	8.5	75.2	13.4	-	100	650	88.6
Task/Test Tasg/Prawf	0.2	0.3	3.1	9.3	69.1	18.1	-	100	650	87.2
Science/Gwyddoniaeth										
TA results Canlyniadau AA	0.2	-	2.2	9.9	79.0	8.8	-	100	650	87.8

Percentage of boys and girls at each level/Canran y bechgyn a'r merched ar bob lefel

	D	A	W	1	2	3	4	Total Cyfanswm	Base/Sail	2+
English/Saesneg										
TA results Canlyniadau AA	0.1	-	5.2	14.3	66.6	13.8	-	100	970	80.4
Welsh/Cymraeg										
TA results Canlyniadau AA	0.3	-	0.9	14.6	69.2	15.0	-	100	320	84.1
Task/Test Tasg/Prawf	0.3	-	0.9	15.3	65.7	17.8	-	100	320	83.5
Mathematics/Mathemateg										
TA results Canlyniadau AA	0.2	-	3.2	10.7	72.8	13.1	-	100	1,290	85.9
Task/Test Tasg/Prawf	0.2	0.3	3.7	10.4	68.5	16.9	-	100	1,290	85.4
Science/Gwyddoniaeth										
TA results Canlyniadau AA	0.2	-	2.7	11.0	76.4	9.7	-	100	1,290	86.2

Denbighshire / Sir Ddinbych

Percentage of boys at each level/Canran y bechgyn ar bob lefel

	D	A	W	1	2	3	4	Total Cyfanswm	Base/Sail	2+
English/Saesneg										
TA results Canlyniadau AA	-	-	4.3	19.7	62.4	13.6	-	100	460	76.0
Welsh/Cymraeg										
TA results Canlyniadau AA	-	-	-	10.5	74.3	15.2	-	100	110	89.5
Task/Test Tasg/Prawf	-	-	-	8.6	75.2	16.2	-	100	110	91.4
Mathematics/Mathemateg										
TA results Canlyniadau AA	-	-	3.2	11.3	68.3	17.3	-	100	570	85.6
Task/Test Tasg/Prawf	-	0.2	4.0	9.3	67.8	18.7	-	100	570	86.4
Science/Gwyddoniaeth										
TA results Canlyniadau AA	-	-	2.1	14.1	72.0	11.8	-	100	570	83.8

Percentage of girls at each level/Canran y merched ar bob lefel

	D	A	W	1	2	3	4	Total Cyfanswm	Base/Sail	2+
English/Saesneg										
TA results Canlyniadau AA	-	-	2.2	11.0	68.2	18.5	-	100	450	86.8
Welsh/Cymraeg										
TA results Canlyniadau AA	-	-	-	7.0	74.8	18.3	-	100	120	93.0
Task/Test Tasg/Prawf	0.9	-	-	7.0	73.0	19.1	-	100	120	92.2
Mathematics/Mathemateg										
TA results Canlyniadau AA	-	-	1.9	9.9	74.6	13.6	-	100	570	88.2
Task/Test Tasg/Prawf	-	0.5	2.8	8.5	73.2	15.0	-	100	570	88.2
Science/Gwyddoniaeth										
TA results Canlyniadau AA	-	-	1.8	11.3	77.1	9.9	-	100	570	87.0

Percentage of boys and girls at each level/Canran y bechgyn a'r merched ar bob lefel

	D	A	W	1	2	3	4	Total Cyfanswm	Base/Sail	2+
English/Saesneg										
TA results Canlyniadau AA	-	-	3.3	15.4	65.3	16.0	-	100	920	81.3
Welsh/Cymraeg										
TA results Canlyniadau AA	-	-	-	8.6	74.5	16.8	-	100	220	91.4
Task/Test Tasg/Prawf	0.5	-	-	7.7	74.1	17.7	-	100	220	91.8
Mathematics/Mathemateg										
TA results Canlyniadau AA	-	-	2.6	10.6	71.5	15.4	-	100	1,140	86.9
Task/Test Tasg/Prawf	-	0.4	3.4	8.9	70.5	16.8	-	100	1,140	87.3
Science/Gwyddoniaeth										
TA results Canlyniadau AA	-	-	1.9	12.7	74.6	10.8	-	100	1,140	85.4

Flintshire / Sir y Fflint

Percentage of boys at each level/Canran y bechgyn ar bob lefel

	D	A	W	1	2	3	4	Total Cyfanswm	Base/Sail	2+
English/Saesneg										
TA results Canlyniadau AA	0.9	-	3.3	17.8	65.4	12.7	-	100	1,010	78.1
Welsh/Cymraeg										
TA results Canlyniadau AA	-	-	-	19.4	79.0	1.6	-	100	60	80.6
Task/Test Tasg/Prawf	-	-	-	14.5	80.6	4.8	-	100	60	85.5
Mathematics/Mathemateg										
TA results Canlyniadau AA	0.7	-	2.5	13.9	64.0	19.0	-	100	1,080	83.0
Task/Test Tasg/Prawf	0.7	0.2	2.5	12.8	62.9	20.9	-	100	1,080	83.8
Science/Gwyddoniaeth										
TA results Canlyniadau AA	0.8	-	2.0	12.9	70.9	13.4	-	100	1,080	84.3

Percentage of girls at each level/Canran y merched ar bob lefel

	D	A	W	1	2	3	4	Total Cyfanswm	Base/Sail	2+
English/Saesneg										
TA results Canlyniadau AA	0.2	-	1.3	10.8	68.4	19.3	-	100	880	87.7
Welsh/Cymraeg										
TA results Canlyniadau AA	-	-	-	9.9	77.5	12.7	-	100	70	90.1
Task/Test Tasg/Prawf	-	-	-	8.5	78.9	12.7	-	100	70	91.5
Mathematics/Mathemateg										
TA results Canlyniadau AA	0.2	-	1.6	11.1	71.6	15.6	-	100	950	87.2
Task/Test Tasg/Prawf	0.2	-	2.0	11.3	68.5	18.0	-	100	950	86.5
Science/Gwyddoniaeth										
TA results Canlyniadau AA	0.2	-	1.3	10.2	77.9	10.4	-	100	950	88.3

Percentage of boys and girls at each level/Canran y bechgyn a'r merched ar bob lefel

	D	A	W	1	2	3	4	Total Cyfanswm	Base/Sail	2+
English/Saesneg										
TA results Canlyniadau AA	0.6	-	2.3	14.5	66.8	15.8	-	100	1,890	82.6
Welsh/Cymraeg										
TA results Canlyniadau AA	-	-	-	14.3	78.2	7.5	-	100	130	85.7
Task/Test Tasg/Prawf	-	-	-	11.3	79.7	9.0	-	100	130	88.7
Mathematics/Mathemateg										
TA results Canlyniadau AA	0.4	-	2.1	12.5	67.6	17.4	-	100	2,030	84.9
Task/Test Tasg/Prawf	0.4	0.1	2.3	12.1	65.5	19.6	-	100	2,030	85.1
Science/Gwyddoniaeth										
TA results Canlyniadau AA	0.5	-	1.6	11.7	74.2	12.0	-	100	2,030	86.2

Wrexham / Wrecsam

Percentage of boys at each level/Canran y bechgyn ar bob lefel

	D	A	W	1	2	3	4	Total Cyfanswm	Base/Sail	2+
English/Saesneg										
TA results Canlyniadau AA	0.1	-	3.7	20.4	63.4	12.3	-	100	750	75.7
Welsh/Cymraeg										
TA results Canlyniadau AA	-	-	-	6.0	84.3	9.6	-	100	80	94.0
Task/Test Tasg/Prawf	-	-	-	4.8	85.5	9.6	-	100	80	95.2
Mathematics/Mathemateg										
TA results Canlyniadau AA	0.1	-	2.8	12.4	69.5	15.3	-	100	830	84.7
Task/Test Tasg/Prawf	0.1	0.5	3.5	10.7	67.8	17.4	-	100	830	85.2
Science/Gwyddoniaeth										
TA results Canlyniadau AA	0.1	-	2.5	12.4	70.7	14.3	-	100	830	85.0

Percentage of girls at each level/Canran y merched ar bob lefel

	D	A	W	1	2	3	4	Total Cyfanswm	Base/Sail	2+
English/Saesneg										
TA results Canlyniadau AA	0.1	-	2.4	11.6	69.9	16.0	-	100	750	85.9
Welsh/Cymraeg										
TA results Canlyniadau AA	-	-	-	7.7	76.9	15.4	-	100	70	92.3
Task/Test Tasg/Prawf	-	-	-	7.7	76.9	15.4	-	100	70	92.3
Mathematics/Mathemateg										
TA results Canlyniadau AA	0.1	-	1.8	12.0	71.6	14.4	-	100	820	86.0
Task/Test Tasg/Prawf	0.1	0.5	2.6	10.6	71.7	14.4	-	100	820	86.2
Science/Gwyddoniaeth										
TA results Canlyniadau AA	0.1	-	1.3	11.5	73.1	14.0	-	100	820	87.0

Percentage of boys and girls at each level/Canran y bechgyn a'r merched ar bob lefel

	D	A	W	1	2	3	4	Total Cyfanswm	Base/Sail	2+
English/Saesneg										
TA results Canlyniadau AA	0.1	-	3.1	16.0	66.7	14.1	-	100	1,500	80.8
Welsh/Cymraeg										
TA results Canlyniadau AA	-	-	-	6.8	81.1	12.2	-	100	150	93.2
Task/Test Tasg/Prawf	-	-	-	6.1	81.8	12.2	-	100	150	93.9
Mathematics/Mathemateg										
TA results Canlyniadau AA	0.1	-	2.3	12.2	70.5	14.9	-	100	1,650	85.4
Task/Test Tasg/Prawf	0.1	0.5	3.0	10.7	69.7	15.9	-	100	1,650	85.7
Science/Gwyddoniaeth										
TA results Canlyniadau AA	0.1	-	1.9	11.9	71.9	14.1	-	100	1,650	86.0

Powys

Percentage of boys at each level/Canran y bechgyn ar bob lefel

	D	A	W	1	2	3	4	Total Cyfanswm	Base/Sail	2+
English/Saesneg										
TA results Canlyniadau AA	2.0	-	2.1	16.2	69.8	9.9	-	100	720	79.7
Welsh/Cymraeg										
TA results Canlyniadau AA	-	-	-	5.8	70.2	24.0	-	100	100	94.2
Task/Test Tasg/Prawf	-	-	-	7.7	64.4	27.9	-	100	100	92.3
Mathematics/Mathemateg										
TA results Canlyniadau AA	1.7	-	0.9	12.6	67.3	17.6	-	100	820	84.9
Task/Test Tasg/Prawf	2.2	0.2	1.5	10.7	65.0	20.4	-	100	820	85.4
Science/Gwyddoniaeth										
TA results Canlyniadau AA	1.7	-	1.0	11.2	74.4	11.7	-	100	820	86.1

Percentage of girls at each level/Canran y merched ar bob lefel

	D	A	W	1	2	3	4	Total Cyfanswm	Base/Sail	2+
English/Saesneg										
TA results Canlyniadau AA	0.3	-	0.3	8.1	75.6	15.7	-	100	670	91.3
Welsh/Cymraeg										
TA results Canlyniadau AA	1.0	-	-	5.1	73.7	20.2	-	100	100	93.9
Task/Test Tasg/Prawf	1.0	-	-	5.1	68.7	25.3	-	100	100	93.9
Mathematics/Mathemateg										
TA results Canlyniadau AA	0.3	-	0.3	7.0	75.4	17.1	-	100	770	92.4
Task/Test Tasg/Prawf	0.4	0.7	0.1	6.5	70.4	21.9	-	100	770	92.3
Science/Gwyddoniaeth										
TA results Canlyniadau AA	0.4	-	0.1	8.2	83.2	8.1	-	100	770	91.3

Percentage of boys and girls at each level/Canran y bechgyn a'r merched ar bob lefel

	D	A	W	1	2	3	4	Total Cyfanswm	Base/Sail	2+
English/Saesneg										
TA results Canlyniadau AA	1.2	-	1.2	12.3	72.6	12.7	-	100	1,380	85.3
Welsh/Cymraeg										
TA results Canlyniadau AA	0.5	-	-	5.4	71.9	22.2	-	100	200	94.1
Task/Test Tasg/Prawf	0.5	-	-	6.4	66.5	26.6	-	100	200	93.1
Mathematics/Mathemateg										
TA results Canlyniadau AA	1.0	-	0.6	9.9	71.2	17.3	-	100	1,590	88.5
Task/Test Tasg/Prawf	1.3	0.4	0.8	8.7	67.6	21.1	-	100	1,590	88.7
Science/Gwyddoniaeth										
TA results Canlyniadau AA	1.1	-	0.6	9.8	78.6	10.0	-	100	1,590	88.6

Ceredigion

Percentage of boys at each level/Canran y bechgyn ar bob lefel

	D	A	W	1	2	3	4	Total Cyfanswm	Base/Sail	2+
English/Saesneg										
TA results Canlyniadau AA	-	-	7.4	26.9	59.3	6.5	-	100	110	65.7
Welsh/Cymraeg										
TA results Canlyniadau AA	1.4	-	2.9	11.8	64.2	19.7	-	100	280	83.9
Task/Test Tasg/Prawf	1.4	-	1.4	13.6	63.1	20.4	-	100	280	83.5
Mathematics/Mathemateg										
TA results Canlyniadau AA	0.8	-	1.8	12.7	63.3	21.4	-	100	390	84.8
Task/Test Tasg/Prawf	0.8	0.3	2.8	11.1	61.5	23.5	-	100	390	85.0
Science/Gwyddoniaeth										
TA results Canlyniadau AA	0.8	-	1.8	15.2	68.5	13.7	-	100	390	82.2

Percentage of girls at each level/Canran y merched ar bob lefel

	D	A	W	1	2	3	4	Total Cyfanswm	Base/Sail	2+
English/Saesneg										
TA results Canlyniadau AA	-	-	2.1	17.7	66.7	13.5	-	100	100	80.2
Welsh/Cymraeg										
TA results Canlyniadau AA	1.1	-	1.1	7.8	62.7	27.2	-	100	270	89.9
Task/Test Tasg/Prawf	1.1	-	1.1	7.5	61.6	28.7	-	100	270	90.3
Mathematics/Mathemateg										
TA results Canlyniadau AA	0.3	-	0.8	9.1	60.2	29.7	-	100	360	89.8
Task/Test Tasg/Prawf	0.3	0.5	2.2	7.7	57.7	31.6	-	100	360	89.3
Science/Gwyddoniaeth										
TA results Canlyniadau AA	0.3	-	1.4	10.2	75.5	12.6	-	100	360	88.2

Percentage of boys and girls at each level/Canran y bechgyn a'r merched ar bob lefel

	D	A	W	1	2	3	4	Total Cyfanswm	Base/Sail	2+
English/Saesneg										
TA results Canlyniadau AA	-	-	4.9	22.5	62.7	9.8	-	100	200	72.5
Welsh/Cymraeg										
TA results Canlyniadau AA	1.3	-	2.0	9.9	63.4	23.4	-	100	550	86.8
Task/Test Tasg/Prawf	1.3	-	1.3	10.6	62.3	24.5	-	100	550	86.8
Mathematics/Mathemateg										
TA results Canlyniadau AA	0.5	-	1.3	10.9	61.8	25.4	-	100	750	87.2
Task/Test Tasg/Prawf	0.5	0.4	2.5	9.5	59.7	27.4	-	100	750	87.1
Science/Gwyddoniaeth										
TA results Canlyniadau AA	0.5	-	1.6	12.8	71.9	13.2	-	100	750	85.1

Pembrokeshire / Sir Benfro

Percentage of boys at each level/Canran y bechgyn ar bob lefel

	D	A	W	1	2	3	4	Total Cyfanswm	Base/Sail	2+
English/Saesneg										
TA results Canlyniadau AA	0.2	-	5.3	20.1	63.5	11.0	-	100	600	74.4
Welsh/Cymraeg										
TA results Canlyniadau AA	-	-	3.4	10.3	70.1	16.2	-	100	120	86.3
Task/Test Tasg/Prawf	0.9	-	4.3	9.4	70.1	15.4	-	100	120	85.5
Mathematics/Mathemateg										
TA results Canlyniadau AA	0.1	-	2.9	15.6	62.9	18.5	-	100	720	81.4
Task/Test Tasg/Prawf	0.1	0.3	3.5	13.5	63.6	19.1	-	100	720	82.6
Science/Gwyddoniaeth										
TA results Canlyniadau AA	0.1	-	3.2	12.0	68.6	16.1	-	100	720	84.7

Percentage of girls at each level/Canran y merched ar bob lefel

	D	A	W	1	2	3	4	Total Cyfanswm	Base/Sail	2+
English/Saesneg										
TA results Canlyniadau AA	0.3	-	1.3	10.6	66.1	21.7	-	100	640	87.8
Welsh/Cymraeg										
TA results Canlyniadau AA	-	-	-	6.9	65.6	27.5	-	100	130	93.1
Task/Test Tasg/Prawf	0.8	-	-	6.1	63.4	29.8	-	100	130	93.1
Mathematics/Mathemateg										
TA results Canlyniadau AA	0.3	-	1.2	9.1	67.1	22.4	-	100	770	89.5
Task/Test Tasg/Prawf	0.3	0.4	1.0	9.1	65.4	23.9	-	100	770	89.2
Science/Gwyddoniaeth										
TA results Canlyniadau AA	0.3	-	0.8	9.2	73.8	16.0	-	100	770	89.8

Percentage of boys and girls at each level/Canran y bechgyn a'r merched ar bob lefel

	D	A	W	1	2	3	4	Total Cyfanswm	Base/Sail	2+
English/Saesneg										
TA results Canlyniadau AA	0.2	-	3.2	15.2	64.8	16.5	-	100	1,240	81.3
Welsh/Cymraeg										
TA results Canlyniadau AA	-	-	1.6	8.5	67.7	22.2	-	100	250	89.9
Task/Test Tasg/Prawf	0.8	-	2.0	7.7	66.5	23.0	-	100	250	89.5
Mathematics/Mathemateg										
TA results Canlyniadau AA	0.2	-	2.0	12.2	65.0	20.5	-	100	1,490	85.6
Task/Test Tasg/Prawf	0.2	0.3	2.2	11.2	64.5	21.5	-	100	1,490	86.0
Science/Gwyddoniaeth										
TA results Canlyniadau AA	0.2	-	1.9	10.5	71.3	16.0	-	100	1,490	87.3

Carmarthenshire / Sir Gaerfyrddin

Percentage of boys at each level/Canran y bechgyn ar bob lefel

	D	A	W	1	2	3	4	Total Cyfanswm	Base/Sail	2+
English/Saesneg										
TA results Canlyniadau AA	0.4	-	7.5	18.8	62.5	10.7	0.2	100	530	73.4
Welsh/Cymraeg										
TA results Canlyniadau AA	0.2	-	1.9	13.4	68.4	16.1	-	100	520	84.5
Task/Test Tasg/Prawf	0.2	-	2.3	11.8	68.0	17.6	-	100	520	85.7
Mathematics/Mathemateg										
TA results Canlyniadau AA	0.3	-	2.6	14.0	65.5	17.5	0.1	100	1,050	83.1
Task/Test Tasg/Prawf	0.3	0.3	3.1	11.8	62.3	22.2	-	100	1,050	84.6
Science/Gwyddoniaeth										
TA results Canlyniadau AA	0.3	-	2.8	13.7	72.3	11.0	-	100	1,050	83.2

Percentage of girls at each level/Canran y merched ar bob lefel

	D	A	W	1	2	3	4	Total Cyfanswm	Base/Sail	2+
English/Saesneg										
TA results Canlyniadau AA	0.2	-	4.0	14.8	63.4	17.7	-	100	480	81.1
Welsh/Cymraeg										
TA results Canlyniadau AA	0.2	-	1.2	7.8	63.8	27.0	-	100	510	90.9
Task/Test Tasg/Prawf	0.4	-	1.4	6.4	62.8	29.0	-	100	510	91.8
Mathematics/Mathemateg										
TA results Canlyniadau AA	0.1	-	1.4	10.9	70.2	17.5	-	100	1,000	87.6
Task/Test Tasg/Prawf	0.2	0.1	1.5	10.1	65.2	22.9	-	100	1,000	88.1
Science/Gwyddoniaeth										
TA results Canlyniadau AA	0.1	-	1.4	12.4	75.0	11.2	-	100	1,000	86.1

Percentage of boys and girls at each level/Canran y bechgyn a'r merched ar bob lefel

	D	A	W	1	2	3	4	Total Cyfanswm	Base/Sail	2+
English/Saesneg										
TA results Canlyniadau AA	0.3	-	5.8	16.9	62.9	14.0	0.1	100	1,010	77.0
Welsh/Cymraeg										
TA results Canlyniadau AA	0.2	-	1.6	10.6	66.1	21.6	-	100	1,030	87.7
Task/Test Tasg/Prawf	0.3	-	1.8	9.1	65.4	23.3	-	100	1,030	88.7
Mathematics/Mathemateg										
TA results Canlyniadau AA	0.2	-	2.0	12.5	67.8	17.5	0.0	100	2,040	85.3
Task/Test Tasg/Prawf	0.2	0.2	2.3	11.0	63.7	22.6	-	100	2,040	86.3
Science/Gwyddoniaeth										
TA results Canlyniadau AA	0.2	-	2.1	13.1	73.6	11.1	-	100	2,040	84.6

Swansea / Abertawe

Percentage of boys at each level/Canran y bechgyn ar bob lefel

	D	A	W	1	2	3	4	Total Cyfanswm	Base/Sail	2+
English/Saesneg										
TA results Canlyniadau AA	0.5	-	3.7	19.0	66.2	10.6	-	100	1,310	76.8
Welsh/Cymraeg										
TA results Canlyniadau AA	1.0	-	-	8.7	77.7	12.6	-	100	100	90.3
Task/Test Tasg/Prawf	1.0	-	-	6.8	79.6	12.6	-	100	100	92.2
Mathematics/Mathemateg										
TA results Canlyniadau AA	0.5	-	2.1	13.1	67.1	17.2	-	100	1,410	84.3
Task/Test Tasg/Prawf	0.5	0.5	2.9	12.5	63.3	20.3	-	100	1,410	83.6
Science/Gwyddoniaeth										
TA results Canlyniadau AA	0.5	-	1.9	12.8	73.0	11.8	-	100	1,410	84.8

Percentage of girls at each level/Canran y merched ar bob lefel

	D	A	W	1	2	3	4	Total Cyfanswm	Base/Sail	2+
English/Saesneg										
TA results Canlyniadau AA	0.3	-	2.2	10.6	66.3	20.6	-	100	1,260	86.9
Welsh/Cymraeg										
TA results Canlyniadau AA	-	-	-	2.8	69.4	27.8	-	100	110	97.2
Task/Test Tasg/Prawf	-	-	-	2.8	68.5	28.7	-	100	110	97.2
Mathematics/Mathemateg										
TA results Canlyniadau AA	0.3	-	1.1	8.6	71.2	18.8	-	100	1,370	90.0
Task/Test Tasg/Prawf	0.3	0.3	2.1	7.9	67.0	22.4	-	100	1,370	89.4
Science/Gwyddoniaeth										
TA results Canlyniadau AA	0.3	-	1.6	8.3	76.7	13.1	-	100	1,370	89.8

Percentage of boys and girls at each level/Canran y bechgyn a'r merched ar bob lefel

	D	A	W	1	2	3	4	Total Cyfanswm	Base/Sail	2+
English/Saesneg										
TA results Canlyniadau AA	0.4	-	3.0	14.9	66.3	15.5	-	100	2,570	81.7
Welsh/Cymraeg										
TA results Canlyniadau AA	0.5	-	-	5.7	73.5	20.4	-	100	210	93.8
Task/Test Tasg/Prawf	0.5	-	-	4.7	73.9	20.9	-	100	210	94.8
Mathematics/Mathemateg										
TA results Canlyniadau AA	0.4	-	1.6	10.9	69.1	18.0	-	100	2,780	87.1
Task/Test Tasg/Prawf	0.4	0.4	2.5	10.2	65.1	21.4	-	100	2,780	86.5
Science/Gwyddoniaeth										
TA results Canlyniadau AA	0.4	-	1.8	10.6	74.8	12.5	-	100	2,780	87.3

Neath Port Talbot / Castell-Nedd Port Talbot

Percentage of boys at each level/Canran y bechgyn ar bob lefel

	D	A	W	1	2	3	4	Total Cyfanswm	Base/Sail	2+
English/Saesneg										
TA results Canlyniadau AA	0.3	-	5.6	17.8	64.9	11.5	-	100	740	76.4
Welsh/Cymraeg										
TA results Canlyniadau AA	-	-	1.8	10.5	79.8	7.9	-	100	110	87.7
Task/Test Tasg/Prawf	-	-	1.8	9.6	80.7	7.9	-	100	110	88.6
Mathematics/Mathemateg										
TA results Canlyniadau AA	0.2	-	2.5	13.2	64.2	20.0	-	100	850	84.1
Task/Test Tasg/Prawf	0.6	0.2	2.8	12.5	63.6	20.3	-	100	850	83.9
Science/Gwyddoniaeth										
TA results Canlyniadau AA	0.2	-	2.2	12.3	74.6	10.6	-	100	850	85.2

Percentage of girls at each level/Canran y merched ar bob lefel

	D	A	W	1	2	3	4	Total Cyfanswm	Base/Sail	2+
English/Saesneg										
TA results Canlyniadau AA	0.4	-	3.6	9.6	66.2	20.2	-	100	720	86.4
Welsh/Cymraeg										
TA results Canlyniadau AA	-	-	1.7	7.4	56.2	34.7	-	100	120	90.9
Task/Test Tasg/Prawf	0.8	-	0.8	7.4	53.7	37.2	-	100	120	90.9
Mathematics/Mathemateg										
TA results Canlyniadau AA	0.4	-	2.1	10.9	66.8	19.8	-	100	840	86.6
Task/Test Tasg/Prawf	0.6	0.5	2.5	10.7	65.0	20.8	-	100	840	85.8
Science/Gwyddoniaeth										
TA results Canlyniadau AA	0.4	-	1.7	11.4	75.1	11.5	-	100	840	86.6

Percentage of boys and girls at each level/Canran y bechgyn a'r merched ar bob lefel

	D	A	W	1	2	3	4	Total Cyfanswm	Base/Sail	2+
English/Saesneg										
TA results Canlyniadau AA	0.3	-	4.6	13.7	65.5	15.8	-	100	1,460	81.4
Welsh/Cymraeg										
TA results Canlyniadau AA	-	-	1.7	8.9	67.7	21.7	-	100	240	89.4
Task/Test Tasg/Prawf	0.4	-	1.3	8.5	66.8	23.0	-	100	240	89.8
Mathematics/Mathemateg										
TA results Canlyniadau AA	0.3	-	2.3	12.0	65.5	19.9	-	100	1,690	85.4
Task/Test Tasg/Prawf	0.6	0.4	2.7	11.6	64.3	20.5	-	100	1,690	84.8
Science/Gwyddoniaeth										
TA results Canlyniadau AA	0.3	-	1.9	11.9	74.9	11.0	-	100	1,690	85.9

Bridgend / Pen-y-bont ar Ogwr

Percentage of boys at each level/Canran y bechgyn ar bob lefel

	D	A	W	1	2	3	4	Total Cyfanswm	Base/Sail	2+
English/Saesneg										
TA results Canlyniadau AA	0.2	-	4.7	17.6	60.5	16.9	-	100	860	77.5
Welsh/Cymraeg										
TA results Canlyniadau AA	-	-	-	31.9	53.6	14.5	-	100	70	68.1
Task/Test Tasg/Prawf	-	-	-	31.9	55.1	13.0	-	100	70	68.1
Mathematics/Mathemateg										
TA results Canlyniadau AA	0.2	-	1.8	16.4	56.1	25.4	-	100	930	81.5
Task/Test Tasg/Prawf	0.2	0.2	2.6	15.5	57.5	24.0	-	100	930	81.5
Science/Gwyddoniaeth										
TA results Canlyniadau AA	0.2	-	1.5	17.6	56.3	24.3	-	100	930	80.6

Percentage of girls at each level/Canran y merched ar bob lefel

	D	A	W	1	2	3	4	Total Cyfanswm	Base/Sail	2+
English/Saesneg										
TA results Canlyniadau AA	0.1	-	4.1	10.1	58.3	27.4	-	100	760	85.7
Welsh/Cymraeg										
TA results Canlyniadau AA	-	-	-	11.1	70.4	18.5	-	100	50	88.9
Task/Test Tasg/Prawf	1.9	-	-	9.3	70.4	18.5	-	100	50	88.9
Mathematics/Mathemateg										
TA results Canlyniadau AA	0.1	-	2.8	9.0	61.1	26.9	-	100	810	88.0
Task/Test Tasg/Prawf	0.1	0.2	3.1	8.1	62.3	26.0	-	100	810	88.4
Science/Gwyddoniaeth										
TA results Canlyniadau AA	0.1	-	2.8	9.4	63.3	24.3	-	100	810	87.7

Percentage of boys and girls at each level/Canran y bechgyn a'r merched ar bob lefel

	D	A	W	1	2	3	4	Total Cyfanswm	Base/Sail	2+
English/Saesneg										
TA results Canlyniadau AA	0.2	-	4.4	14.1	59.5	21.8	-	100	1,610	81.3
Welsh/Cymraeg										
TA results Canlyniadau AA	-	-	-	22.8	61.0	16.3	-	100	120	77.2
Task/Test Tasg/Prawf	0.8	-	-	22.0	61.8	15.4	-	100	120	77.2
Mathematics/Mathemateg										
TA results Canlyniadau AA	0.2	-	2.3	13.0	58.4	26.1	-	100	1,740	84.6
Task/Test Tasg/Prawf	0.2	0.2	2.8	12.0	59.8	25.0	-	100	1,740	84.7
Science/Gwyddoniaeth										
TA results Canlyniadau AA	0.2	-	2.1	13.8	59.6	24.3	-	100	1,740	83.9

Vale of Glamorgan / Bro Morgannwg

Percentage of boys at each level/Canran y bechgyn ar bob lefel

	D	A	W	1	2	3	4	Total Cyfanswm	Base/Sail	2+
English/Saesneg										
TA results Canlyniadau AA	-	-	3.4	13.9	63.2	19.5	-	100	740	82.7
Welsh/Cymraeg										
TA results Canlyniadau AA	-	-	-	6.5	64.5	29.0	-	100	90	93.5
Task/Test Tasg/Prawf	-	-	-	6.5	63.4	30.1	-	100	90	93.5
Mathematics/Mathemateg										
TA results Canlyniadau AA	-	-	2.5	8.9	62.6	25.8	0.1	100	830	88.6
Task/Test Tasg/Prawf	-	0.4	3.1	6.9	60.5	29.2	-	100	830	89.7
Science/Gwyddoniaeth										
TA results Canlyniadau AA	-	-	1.6	9.0	63.7	25.7	-	100	830	89.4

Percentage of girls at each level/Canran y merched ar bob lefel

	D	A	W	1	2	3	4	Total Cyfanswm	Base/Sail	2+
English/Saesneg										
TA results Canlyniadau AA	-	-	1.1	7.8	60.9	30.0	0.1	100	720	91.1
Welsh/Cymraeg										
TA results Canlyniadau AA	-	-	-	3.3	60.9	35.9	-	100	90	96.7
Task/Test Tasg/Prawf	-	-	-	3.3	63.0	33.7	-	100	90	96.7
Mathematics/Mathemateg										
TA results Canlyniadau AA	-	-	1.2	7.0	66.7	25.0	-	100	810	91.7
Task/Test Tasg/Prawf	-	0.1	1.4	7.3	62.9	28.4	-	100	810	91.2
Science/Gwyddoniaeth										
TA results Canlyniadau AA	-	-	1.1	7.6	68.4	22.8	-	100	810	91.2

Percentage of boys and girls at each level/Canran y bechgyn a'r merched ar bob lefel

	D	A	W	1	2	3	4	Total Cyfanswm	Base/Sail	2+
English/Saesneg										
TA results Canlyniadau AA	-	-	2.3	10.9	62.1	24.7	0.1	100	1,460	86.8
Welsh/Cymraeg										
TA results Canlyniadau AA	-	-	-	4.9	62.7	32.4	-	100	190	95.1
Task/Test Tasg/Prawf	-	-	-	4.9	63.2	31.9	-	100	190	95.1
Mathematics/Mathemateg										
TA results Canlyniadau AA	-	-	1.9	8.0	64.6	25.4	0.1	100	1,640	90.1
Task/Test Tasg/Prawf	-	0.2	2.3	7.1	61.7	28.8	-	100	1,640	90.4
Science/Gwyddoniaeth										
TA results Canlyniadau AA	-	-	1.3	8.3	66.0	24.3	-	100	1,640	90.3

Rhondda, Cynon, Taff / Rhondda, Cynon, Taf

Percentage of boys at each level/Canran y bechgyn ar bob lefel

	D	A	W	1	2	3	4	Total Cyfanswm	Base/Sail	2+
English/Saesneg										
TA results Canlyniadau AA	0.4	-	5.5	22.0	58.9	13.3	-	100	1,350	72.2
Welsh/Cymraeg										
TA results Canlyniadau AA	-	-	2.1	14.5	71.4	12.0	-	100	230	83.3
Task/Test Tasg/Prawf	-	-	0.9	15.4	70.5	13.2	-	100	230	83.8
Mathematics/Mathemateg										
TA results Canlyniadau AA	0.3	-	3.1	15.9	61.3	19.5	-	100	1,590	80.7
Task/Test Tasg/Prawf	0.4	0.3	3.8	14.9	60.7	20.0	-	100	1,590	80.7
Science/Gwyddoniaeth										
TA results Canlyniadau AA	0.3	-	2.8	14.4	68.3	14.2	-	100	1,590	82.5

Percentage of girls at each level/Canran y merched ar bob lefel

	D	A	W	1	2	3	4	Total Cyfanswm	Base/Sail	2+
English/Saesneg										
TA results Canlyniadau AA	0.2	-	2.6	11.8	65.1	20.2	-	100	1,180	85.4
Welsh/Cymraeg										
TA results Canlyniadau AA	-	-	0.4	7.6	72.1	19.9	-	100	250	92.0
Task/Test Tasg/Prawf	0.8	-	0.4	5.2	72.5	21.1	-	100	250	93.6
Mathematics/Mathemateg										
TA results Canlyniadau AA	0.1	-	0.9	12.4	68.5	18.1	-	100	1,430	86.5
Task/Test Tasg/Prawf	0.1	0.8	1.5	11.4	67.5	18.7	-	100	1,430	86.2
Science/Gwyddoniaeth										
TA results Canlyniadau AA	0.1	-	1.2	11.9	72.4	14.4	-	100	1,430	86.8

Percentage of boys and girls at each level/Canran y bechgyn a'r merched ar bob lefel

	D	A	W	1	2	3	4	Total Cyfanswm	Base/Sail	2+
English/Saesneg										
TA results Canlyniadau AA	0.3	-	4.1	17.3	61.8	16.5	-	100	2,540	78.3
Welsh/Cymraeg										
TA results Canlyniadau AA	-	-	1.2	10.9	71.8	16.1	-	100	490	87.8
Task/Test Tasg/Prawf	0.4	-	0.6	10.1	71.5	17.3	-	100	490	88.9
Mathematics/Mathemateg										
TA results Canlyniadau AA	0.2	-	2.1	14.2	64.7	18.8	-	100	3,020	83.5
Task/Test Tasg/Prawf	0.3	0.5	2.7	13.2	63.9	19.4	-	100	3,020	83.3
Science/Gwyddoniaeth										
TA results Canlyniadau AA	0.2	-	2.0	13.2	70.3	14.3	-	100	3,020	84.5

Merthyr Tydfil / Merthyr Tudful

Percentage of boys at each level/Canran y bechgyn ar bob lefel

	D	A	W	1	2	3	4	Total Cyfanswm	Base/Sail	2+
English/Saesneg										
TA results Canlyniadau AA	-	-	6.8	20.8	62.2	10.3	-	100	370	72.4
Welsh/Cymraeg										
TA results Canlyniadau AA	*	*	*	*	*	*	*	*	40	*
Task/Test Tasg/Prawf	*	*	*	*	*	*	*	*	40	*
Mathematics/Mathemateg										
TA results Canlyniadau AA	-	-	3.6	19.6	59.2	17.6	-	100	410	76.8
Task/Test Tasg/Prawf	-	0.5	3.4	18.1	61.8	16.2	-	100	410	78.0
Science/Gwyddoniaeth										
TA results Canlyniadau AA	-	-	2.4	17.6	63.5	16.4	-	100	410	80.0

Percentage of girls at each level/Canran y merched ar bob lefel

	D	A	W	1	2	3	4	Total Cyfanswm	Base/Sail	2+
English/Saesneg										
TA results Canlyniadau AA	-	-	0.8	12.4	66.5	20.0	0.3	100	360	86.8
Welsh/Cymraeg										
TA results Canlyniadau AA	*	*	*	*	*	*	*	*	50	*
Task/Test Tasg/Prawf	*	*	*	*	*	*	*	*	50	*
Mathematics/Mathemateg										
TA results Canlyniadau AA	-	-	0.5	11.1	68.5	19.7	0.2	100	410	88.4
Task/Test Tasg/Prawf	-	0.2	1.0	9.9	68.5	20.4	-	100	410	88.9
Science/Gwyddoniaeth										
TA results Canlyniadau AA	-	-	0.7	12.3	71.2	15.8	-	100	410	86.9

Percentage of boys and girls at each level/Canran y bechgyn a'r merched ar bob lefel

	D	A	W	1	2	3	4	Total Cyfanswm	Base/Sail	2+
English/Saesneg										
TA results Canlyniadau AA	-	-	3.9	16.7	64.3	15.0	0.1	100	730	79.4
Welsh/Cymraeg										
TA results Canlyniadau AA	*	*	*	*	*	*	*	*	100	*
Task/Test Tasg/Prawf	*	*	*	*	*	*	*	*	100	*
Mathematics/Mathemateg										
TA results Canlyniadau AA	-	-	2.1	15.4	63.8	18.7	0.1	100	820	82.6
Task/Test Tasg/Prawf	-	0.4	2.2	14.0	65.1	18.3	-	100	820	83.4
Science/Gwyddoniaeth										
TA results Canlyniadau AA	-	-	1.6	15.0	67.3	16.1	-	100	820	83.4

Caerphilly / Caerffili

Percentage of boys at each level/Canran y bechgyn ar bob lefel

	D	A	W	1	2	3	4	Total Cyfanswm	Base/Sail	2+
English/Saesneg										
TA results Canlyniadau AA	0.1	-	7.6	22.2	59.5	10.5	0.1	100	1,070	70.1
Welsh/Cymraeg										
TA results Canlyniadau AA	-	-	-	13.1	68.2	18.7	-	100	110	86.9
Task/Test Tasg/Prawf	-	-	-	12.1	72.0	15.9	-	100	110	87.9
Mathematics/Mathemateg										
TA results Canlyniadau AA	0.1	-	4.2	17.3	61.6	16.7	0.2	100	1,180	78.4
Task/Test Tasg/Prawf	0.2	0.1	5.4	14.1	62.4	17.8	-	100	1,180	80.3
Science/Gwyddoniaeth										
TA results Canlyniadau AA	0.1	-	2.4	16.8	65.8	15.0	-	100	1,180	80.7

Percentage of girls at each level/Canran y merched ar bob lefel

	D	A	W	1	2	3	4	Total Cyfanswm	Base/Sail	2+
English/Saesneg										
TA results Canlyniadau AA	-	-	3.4	15.6	62.4	18.6	-	100	1,070	81.1
Welsh/Cymraeg										
TA results Canlyniadau AA	-	-	-	2.4	70.4	27.2	-	100	130	97.6
Task/Test Tasg/Prawf	-	-	-	2.4	72.0	25.6	-	100	130	97.6
Mathematics/Mathemateg										
TA results Canlyniadau AA	-	-	1.8	15.0	65.5	17.6	-	100	1,200	83.1
Task/Test Tasg/Prawf	-	0.1	3.3	12.6	63.9	20.0	-	100	1,200	84.0
Science/Gwyddoniaeth										
TA results Canlyniadau AA	-	-	1.4	14.3	69.8	14.5	-	100	1,200	84.3

Percentage of boys and girls at each level/Canran y bechgyn a'r merched ar bob lefel

	D	A	W	1	2	3	4	Total Cyfanswm	Base/Sail	2+
English/Saesneg										
TA results Canlyniadau AA	0.0	-	5.5	18.9	61.0	14.6	0.0	100	2,140	75.6
Welsh/Cymraeg										
TA results Canlyniadau AA	-	-	-	7.3	69.4	23.3	-	100	230	92.7
Task/Test Tasg/Prawf	-	-	-	6.9	72.0	21.1	-	100	230	93.1
Mathematics/Mathemateg										
TA results Canlyniadau AA	0.0	-	3.0	16.2	63.6	17.1	0.1	100	2,380	80.8
Task/Test Tasg/Prawf	0.1	0.1	4.3	13.3	63.2	18.9	-	100	2,380	82.1
Science/Gwyddoniaeth										
TA results Canlyniadau AA	0.0	-	1.9	15.5	67.8	14.7	-	100	2,380	82.5

Blaenau Gwent

Percentage of boys at each level/Canran y bechgyn ar bob lefel

	D	A	W	1	2	3	4	Total Cyfanswm	Base/Sail	2+
English/Saesneg										
TA results Canlyniadau AA	-	-	4.3	20.5	66.9	8.3	-	100	490	75.2
Welsh/Cymraeg										
TA results Canlyniadau AA	*	*	*	*	*	*	*	*	30	*
Task/Test Tasg/Prawf	*	*	*	*	*	*	*	*	30	*
Mathematics/Mathemateg										
TA results Canlyniadau AA	-	-	3.4	18.9	64.7	13.0	-	100	520	77.7
Task/Test Tasg/Prawf	-	-	3.4	16.0	63.2	17.4	-	100	520	80.5
Science/Gwyddoniaeth										
TA results Canlyniadau AA	-	-	2.5	14.9	75.6	7.1	-	100	520	82.6

Percentage of girls at each level/Canran y merched ar bob lefel

	D	A	W	1	2	3	4	Total Cyfanswm	Base/Sail	2+
English/Saesneg										
TA results Canlyniadau AA	-	-	1.7	13.4	71.5	13.2	0.2	100	470	84.9
Welsh/Cymraeg										
TA results Canlyniadau AA	*	*	*	*	*	*	*	*	20	*
Task/Test Tasg/Prawf	*	*	*	*	*	*	*	*	20	*
Mathematics/Mathemateg										
TA results Canlyniadau AA	-	-	1.4	11.9	72.1	14.5	-	100	500	86.7
Task/Test Tasg/Prawf	-	0.2	1.8	10.7	70.5	16.8	-	100	500	87.3
Science/Gwyddoniaeth										
TA results Canlyniadau AA	-	-	1.4	8.9	80.6	9.1	-	100	500	89.7

Percentage of boys and girls at each level/Canran y bechgyn a'r merched ar bob lefel

	D	A	W	1	2	3	4	Total Cyfanswm	Base/Sail	2+
English/Saesneg										
TA results Canlyniadau AA	-	-	3.0	17.0	69.2	10.7	0.1	100	960	80.0
Welsh/Cymraeg										
TA results Canlyniadau AA	*	*	*	*	*	*	*	*	60	*
Task/Test Tasg/Prawf	*	*	*	*	*	*	*	*	60	*
Mathematics/Mathemateg										
TA results Canlyniadau AA	-	-	2.5	15.5	68.3	13.7	-	100	1,020	82.0
Task/Test Tasg/Prawf	-	0.1	2.6	13.4	66.7	17.1	-	100	1,020	83.8
Science/Gwyddoniaeth										
TA results Canlyniadau AA	-	-	2.0	12.0	78.0	8.0	-	100	1,020	86.1

Torfaen / Tor-faen

Percentage of boys at each level/Canran y bechgyn ar bob lefel

	D	A	W	1	2	3	4	Total Cyfanswm	Base/Sail	2+
English/Saesneg										
TA results Canlyniadau AA	0.2	-	4.1	17.9	63.0	14.9	-	100	640	77.9
Welsh/Cymraeg										
TA results Canlyniadau AA	*	*	*	*	*	*	*	*	30	*
Task/Test Tasg/Prawf	*	*	*	*	*	*	*	*	30	*
Mathematics/Mathemateg										
TA results Canlyniadau AA	0.2	-	3.5	11.5	62.6	22.3	-	100	660	84.9
Task/Test Tasg/Prawf	0.5	0.2	4.1	8.3	65.3	21.7	-	100	660	87.0
Science/Gwyddoniaeth										
TA results Canlyniadau AA	0.2	-	2.3	13.1	69.7	14.8	-	100	660	84.5

Percentage of girls at each level/Canran y merched ar bob lefel

	D	A	W	1	2	3	4	Total Cyfanswm	Base/Sail	2+
English/Saesneg										
TA results Canlyniadau AA	-	-	1.7	9.9	66.1	22.3	-	100	590	88.4
Welsh/Cymraeg										
TA results Canlyniadau AA	*	*	*	*	*	*	*	*	30	*
Task/Test Tasg/Prawf	*	*	*	*	*	*	*	*	30	*
Mathematics/Mathemateg										
TA results Canlyniadau AA	-	-	1.6	11.4	65.8	21.2	-	100	610	87.0
Task/Test Tasg/Prawf	0.2	-	2.3	8.3	65.0	24.3	-	100	610	89.3
Science/Gwyddoniaeth										
TA results Canlyniadau AA	-	-	1.1	9.6	72.5	16.8	-	100	610	89.3

Percentage of boys and girls at each level/Canran y bechgyn a'r merched ar bob lefel

	D	A	W	1	2	3	4	Total Cyfanswm	Base/Sail	2+
English/Saesneg										
TA results Canlyniadau AA	0.1	-	2.9	14.0	64.5	18.4	-	100	1,230	82.9
Welsh/Cymraeg										
TA results Canlyniadau AA	*	*	*	*	*	*	*	*	50	*
Task/Test Tasg/Prawf	*	*	*	*	*	*	*	*	50	*
Mathematics/Mathemateg										
TA results Canlyniadau AA	0.1	-	2.6	11.4	64.1	21.8	-	100	1,280	85.9
Task/Test Tasg/Prawf	0.3	0.1	3.2	8.3	65.2	22.9	-	100	1,280	88.1
Science/Gwyddoniaeth										
TA results Canlyniadau AA	0.1	-	1.7	11.4	71.0	15.7	-	100	1,280	86.8

Monmouthshire / Sir Fynwy

Percentage of boys at each level/Canran y bechgyn ar bob lefel

	D	A	W	1	2	3	4	Total Cyfanswm	Base/Sail	2+
English/Saesneg										
TA results Canlyniadau AA	0.4	-	2.2	11.9	64.0	21.5	-	100	510	85.5
Welsh/Cymraeg										
TA results Canlyniadau AA	*	*	*	*	*	*	*	*	10	*
Task/Test Tasg/Prawf	*	*	*	*	*	*	*	*	10	*
Mathematics/Mathemateg										
TA results Canlyniadau AA	0.4	-	1.7	10.7	60.7	26.4	-	100	520	87.2
Task/Test Tasg/Prawf	0.4	0.2	2.1	8.0	64.4	24.9	-	100	520	89.3
Science/Gwyddoniaeth										
TA results Canlyniadau AA	0.4	-	0.8	10.7	58.2	29.9	-	100	520	88.1

Percentage of girls at each level/Canran y merched ar bob lefel

	D	A	W	1	2	3	4	Total Cyfanswm	Base/Sail	2+
English/Saesneg										
TA results Canlyniadau AA	0.2	-	0.2	5.5	60.4	33.7	-	100	510	94.1
Welsh/Cymraeg										
TA results Canlyniadau AA	*	*	*	*	*	*	*	*	0	*
Task/Test Tasg/Prawf	*	*	*	*	*	*	*	*	0	*
Mathematics/Mathemateg										
TA results Canlyniadau AA	0.2	-	-	6.7	68.7	24.5	-	100	510	93.2
Task/Test Tasg/Prawf	0.2	0.2	-	5.1	69.9	24.7	-	100	510	94.5
Science/Gwyddoniaeth										
TA results Canlyniadau AA	0.2	-	-	7.0	64.0	28.8	-	100	510	92.8

Percentage of boys and girls at each level/Canran y bechgyn a'r merched ar bob lefel

	D	A	W	1	2	3	4	Total Cyfanswm	Base/Sail	2+
English/Saesneg										
TA results Canlyniadau AA	0.3	-	1.2	8.7	62.2	27.6	-	100	1,020	89.8
Welsh/Cymraeg										
TA results Canlyniadau AA	*	*	*	*	*	*	*	*	10	*
Task/Test Tasg/Prawf	*	*	*	*	*	*	*	*	10	*
Mathematics/Mathemateg										
TA results Canlyniadau AA	0.3	-	0.9	8.7	64.7	25.5	-	100	1,030	90.1
Task/Test Tasg/Prawf	0.3	0.2	1.1	6.6	67.1	24.8	-	100	1,030	91.9
Science/Gwyddoniaeth										
TA results Canlyniadau AA	0.3	-	0.4	8.9	61.1	29.3	-	100	1,030	90.4

Newport / Casnewydd

Percentage of boys at each level/Canran y bechgyn ar bob lefel

	D	A	W	1	2	3	4	Total Cyfanswm	Base/Sail	2+
English/Saesneg										
TA results Canlyniadau AA	0.5	-	2.2	18.0	62.7	16.4	0.2	100	960	79.3
Welsh/Cymraeg										
TA results Canlyniadau AA	*	*	*	*	*	*	*	*	20	*
Task/Test Tasg/Prawf	*	*	*	*	*	*	*	*	20	*
Mathematics/Mathemateg										
TA results Canlyniadau AA	0.5	-	1.4	12.1	62.3	23.7	-	100	980	86.0
Task/Test Tasg/Prawf	0.6	0.3	2.5	9.4	63.9	23.3	-	100	980	87.2
Science/Gwyddoniaeth										
TA results Canlyniadau AA	0.5	-	1.4	10.7	65.0	22.4	-	100	980	87.4

Percentage of girls at each level/Canran y merched ar bob lefel

	D	A	W	1	2	3	4	Total Cyfanswm	Base/Sail	2+
English/Saesneg										
TA results Canlyniadau AA	0.1	-	2.1	10.7	62.4	24.5	0.2	100	920	87.1
Welsh/Cymraeg										
TA results Canlyniadau AA	*	*	*	*	*	*	*	*	30	*
Task/Test Tasg/Prawf	*	*	*	*	*	*	*	*	30	*
Mathematics/Mathemateg										
TA results Canlyniadau AA	0.1	-	1.6	10.0	66.6	21.7	-	100	950	88.4
Task/Test Tasg/Prawf	0.2	0.2	2.0	8.6	65.1	23.9	-	100	950	89.0
Science/Gwyddoniaeth										
TA results Canlyniadau AA	0.1	-	1.4	7.8	68.5	22.2	-	100	950	90.8

Percentage of boys and girls at each level/Canran y bechgyn a'r merched ar bob lefel

	D	A	W	1	2	3	4	Total Cyfanswm	Base/Sail	2+
English/Saesneg										
TA results Canlyniadau AA	0.3	-	2.1	14.4	62.6	20.4	0.2	100	1,880	83.1
Welsh/Cymraeg										
TA results Canlyniadau AA	*	*	*	*	*	*	*	*	50	*
Task/Test Tasg/Prawf	*	*	*	*	*	*	*	*	50	*
Mathematics/Mathemateg										
TA results Canlyniadau AA	0.3	-	1.5	11.0	64.4	22.7	-	100	1,930	87.1
Task/Test Tasg/Prawf	0.4	0.3	2.2	9.0	64.5	23.6	-	100	1,930	88.1
Science/Gwyddoniaeth										
TA results Canlyniadau AA	0.3	-	1.4	9.2	66.7	22.3	-	100	1,930	89.1

Cardiff / Caerdydd

Percentage of boys at each level/Canran y bechgyn ar bob lefel

	D	A	W	1	2	3	4	Total Cyfanswm	Base/Sail	2+
English/Saesneg										
TA results Canlyniadau AA	0.5	-	4.7	20.2	58.8	15.8	-	100	1,930	74.7
Welsh/Cymraeg										
TA results Canlyniadau AA	0.6	-	1.1	17.6	58.0	22.7	-	100	180	80.7
Task/Test Tasg/Prawf	0.6	-	1.1	15.3	58.0	25.0	-	100	180	83.0
Mathematics/Mathemateg										
TA results Canlyniadau AA	0.4	-	3.0	14.2	60.7	21.7	-	100	2,110	82.4
Task/Test Tasg/Prawf	0.4	0.7	3.8	11.8	61.8	21.6	-	100	2,110	83.4
Science/Gwyddoniaeth										
TA results Canlyniadau AA	0.4	-	2.3	14.5	62.7	20.0	-	100	2,110	82.7

Percentage of girls at each level/Canran y merched ar bob lefel

	D	A	W	1	2	3	4	Total Cyfanswm	Base/Sail	2+
English/Saesneg										
TA results Canlyniadau AA	0.6	-	2.3	12.4	62.1	22.6	-	100	1,810	84.7
Welsh/Cymraeg										
TA results Canlyniadau AA	0.6	-	-	8.4	60.9	30.2	-	100	180	91.1
Task/Test Tasg/Prawf	0.6	-	-	7.8	58.1	33.5	-	100	180	91.6
Mathematics/Mathemateg										
TA results Canlyniadau AA	0.6	-	2.3	11.0	66.7	19.5	-	100	1,990	86.2
Task/Test Tasg/Prawf	0.6	0.8	2.6	10.2	67.1	18.8	-	100	1,990	85.9
Science/Gwyddoniaeth										
TA results Canlyniadau AA	0.6	-	1.9	12.4	68.0	17.2	-	100	1,990	85.2

Percentage of boys and girls at each level/Canran y bechgyn a'r merched ar bob lefel

	D	A	W	1	2	3	4	Total Cyfanswm	Base/Sail	2+
English/Saesneg										
TA results Canlyniadau AA	0.5	-	3.5	16.4	60.4	19.1	-	100	3,750	79.5
Welsh/Cymraeg										
TA results Canlyniadau AA	0.6	-	0.6	13.0	59.4	26.5	-	100	360	85.9
Task/Test Tasg/Prawf	0.6	-	0.6	11.5	58.0	29.3	-	100	360	87.3
Mathematics/Mathemateg										
TA results Canlyniadau AA	0.5	-	2.7	12.6	63.6	20.6	-	100	4,100	84.2
Task/Test Tasg/Prawf	0.5	0.7	3.2	11.0	64.3	20.3	-	100	4,100	84.6
Science/Gwyddoniaeth										
TA results Canlyniadau AA	0.5	-	2.1	13.5	65.3	18.7	-	100	4,100	84.0



**ANNUAL SUMMARIES
CRYNODEBAU BLYNYDDOL**

3
**section
adran**

National Curriculum Assessment Results In Wales: 1999

Canlyniadau Aseidiadau'r Cwricwlwm Cenedlaethol Yng Nghymru: 1999



KEY STAGE 1 TASK/TEST RESULTS: 1999 CRYNODEB O GANLYNIADAU TASGAU/PROFION CYFNOD ALLWEDDOL 1:1999

Level of attainment by subject and attainment target.
Lefelau cyrhaeddiad yn ôl pwnc a tharged cyrhaeddiad.

pPercentage of boys at each level/canran y bechgyn ar bob lefel

	D	A	W	1	2	3	Total Cyfanswm	Base Sail	2+
ENGLISH/SAESNEG*									
Reading/Darllen	1	0	5	19	55	20	100	15,830	75
Writing/Ysgrifennu	0	1	8	15	71	5	100	15,830	76
WELSH/CYMRAEG									
Speaking, Listening and Viewing/ Siarad, Gwrandio a Gwylio	1	0	1	14	66	18	100	3,420	84
Reading/Darllen	1	0	2	15	65	17	100	3,420	82
Writing/Ysgrifennu	0	0	3	20	60	17	100	3,420	77
Writing/Ysgrifennu	0	0	4	25	64	7	100	3,420	71
MATHEMATICS/MATHEMATEG									
	1	0	3	12	63	21	100	19,250	84

percentage of girls at each level/canran y merched ar bob lefel

	D	A	W	1	2	3	Total Cyfanswm	Base Sail	2+
ENGLISH/SAESNEG*									
Reading/Darllen	0	0	2	12	55	31	100	15,050	86
Writing/Ysgrifennu	0	0	4	9	76	11	100	15,050	87
WELSH/CYMRAEG									
Speaking, Listening and Viewing/ Siarad, Gwrandio a Gwylio	1	0	1	7	64	27	100	3,420	91
Reading/Darllen	0	1	1	8	65	25	100	3,420	90
Writing/Ysgrifennu	0	0	1	12	60	27	100	3,420	87
Writing/Ysgrifennu	0	0	2	14	70	14	100	3,420	84
MATHEMATICS/MATHEMATEG									
	0	0	2	10	67	21	100	18,480	88

percentage of boys and girls at each level/canran y bechgyn a'r merched ar bob lefel

	D	A	W	1	2	3	Total Cyfanswm	Base Sail	2+
ENGLISH/SAESNEG*									
Reading/Darllen	0	0	4	16	55	25	100	30,880	80
Writing/Ysgrifennu	0	1	6	12	73	8	100	30,890	81
WELSH/CYMRAEG									
Speaking, Listening and Viewing/ Siarad, Gwrandio a Gwylio	1	0	1	11	65	22	100	6,840	87
Reading/Darllen	1	0	1	12	65	21	100	6,840	86
Writing/Ysgrifennu	0	0	2	16	60	22	100	6,840	82
Writing/Ysgrifennu	1	0	3	19	67	10	100	6,840	77
MATHEMATICS/MATHEMATEG									
	0	0	3	11	65	21	100	37,730	86

*: No subject level derived from the Tasks and Tests
Ni chafwyd lefel pwnc o'r Tasgau a'r Profion.

D: Excepted or disappplied under Sections 364 and 365 of the Education Act 1996
Wedi'u heithrio neu wedi'u datgymhwyso o dan Adranau 364 a 365 o Ddeddf Addysg 1996.

W: Working towards level 1
Yn gweithio tuag at lefel 1.

n/a: Not applicable/Dim yn gymwys

SUMMARY OF KEY STAGE 1 TASK/TEST RESULTS: 1999 / CRYNODEB O GANLYNIADAU TASGAU/PROFION CYFNOD ALLWEDDOL 1: 1999
FINE GRADING RESULTS AT LEVEL 2 / CANLYNIADAU GRADDAU MANWL AR LEFEL 2

percentage of boys at each level/canran y bechgyn ar bob lefel

	X	D	A	W	1	L	2C	2B	2A	Total2/Cyfanswm 2	3	Total/Cyfanswm	Base/Sail 2+
ENGLISH/SAESNEG*													
Reading: task/Darllen: tasg	20	1	0	5	19	-	19	20	16	55	-	100	15,830
Reading: comprehension test													
Prawf/Darllen a Deal	24	1	0	-	3	3	19	18	15	52	20	100	15,830
Reading/Darllen	-	1	0	5	19	-	-	-	-	55	20	100	15,830
Ysgrifennu/Writing	-	0	1	8	15	-	33	25	13	71	5	100	15,830
CYMRAG/WELSH													
Llataredd/Oracy	-	1	0	1	14	-	-	-	-	66	18	100	3,420
Darllen/Reading	-	1	0	2	15	-	-	-	-	65	17	100	3,420
Ysgrifennu/Writing	-	0	0	3	20	-	-	-	-	60	17	100	3,420
MATHEMATICS / MATHEMATEG													
MATHEMATICS / MATHEMATEG	-	1	0	3	12	-	23	20	20	63	21	100	19,250

percentage of girls at each level/canran y merched ar bob lefel

	X	D	A	W	1	L	2C	2B	2A	Total2/Cyfanswm 2	3	Total/Cyfanswm	Base/Sail 2+
ENGLISH/SAESNEG*													
Reading: task/Darllen: tasg	31	0	0	2	12	-	17	20	18	55	-	100	15,050
Reading: comprehension test													
Prawf/Darllen a Deal	14	0	0	-	3	3	18	18	16	52	31	100	15,050
Reading/Darllen	-	0	0	2	12	-	-	-	-	55	31	100	15,050
Ysgrifennu/Writing	-	0	0	4	9	-	28	29	19	76	11	100	15,050
CYMRAG/WELSH													
Llataredd/Oracy	-	1	0	1	7	-	-	-	-	64	27	100	3,420
Darllen/Reading	-	0	1	1	8	-	-	-	-	65	25	100	3,420
Ysgrifennu/Writing	-	0	0	1	12	-	-	-	-	60	27	100	3,420
MATHEMATICS / MATHEMATEG													
MATHEMATICS / MATHEMATEG	-	0	0	2	10	-	23	22	22	67	21	100	18,480

percentage of boys and girls at each level/canran y bechgyn a'r merched ar bob lefel

	X	D	A	W	1	L	2C	2B	2A	Total2/Cyfanswm 2	3	Total/Cyfanswm	Base/Sail 2+
ENGLISH/SAESNEG*													
Reading: task/Darllen: tasg	25	0	0	4	16	-	18	20	17	55	-	100	30,880
Reading: comprehension test													
Prawf/Darllen a Deal	19	1	0	-	3	3	19	18	15	52	25	100	30,880
Reading/Darllen	-	0	0	4	16	-	-	-	-	55	25	100	30,880
Ysgrifennu/Writing	-	0	1	6	12	-	31	26	16	73	8	100	30,880
CYMRAG/WELSH													
Llataredd/Oracy	-	1	0	1	11	-	-	-	-	65	22	100	6,840
Darllen/Reading	-	1	0	1	12	-	-	-	-	65	21	100	6,840
Ysgrifennu/Writing	-	0	0	2	16	-	-	-	-	60	22	100	6,840
MATHEMATICS / MATHEMATEG													
MATHEMATICS / MATHEMATEG	-	1	0	3	19	-	-	-	-	67	10	100	6,840
MATHEMATICS / MATHEMATEG													
MATHEMATICS / MATHEMATEG	-	0	0	3	11	-	23	21	21	65	21	100	37,730

X: not required to be entered/nid oedd yn ofynnol eu cofrestru D:disapplied under Sections 364 or 365 of the Education Act 1996/wedi'u datgymhyso o dan Achrannau 364 a 365 a Ddeddf Addysg 1996.
A: not assessed due to absence/ni aseswyd oherwydd absenoldeb W: working towards level 1/Yn gweithio tuag at lefel 1. L: below level 2 threshold/yn gweithio dan drothwy lefel 2.

SUMMARY OF KEY STAGE 1 TEACHER ASSESSMENT RESULTS: 1999
CRYNODEB O GANLYNIADAU ASESIADAU
ATHRAWON CYFNOD ALLWEDDOL 1:1999

Level of attainment by subject and attainment target.
Lefelau Cyrhaeddiad yn ôl Pwnc a Tharged Cyrhaeddiad.

percentage of boys at each level/canran y bechgyn ar bob lefel

	D	W	1	2	3	4	Total Cyfanswm	Base Sail	2+
ENGLISH/SAESNEG	0	5	19	63	13	0	100	15,830	76
Speaking and Listening Siarad a Gwrando	1	3	16	64	16	0	100	15,830	80
Reading/Darllen	0	5	19	56	20	0	100	15,830	76
Writing/Ysgrifennu	1	7	19	66	7	0	100	15,830	73
WELSH/CYMRAEG	0	2	15	66	17	0	100	3,430	83
Speaking, Listening and Viewing Siarad, Gwrando a Gwyllo	1	2	16	65	16	0	100	3,430	81
Reading/Darllen	0	3	21	60	16	0	100	3,430	76
Writing/Ysgrifennu	1	4	26	63	6	0	100	3,430	69
MATHEMATICS/MATHEMATEG	0	3	14	63	20	0	100	19,250	83
Using and applying mathematics Defnyddio a chymhwyso mathemateg	0	4	18	63	15	0	100	19,250	78
Number and Algebra Rhif ac Algebra	0	3	15	63	19	0	100	19,250	82
Shape, space and measures Siâp, gofod a mesuriadau	0	3	16	65	16	0	100	19,250	81
SCIENCE/GWYDDONIAETH	0	2	14	68	16	0	100	19,250	84
Experimental and investigative science Gwyddoniaeth arbrofol ac ymchwiliol	0	3	17	67	13	0	100	19,250	80
Life Processes and living things Prosesau bywyd a phethau byw	0	2	11	69	18	0	100	19,250	87
Materials and their properties Defnyddiau a'u priodweddau	0	2	13	70	15	0	100	19,250	85
Physical processes Prosesau ffisegol	0	2	15	69	14	0	100	19,250	83

percentage of girls at each level/canran y merched ar bob lefel

ENGLISH/SAESNEG	0	2	11	65	22	0	100	15,050	87
Speaking and Listening Siarad a Gwrando	0	2	10	66	22	0	100	15,050	88
Reading/Darllen	0	2	12	56	30	0	100	15,050	86
Writing/Ysgrifennu	0	3	12	72	13	0	100	15,050	85
WELSH/CYMRAEG	0	1	8	65	26	0	100	3,440	91
Speaking, Listening and Viewing Siarad, Gwrando a Gwyllo	0	1	9	66	24	0	100	3,440	90
Reading/Darllen	0	1	12	61	26	0	100	3,440	87
Writing/Ysgrifennu	0	2	15	69	14	0	100	3,440	83
MATHEMATICS/MATHEMATEG	0	2	10	69	19	0	100	18,470	88
Using and applying mathematics Defnyddio a chymhwyso mathemateg	0	2	15	69	14	0	100	18,470	83
Number and Algebra Rhif ac Algebra	0	2	11	69	18	0	100	18,470	87
Shape, space and measures Siâp, gofod a mesuriadau	0	2	12	70	16	0	100	18,470	86
SCIENCE/GWYDDONIAETH	0	1	11	73	15	0	100	18,480	88
Experimental and investigative science Gwyddoniaeth arbrofol ac ymchwiliol	0	2	13	72	13	0	100	18,480	85
Life Processes and living things Prosesau bywyd a phethau byw	0	1	8	73	18	0	100	18,480	91
Materials and their properties Defnyddiau a'u priodweddau	0	1	10	74	15	0	100	18,480	89
Physical processes Prosesau ffisegol	0	1	12	74	13	0	100	18,480	87

SUMMARY OF KEY STAGE 1 TEACHER ASSESSMENT RESULTS: 1999
CRYNODEB O GANLYNIADAU ASESIADAU ATHRAWON CYFNOD
ALLWEDDOL 1: 1999

percentage of boys and girls at each level/canran y bechgyn a'r merched ar bob lefel

	D	W	1	2	3	4	Total Cyfanswm	Base Sail	2+
ENGLISH/SAESNEG	0	4	15	64	17	0	100	30,890	81
Speaking and Listening Siarad a Gwrando	0	3	13	65	19	0	100	30,890	84
Reading/Darllen	0	3	16	56	25	0	100	30,890	81
Writing/Ysgrifennu	0	5	16	69	10	0	100	30,890	79
WELSH/CYMRAEG	0	1	12	66	21	0	100	6,870	87
Speaking, Listening and Viewing Siarad, Gwrando a Gwyllo	0	2	12	66	20	0	100	6,870	86
Reading/Darllen	1	2	16	60	21	0	100	6,870	81
Writing/Ysgrifennu	1	3	20	66	10	0	100	6,870	76
MATHEMATICS/MATHEMATEG	0	2	12	66	20	0	100	37,730	86
Using and applying mathematics Defnyddio a chymhwyso mathemateg	0	3	17	66	14	0	100	37,730	80
Number and Algebra Rhif ac Algebra	0	2	13	66	19	0	100	37,730	85
Shape, space and measures Siâp, gofod a mesuriadau	0	2	14	68	16	0	100	37,730	84
SCIENCE/GWYDDONIAETH	0	2	12	71	15	0	100	37,730	86
Experimental and investigative science Gwyddoniaeth arbrofol ac ymchwilio	1	2	15	69	13	0	100	37,730	82
Life Processes and living things Prosesau bywyd a phethau byw	0	1	10	71	18	0	100	37,730	89
Materials and their properties Defnyddiau a'u priodweddau	0	2	11	72	15	0	100	37,730	87
Physical processes Prosesau ffisegol	0	2	13	71	14	0	100	37,730	85

D: Exceeded or disappled under Sections 364 or 365 of the Education Act 1996
 Wedi'u heithrio neu wedi'u datgymhwyso o dan Adrannau 364 a 365 o Ddeddf Addysg 1996.

W: Working towards level 1.
 Yn gweithio tuag at lefel 1.

SUMMARY OF NATIONAL CURRICULUM ASSESSMENT RESULTS: 1999 KEY STAGE 1: 7 YEAR OLDS

		Percentage of pupils at each level							TOTAL
		D	A	W	1	2	3	4+	
ENGLISH Teacher Assessment	School								
	National	0	0	4	15	64	17	0	100
Reading Teacher Assessment	School								
	National	0	0	3	16	56	25	0	100
Task/Test	School								
	National	0	0	4	16	55	25		100
Writing Teacher Assessment	School								
	National	0	0	5	16	69	10	0	100
Task/Test	School								
	National	0	1	6	12	73	8		100
Speaking & Listening Teacher Assessment	School								
	National	0	0	3	13	65	19	0	100
MATHEMATICS Teacher Assessment	School								
	National	0	0	2	12	66	20	0	100
Task/Test	School								
	National	0	0	3	11	65	21		100
SCIENCE Teacher Assessment	School								
	National	0	0	2	12	71	15	0	100

Of those entered for the statutory Spelling Test the percentage at each level

Spelling Test:		A	W	1	2	3
	School					
	National	0	0	14	64	22

Key Stage 1 Core Subject Indicator* - Teacher Assessment only. The percentage of pupils attaining at least level 2 in English or Welsh (first language), Mathematics and Science in combination:

In the School:

In Wales: 78 per cent

*For inclusion in prospectuses and governors' annual reports, not individual pupil reports.

D: Exempted or disapplied under Sections 364 or 365 of the Education Act 1996.

A: Pupils who were absent from the Tasks/Tests.

W: Working towards level 1.

**CRYNODEB O GANLYNIADAU ASESIADAU'R CWRICWLWM
CENEDLAETHOL: 1999
CYFNOD ALLWEDOL 1: DISGYBLION 7 OED**

		Canran y disgyblion ar bob lefel							CYFANSWM
		D	A	W	1	2	3	4+	
CYMRAEG Asesiadau Athrawon	Ysgol								
	Cenedlaethol	0	0	1	12	66	21	0	100
	Tasg/Prawf								
	Cenedlaethol	1	0	1	11	65	22		100
Llafaredd Asesiadau Athrawon	Ysgol								
	Cenedlaethol	0	0	2	12	66	20	0	100
	Tasg/Prawf								
	Cenedlaethol	1	0	1	12	65	21		100
Darllen Asesiadau Athrawon	Ysgol								
	Cenedlaethol	1	0	2	16	60	21	0	100
	Tasg/Prawf								
	Cenedlaethol	0	0	2	16	60	22		100
Ysgrifennu Asesiadau Athrawon	Ysgol								
	Cenedlaethol	1	0	3	20	66	10	0	100
	Tasg/Prawf								
	Cenedlaethol	1	0	3	19	67	10		100
MATHEMATEG Asesiadau Athrawon	Ysgol								
	Cenedlaethol	0	0	2	12	66	20	0	100
	Tasg/Prawf								
	Cenedlaethol	0	0	3	11	65	21		100
GWYDDONIAETH Asesiadau Athrawon	Ysgol								
	Cenedlaethol	0	0	2	12	71	15	0	100

Dangosydd Pynciau Craidd Cyfnod Allweddol 1*- Asesiadau Athrawon yn unig. Y ganran o ddisgyblion sy'n cyrraedd o leiaf lefel 2 mewn Cymraeg (iaith gyntaf) Saesneg, Mathemateg a Gwyddoniaeth:

Yn yr Ysgol:

Yng Nghymru:78 y cant

* I'w cynnwys yn llyfrynnau ac adroddiadau blynyddol y llywodraethwyr, nid yn adroddiadau'r disgyblion unigol
D: Wedi'u heithrio neu wedi'u datgymhwyso o dan Adran 364 neu 365 o Ddeddf Addysg 1996.
A: Disgyblion a fethodd â chofnodi lefel oherwydd absenoldeb.
W: Yn gweithio tuag at lefel 1.

KEY STAGE 1 TASK/TEST RESULTS: 1996-1999
CANLYNIADAU TASGAU/PROFION CYFNOD ALLWEDDOL 1:1996-1999

percentage of boys at each level/canran y bechgyn ar bob lefel

		D	W	1	2	3	4	Total Cyfanswm	2+
English/Saesneg*									
Reading/Darllen	1996	1	5	22	52	20	0	100	72
	1997	1	5	20	56	18	0	100	74
	1998	1	5	20	56	18	-	100	74
	1999	1	5	19	55	20	-	100	75
Writing/Ysgrifennu	1996	1	8	19	68	4	0	100	72
	1997	1	8	17	70	4	0	100	74
	1998	1	8	17	69	5	-	100	74
	1999	0	8	15	71	5	-	100	76
Cymraeg/Welsh									
Siarad, Gwrando a Gwylio/ Speaking, Listening and Viewing	1996	2	2	17	65	14	0	100	79
	1997	1	2	16	66	15	0	100	81
	1998	1	1	15	67	16	-	100	83
	1999	1	1	14	66	18	-	100	84
Darllen/Reading	1996	1	3	25	59	12	0	100	71
	1997	1	3	23	60	13	0	100	73
	1998	1	2	20	62	15	-	100	77
	1999	0	3	20	60	17	-	100	77
Ysgrifennu/Writing	1996	2	4	31	59	4	0	100	63
	1997	2	4	31	58	5	0	100	63
	1998	2	4	27	63	4	-	100	67
	1999	0	4	25	64	7	-	100	71
MATHEMATICS/MATHEMATEG									
	1996	1	3	16	61	19	0	100	80
	1997	1	2	15	63	19	0	100	82
	1998	1	3	14	63	19	-	100	82
	1999	1	3	12	63	21	-	100	84

*D: Excepted or disappled under Sections 364 or 365 of the Education Act 1996 or in the case of the Task/Test were absent.
 Wedi'u heithrio neu wedi'u datgymhwyso o dan Adrannau 364 neu 365 o Ddeddf Addysg 1996, neu yn achos y Tasgau/Profion a oedd yn absennol.*

*W: Working towards level 1.
 Yn gweithio tuag at lefel 1.*

**No level derived from the Tasks and Tests.
 Ni chafwyd lefel o'r Tasgau a'r Profion.*

KEY STAGE 1 TASK/TEST RESULTS: 1996-1999

CANLYNIADAU TASGAU/PROFION CYFNOD ALLWEDDOL 1:1996-1999

percentage of girls at each level/canran y merched ar bob lefel

		D	W	1	2	3	4	Total Cyfanswm	2+
English/Saesneg*									
Reading/Darllen	1996	1	2	14	53	30	0	100	83
	1997	1	2	12	58	27	0	100	85
	1998	1	2	13	57	27	-	100	84
	1999	0	2	12	55	31	-	100	86
Writing/Ysgrifennu	1996	1	4	11	77	7	0	100	84
	1997	1	4	10	76	9	0	100	85
	1998	1	4	10	76	9	-	100	85
	1999	0	4	9	76	11	-	100	87
Cymraeg/Welsh									
	1996	1	1	11	64	23	0	100	87
	1997	1	1	9	68	21	0	100	89
	1998	1	0	9	66	24	-	100	90
	1999	1	1	7	64	27	-	100	91
Siarad, Gwrandio a Gwylio/ Speaking, Listening and Viewing	1996	1	1	12	64	22	0	100	86
	1997	1	1	11	67	20	0	100	87
	1998	0	1	11	65	23	-	100	88
	1999	1	1	8	65	25	-	100	90
Darllen/Reading	1996	1	1	16	61	21	0	100	82
	1997	1	1	13	64	21	0	100	85
	1998	0	1	11	64	24	-	100	88
	1999	0	1	12	60	27	-	100	87
Ysgrifennu/Writing	1996	1	3	20	68	8	0	100	76
	1997	1	1	19	71	8	0	100	79
	1998	1	2	16	71	10	0	100	81
	1999	0	2	14	70	14	-	100	84
MATHEMATICS/MATHEMATEG									
	1996	1	2	13	67	17	0	100	84
	1997	1	1	12	68	18	0	100	86
	1998	0	2	11	69	18	-	100	87
	1999	0	2	10	67	21	-	100	88

D: Excepted or disapplied under Sections 364 or 365 of the Education Act 1996 or in the case of the Task/Test were absent.
Wedi'u heithrio neu wedi'u datgymhwysu o dan Adranau 364 neu 365 o Ddeddf Addysg 1996, neu yn achos y Tasgau/Profion a oedd yn absennol.

W: Working towards level 1.
Yn gweithio tuag at lefel 1.

*No level derived from the Tasks and Tests.
Ni chafwyd lefel o'r Tasgau a'r Profion.

KEY STAGE 1 TASK/TEST RESULTS: 1996-1999
CANLYNIADAU TASGAU/PROFION CYFNOD ALLWEDDOL 1:1996-1999

percentage of boys and girls at each level/canran y bechgyn a'r merched ar bob lefel

		D	W	1	2	3	4	Total Cyfanswm	2+
English/Saesneg*									
Reading/Darllen	1996	1	4	18	52	25	0	100	77
	1997	1	3	16	57	23	0	100	80
	1998	0	4	17	56	23	-	100	79
	1999	0	4	16	55	25	-	100	80
Writing/Ysgrifennu	1996	1	6	15	73	5	0	100	78
	1997	1	6	14	73	6	0	100	79
	1998	1	6	14	72	7	-	100	79
	1999	1	6	12	73	8	-	100	81
Cymraeg/Welsh									
Siarad, Gwranddo a Gwyllo/ Speaking, Listening and Viewing	1996	2	1	14	65	18	0	100	83
	1997	1	1	13	67	18	0	100	85
	1998	1	1	12	66	20	-	100	86
	1999	1	1	11	65	22	-	100	87
Darllen/Reading	1996	1	2	15	63	19	0	100	82
	1997	1	1	14	66	18	0	100	84
	1998	1	1	13	65	20	-	100	85
	1999	1	1	12	65	21	-	100	86
Ysgrifennu/Writing	1996	1	2	20	60	17	0	100	77
	1997	1	2	18	62	17	0	100	79
	1998	1	2	15	63	19	-	100	82
	1999	0	2	16	60	22	-	100	82
MATHEMATICS/MATHEMATEG	1996	2	3	25	64	6	0	100	70
	1997	1	3	25	65	6	0	100	71
	1998	1	3	22	67	7	-	100	74
	1999	1	3	19	67	10	-	100	77

*D: Excepted or disapplied under Sections 364 or 365 of the Education Act 1996 or in the case of the Task/Test were absent.
 Wedi'u heithrio neu wedi'u datgymhwyso o dan Adranau 364 neu 365 o Ddeddf Addysg 1996, neu yn achos Tasgau/Profion a oedd yn absennol.*

*W: Working towards level 1.
 Yn gweithio tuag at lefel 1.*

**No level derived from the Tasks and Tests.
 Ni chafwyd lefel o'r Tasgau a'r Profion.*

KEY STAGE 1 TEACHER ASSESSMENT RESULTS: 1996-1999
CANLYNIADAU ASESIADAU ATHRAWON CYFNOD ALLWEDDOL 1:1996-1999

percentage of boys at each level/canran y bechgyn ar bob lefel

		D	W	1	2	3	4	Total Cyfanswm	2+
English/Saesneg									
	1996	0	5	22	63	10	0	100	73
	1997	0	5	20	64	11	0	100	75
	1998	0	5	20	63	12	0	100	75
	1999	0	5	19	63	13	0	100	76
Speaking, Listening/Siarad a Gwranddo	1996	0	3	20	65	12	0	100	77
	1997	0	3	18	66	13	0	100	79
	1998	0	3	18	65	14	0	100	79
	1999	1	3	16	64	16	0	100	80
Reading/Darllen	1996	0	5	23	54	18	0	100	72
	1997	0	5	20	57	18	0	100	75
	1998	1	5	20	56	18	0	100	74
	1999	0	5	19	56	20	0	100	76
Writing/Ysgrifennu	1996	0	7	23	65	5	0	100	70
	1997	0	7	21	66	6	0	100	72
	1998	0	8	20	65	7	0	100	72
	1999	1	7	19	66	7	0	100	73
Cymraeg/Welsh									
	1996	1	2	18	65	14	0	100	79
	1997	1	2	16	66	15	0	100	81
	1998	1	1	16	67	15	0	100	82
	1999	0	2	15	66	17	0	100	83
Siarad Gwranddo a Gwyllo/ Speaking, Listening & Viewing	1996	1	2	19	63	15	0	100	78
	1997	1	3	17	65	14	0	100	79
	1998	1	2	17	65	15	0	100	80
	1999	1	2	16	65	16	0	100	81
Darllen/Reading	1996	1	3	25	60	11	0	100	71
	1997	1	3	23	60	13	0	100	73
	1998	1	3	20	62	14	0	100	76
	1999	0	3	21	60	16	0	100	76
Ysgrifennu/Writing	1996	1	5	32	58	4	0	100	62
	1997	1	5	31	58	5	0	100	63
	1998	1	4	29	61	5	0	100	66
	1999	1	4	26	63	6	0	100	69

*D: Excepted or disappplied under Sections 364 or 365 of the Education Act 1996.
Wedi'u heithrio neu wedi'u datgymhwysyo o dan Adrannau 364 neu 365 o Ddeddf Addysg 1996.*

*W: Working towards level 1.
Yn gweithio tuag at lefel 1.*

KEY STAGE 1 TEACHER ASSESSMENT RESULTS: 1996-1999
CANLYNIADAU ASESIADAU ATHRAWON CYFNOD ALLWEDDOL 1:1996-1999

percentage of boys at each level/canran y bechgyn ar bob lefel

		D	W	1	2	3	4	Total Cyfanswm	2+
Mathematics/Mathemateg	1996	0	3	19	66	12	0	100	78
	1997	0	2	16	67	15	0	100	82
	1998	0	3	15	65	17	0	100	82
	1999	0	3	14	63	20	0	100	83
	Using and applying mathematics Defnyddio a chymhwyso mathemateg	1996	0	4	23	64	9	0	100
	1997	0	3	21	65	11	0	100	76
	1998	0	3	20	64	13	0	100	77
	1999	0	4	18	63	15	0	100	78
Number & Algebra/Rhif ac Algebra	1996	0	3	19	66	12	0	100	78
	1997	0	2	17	67	14	0	100	81
	1998	0	3	16	65	16	0	100	81
	1999	0	3	15	63	19	0	100	82
	Shape, space and measures Siâp, gofod a mesuriadau	1996	0	3	22	66	9	0	100
	1997	0	2	18	68	12	0	100	80
	1998	0	3	17	67	13	0	100	80
	1999	0	3	16	65	16	0	100	81
Science/Gwyddoniaeth	1996	0	2	17	71	10	0	100	81
	1997	0	2	16	72	10	0	100	82
	1998	0	2	14	71	13	0	100	84
	1999	0	2	14	68	16	0	100	84
	Experimental & investigative science Gwyddoniaeth arbrofol ac ymchwiliol	1996	0	3	21	68	8	0	100
	1997	0	2	20	69	9	0	100	78
	1998	0	3	18	68	11	0	100	79
	1999	0	3	17	67	13	0	100	80
Life processes and living things Prosesau bywyd a phethau byw	1996	0	2	13	73	12	0	100	85
	1997	0	2	12	73	13	0	100	86
	1998	0	2	12	71	15	0	100	86
	1999	0	2	11	69	18	0	100	87
	Materials and their properties Defnyddiau a'u priodweddau	1996	0	2	14	74	10	0	100
1997		0	2	14	74	10	0	100	84
1998		0	2	13	72	13	0	100	85
1999		0	2	13	70	15	0	100	85
Physical processes/Prosesau ffisegol		1996	0	3	20	69	8	0	100
	1997	0	2	18	71	9	0	100	80
	1998	0	2	16	70	12	0	100	82
	1999	0	2	15	69	14	0	100	83

D: Exempted or disapplied under Sections 364 or 365 of the Education Act 1996.

Wedi'u heithrio neu wedi'u datgymhwyso o dan Adrannau 364 neu 365 o Ddeddf Addysg 1996.

W: Working towards level 1.

Yn gweithio tuag at lefel 1.

KEY STAGE 1 TEACHER ASSESSMENT RESULTS: 1996-1999

CANLYNIADAU ASESIADAU ATHRAWON CYFNOD ALLWEDDOL 1:1996-1999

percentage of girls at each level/canran y merched ar bob lefel

		D	W	1	2	3	4	Total Cyfanswm	2+
English/Saesneg									
	1996	0	2	14	68	16	0	100	84
	1997	0	2	12	68	18	0	100	86
	1998	0	3	12	66	19	0	100	85
	1999	0	2	11	65	22	0	100	87
Speaking, Listening/Siarad a Gwrando	1996	0	2	13	69	16	0	100	85
	1997	0	2	12	67	19	0	100	86
	1998	0	2	11	68	19	0	100	87
	1999	0	2	10	66	22	0	100	88
Reading/Darllen	1996	0	2	14	56	28	0	100	84
	1997	0	2	13	57	28	0	100	85
	1998	0	3	13	57	27	0	100	84
	1999	0	2	12	56	30	0	100	86
Writing/Ysgrifennu	1996	0	4	14	73	9	0	100	82
	1997	0	4	13	72	11	0	100	83
	1998	0	4	13	71	12	0	100	83
	1999	0	3	12	72	13	0	100	85
Cymraeg/Welsh									
	1996	1	1	11	65	22	0	100	87
	1997	0	1	9	69	21	0	100	90
	1998	0	1	9	66	24	0	100	90
	1999	0	1	8	65	26	0	100	91
Siarad Gwrando a Gwyllo Speaking, Listening & Viewing	1996	1	1	12	65	21	0	100	86
	1997	1	1	10	69	19	0	100	88
	1998	0	1	11	65	23	0	100	88
	1999	0	1	9	66	24	0	100	90
Darllen/Reading	1996	1	2	15	61	21	0	100	82
	1997	0	1	14	64	21	0	100	85
	1998	0	1	12	63	24	0	100	87
	1999	0	1	12	61	26	0	100	87
Ysgrifennu/Writing	1996	1	3	20	68	8	0	100	76
	1997	0	2	19	70	9	0	100	79
	1998	0	2	17	70	11	0	100	81
	1999	0	2	15	69	14	0	100	83

D: Exempted or disapplied under Sections 364 or 365 of the Education Act 1996.
Wedi'u heithrio neu wedi'u datgymhwyso o dan Adranau 364 neu 365 o Ddeddf Addysg 1996.

W: Working towards level 1.
Yn gweithio tuag at lefel 1.

KEY STAGE 1 TEACHER ASSESSMENT RESULTS: 1996-1999
CANLYNIADAU ASESIADAU ATHRAWON CYFNOD ALLWEDDOL 1:1996-1999

percentage of girls at each level/canran y merched ar bob lefel

		D	W	1	2	3	4	Total Cyfanswm	2+
Mathematics/Mathemateg	1996	0	2	14	73	11	0	100	84
	1997	0	1	13	72	14	0	100	86
	1998	0	2	12	71	15	0	100	86
	1999	0	2	10	69	19	0	100	88
	Using and applying mathematics Defnyddio a chymhwyso mathemateg	1996	0	2	19	71	8	0	100
	1997	0	2	18	70	10	0	100	80
	1998	0	2	16	70	12	0	100	82
	1999	0	2	15	69	14	0	100	83
Number & Algebra/Rhif ac Algebra	1996	0	2	15	73	10	0	100	83
	1997	0	2	13	72	13	0	100	85
	1998	0	2	12	71	15	0	100	86
	1999	0	2	11	69	18	0	100	87
	Shape, space and measures Siâp, gofod a mesuriadau	1996	0	2	17	72	9	0	100
	1997	0	2	14	73	11	0	100	84
	1998	0	2	13	73	12	0	100	85
	1999	0	2	12	70	16	0	100	86
Science/Gwyddoniaeth	1996	0	1	14	76	9	0	100	85
	1997	0	1	13	76	10	0	100	86
	1998	0	2	11	75	12	0	100	87
	1999	0	1	11	73	15	0	100	88
	Experimental & investigative science Gwyddoniaeth arbrol ac ymchwiliol	1996	0	2	18	72	8	0	100
	1997	0	1	17	73	9	0	100	82
	1998	0	2	14	73	11	0	100	84
	1999	0	2	13	72	13	0	100	85
Life processes and living things Prosesau bywyd a phethau byw	1996	0	1	9	77	13	0	100	90
	1997	0	1	9	75	15	0	100	90
	1998	0	1	9	74	16	0	100	90
	1999	0	1	8	73	18	0	100	91
	Materials and their properties Defnyddiau a'u priodweddau	1996	0	1	12	78	9	0	100
	1997	0	1	11	78	10	0	100	88
	1998	0	1	10	76	13	0	100	89
	1999	0	1	10	74	15	0	100	89
Physical processes/Prosesau ffisegol	1996	0	2	17	74	7	0	100	81
	1997	0	1	15	75	9	0	100	84
	1998	0	1	13	75	11	0	100	86
	1999	0	1	12	74	13	0	100	87

D: Excepted or disapplied under Sections 364 or 365 of the Education Act 1996.

Wedi'u heithrio neu wedi'u datgymhwyso o dan Adranau 364 neu 365 o Ddeddf Addysg 1996.

W: Working towards level 1.

Yn gweithio tuag at lefel 1.

KEY STAGE 1 TEACHER ASSESSMENT RESULTS: 1996-1999

CANLYNIADAU ASESIADAU ATHRAWON CYFNOD ALLWEDDOL 1:1996-1999

percentage of boys and girls at each level/canran y bechgyn a'r merched ar bob lefel

		D	W	1	2	3	4	Total Cyfanswm	2+
English/Saesneg									
	1996	0	4	18	65	13	0	100	78
	1997	0	4	16	66	14	0	100	80
	1998	0	4	16	65	15	0	100	80
	1999	0	4	15	64	17	0	100	81
Speaking, Listening/Siarad a Gwrando	1996	0	2	17	67	14	0	100	81
	1997	0	2	15	67	16	0	100	83
	1998	0	3	14	66	17	0	100	83
	1999	0	3	13	65	19	0	100	84
Reading/Darllen	1996	0	4	19	55	22	0	100	77
	1997	0	3	17	57	23	0	100	80
	1998	0	4	17	57	22	0	100	79
	1999	0	3	16	56	25	0	100	81
Writing/Ysgrifennu	1996	0	5	19	69	7	0	100	76
	1997	0	6	17	69	8	0	100	77
	1998	0	6	17	68	9	0	100	77
	1999	0	5	16	69	10	0	100	79
Cymraeg/Welsh									
	1996	1	2	14	65	18	0	100	83
	1997	1	1	13	68	17	0	100	85
	1998	1	1	12	66	20	0	100	86
	1999	0	1	12	66	21	0	100	87
Siarad Gwrando a Gwyllo Speaking, Listening & Viewing	1996	1	2	15	65	18	0	100	83
	1997	0	2	14	67	17	0	100	84
	1998	1	1	14	65	19	0	100	84
	1999	0	2	12	66	20	0	100	86
Darllen/Reading	1996	1	2	20	61	16	0	100	77
	1997	1	2	18	62	17	0	100	79
	1998	1	2	16	62	19	0	100	81
	1999	1	2	16	60	21	0	100	81
Ysgrifennu/Writing	1996	1	4	26	63	6	0	100	69
	1997	1	3	25	64	7	0	100	71
	1998	1	3	23	65	8	0	100	73
	1999	1	3	20	66	10	0	100	76

D: Exempted or disapplied under Sections 364 or 365 of the Education Act 1996.
Wedi'u heithrio neu wedi'u datgymhwyso o dan Adranau 364 neu 365 o Ddeddf Addysg 1996.

W: Working towards level 1.
Yn gweithio tuag at lefel 1.

KEY STAGE 1 TEACHER ASSESSMENT RESULTS: 1996-1999
CANLYNIADAU ASESIADAU ATHRAWON CYFNOD ALLWEDDOL 1:1996-1999

percentage of boys and girls at each level/canran y bechgyn a'r merched ar bob lefel

		D	W	1	2	3	4	Total Cyfanswm	2+
Mathematics/Mathemateg	1996	0	2	16	70	12	0	100	82
	1997	0	2	15	69	14	0	100	83
	1998	0	2	14	68	16	0	100	84
	1999	0	2	12	66	20	0	100	86
	Using and applying mathematics Defnyddio a chymhwyso mathemateg	1996	0	3	21	67	9	0	100
	1997	0	3	19	68	10	0	100	78
	1998	0	3	18	67	12	0	100	79
	1999	0	3	17	66	14	0	100	80
Number & Algebra/Rhif ac Algebra	1996	0	2	17	70	11	0	100	81
	1997	0	2	15	69	14	0	100	83
	1998	0	2	14	69	15	0	100	84
	1999	0	2	13	66	19	0	100	85
	Shape, space and measures Siâp, gofod a mesuriadau	1996	0	3	19	69	9	0	100
	1997	0	2	16	70	12	0	100	82
	1998	0	2	15	70	13	0	100	83
	1999	0	2	14	68	16	0	100	84
Science/Gwyddoniaeth	1996	0	2	15	74	9	0	100	83
	1997	0	2	14	74	10	0	100	84
	1998	0	2	13	73	12	0	100	85
	1999	0	2	12	71	15	0	100	86
	Experimental & investigative science Gwyddoniaeth arbrol ac ymchwiliol	1996	0	2	20	70	8	0	100
	1997	0	2	18	71	9	0	100	80
	1998	0	2	16	71	11	0	100	82
	1999	1	2	15	69	13	0	100	82
Life processes and living things Prosesau bywyd a phethau byw	1996	0	1	11	75	13	0	100	88
	1997	0	1	11	74	14	0	100	88
	1998	0	2	10	73	15	0	100	88
	1999	0	1	10	71	18	0	100	89
	Materials and their properties Defnyddiau a'u priodweddau	1996	0	2	13	76	9	0	100
	1997	0	2	12	76	10	0	100	86
	1998	0	2	11	74	13	0	100	87
	1999	0	2	11	72	15	0	100	87
Physical processes/Prosesau ffisegol	1996	0	2	18	72	8	0	100	80
	1997	0	2	16	73	9	0	100	82
	1998	0	2	15	72	11	0	100	83
	1999	0	2	13	71	14	0	100	85

D: Exempted or disapplied under Sections 364 or 365 of the Education Act 1996.

Wedi'u heithrio neu wedi'u datgymhwyso o dan Adranau 364 neu 365 o Ddeddf Addysg 1996.

W: Working towards level 1.

Yn gweithio tuag at lefel 1.