



**Cynulliad Cenedlaethol Cymru  
The National Assembly for Wales**

**'99**

**NATIONAL CURRICULUM ASSESSMENT  
RESULTS IN WALES: 1999**

**KEY STAGE 2**

**CANLYNIADAU ASESIAU'R  
CWRICWLWM CENEDLAETHOL YNG  
NGHYMRU: 1999**

**CYFNOD ALLWEDDOL 2**



**Published as part of the BEST PROGRAMME**

**Cyhoeddwyd fel rhan o RAGLEN BEST**



**Cynulliad Cenedlaethol Cymru  
The National Assembly for Wales**

**National Curriculum Assessment Results in Wales:  
Key Stage 2**

**Canlyniadau Aseidiadau'r Cwricwlwm Cenedlaethol yng Nghymru:  
Cyfnod Allweddol 2**

**1999**

**Rhagfyr 1999**

**ISBN 0 7504 2381 1**

**December 1999**



# CONTENTS

# CYNNWYS

	page tudalen
<b>INTRODUCTION</b>	4 - 7
<b>Section 1: Subject Summaries</b>	
English	10
Welsh	11
Mathematics	12
Science	13
Core Subject Indicator Summary Table	14-16 17
<b>Section 2: LEA Summaries</b>	
Isle of Anglesey	20
Gwynedd	21
Conwy	22
Denbighshire	23
Flintshire	24
Wrexham	25
Powys	26
Ceredigion	27
Pembrokeshire	28
Carmarthenshire	29
Swansea	30
Neath Port Talbot	31
Bridgend	32
The Vale of Glamorgan	33
Rhondda, Cynon, Taff	34
Merthyr Tydfil	35
Caerphilly	36
Blaenau Gwent	37
Torfaen	38
Monmouthshire	39
Newport	40
Cardiff	41
<b>Section 3: Annual Summaries</b>	
1999 Results for Wales	45
Suggested formats for reporting school and national results	46-47
Annual Results	48-50

## CYFLWYNIAD

### Adran 1: Crynodebau Pynciau

Saesneg
Cymraeg
Mathemateg
Gwyddoniaeth
Dangosydd Pynciau Craidd
Tabl Crynodeb

### Adran 2: Crynodebau AALI

Ynys Môn
Gwynedd
Conwy
Sir Ddinbych
Sir y Fflint
Wrecsam
Powys
Sir Ceredigion
Sir Benfro
Sir Gaerfyrddin
Abertawe
Castell-nedd Port Talbot
Pen-y-bont ar Ogwr
Bro Morgannwg
Rhondda, Cynon, Taf
Merthyr Tudful
Caerffili
Blaenau Gwent
Tor-faen
Sir Fynwy
Casnewydd
Caerdydd

### Adran 3: Crynodebau Blynyddol

Canlyniadau Cymru ar gyfer 1999
Fformatau a awgrymir ar gyfer adrodd canlyniadau ysgolion a chanlyniadau cenedlaethol
Canlyniadau blynyddol

## Introduction

1. This booklet presents for Wales and each local education authority the 1999 results of 11-year-olds taught to National Curriculum standards. The aggregate data were derived from the results of the statutory assessments of English, Welsh (first language), mathematics and science administered by schools during the 1999 Summer Term. They comprise the results of both the Teacher Assessment and the National Curriculum Tests and Tasks as derived from the marksheets and OMR forms returned by schools to the WJEC. The marksheets and scripts were returned to schools for checking, and also for further use by subject teachers in reviewing individual strengths and weaknesses.
2. The calculated school-level and individual pupil-level results were fed back to schools as a further validation exercise before the final data were provided to the National Assembly for inclusion in this booklet.
3. In total the results represent around 98 per cent of eligible pupils at the end of Key Stage 2 the vast majority of whom were aged 11, although some may have been older or younger. Pupils with Special Educational Needs following the National Curriculum and able to benefit from assessment were included. Independent schools were encouraged to participate on a voluntary basis - where they chose to do so, their results were included in the all-Wales figures. Of maintained schools with eligible pupils, 99 per cent participated.
4. Some headteachers used their discretionary powers to exempt particular pupils from the assessment arrangements. These exceptions were relatively small in number and comprised, in the main, those pupils with particular learning difficulties.

## Basis of Assessment

5. Teacher Assessment: Teachers were required to use their professional judgement to determine a level of attainment on the basis of overall classroom performance throughout the key stage, taking into account a pupils individual strengths and weaknesses. Teacher Assessment levels were determined for each of English, Welsh (first language), mathematics and science.
6. NC Tests and Tasks: The majority of pupils at the end of Key Stage 2 sat timed written Tests which focused on the key aspects of study within each individual National Curriculum core subject (English, Welsh (first language), mathematics and science). For the 1999 Tests particular emphasis was given to literacy and numeracy skills as well as to the basic understanding of science. In English, Tests were used to assess levels 3 to 5 and Tasks used to assess level 2. In Welsh a combination of Tasks and Tests were used to determine levels 2 to 5. In mathematics and science Tests were used to assess levels 2 to 5 while pupils working below level 2 were assessed through Teacher Assessment only.
7. The Tests were marked by external markers under contract to the Welsh Joint Education Committee (WJEC) and supervised by ACCAC. All the Tests and Tasks administered in Wales are developed under the control of ACCAC, and the balance of marks reflect the structure of the National Curriculum.
8. The general expectation is that the majority of 11-year-olds will attain in level 4 in each individual subject.

## Access to Information

9. Schools are required to report the results of both the Teacher Assessments and the NC Tests/Tasks to parents. For comparative purposes, it is also a requirement that reports include aggregate results for the school, together with the national (all-Wales) results. The tables on pages 46 and 47 provide a suggested format which schools may adapt as part of their reporting procedures in 1999. Schools are not required to include the Core Subject Indicator in individual pupil reports.

## Cyflwyniad

1. Mae'r llyfryn hwn yn cyflwyno canlyniadau 1999 ddisgyblion 11 oed a addysgwyd yn ôl safonau'r Cwricwlwm Cenedlaethol ar sail Cymru gyfan a phob awdurdod lleol. Mae'r data agregedig wedi'u codi o ganlyniadau'r aseidiadau statudol ar gyfer Cymraeg (iaith gyntaf), Saesneg, mathemateg a gwyddoniaeth a weinyddwyd gan yr ysgolion yn ystod Tymor yr Haf 1999. Maent yn cynnwys canlyniadau Aseidiadau'r Athrawon a Phrofion a Thasgau'r Cwricwlwm Cenedlaethol a godwyd o'r taflenni marciau a ffurflenni OMR a anfonwyd gan yr ysgolion i CBAC. Anfonwyd y taflenni marciau a'r sgriptiau i'r ysgolion i'w harchwilio, a hefyd at ddefnydd pellach yr athrawon pwnc wrth adolygu cryfderau a gwendidau disgyblion unigol.
2. Anfonwyd y canlyniadau a gyfrifwyd ar lefel ysgol a disgyblion unigol yn ôl i'r ysgolion fel ymarfer dilysu cyn i'r data terfynol gael ei roi i'r Cynulliad Cenedlaethol i'w gynnwys yn y llyfryn.
3. I gyd, mae'r canlyniadau'n cynrychioli rhyw 98 y cant o'r disgyblion cymwys ar ddiwedd Cyfnod Allweddol 2, yr oedd y mwyafrif helaeth ohonynt yn 11 oed, er ei bosibl fod rhai ohonynt wedi bod yn hŷn neu'n iau. Cynhwyswyd disgyblion ag Anghenion Addysgol Arbennig a oedd yn dilyn y Cwricwlwm Cenedlaethol ac a allai fanteisio ar yr asesiad. Anogwyd ysgolion annibynnol i gymryd rhan ar sail wirfoddol - lle bu iddynt ddewis gwneud hynny, cynhwyswyd eu canlyniadau. O'r ysgolion a gynhelir a oedd, disgyblion cymwys, 99 y cant a gymerodd ran.
4. Defnyddiodd rhai penaethiaid eu pwerau disgrisiynol i hepgor disgyblion penodol o'r trefniadau asesu. Cymharol fach oedd nifer yr eithriadau hyn, sef yn bennaf y disgyblion hynny ag anawsterau dysgu penodol.

## Sail yr Aseiad

5. **Aseiad Athrawon:** Yr oedd yn ofynnol i athrawon ddefnyddio'u barn broffesiynol i benderfynu lefel gyrhaeddiad ar sail y perfformiad cyffredinol yn y dosbarth trwy gydol y cyfnod allweddol, gan gymryd i ystyriaeth gryfderau a gwendidau unigol y disgybl. Pennwyd lefelau Aseidiadau Athrawon ar gyfer Cymraeg (iaith gyntaf), Saesneg, mathemateg a gwyddoniaeth.
6. **Profion a Thasgau y CC:** Ar ddiwedd Cyfnod Allweddol 2 cymerodd y mwyafrif o'r disgyblion Brawf ysgrifenedig wedi'i amseru yn canolbwyntio ar agweddau allweddol ar astudiaeth o fewn pob un o bynciau craidd unigol y Cwricwlwm Cenedlaethol (Cymraeg (iaith gyntaf), Saesneg, mathemateg a gwyddoniaeth). Ym Mhrofion 1999 rhoddwyd pwyslais penodol ar fedrau llythrennedd a rhifedd yn ogystal ag ar y ddealltwriaeth sylfaenol o wyddoniaeth. Mewn Saesneg, defnyddiwyd Profion i asesu lefelau 3 i 5 a Thasgau i asesu lefel 2. Mewn Cymraeg defnyddiwyd cyfuniad o Dasgau a Phrofion y CC er mwyn penderfynu lefelau 2 i 5. Mewn mathemateg a gwyddoniaeth defnyddiwyd Profion i asesu lefelau 2 i 5 tra i ddisgyblion a weithiau yn is na lefel 2 defnyddiwyd Aseiad Athro yn unig.
7. Marciwyd y Profion gan farcwyr allanol o dan gontract i Gyd-bwyllgor Addysg Cymru (CBAC) a'u goruchwylio gan ACCAC. Datblygwyd yr holl Brofion a Thasgau a weinyddwyd yng Nghymru o dan reolaeth ACCAC, ac mae cydbwysedd y marciau yn adlewyrchu strwythur y Cwricwlwm Cenedlaethol.
8. Y disgwyliad cyffredinol yw y bydd y mwyafrif o ddisgyblion 11 oed yn cyrraedd lefel 4 yn mhob pwnc unigol.

## Mynediad i Wybodaeth

9. Mae'n ofynnol i ysgolion adrodd canlyniadau Aseidiadau Athrawon a Phrofion/Tasgau y CC i rieni. At ddibenion cymharu, mae hefyd yn ofynnol i'r adroddiadau gynnwys canlyniadau agregedig yr ysgol, ynghyd â'r canlyniadau cenedlaethol (Cymru gyfan). Mae'r tablau ar dudalennau 46 a 47 yn darparu fformat awgrymedig y gall yr ysgolion ei addasu fel rhan o'u gweithdrefnau adrodd ym 2000. Nid yw'n ofynnol i'r ysgolion gynnwys y Dangosydd Pynciau Craidd yn eu hadroddiadau i rieni.

10. A similar range of information is required to be included in each school's prospectus and governors' annual report. The suggested formats on pages 46 and 47, with the inclusion of the Core Subject Indicator information, may be adapted to meet these requirements.

**Note:** *The suggested formats are based on the schools results for 2000 and the national results for 1999.*

### Content of Booklet

11. This booklet comprises four sections.

**Subject Summaries:** This section displays in bar charts, the percentage of pupils in Wales and each local authority attaining at least level 4:

- in English, Welsh (first language), mathematics and science as determined by Teacher Assessment and NC Tests/Tasks; and
- in the Core Subject Indicator, as determined by Teacher Assessment and NC Tests/Tasks, showing separately the performance of boys and girls.

**Authority Summaries:** This section presents a full summary of results for each local authority, excluding independent schools. The summary shows separately, where appropriate, the results for each subject as derived from both Teacher Assessment and the NC Tasks and Tests for boys, girls and all pupils. The local authorities are listed according to their National Assembly/LEA number.

**National Summaries:** This section displays: a full set of results for Wales; suggested formats for reporting the school and national results to parents and for inclusion in prospectuses and governors' annual reports; the 1996, 1997, 1998 and 1999 results for Wales.

### Other titles available:

National Curriculum Assessment Results in Wales: 1995 and 1996 - Primary Schools  
 National Curriculum Assessment Results in Wales: 1995 and 1996 - Secondary Schools  
**National Curriculum Assessment Results in Wales: Key Stage 1 for 1997, 1998 & 1999**  
**National Curriculum Assessment Results in Wales: Key Stage 3 for 1997, 1998 & 1999**  
**Benchmark Information for Key Stage 1 - 1997, 1998 & 1999**  
**Benchmark Information for Key Stage 2 - 1997, 1998 & 1999**  
**Benchmark Information for Key Stages 3 & 4 - 1997, 1998 & 1999**

Secondary School Performance Information Booklets (for each LEA area) for 1993, 1994 and 1995  
**Secondary School Performance Information Booklets (grouped LEAs) for 1996, 1997, 1998 & 1999**

**Secondary School Performance Information Digests (for each LEA area) 1998 & 1999**  
**GCSE/GNVQ results in Wales: 1997, 1998 & 1999**

Further copies of this booklet and those listed above may be obtained from:

Schools Performance Division 3  
 National Assembly Education Department  
 Cathays Park  
 CARDIFF CF10 3NQ  
 ☎ (029) 20826010  
 Fax (029) 20826016

e-mail - [education.publications@wales.gsi.gov.uk](mailto:education.publications@wales.gsi.gov.uk)

or visit the National Assembly for Wales website - [www.wales.gov.uk](http://www.wales.gov.uk)

**10.** Mae'n ofynnol cynnwys ystod debyg o wybodaeth yn llawlyfr ac adroddiad blynyddol llywodraethwyr pob ysgol. Gellir addasu'r fformatau a awgrymir ar dudalennau 46 a 47, a chynnwys y Dangosydd Pynciau Craidd, i fodloni'r gofynion hyn.

**Noder:** Seilir y fformatau a awgrymir ar adrodd canlyniadau'r ysgol ar gyfer 2000 a'r canlyniadau cenedlaethol ar gyfer 1999.

### Cynnwys y Llyfryn

**11.** Pedair adran sydd i'r llyfryn hwn.

**Crynodebau Pwnc:** Mae'r adran hon yn dangos, ar ffurf siartiau bar, ganran y disgyblion yng Nghymru ac ymhebwurdod lleol a gyrhaeddodd o leiaf lefel 4:

- yn Gymraeg (iaith gyntaf), Saesneg, mathemateg a gwyddoniaeth, fel y'u pennwyd drwy Aseidiadau Athrawon a Phrofion/Tasgau y CC; ac
- yn y Dangosydd Pynciau Craidd, fel y'u pennwyd drwy Aseidiadau Athrawon a Phrofion/Tasgau CC, gan ddangos perfformiad bechgyn a merched ar wahân.

**Crynodebau Awdurdodau:** Mae'r adran hon yn cyflwyno crynodeb gyflawn o ganlyniadau pob awdurdod lleol, ac eithrio ysgolion annibynnol. Mae'r grynoded yn dangos ar wahân, lle bo'n briodol, y canlyniadau ar gyfer pob pwnc o'r Aseidiadau Athrawon a Phrofion a Thasgau y CC ar gyfer bechgyn, merched a'r holl ddisgyblion. Rhestrir yr awdurdodau lleol yn ôl rhif y Cynulliad Cenedlaethol/AALI.

**Crynodebau Cenedlaethol:** Mae'r adran hon yn dangos: set gyflawn o ganlyniadau ar gyfer Cymru; fformatau a awgrymir ar gyfer adrodd canlyniadau'r ysgol a chanlyniadau cenedlaethol i rieni ac i'w cynnwys yn llawlyfrau ac adroddiadau blynyddol y llywodraethwyr; canlyniadau 1996, 1997, 1998 a 1999 ar gyfer Cymru.

### Teitlau eraill sydd ar gael:

Canlyniadau Aseidiadau'r Cwricwlwm Cenedlaethol yng Nghymru: 1995 ac 1996 - Ysgolion Cynradd  
Canlyniadau Aseidiadau'r Cwricwlwm Cenedlaethol yng Nghymru: 1995 ac 1996 - Ysgolion Uwchradd

Canlyniadau Aseidiadau'r Cwricwlwm Cenedlaethol yng Nghymru: Cyfnod Allweddol 1 am 1997, 1998 a 1999

Canlyniadau Aseidiadau'r Cwricwlwm Cenedlaethol yng Nghymru: Cyfnod Allweddol 3 am 1997, 1998 a 1999

**Gwybodaeth Feincnodi ar gyfer Cyfnod Allweddol 1 am 1997, 1998 a 1999**  
**Gwybodaeth Feincnodi ar gyfer Cyfnod Allweddol 2 am 1997, 1998 a 1999**  
**Gwybodaeth Feincnodi ar gyfer Cyfnod Allweddol 3 a 4 am 1997, 1998 a 1999**

Llyfrynau Gwybodaeth Perffiormiad Ysgolion Uwchradd ( am ardal pob AALI) ym 1993, 1994 a 1995

Llyfrynau Gwybodaeth Perffiormiad Ysgolion Uwchradd (ar gyfer grwpiau a AALI am 1996, 1997, 1998 a 1999

Crynodebau Gwybodaeth Perffiormiad Ysgolion Uwchradd (am adral pob AALI) - 1998 a 1999  
Canlyniadau TGAU/CGCC yng Nghymru am 1997, 1998 a 1999.

Gellir cael copïau pellach o'r llyfryn, a'r rhai a restrwyd uchod, oddi wrth:

**Adran Perfformiad Ysgolion 3**  
**Adran Addysg Cynulliad Cenedlaethol Cymru**  
**Parc Cathays**

**CAERDYDD CF10 3NQ**

**☎ (029) 20826010**

**Ffacs(029) 20826016**

**e-bost:** [education.publications@wales.gsi.gov.uk](mailto:education.publications@wales.gsi.gov.uk)

**neu ymweler â safle gwe Cynulliad Cenedlaethol Cymru - [www.cymru.gov.uk](http://www.cymru.gov.uk)**








**SUBJECT SUMMARIES**  
**CRYNODEBAU PYNCIAU**

**section**  
**adran**

**1**

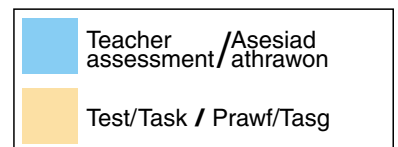
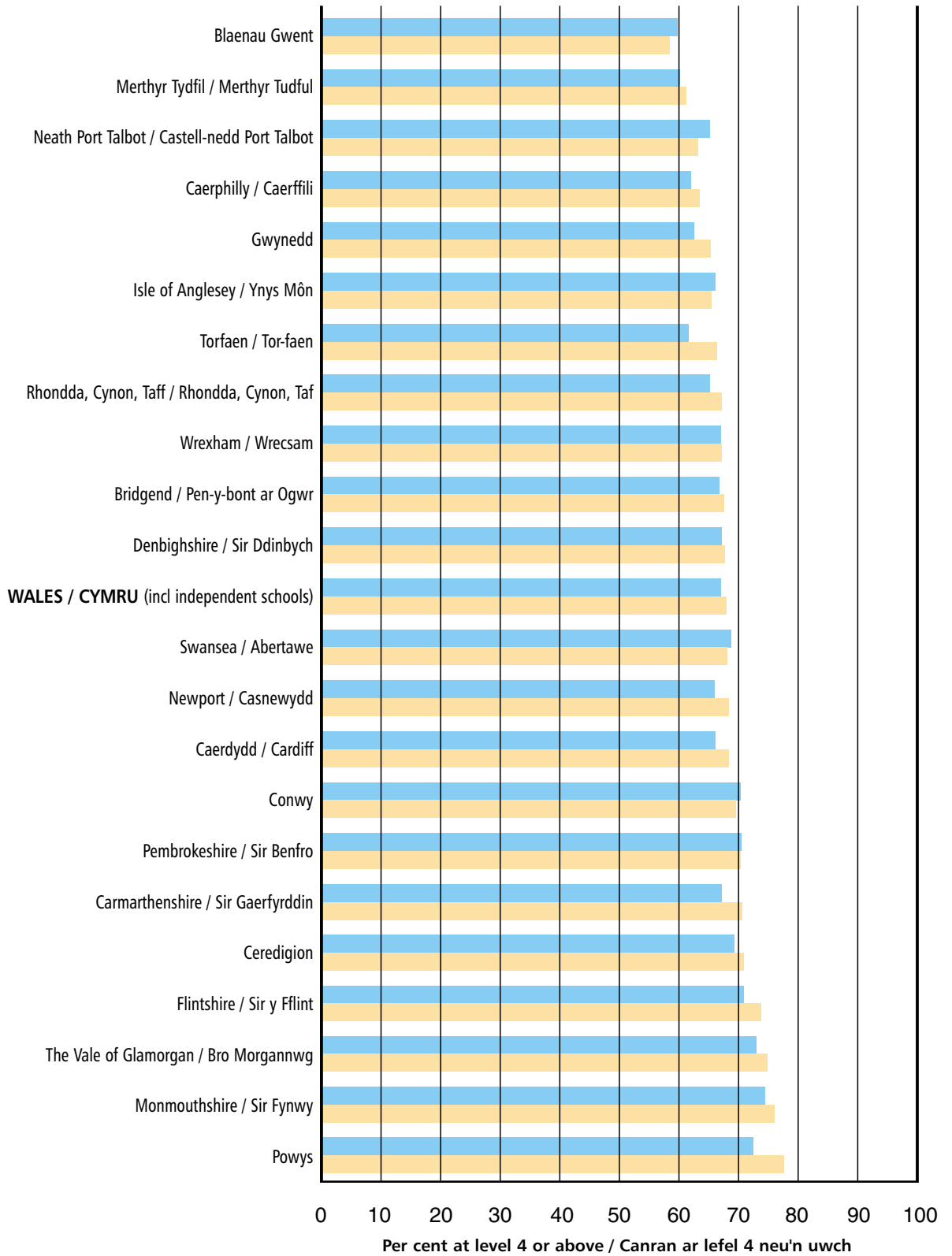
**National Curriculum Assessment Results In Wales: 1999**

**Canlyniadau Aseidiadau'r Cwricwlwm Cenedlaethol Yng Nghymru: 1999**



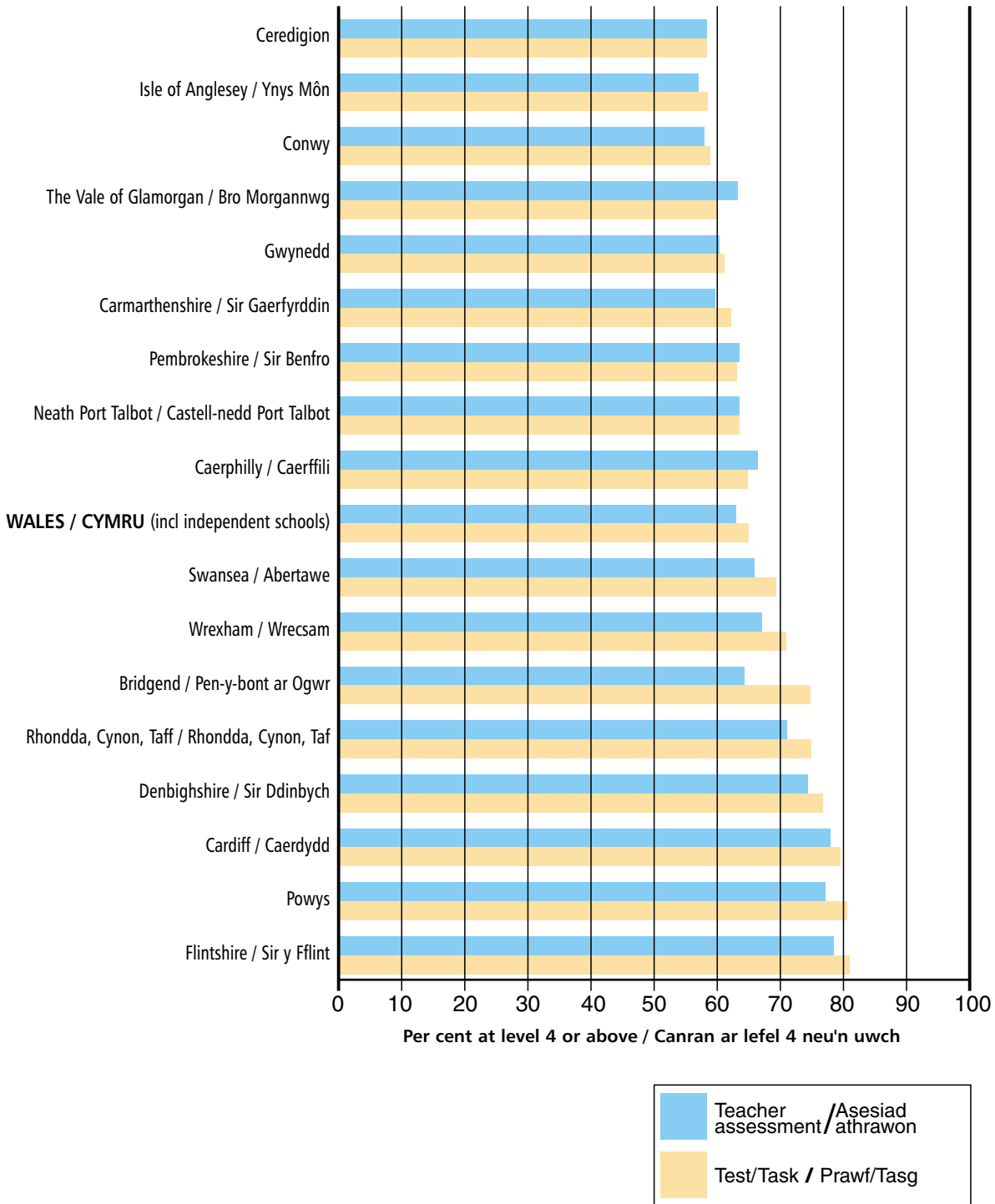
## Local Authority Analysis - Dadansoddiad yr Awdurdodau Lleol

### English/Saesneg



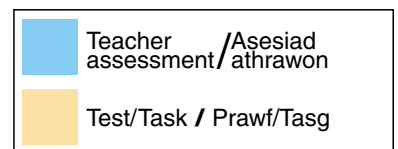
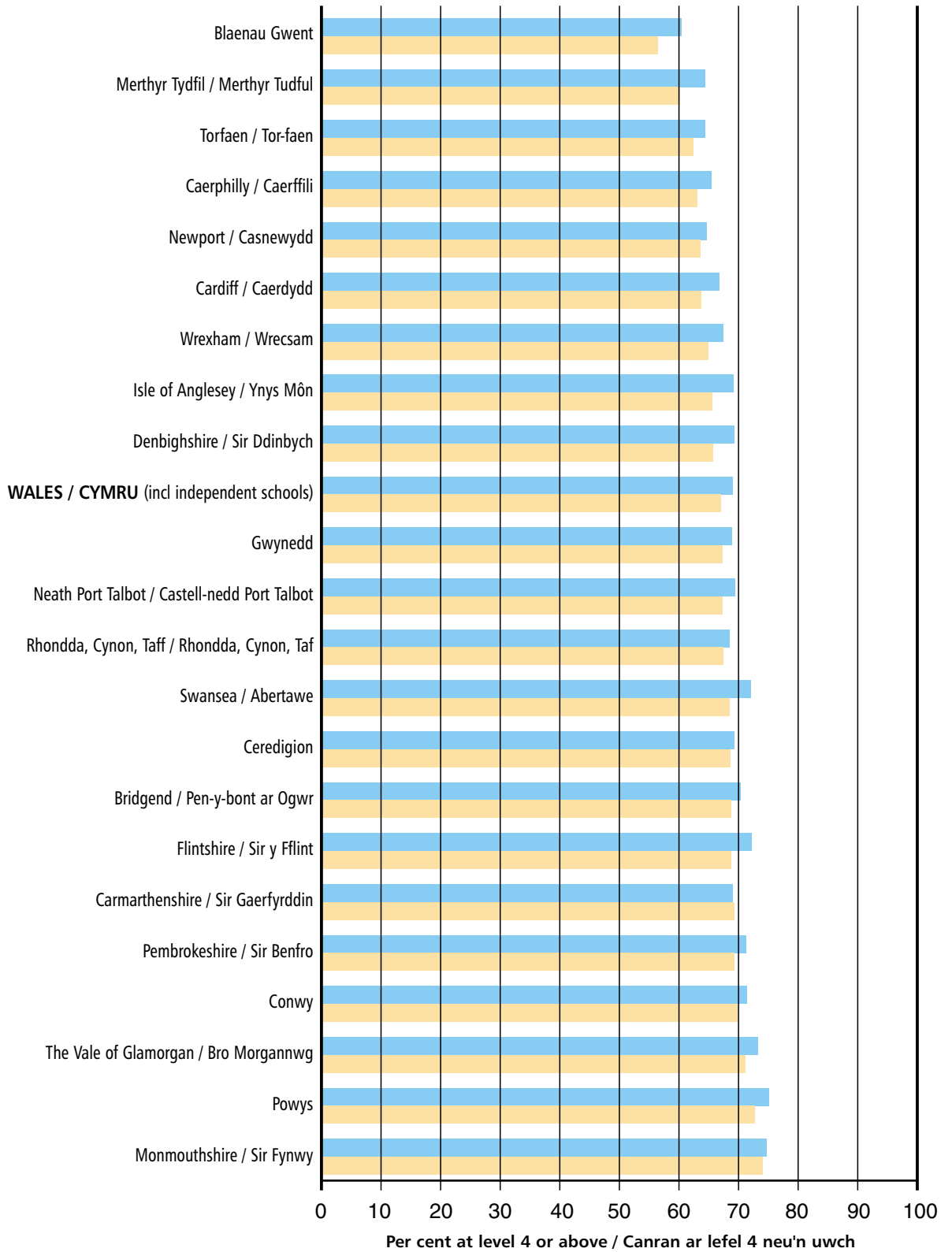
# Local Authority Analysis - Dadansoddiad yr Awdurdodau Lleol

## Welsh/Cymraeg



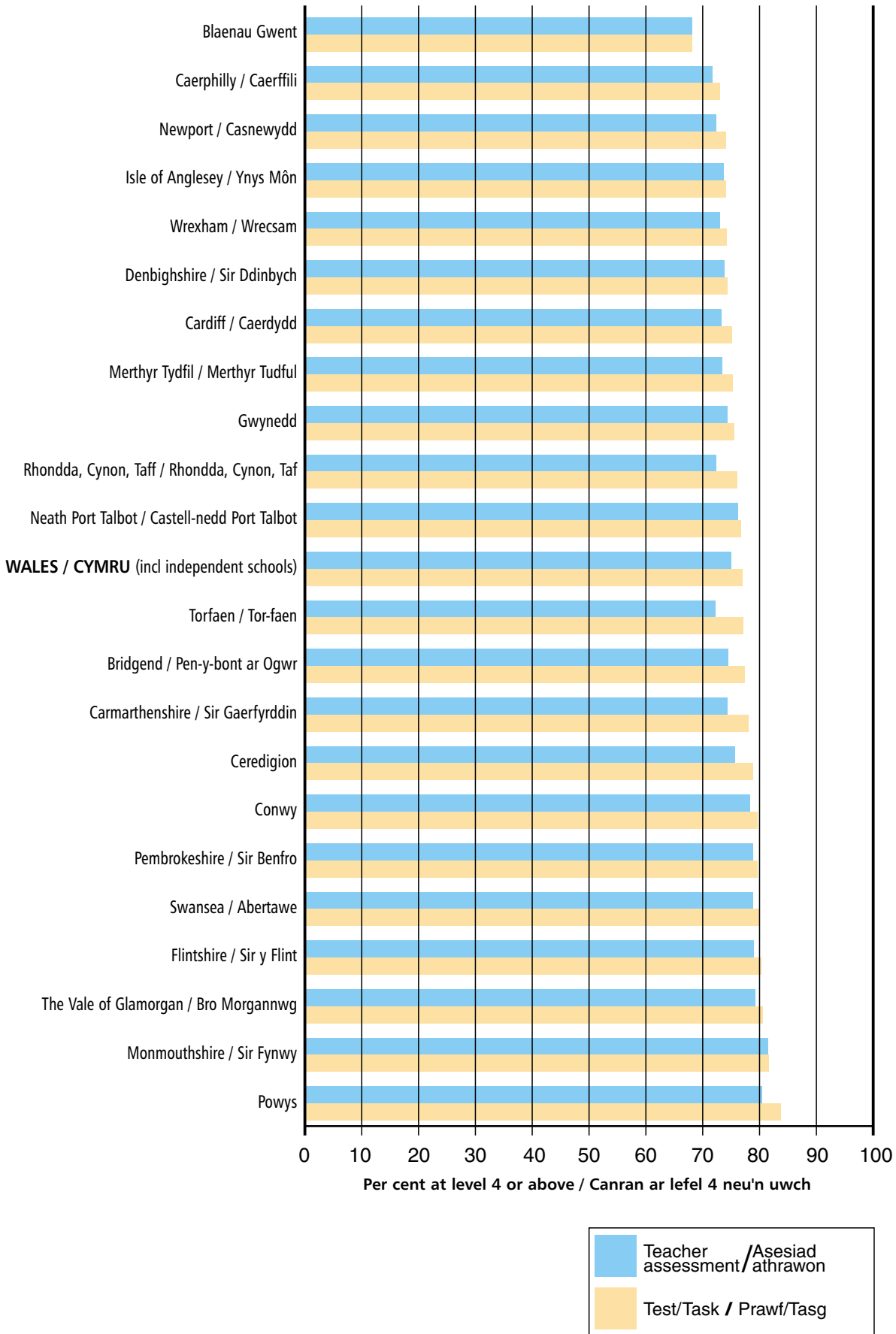
## Local Authority Analysis - Dadansoddiad yr Awdurdodau Lleol

### Mathematics/Mathemateg



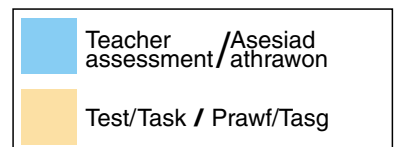
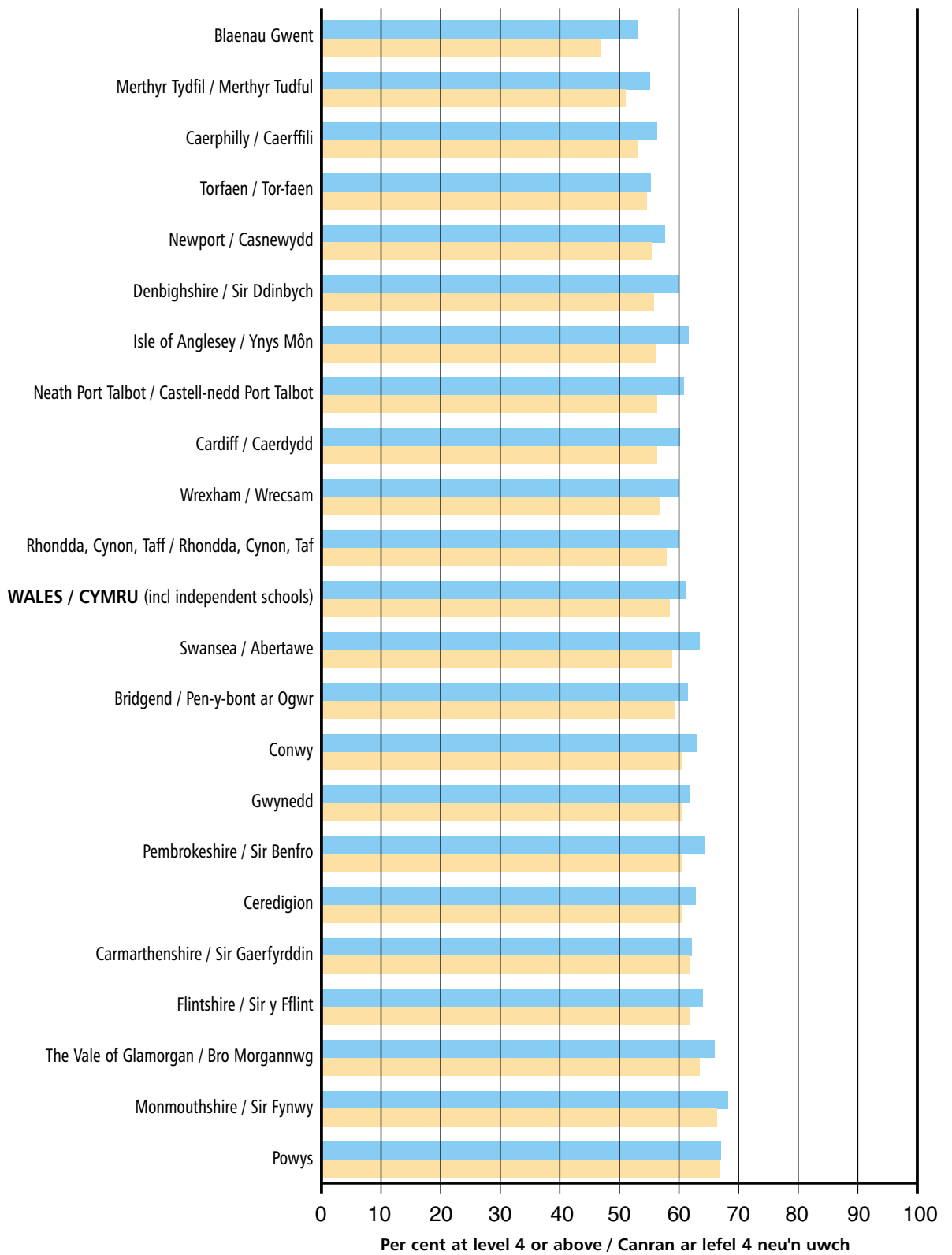
# Local Authority Analysis - Dadansoddiad yr Awdurdodau Lleol

## Science/Gwyddoniaeth



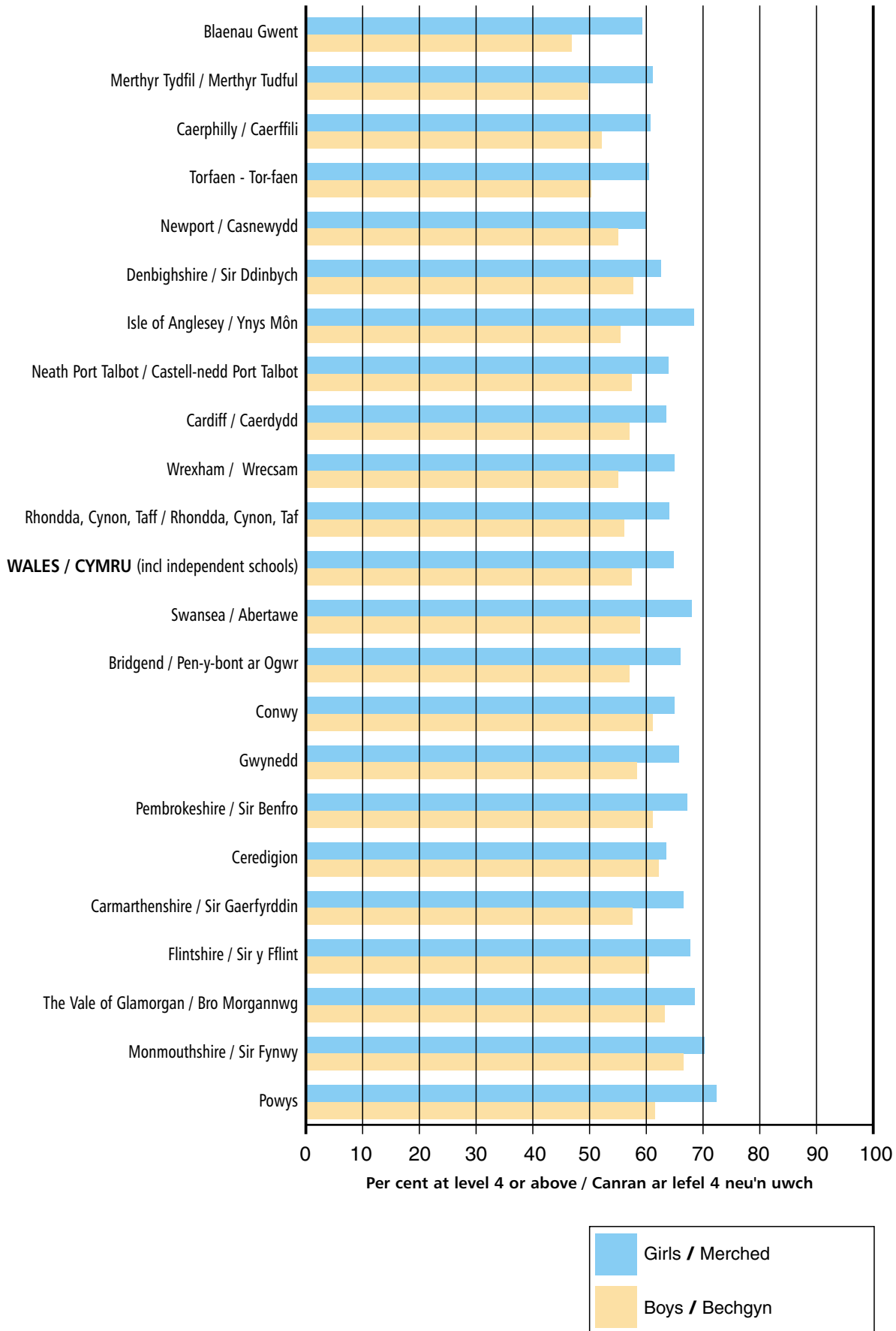
## Local Authority Analysis - Dadansoddiad yr Awdurdodau Lleol

### Core Subject Indicator/Dangosydd Pynciau Craidd



## Local Authority Analysis - Dadansoddiad yr Awdurdodau Lleol

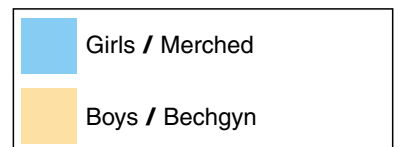
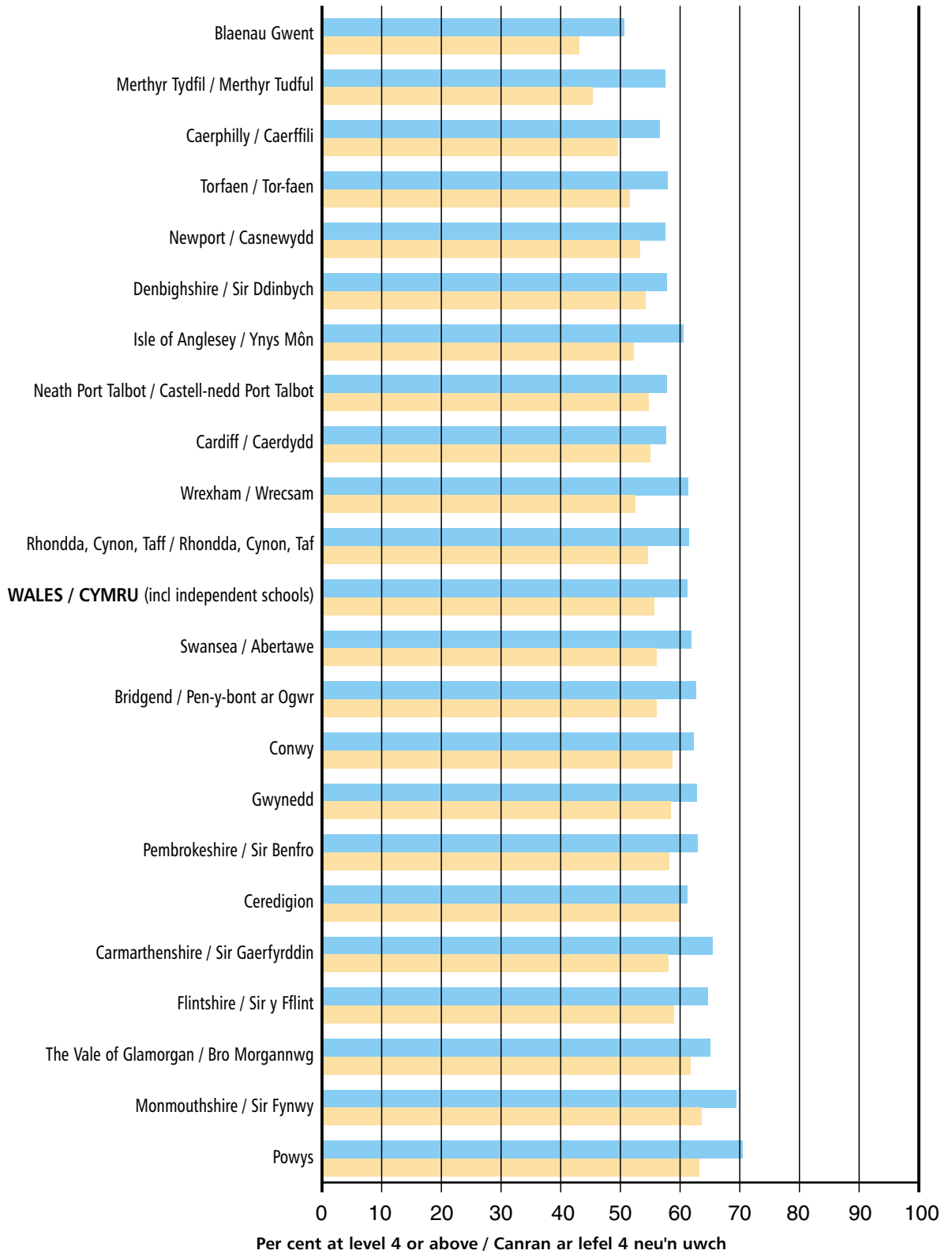
### Core Subject Indicator/Dangosydd Pynciau Craidd Teacher Assessment/Aseidiadau Athrawon





## Local Authority Analysis - Dadansoddiad yr Awdurdodau Lleol

### Core Subject Indicator / Dangosydd Pynciau Craidd Tests/Profion



## Local Authority: Summary Table Awdurdod Lleol: Tabl Crynodeb

### Percentage of pupils at level 4 or above/Canran ar lefel 4 neu'n uwch

	English Saesneg		Welsh Cymraeg		Mathematics Mathemateg		Science Gwyddoniaeth		Core Subject Indicator/Dangosydd Pynciau Craidd T/T-T/P					
	TA/AA	T/T T/P	TA/AA	T/T T/P	TA/AA	T/T T/P	TA/AA	T/T T/P	All pupils Pob disgybl	Boys/ Bechgyn	Girls/ Merched	All pupils Pob disgybl	Boys/ Bechgyn	Girls/ Merched
Maintained schools in:														
Isle of Anglesey/Ynys Môn	66.1	65.4	57.1	58.5	69.1	65.6	73.7	74.1	61.6	55.4	68.4	56.2	52.2	60.5
Gwynedd	62.5	65.3	60.3	61.1	68.9	67.3	74.4	75.5	61.9	58.4	65.8	60.5	58.4	62.8
Conwy	70.3	69.5	57.9	58.9	71.4	69.8	78.4	79.7	63.0	61.1	65.0	60.4	58.7	62.3
Denbighshire/Sir Ddinbych	67.1	67.7	74.4	76.8	69.3	65.7	73.9	74.4	60.0	57.7	62.6	55.8	54.2	57.7
Flintshire/Sir y Flint	70.8	73.8	78.5	81.0	72.2	68.7	79.0	80.3	64.0	60.5	67.7	61.7	59.0	64.6
Wrexham/Wrecsam	67.0	67.2	67.1	70.9	67.4	64.9	73.0	74.2	60.0	55.1	65.0	56.8	52.5	61.3
Powys	72.5	77.6	77.2	80.6	75.1	72.7	80.4	83.7	67.0	61.6	72.4	66.8	63.2	70.4
Ceredigion	69.3	70.9	58.3	58.3	69.3	68.6	75.7	78.9	62.8	62.2	63.5	60.6	60.0	61.2
Pembrokeshire/Sir Benfro	70.4	70.3	63.5	63.1	71.2	69.3	78.9	79.7	64.2	61.2	67.2	60.5	58.2	62.9
Cardarthenshire/Sir Gaerfyrddin	67.2	70.6	59.7	62.2	69.0	69.3	74.4	78.1	62.1	57.6	66.5	61.7	58.0	65.4
Swansea/Abertawe	68.7	68.1	65.9	69.3	72.1	68.5	78.8	80.0	63.4	58.9	68.0	58.8	56.0	61.8
Neath Port Talbot														
Castell-nedd Port Talbot	65.1	63.2	63.5	63.5	69.4	67.3	76.2	76.8	60.8	57.5	63.9	56.3	54.7	57.8
Bridgend/Pen-y-bont ar Ogwr	66.8	67.5	64.3	74.7	70.3	68.7	74.5	77.4	61.5	57.1	66.0	59.3	56.1	62.6
The Vale of Glamorgan														
Bro Morgannwg	73.0	74.8	63.2	60.0	73.2	71.1	79.2	80.6	66.0	63.2	68.6	63.4	61.7	65.0
Rhondda, Cynon, Taf														
Rhondda, Cynon, Taf	65.2	67.2	71.1	74.9	68.5	67.4	72.4	76.1	60.0	56.1	64.0	57.9	54.6	61.4
Merthyr Tydfil/Merthyr Tudful	60.2	61.2	*	*	64.4	60.2	73.4	75.3	55.1	49.7	61.2	51.0	45.3	57.5
Caerphilly/Caerffili	62.0	63.4	66.4	64.9	65.4	63.0	71.7	73.0	56.3	52.1	60.8	53.0	49.6	56.6
Blaenau Gwent	59.8	58.4	*	*	60.4	56.4	68.1	68.2	53.1	46.9	59.3	46.8	43.1	50.6
Torfaen/Tor-faen	61.6	66.3	*	*	64.4	62.4	72.2	77.2	55.3	50.3	60.5	54.6	51.5	57.9
Monmouthshire/Sir Fynwy	74.4	76.0	*	*	74.7	74.0	81.5	81.7	68.2	66.5	70.3	66.3	63.6	69.4
Newport/Casnewydd	66.0	68.4	*	*	64.6	63.6	72.4	74.1	57.6	55.1	60.0	55.4	53.2	57.5
Cardiff/Caerdydd	66.1	68.4	77.9	79.5	66.7	63.7	73.3	75.2	60.1	57.0	63.5	56.3	55.0	57.6
<b>WALES/CYMRU (incl independent schools) (gan gynnwys ysgolion annibynnol)</b>	<b>67</b>	<b>68</b>	<b>63</b>	<b>65</b>	<b>69</b>	<b>67</b>	<b>75</b>	<b>77</b>	<b>61.1</b>	<b>57.5</b>	<b>64.9</b>	<b>58.4</b>	<b>55.7</b>	<b>61.2</b>

TA/AA: Teacher Assessment/Asesiad Athrawon.

T/T/T/P: Task/Test - Prawf/Tasg.

\*Results not shown where their inclusion may make it possible to identify individual schools/Ni ddangosir y canlyniadau gan y gellir adnabod ysgolion unigol.




# LEA SUMMARIES CRYNODEBAU AALI

section  
adran

2

National Curriculum Assessment Results In Wales: 1999

Canlyniadau Aseidiadau'r Cwricwlwm Cenedlaethol Yng Nghymru: 1999



## Isle of Anglesey / Sir Ynys Môn

## Percentage of boys at each level/Canran y bechgyn ar bob lefel

	D	A	N	B	W	1	2	3	4	5	6	Total Cyfanswm	Base/Sail	4+	
<b>English/Saesneg</b>															
TA results Canlyniadau AA	0.2	-	1.1	-	0.4	0.6	7.3	33.2	46.3	10.8	-	100	460	57.1	
Test/Task Prawf/Tasg	0.6	2.6	1.3	1.9	-	-	5.4	31.7	45.7	10.8	-	100	460	56.5	
<b>Welsh/Cymraeg</b>															
TA results Canlyniadau AA	1.6	-	0.3	-	0.5	6.0	9.0	31.0	42.5	8.8	0.3	100	370	51.5	
Test/Task Prawf/Tasg	1.6	1.4	4.1	3.8	-	-	6.8	29.3	44.1	8.8	-	100	370	52.9	
<b>Mathematics/Mathemateg</b>															
TA results Canlyniadau AA	0.2	0.2	0.6	-	0.4	-	7.3	25.9	46.3	19.0	-	100	460	65.3	
Test/Task Prawf/Tasg	0.6	2.4	0.2	-	-	-	6.7	26.1	45.5	18.5	-	100	460	64.0	
<b>Science/Gwyddoniaeth</b>															
TA results Canlyniadau AA	0.2	0.2	0.6	-	0.6	-	4.7	22.6	50.6	20.3	-	100	460	70.9	
Test/Task Prawf/Tasg	0.6	2.8	0.9	0.2	-	-	5.2	17.5	49.6	23.3	-	100	460	72.8	

## Percentage of girls at each level/Canran y merched ar bob lefel

	D	A	N	B	W	1	2	3	4	5	6	Total Cyfanswm	Base/Sail	4+	
<b>English/Saesneg</b>															
TA results Canlyniadau AA	-	-	1.4	-	-	-	2.3	20.6	54.5	21.2	-	100	430	75.8	
Test/Task Prawf/Tasg	-	1.4	0.7	0.5	-	-	1.8	20.6	52.0	23.1	-	100	430	75.1	
<b>Welsh/Cymraeg</b>															
TA results Canlyniadau AA	0.3	-	-	-	0.6	1.5	7.3	26.9	47.1	16.2	-	100	330	63.3	
Test/Task Prawf/Tasg	0.3	1.5	0.3	2.1	-	-	5.5	25.4	47.4	17.4	-	100	330	64.8	
<b>Mathematics/Mathemateg</b>															
TA results Canlyniadau AA	-	-	1.6	-	-	-	3.5	21.7	55.2	18.0	-	100	430	73.2	
Test/Task Prawf/Tasg	-	1.6	0.7	-	-	-	4.8	25.6	50.1	17.1	-	100	430	67.2	
<b>Science/Gwyddoniaeth</b>															
TA results Canlyniadau AA	-	-	1.4	-	-	-	1.8	20.1	56.1	20.6	-	100	430	76.7	
Test/Task Prawf/Tasg	-	1.4	-	-	-	-	3.0	20.1	53.1	22.4	-	100	430	75.5	

## Percentage of boys and girls at each level/Canran y bechgyn a'r merched ar bob lefel

	D	A	N	B	W	1	2	3	4	5	6	Total Cyfanswm	Base/Sail	4+	
<b>English/Saesneg</b>															
TA results Canlyniadau AA	0.1	-	1.2	-	0.2	0.3	4.9	27.1	50.3	15.8	-	100	900	66.1	
Test/Task Prawf/Tasg	0.3	2.0	1.0	1.2	-	-	3.7	26.3	48.7	16.7	-	100	900	65.4	
<b>Welsh/Cymraeg</b>															
TA results Canlyniadau AA	1.0	-	0.1	-	0.6	3.9	8.2	29.0	44.7	12.3	0.1	100	690	57.1	
Test/Task Prawf/Tasg	1.0	1.4	2.3	3.0	-	-	6.2	27.5	45.7	12.9	-	100	690	58.5	
<b>Mathematics/Mathemateg</b>															
TA results Canlyniadau AA	0.1	0.1	1.1	-	0.2	-	5.5	23.9	50.6	18.5	-	100	900	69.1	
Test/Task Prawf/Tasg	0.3	2.0	0.4	-	-	-	5.8	25.9	47.7	17.8	-	100	900	65.6	
<b>Science/Gwyddoniaeth</b>															
TA results Canlyniadau AA	0.1	0.1	1.0	-	0.3	-	3.3	21.4	53.3	20.4	-	100	900	73.7	
Test/Task Prawf/Tasg	0.3	2.1	0.4	0.1	-	-	4.1	18.7	51.3	22.9	-	100	900	74.1	

## Gwynedd

### Percentage of boys at each level/Canran y bechgyn ar bob lefel

	D	A	N	B	W	1	2	3	4	5	6	Total Cyfanswm	Base/Sail	4+
<b>English/Saesneg</b>														
TA results Canlyniadau AA	0.7	0.3	0.5	-	0.4	1.6	10.2	30.7	42.9	12.8	-	100	770	55.7
Test/Task Prawf/Tasg	0.9	2.2	1.0	3.4	-	-	7.5	25.8	43.4	15.8	-	100	770	59.2
<b>Welsh/Cymraeg</b>														
TA results Canlyniadau AA	1.5	0.1	0.4	-	0.8	2.3	7.0	32.6	42.2	13.2	-	100	750	55.3
Test/Task Prawf/Tasg	2.4	3.5	0.8	2.9	-	-	5.2	29.5	42.3	13.4	-	100	750	55.7
<b>Mathematics/Mathemateg</b>														
TA results Canlyniadau AA	0.7	0.3	0.5	-	0.3	0.9	6.4	23.5	45.9	21.6	-	100	770	67.5
Test/Task Prawf/Tasg	1.0	3.1	1.4	0.8	-	-	4.8	21.3	45.0	22.5	-	100	770	67.5
<b>Science/Gwyddoniaeth</b>														
TA results Canlyniadau AA	0.7	0.3	0.5	-	0.1	0.8	4.8	19.7	48.5	24.6	-	100	770	73.1
Test/Task Prawf/Tasg	1.0	3.0	0.3	0.7	-	-	5.0	15.0	43.3	31.8	-	100	770	75.0

### Percentage of girls at each level/Canran y merched ar bob lefel

	D	A	N	B	W	1	2	3	4	5	6	Total Cyfanswm	Base/Sail	4+
<b>English/Saesneg</b>														
TA results Canlyniadau AA	0.1	0.1	0.3	-	0.1	0.3	5.3	23.6	48.1	22.0	-	100	680	70.1
Test/Task Prawf/Tasg	0.3	1.6	1.0	0.9	-	-	3.8	20.2	48.2	23.9	-	100	680	72.1
<b>Welsh/Cymraeg</b>														
TA results Canlyniadau AA	1.6	-	0.3	-	0.3	1.6	5.2	25.0	42.7	23.1	0.1	100	670	65.9
Test/Task Prawf/Tasg	2.1	2.2	0.3	2.2	-	-	3.7	22.2	42.2	25.0	-	100	670	67.2
<b>Mathematics/Mathemateg</b>														
TA results Canlyniadau AA	0.1	0.1	0.3	-	0.1	0.1	4.0	24.6	48.7	21.8	-	100	680	70.5
Test/Task Prawf/Tasg	0.3	1.9	0.9	0.3	-	-	3.8	25.7	43.7	23.5	-	100	680	67.2
<b>Science/Gwyddoniaeth</b>														
TA results Canlyniadau AA	0.1	0.1	0.1	-	0.1	0.4	3.8	19.4	52.1	23.8	-	100	680	75.8
Test/Task Prawf/Tasg	0.3	2.6	0.7	0.3	-	-	4.1	16.0	44.1	31.8	-	100	680	76.0

### Percentage of boys and girls at each level/Canran y bechgyn a'r merched ar bob lefel

	D	A	N	B	W	1	2	3	4	5	6	Total Cyfanswm	Base/Sail	4+
<b>English/Saesneg</b>														
TA results Canlyniadau AA	0.4	0.2	0.4	-	0.3	1.0	7.9	27.4	45.3	17.1	-	100	1,450	62.5
Test/Task Prawf/Tasg	0.6	1.9	1.0	2.2	-	-	5.7	23.2	45.7	19.6	-	100	1,450	65.3
<b>Welsh/Cymraeg</b>														
TA results Canlyniadau AA	1.5	0.1	0.4	-	0.6	2.0	6.2	29.0	42.4	17.8	0.1	100	1,420	60.3
Test/Task Prawf/Tasg	2.3	2.9	0.6	2.6	-	-	4.5	26.1	42.3	18.9	-	100	1,420	61.1
<b>Mathematics/Mathemateg</b>														
TA results Canlyniadau AA	0.4	0.2	0.4	-	0.2	0.6	5.3	24.0	47.2	21.7	-	100	1,450	68.9
Test/Task Prawf/Tasg	0.7	2.6	1.2	0.6	-	-	4.4	23.4	44.4	22.9	-	100	1,450	67.3
<b>Science/Gwyddoniaeth</b>														
TA results Canlyniadau AA	0.4	0.2	0.3	-	0.1	0.6	4.4	19.6	50.2	24.2	-	100	1,450	74.4
Test/Task Prawf/Tasg	0.7	2.8	0.5	0.5	-	-	4.6	15.5	43.7	31.8	-	100	1,450	75.5

## Conwy

## Percentage of boys at each level/Canran y bechgyn ar bob lefel

	D	A	N	B	W	1	2	3	4	5	6	Total Cyfanswm	Base/Sail	4+
<b>English/Saesneg</b>														
TA results Canlyniadau AA	-	0.7	1.6	-	0.6	1.5	5.8	24.4	51.0	14.3	-	100	670	65.3
Test/Task Prawf/Tasg	-	1.6	1.9	1.8	-	-	5.5	23.7	50.1	15.3	-	100	670	65.5
<b>Welsh/Cymraeg</b>														
TA results Canlyniadau AA	2.0	-	1.3	-	-	0.7	7.4	40.3	38.3	10.1	-	100	150	48.3
Test/Task Prawf/Tasg	2.0	1.3	0.7	4.7	-	-	3.4	39.6	36.9	11.4	-	100	150	48.3
<b>Mathematics/Mathemateg</b>														
TA results Canlyniadau AA	-	0.4	1.6	-	0.9	-	3.3	21.4	50.4	21.9	-	100	670	72.3
Test/Task Prawf/Tasg	-	1.5	0.3	1.0	-	-	3.9	22.5	49.0	21.9	-	100	670	70.8
<b>Science/Gwyddoniaeth</b>														
TA results Canlyniadau AA	-	0.6	1.8	-	0.9	0.1	2.5	15.3	52.5	26.3	-	100	670	78.8
Test/Task Prawf/Tasg	-	2.7	0.3	1.0	-	-	3.9	12.2	47.7	32.2	-	100	670	79.9

## Percentage of girls at each level/Canran y merched ar bob lefel

	D	A	N	B	W	1	2	3	4	5	6	Total Cyfanswm	Base/Sail	4+
<b>English/Saesneg</b>														
TA results Canlyniadau AA	0.2	0.2	2.0	-	1.3	0.7	2.0	18.0	52.2	23.6	-	100	620	75.8
Test/Task Prawf/Tasg	0.2	1.1	1.3	1.8	-	-	2.3	19.3	49.4	24.6	-	100	620	74.0
<b>Welsh/Cymraeg</b>														
TA results Canlyniadau AA	4.1	0.6	1.2	-	-	-	2.3	25.6	45.3	20.9	-	100	170	66.3
Test/Task Prawf/Tasg	4.1	2.3	0.6	-	-	-	1.2	23.8	46.5	21.5	-	100	170	68.0
<b>Mathematics/Mathemateg</b>														
TA results Canlyniadau AA	0.2	0.2	1.8	-	1.1	0.5	2.9	23.0	49.5	20.8	-	100	610	70.4
Test/Task Prawf/Tasg	0.2	1.0	1.8	1.3	-	-	4.1	23.1	48.0	20.5	-	100	610	68.6
<b>Science/Gwyddoniaeth</b>														
TA results Canlyniadau AA	0.2	0.3	2.0	-	1.1	-	1.8	16.6	51.5	26.5	-	100	620	78.0
Test/Task Prawf/Tasg	0.2	1.8	0.2	1.3	-	-	2.3	15.0	48.8	30.6	-	100	620	79.3

## Percentage of boys and girls at each level/Canran y bechgyn a'r merched ar bob lefel

	D	A	N	B	W	1	2	3	4	5	6	Total Cyfanswm	Base/Sail	4+
<b>English/Saesneg</b>														
TA results Canlyniadau AA	0.1	0.5	1.8	-	0.9	1.1	4.0	21.4	51.6	18.7	-	100	1,290	70.3
Test/Task Prawf/Tasg	0.1	1.4	1.6	1.8	-	-	4.0	21.6	49.8	19.7	-	100	1,290	69.5
<b>Welsh/Cymraeg</b>														
TA results Canlyniadau AA	3.1	0.3	1.2	-	-	0.3	4.7	32.4	42.1	15.9	-	100	320	57.9
Test/Task Prawf/Tasg	3.1	1.9	0.6	2.2	-	-	2.2	31.2	42.1	16.8	-	100	320	58.9
<b>Mathematics/Mathemateg</b>														
TA results Canlyniadau AA	0.1	0.3	1.7	-	1.0	0.2	3.1	22.2	50.0	21.4	-	100	1,290	71.4
Test/Task Prawf/Tasg	0.1	1.2	1.0	1.2	-	-	4.0	22.8	48.5	21.2	-	100	1,290	69.8
<b>Science/Gwyddoniaeth</b>														
TA results Canlyniadau AA	0.1	0.5	1.9	-	1.0	0.1	2.2	15.9	52.0	26.4	-	100	1,290	78.4
Test/Task Prawf/Tasg	0.1	2.3	0.2	1.2	-	-	3.1	13.5	48.2	31.4	-	100	1,290	79.7

## Denbighshire / Sir Ddinbych

### Percentage of boys at each level/Canran y bechgyn ar bob lefel

	D	A	N	B	W	1	2	3	4	5	6	Total Cyfanswm	Base/Sail	4+
<b>English/Saesneg</b>														
TA results Canlyniadau AA	0.3	0.2	1.9	-	0.5	0.9	6.5	26.2	48.5	15.2	-	100	650	63.6
Test/Task Prawf/Tasg	0.3	2.2	0.8	2.2	-	-	5.9	24.8	49.1	14.9	-	100	650	63.9
<b>Welsh/Cymraeg</b>														
TA results Canlyniadau AA	1.0	-	-	-	-	-	1.0	26.8	53.6	17.5	-	100	100	71.1
Test/Task Prawf/Tasg	1.0	1.0	-	-	-	-	-	23.7	55.7	18.6	-	100	100	74.2
<b>Mathematics/Mathemateg</b>														
TA results Canlyniadau AA	0.3	-	0.6	-	0.3	0.8	6.3	22.6	45.8	23.1	0.2	100	650	69.0
Test/Task Prawf/Tasg	0.3	2.0	1.9	0.3	-	-	4.2	25.1	44.7	21.5	-	100	650	66.3
<b>Science/Gwyddoniaeth</b>														
TA results Canlyniadau AA	0.3	-	0.5	-	0.3	0.3	5.6	18.1	49.7	25.2	-	100	650	74.9
Test/Task Prawf/Tasg	0.3	3.6	0.6	0.5	-	-	3.7	16.7	50.5	24.1	-	100	650	74.6

### Percentage of girls at each level/Canran y merched ar bob lefel

	D	A	N	B	W	1	2	3	4	5	6	Total Cyfanswm	Base/Sail	4+
<b>English/Saesneg</b>														
TA results Canlyniadau AA	-	0.4	0.7	-	0.2	0.9	6.6	20.3	46.1	24.9	-	100	560	71.0
Test/Task Prawf/Tasg	-	2.8	1.4	1.1	-	-	5.5	17.1	48.9	23.1	-	100	560	72.1
<b>Welsh/Cymraeg</b>														
TA results Canlyniadau AA	-	-	0.9	-	-	0.9	5.7	15.1	53.8	23.6	-	100	110	77.4
Test/Task Prawf/Tasg	0.9	-	-	0.9	-	-	2.8	16.0	52.8	26.4	-	100	110	79.2
<b>Mathematics/Mathemateg</b>														
TA results Canlyniadau AA	-	0.4	0.7	-	0.4	0.5	5.5	23.0	49.5	20.1	-	100	560	69.6
Test/Task Prawf/Tasg	-	2.3	1.4	0.5	-	-	5.3	25.3	47.7	17.4	-	100	560	65.1
<b>Science/Gwyddoniaeth</b>														
TA results Canlyniadau AA	-	0.5	0.7	-	0.2	0.5	6.0	19.2	51.8	21.0	-	100	560	72.8
Test/Task Prawf/Tasg	-	3.2	0.5	0.4	-	-	5.7	16.0	52.5	21.7	-	100	560	74.2

### Percentage of boys and girls at each level/Canran y bechgyn a'r merched ar bob lefel

	D	A	N	B	W	1	2	3	4	5	6	Total Cyfanswm	Base/Sail	4+
<b>English/Saesneg</b>														
TA results Canlyniadau AA	0.2	0.2	1.3	-	0.3	0.9	6.5	23.4	47.4	19.7	-	100	1,210	67.1
Test/Task Prawf/Tasg	0.2	2.5	1.1	1.7	-	-	5.7	21.2	49.0	18.7	-	100	1,210	67.7
<b>Welsh/Cymraeg</b>														
TA results Canlyniadau AA	0.5	-	0.5	-	-	0.5	3.4	20.7	53.7	20.7	-	100	200	74.4
Test/Task Prawf/Tasg	1.0	0.5	-	0.5	-	-	1.5	19.7	54.2	22.7	-	100	200	76.8
<b>Mathematics/Mathemateg</b>														
TA results Canlyniadau AA	0.2	0.2	0.7	-	0.3	0.7	6.0	22.8	47.5	21.7	0.1	100	1,210	69.3
Test/Task Prawf/Tasg	0.2	2.2	1.7	0.4	-	-	4.7	25.2	46.1	19.6	-	100	1,210	65.7
<b>Science/Gwyddoniaeth</b>														
TA results Canlyniadau AA	0.2	0.2	0.6	-	0.2	0.4	5.8	18.6	50.7	23.3	-	100	1,210	73.9
Test/Task Prawf/Tasg	0.2	3.4	0.6	0.4	-	-	4.6	16.4	51.4	23.0	-	100	1,210	74.4



**Flintshire / Sir y Fflint**

## Percentage of boys at each level/Canran y bechgyn ar bob lefel

	D	A	N	B	W	1	2	3	4	5	6	Total Cyfanswm	Base/Sail	4+	
<b>English/Saesneg</b>															
TA results Canlyniadau AA	0.2	0.3	0.5	-	1.1	1.0	7.8	23.7	51.5	14.0	-	100	1,020	65.5	
Test/Task Prawf/Tasg	0.6	1.8	1.1	2.2	-	-	6.2	20.9	48.7	18.6	-	100	1,020	67.3	
<b>Welsh/Cymraeg</b>															
TA results Canlyniadau AA	-	-	-	-	-	-	3.4	22.0	55.9	18.6	-	100	60	74.6	
Test/Task Prawf/Tasg	-	-	-	-	-	-	5.1	16.9	61.0	16.9	-	100	60	78.0	
<b>Mathematics/Mathemateg</b>															
TA results Canlyniadau AA	0.2	0.2	0.6	-	1.0	0.7	5.4	21.3	47.2	23.2	0.2	100	1,020	70.6	
Test/Task Prawf/Tasg	0.6	2.1	0.5	1.6	-	-	4.5	22.2	43.8	24.8	-	100	1,020	68.5	
<b>Science/Gwyddoniaeth</b>															
TA results Canlyniadau AA	0.2	0.1	0.7	-	0.6	0.7	4.0	17.2	51.0	25.5	-	100	1,020	76.5	
Test/Task Prawf/Tasg	0.6	3.1	0.2	1.1	-	-	3.8	12.9	46.3	32.0	-	100	1,020	78.3	

## Percentage of girls at each level/Canran y merched ar bob lefel

	D	A	N	B	W	1	2	3	4	5	6	Total Cyfanswm	Base/Sail	4+	
<b>English/Saesneg</b>															
TA results Canlyniadau AA	-	0.1	0.1	-	0.2	0.5	2.3	20.2	52.4	24.1	-	100	940	76.5	
Test/Task Prawf/Tasg	-	2.0	0.3	0.7	-	-	1.9	14.1	54.1	26.8	-	100	940	80.9	
<b>Welsh/Cymraeg</b>															
TA results Canlyniadau AA	-	-	-	-	1.6	-	1.6	14.5	56.5	25.8	-	100	60	82.3	
Test/Task Prawf/Tasg	1.6	-	-	-	-	-	1.6	12.9	62.9	21.0	-	100	60	83.9	
<b>Mathematics/Mathemateg</b>															
TA results Canlyniadau AA	-	0.2	0.1	-	-	0.3	3.2	22.3	53.9	20.0	-	100	940	73.9	
Test/Task Prawf/Tasg	-	1.8	0.7	0.4	-	-	3.7	24.5	49.9	18.9	-	100	940	68.8	
<b>Science/Gwyddoniaeth</b>															
TA results Canlyniadau AA	-	0.1	0.1	-	-	-	2.2	15.8	57.6	24.1	-	100	940	81.7	
Test/Task Prawf/Tasg	-	2.2	0.3	0.1	-	-	2.5	12.3	53.6	28.9	-	100	940	82.5	

## Percentage of boys and girls at each level/Canran y bechgyn a'r merched ar bob lefel

	D	A	N	B	W	1	2	3	4	5	6	Total Cyfanswm	Base/Sail	4+	
<b>English/Saesneg</b>															
TA results Canlyniadau AA	0.1	0.2	0.3	-	0.7	0.8	5.2	22.0	52.0	18.8	-	100	1,960	70.8	
Test/Task Prawf/Tasg	0.3	1.9	0.7	1.5	-	-	4.1	17.7	51.3	22.5	-	100	1,960	73.8	
<b>Welsh/Cymraeg</b>															
TA results Canlyniadau AA	-	-	-	-	0.8	-	2.5	18.2	56.2	22.3	-	100	120	78.5	
Test/Task Prawf/Tasg	0.8	-	-	-	-	-	3.3	14.9	62.0	19.0	-	100	120	81.0	
<b>Mathematics/Mathemateg</b>															
TA results Canlyniadau AA	0.1	0.2	0.4	-	0.5	0.5	4.3	21.8	50.4	21.6	0.1	100	1,960	72.2	
Test/Task Prawf/Tasg	0.3	1.9	0.6	1.0	-	-	4.1	23.3	46.7	21.9	-	100	1,960	68.7	
<b>Science/Gwyddoniaeth</b>															
TA results Canlyniadau AA	0.1	0.1	0.4	-	0.3	0.4	3.2	16.5	54.2	24.8	-	100	1,960	79.0	
Test/Task Prawf/Tasg	0.3	2.7	0.3	0.6	-	-	3.2	12.6	49.8	30.5	-	100	1,960	80.3	

## Wrexham / Wrecsam

### Percentage of boys at each level/Canran y bechgyn ar bob lefel

	D	A	N	B	W	1	2	3	4	5	6	Total Cyfanswm	Base/Sail	4+
<b>English/Saesneg</b>														
TA results Canlyniadau AA	0.4	-	0.4	-	0.4	1.7	12.7	24.1	45.2	15.2	-	100	830	60.4
Test/Task Prawf/Tasg	0.4	2.3	1.1	3.0	-	-	10.9	21.0	41.7	19.7	-	100	830	61.4
<b>Welsh/Cymraeg</b>														
TA results Canlyniadau AA	-	-	1.4	-	-	-	9.6	21.9	56.2	11.0	-	100	70	67.1
Test/Task Prawf/Tasg	-	-	2.7	-	-	-	2.7	20.5	61.6	12.3	-	100	70	74.0
<b>Mathematics/Mathemateg</b>														
TA results Canlyniadau AA	0.2	0.1	0.5	-	0.2	1.2	6.5	26.2	43.5	21.4	0.1	100	830	65.0
Test/Task Prawf/Tasg	0.4	2.8	0.2	1.4	-	-	5.2	26.8	40.0	23.2	-	100	830	63.2
<b>Science/Gwyddoniaeth</b>														
TA results Canlyniadau AA	0.2	0.1	0.5	-	0.2	0.8	5.3	21.8	46.0	25.0	-	100	830	70.9
Test/Task Prawf/Tasg	0.4	3.0	0.7	0.8	-	-	4.7	18.7	43.4	28.2	-	100	830	71.7

### Percentage of girls at each level/Canran y merched ar bob lefel

	D	A	N	B	W	1	2	3	4	5	6	Total Cyfanswm	Base/Sail	4+
<b>English/Saesneg</b>														
TA results Canlyniadau AA	0.1	-	0.3	-	-	1.0	6.9	17.9	50.1	23.7	-	100	790	73.8
Test/Task Prawf/Tasg	0.1	1.6	0.5	1.6	-	-	5.7	17.3	46.9	26.3	-	100	790	73.2
<b>Welsh/Cymraeg</b>														
TA results Canlyniadau AA	1.2	-	-	-	-	-	4.7	27.1	60.0	7.1	-	100	90	67.1
Test/Task Prawf/Tasg	1.2	2.4	-	-	-	-	4.7	23.5	57.6	10.6	-	100	90	68.2
<b>Mathematics/Mathemateg</b>														
TA results Canlyniadau AA	0.1	-	0.3	-	-	0.9	5.7	23.2	48.5	21.4	-	100	790	69.9
Test/Task Prawf/Tasg	0.1	1.6	1.1	1.1	-	-	5.8	23.4	44.8	21.9	-	100	790	66.8
<b>Science/Gwyddoniaeth</b>														
TA results Canlyniadau AA	0.1	-	0.3	-	-	0.8	4.3	19.4	50.8	24.4	-	100	790	75.2
Test/Task Prawf/Tasg	0.1	2.8	0.4	0.6	-	-	4.4	14.7	49.0	28.0	-	100	790	77.0

### Percentage of boys and girls at each level/Canran y bechgyn a'r merched ar bob lefel

	D	A	N	B	W	1	2	3	4	5	6	Total Cyfanswm	Base/Sail	4+
<b>English/Saesneg</b>														
TA results Canlyniadau AA	0.2	-	0.3	-	0.2	1.4	9.9	21.1	47.6	19.3	-	100	1,620	67.0
Test/Task Prawf/Tasg	0.2	2.0	0.8	2.3	-	-	8.3	19.2	44.2	22.9	-	100	1,620	67.2
<b>Welsh/Cymraeg</b>														
TA results Canlyniadau AA	0.6	-	0.6	-	-	-	7.0	24.7	58.2	8.9	-	100	160	67.1
Test/Task Prawf/Tasg	0.6	1.3	1.3	-	-	-	3.8	22.2	59.5	11.4	-	100	160	70.9
<b>Mathematics/Mathemateg</b>														
TA results Canlyniadau AA	0.2	0.1	0.4	-	0.1	1.0	6.1	24.7	46.0	21.4	0.1	100	1,620	67.4
Test/Task Prawf/Tasg	0.2	2.2	0.7	1.3	-	-	5.5	25.1	42.4	22.6	-	100	1,620	64.9
<b>Science/Gwyddoniaeth</b>														
TA results Canlyniadau AA	0.2	0.1	0.4	-	0.1	0.8	4.8	20.6	48.3	24.7	-	100	1,620	73.0
Test/Task Prawf/Tasg	0.2	2.9	0.6	0.7	-	-	4.6	16.8	46.1	28.1	-	100	1,620	74.2

## Powys

## Percentage of boys at each level/Canran y bechgyn ar bob lefel

	D	A	N	B	W	1	2	3	4	5	6	Total Cyfanswm	Base/Sail	4+	
<b>English/Saesneg</b>															
TA results Canlyniadau AA	1.2	0.4	0.7	-	0.5	0.6	5.1	25.7	49.9	15.8	-	100	820	65.7	
Test/Task Prawf/Tasg	1.7	2.0	0.9	1.6	-	-	4.2	17.9	50.6	21.2	-	100	820	71.8	
<b>Welsh/Cymraeg</b>															
TA results Canlyniadau AA	2.0	-	-	-	-	-	8.1	22.2	54.5	13.1	-	100	100	67.7	
Test/Task Prawf/Tasg	3.0	2.0	-	1.0	-	-	4.0	16.2	58.6	15.2	-	100	100	73.7	
<b>Mathematics/Mathemateg</b>															
TA results Canlyniadau AA	1.1	0.2	0.7	-	0.5	0.5	2.9	21.1	47.4	25.4	0.1	100	820	72.9	
Test/Task Prawf/Tasg	1.7	1.7	0.7	0.4	-	-	2.7	21.9	44.7	26.1	-	100	820	70.8	
<b>Science/Gwyddoniaeth</b>															
TA results Canlyniadau AA	1.1	0.2	0.6	-	0.4	0.4	2.6	16.2	53.2	25.4	-	100	820	78.6	
Test/Task Prawf/Tasg	1.7	1.7	0.2	0.4	-	-	2.2	11.0	52.2	30.5	-	100	820	82.7	

## Percentage of girls at each level/Canran y merched ar bob lefel

	D	A	N	B	W	1	2	3	4	5	6	Total Cyfanswm	Base/Sail	4+	
<b>English/Saesneg</b>															
TA results Canlyniadau AA	0.7	-	1.4	-	0.2	0.1	2.4	15.7	52.1	27.2	0.1	100	810	79.5	
Test/Task Prawf/Tasg	1.4	1.9	-	0.4	-	-	1.6	11.3	47.5	36.0	-	100	810	83.5	
<b>Welsh/Cymraeg</b>															
TA results Canlyniadau AA	1.9	-	-	-	-	-	3.7	8.4	62.6	23.4	-	100	110	86.0	
Test/Task Prawf/Tasg	2.8	0.9	-	-	-	-	-	9.3	60.7	26.2	-	100	110	86.9	
<b>Mathematics/Mathemateg</b>															
TA results Canlyniadau AA	0.7	-	1.0	-	0.2	0.2	2.7	17.7	54.8	22.4	0.1	100	810	77.4	
Test/Task Prawf/Tasg	1.6	1.4	0.4	0.1	-	-	1.5	20.5	49.9	24.6	-	100	810	74.5	
<b>Science/Gwyddoniaeth</b>															
TA results Canlyniadau AA	0.7	-	1.0	-	0.2	0.2	2.0	13.5	58.7	23.6	-	100	810	82.3	
Test/Task Prawf/Tasg	1.6	1.9	0.1	0.1	-	-	0.7	10.8	53.7	31.1	-	100	810	84.8	

## Percentage of boys and girls at each level/Canran y bechgyn a'r merched ar bob lefel

	D	A	N	B	W	1	2	3	4	5	6	Total Cyfanswm	Base/Sail	4+	
<b>English/Saesneg</b>															
TA results Canlyniadau AA	1.0	0.2	1.0	-	0.4	0.4	3.8	20.8	51.0	21.5	0.1	100	1,620	72.5	
Test/Task Prawf/Tasg	1.5	1.9	0.4	1.0	-	-	2.9	14.6	49.1	28.6	-	100	1,620	77.6	
<b>Welsh/Cymraeg</b>															
TA results Canlyniadau AA	1.9	-	-	-	-	-	5.8	15.0	58.7	18.4	-	100	210	77.2	
Test/Task Prawf/Tasg	2.9	1.5	-	0.5	-	-	1.9	12.6	59.7	20.9	-	100	210	80.6	
<b>Mathematics/Mathemateg</b>															
TA results Canlyniadau AA	0.9	0.1	0.9	-	0.4	0.4	2.8	19.4	51.1	23.9	0.1	100	1,620	75.1	
Test/Task Prawf/Tasg	1.7	1.5	0.6	0.2	-	-	2.1	21.2	47.3	25.4	-	100	1,620	72.7	
<b>Science/Gwyddoniaeth</b>															
TA results Canlyniadau AA	0.9	0.1	0.8	-	0.3	0.3	2.3	14.8	55.9	24.5	-	100	1,620	80.4	
Test/Task Prawf/Tasg	1.7	1.8	0.2	0.2	-	-	1.5	10.9	53.0	30.8	-	100	1,620	83.7	

## Ceredigion

## Percentage of boys at each level/Canran y bechgyn ar bob lefel

	D	A	N	B	W	1	2	3	4	5	6	Total Cyfanswm	Base/Sail	4+	
<b>English/Saesneg</b>															
TA results Canlyniadau AA	0.2	0.9	1.6	-	0.4	0.9	6.4	24.9	47.8	16.9	-	100	450	64.7	
Test/Task Prawf/Tasg	0.4	2.9	1.6	2.2	-	-	5.6	20.0	47.3	20.0	-	100	450	67.3	
<b>Welsh/Cymraeg</b>															
TA results Canlyniadau AA	7.4	0.9	4.0	-	0.3	1.5	6.2	29.1	39.3	11.1	-	100	320	50.5	
Test/Task Prawf/Tasg	7.4	2.5	0.9	1.9	-	-	6.8	31.0	37.5	12.1	-	100	320	49.5	
<b>Mathematics/Mathemateg</b>															
TA results Canlyniadau AA	0.2	0.4	1.3	-	0.4	0.7	6.4	19.6	45.6	24.9	0.4	100	450	70.9	
Test/Task Prawf/Tasg	0.4	2.2	1.1	0.7	-	-	3.8	21.3	40.0	30.4	-	100	450	70.4	
<b>Science/Gwyddoniaeth</b>															
TA results Canlyniadau AA	0.4	0.9	1.3	-	0.2	0.7	4.4	15.6	47.1	29.3	-	100	450	76.4	
Test/Task Prawf/Tasg	0.4	2.9	0.7	0.7	-	-	2.4	12.4	41.6	38.9	-	100	450	80.4	

## Percentage of girls at each level/Canran y merched ar bob lefel

	D	A	N	B	W	1	2	3	4	5	6	Total Cyfanswm	Base/Sail	4+	
<b>English/Saesneg</b>															
TA results Canlyniadau AA	1.0	0.3	1.0	-	0.3	0.3	2.6	19.8	49.5	25.3	-	100	380	74.7	
Test/Task Prawf/Tasg	1.0	2.1	-	1.6	-	-	2.1	18.2	47.7	27.3	-	100	380	75.0	
<b>Welsh/Cymraeg</b>															
TA results Canlyniadau AA	1.8	-	1.8	-	-	1.8	3.5	24.0	48.1	19.1	-	100	280	67.1	
Test/Task Prawf/Tasg	2.5	1.8	-	1.8	-	-	2.8	23.0	47.3	20.8	-	100	280	68.2	
<b>Mathematics/Mathemateg</b>															
TA results Canlyniadau AA	1.0	0.5	0.5	-	0.3	-	3.4	26.8	49.2	18.2	-	100	380	67.4	
Test/Task Prawf/Tasg	1.0	1.8	-	0.3	-	-	3.4	27.1	43.5	22.9	-	100	380	66.4	
<b>Science/Gwyddoniaeth</b>															
TA results Canlyniadau AA	1.0	0.3	0.8	-	0.3	-	2.6	20.3	50.5	24.2	-	100	380	74.7	
Test/Task Prawf/Tasg	1.0	2.1	-	0.3	-	-	2.9	16.7	44.5	32.6	-	100	380	77.1	

## Percentage of boys and girls at each level/Canran y bechgyn a'r merched ar bob lefel

	D	A	N	B	W	1	2	3	4	5	6	Total Cyfanswm	Base/Sail	4+	
<b>English/Saesneg</b>															
TA results Canlyniadau AA	0.6	0.6	1.3	-	0.4	0.6	4.7	22.5	48.6	20.7	-	100	830	69.3	
Test/Task Prawf/Tasg	0.7	2.5	0.8	1.9	-	-	4.0	19.2	47.5	23.4	-	100	830	70.9	
<b>Welsh/Cymraeg</b>															
TA results Canlyniadau AA	4.8	0.5	3.0	-	0.2	1.7	5.0	26.7	43.4	14.9	-	100	610	58.3	
Test/Task Prawf/Tasg	5.1	2.1	0.5	1.8	-	-	5.0	27.2	42.1	16.2	-	100	610	58.3	
<b>Mathematics/Mathemateg</b>															
TA results Canlyniadau AA	0.6	0.5	1.0	-	0.4	0.4	5.0	22.9	47.2	21.8	0.2	100	830	69.3	
Test/Task Prawf/Tasg	0.7	2.0	0.6	0.5	-	-	3.6	24.0	41.6	27.0	-	100	830	68.6	
<b>Science/Gwyddoniaeth</b>															
TA results Canlyniadau AA	0.7	0.6	1.1	-	0.2	0.4	3.6	17.7	48.7	27.0	-	100	830	75.7	
Test/Task Prawf/Tasg	0.7	2.5	0.4	0.5	-	-	2.6	14.4	42.9	36.0	-	100	830	78.9	

## Pembrokeshire / Sir Benfro

## Percentage of boys at each level/Canran y bechgyn ar bob lefel

	D	A	N	B	W	1	2	3	4	5	6	Total Cyfanswm	Base/Sail	4+
<b>English/Saesneg</b>														
TA results Canlyniadau AA	1.3	0.1	0.1	-	0.1	1.1	5.1	27.2	49.3	15.6	-	100	760	64.9
Test/Task Prawf/Tasg	1.1	2.2	2.0	1.2	-	-	3.8	23.7	48.5	17.4	-	100	760	66.0
<b>Welsh/Cymraeg</b>														
TA results Canlyniadau AA	4.0	0.8	-	-	0.8	1.6	7.3	31.5	37.9	16.1	-	100	120	54.0
Test/Task Prawf/Tasg	4.0	3.2	-	2.4	-	-	3.2	32.3	40.3	14.5	-	100	120	54.8
<b>Mathematics/Mathemateg</b>														
TA results Canlyniadau AA	1.3	-	0.3	-	0.1	0.1	4.6	22.6	48.0	22.8	0.1	100	760	71.0
Test/Task Prawf/Tasg	1.2	1.8	0.9	0.3	-	-	3.6	22.7	47.0	22.6	-	100	760	69.5
<b>Science/Gwyddoniaeth</b>														
TA results Canlyniadau AA	1.1	-	-	-	0.1	0.3	3.8	15.4	51.6	27.7	-	100	760	79.3
Test/Task Prawf/Tasg	1.1	2.4	0.3	0.3	-	-	4.0	12.9	48.8	30.3	-	100	760	79.2

## Percentage of girls at each level/Canran y merched ar bob lefel

	D	A	N	B	W	1	2	3	4	5	6	Total Cyfanswm	Base/Sail	4+
<b>English/Saesneg</b>														
TA results Canlyniadau AA	0.7	-	0.1	-	0.1	0.3	3.1	19.7	51.4	24.6	-	100	750	76.0
Test/Task Prawf/Tasg	0.9	1.7	0.9	0.1	-	-	3.5	18.1	48.1	26.6	-	100	750	74.7
<b>Welsh/Cymraeg</b>														
TA results Canlyniadau AA	2.3	-	-	-	1.5	0.8	6.9	16.0	54.2	18.3	-	100	130	72.5
Test/Task Prawf/Tasg	2.3	3.1	-	2.3	-	-	3.1	18.3	54.2	16.8	-	100	130	71.0
<b>Mathematics/Mathemateg</b>														
TA results Canlyniadau AA	0.7	-	0.1	-	0.1	0.9	3.3	23.4	52.2	19.1	-	100	750	71.4
Test/Task Prawf/Tasg	1.1	1.9	0.8	0.5	-	-	3.5	23.2	50.2	18.9	-	100	750	69.1
<b>Science/Gwyddoniaeth</b>														
TA results Canlyniadau AA	0.7	-	0.1	-	0.1	0.4	2.8	17.4	57.0	21.4	-	100	750	78.4
Test/Task Prawf/Tasg	1.1	2.4	0.3	0.1	-	-	3.1	12.9	53.1	27.0	-	100	750	80.2

## Percentage of boys and girls at each level/Canran y bechgyn a'r merched ar bob lefel

	D	A	N	B	W	1	2	3	4	5	6	Total Cyfanswm	Base/Sail	4+
<b>English/Saesneg</b>														
TA results Canlyniadau AA	1.0	0.1	0.1	-	0.1	0.7	4.1	23.5	50.4	20.1	-	100	1,510	70.4
Test/Task Prawf/Tasg	1.0	2.0	1.5	0.7	-	-	3.7	20.9	48.3	22.0	-	100	1,510	70.3
<b>Welsh/Cymraeg</b>														
TA results Canlyniadau AA	3.1	0.4	-	-	1.2	1.2	7.1	23.5	46.3	17.3	-	100	260	63.5
Test/Task Prawf/Tasg	3.1	3.1	-	2.4	-	-	3.1	25.1	47.5	15.7	-	100	260	63.1
<b>Mathematics/Mathemateg</b>														
TA results Canlyniadau AA	1.0	-	0.2	-	0.1	0.5	4.0	23.0	50.1	21.0	0.1	100	1,510	71.2
Test/Task Prawf/Tasg	1.1	1.9	0.9	0.4	-	-	3.5	22.9	48.6	20.7	-	100	1,510	69.3
<b>Science/Gwyddoniaeth</b>														
TA results Canlyniadau AA	0.9	-	0.1	-	0.1	0.3	3.3	16.4	54.3	24.6	-	100	1,510	78.9
Test/Task Prawf/Tasg	1.1	2.4	0.3	0.2	-	-	3.5	12.9	51.0	28.7	-	100	1,510	79.7

## Carmarthenshire / Sir Gaerfyrddin

### Percentage of boys at each level/Canran y bechgyn ar bob lefel

	D	A	N	B	W	1	2	3	4	5	6	Total Cyfanswm	Base/Sail	4+
<b>English/Saesneg</b>														
TA results Canlyniadau AA	0.3	0.3	2.3	-	0.1	1.1	10.6	25.8	46.6	13.0	-	100	1,090	59.6
Test/Task Prawf/Tasg	0.4	2.0	1.7	2.0	-	-	7.8	23.2	47.6	15.2	-	100	1,090	62.8
<b>Welsh/Cymraeg</b>														
TA results Canlyniadau AA	3.1	0.4	2.7	-	0.6	1.3	7.8	31.9	42.6	9.6	-	100	520	52.2
Test/Task Prawf/Tasg	2.9	2.3	1.7	1.9	-	-	4.4	32.5	43.8	10.5	-	100	520	54.3
<b>Mathematics/Mathemateg</b>														
TA results Canlyniadau AA	0.3	0.3	2.2	-	0.1	0.9	6.3	22.8	44.5	22.4	0.2	100	1,090	67.1
Test/Task Prawf/Tasg	0.4	1.9	0.6	0.7	-	-	4.1	24.7	43.6	23.9	-	100	1,090	67.5
<b>Science/Gwyddoniaeth</b>														
TA results Canlyniadau AA	0.3	0.4	2.1	-	0.1	0.6	5.5	18.8	47.0	25.2	-	100	1,090	72.2
Test/Task Prawf/Tasg	0.4	2.6	0.2	0.6	-	-	5.3	14.4	43.9	32.5	-	100	1,090	76.5

### Percentage of girls at each level/Canran y merched ar bob lefel

	D	A	N	B	W	1	2	3	4	5	6	Total Cyfanswm	Base/Sail	4+
<b>English/Saesneg</b>														
TA results Canlyniadau AA	0.1	0.4	2.4	-	0.1	0.4	4.2	17.7	51.3	23.4	-	100	1,120	74.7
Test/Task Prawf/Tasg	0.1	2.5	0.4	1.0	-	-	2.8	15.0	52.2	26.1	-	100	1,120	78.2
<b>Welsh/Cymraeg</b>														
TA results Canlyniadau AA	1.1	0.5	3.1	-	0.7	1.1	4.1	22.5	47.4	19.3	0.2	100	560	66.8
Test/Task Prawf/Tasg	1.1	1.8	0.5	1.6	-	-	3.4	21.8	50.1	19.6	-	100	560	69.7
<b>Mathematics/Mathemateg</b>														
TA results Canlyniadau AA	0.1	0.5	2.4	-	0.1	0.2	3.9	22.0	50.9	19.8	0.1	100	1,120	70.8
Test/Task Prawf/Tasg	0.1	2.1	0.7	0.4	-	-	3.4	22.2	49.9	21.2	-	100	1,120	71.1
<b>Science/Gwyddoniaeth</b>														
TA results Canlyniadau AA	0.1	0.5	2.5	-	0.1	0.2	3.0	16.9	52.3	24.4	-	100	1,120	76.6
Test/Task Prawf/Tasg	0.1	2.9	0.2	0.4	-	-	3.3	13.5	48.9	30.8	-	100	1,120	79.7

### Percentage of boys and girls at each level/Canran y bechgyn a'r merched ar bob lefel

	D	A	N	B	W	1	2	3	4	5	6	Total Cyfanswm	Base/Sail	4+
<b>English/Saesneg</b>														
TA results Canlyniadau AA	0.2	0.4	2.4	-	0.1	0.7	7.3	21.7	49.0	18.3	-	100	2,210	67.2
Test/Task Prawf/Tasg	0.2	2.3	1.1	1.5	-	-	5.3	19.0	49.9	20.7	-	100	2,210	70.6
<b>Welsh/Cymraeg</b>														
TA results Canlyniadau AA	2.0	0.5	2.9	-	0.6	1.2	5.9	27.1	45.1	14.6	0.1	100	1,080	59.7
Test/Task Prawf/Tasg	1.9	2.0	1.1	1.8	-	-	3.9	27.0	47.0	15.2	-	100	1,080	62.2
<b>Mathematics/Mathemateg</b>														
TA results Canlyniadau AA	0.2	0.4	2.3	-	0.1	0.5	5.1	22.4	47.8	21.1	0.1	100	2,210	69.0
Test/Task Prawf/Tasg	0.2	2.0	0.7	0.5	-	-	3.8	23.4	46.8	22.5	-	100	2,210	69.3
<b>Science/Gwyddoniaeth</b>														
TA results Canlyniadau AA	0.2	0.5	2.3	-	0.1	0.4	4.3	17.9	49.7	24.8	-	100	2,210	74.4
Test/Task Prawf/Tasg	0.2	2.7	0.2	0.5	-	-	4.3	14.0	46.4	31.7	-	100	2,210	78.1



## Swansea / Abertawe

## Percentage of boys at each level/Canran y bechgyn ar bob lefel

	D	A	N	B	W	1	2	3	4	5	6	Total Cyfanswm	Base/Sail	4+	
<b>English/Saesneg</b>															
TA results Canlyniadau AA	0.6	0.3	0.5	-	0.5	0.4	8.3	26.9	45.9	16.5	0.1	100	1,480	62.6	
Test/Task Prawf/Tasg	0.9	1.9	0.7	1.3	-	-	7.8	24.2	45.7	17.5	-	100	1,480	63.1	
<b>Welsh/Cymraeg</b>															
TA results Canlyniadau AA	-	-	-	-	-	1.3	7.9	32.9	42.1	15.8	-	100	80	57.9	
Test/Task Prawf/Tasg	-	5.3	5.3	-	-	-	3.9	22.4	46.1	17.1	-	100	80	63.2	
<b>Mathematics/Mathemateg</b>															
TA results Canlyniadau AA	0.6	0.5	0.3	-	0.4	0.5	6.2	20.2	47.8	23.3	0.3	100	1,480	71.4	
Test/Task Prawf/Tasg	0.9	2.6	0.8	0.3	-	-	4.7	21.7	45.4	23.7	-	100	1,480	69.1	
<b>Science/Gwyddoniaeth</b>															
TA results Canlyniadau AA	0.6	0.3	0.2	-	0.3	0.3	4.8	15.4	51.0	27.0	-	100	1,480	78.0	
Test/Task Prawf/Tasg	0.9	2.8	0.2	0.2	-	-	4.5	11.4	49.7	30.4	-	100	1,480	80.1	

## Percentage of girls at each level/Canran y merched ar bob lefel

	D	A	N	B	W	1	2	3	4	5	6	Total Cyfanswm	Base/Sail	4+	
<b>English/Saesneg</b>															
TA results Canlyniadau AA	0.2	0.1	0.3	-	0.1	0.6	6.0	17.6	47.6	27.2	0.1	100	1,430	74.9	
Test/Task Prawf/Tasg	0.3	1.5	0.4	1.0	-	-	6.0	17.7	46.7	26.5	-	100	1,430	73.2	
<b>Welsh/Cymraeg</b>															
TA results Canlyniadau AA	-	1.0	-	-	-	1.0	7.8	18.4	47.6	23.3	1.0	100	100	71.8	
Test/Task Prawf/Tasg	-	3.9	1.0	1.0	-	-	1.0	19.4	45.6	28.2	-	100	100	73.8	
<b>Mathematics/Mathemateg</b>															
TA results Canlyniadau AA	0.2	0.1	0.2	-	0.1	0.8	5.0	20.7	47.6	25.1	0.1	100	1,430	72.8	
Test/Task Prawf/Tasg	0.4	1.8	1.3	0.2	-	-	4.6	23.8	43.1	24.9	-	100	1,430	68.0	
<b>Science/Gwyddoniaeth</b>															
TA results Canlyniadau AA	0.1	0.2	0.1	-	-	0.7	4.9	14.4	51.8	27.7	-	100	1,430	79.6	
Test/Task Prawf/Tasg	0.3	2.6	0.6	0.2	-	-	5.4	11.0	47.8	32.2	-	100	1,430	80.0	

## Percentage of boys and girls at each level/Canran y bechgyn a'r merched ar bob lefel

	D	A	N	B	W	1	2	3	4	5	6	Total Cyfanswm	Base/Sail	4+	
<b>English/Saesneg</b>															
TA results Canlyniadau AA	0.4	0.2	0.4	-	0.3	0.5	7.2	22.3	46.8	21.7	0.1	100	2,910	68.7	
Test/Task Prawf/Tasg	0.6	1.7	0.6	1.1	-	-	6.9	21.0	46.2	21.9	-	100	2,910	68.1	
<b>Welsh/Cymraeg</b>															
TA results Canlyniadau AA	-	0.6	-	-	-	1.1	7.8	24.6	45.3	20.1	0.6	100	180	65.9	
Test/Task Prawf/Tasg	-	4.5	2.8	0.6	-	-	2.2	20.7	45.8	23.5	-	100	180	69.3	
<b>Mathematics/Mathemateg</b>															
TA results Canlyniadau AA	0.4	0.3	0.2	-	0.2	0.6	5.6	20.5	47.7	24.2	0.2	100	2,900	72.1	
Test/Task Prawf/Tasg	0.6	2.2	1.0	0.2	-	-	4.6	22.8	44.3	24.3	-	100	2,910	68.5	
<b>Science/Gwyddoniaeth</b>															
TA results Canlyniadau AA	0.4	0.3	0.2	-	0.2	0.5	4.9	14.9	51.4	27.4	-	100	2,910	78.8	
Test/Task Prawf/Tasg	0.6	2.7	0.4	0.2	-	-	4.9	11.2	48.8	31.3	-	100	2,910	80.0	

## Neath Port Talbot / Castell-Nedd Port Talbot

### Percentage of boys at each level/Canran y bechgyn ar bob lefel

	D	A	N	B	W	1	2	3	4	5	6	Total Cyfanswm	Base/Sail	4+
<b>English/Saesneg</b>														
TA results Canlyniadau AA	0.3	-	0.2	-	-	1.5	8.0	30.3	47.6	12.0	-	100	910	59.6
Test/Task Prawf/Tasg	0.3	2.9	2.3	1.3	-	-	6.3	28.2	46.2	12.5	-	100	910	58.7
<b>Welsh/Cymraeg</b>														
TA results Canlyniadau AA	-	-	0.7	-	-	-	3.7	35.8	55.2	4.5	-	100	130	59.7
Test/Task Prawf/Tasg	-	1.5	-	-	-	-	4.5	35.1	55.2	3.7	-	100	130	59.0
<b>Mathematics/Mathemateg</b>														
TA results Canlyniadau AA	0.3	-	0.3	-	-	1.0	5.8	23.0	45.8	23.8	-	100	910	69.5
Test/Task Prawf/Tasg	0.3	2.1	1.0	0.3	-	-	5.4	22.0	45.0	23.9	-	100	910	68.9
<b>Science/Gwyddoniaeth</b>														
TA results Canlyniadau AA	0.3	-	0.2	-	-	0.9	4.5	16.9	48.1	29.0	-	100	910	77.1
Test/Task Prawf/Tasg	0.3	3.0	0.3	0.2	-	-	4.8	12.5	46.2	32.6	-	100	910	78.8

### Percentage of girls at each level/Canran y merched ar bob lefel

	D	A	N	B	W	1	2	3	4	5	6	Total Cyfanswm	Base/Sail	4+
<b>English/Saesneg</b>														
TA results Canlyniadau AA	0.4	0.1	0.2	-	0.1	0.4	4.6	23.5	48.3	22.3	-	100	920	70.6
Test/Task Prawf/Tasg	0.4	2.6	0.9	0.4	-	-	4.7	23.4	45.1	22.4	-	100	920	67.5
<b>Welsh/Cymraeg</b>														
TA results Canlyniadau AA	1.7	0.8	-	-	-	-	1.7	28.1	43.0	24.8	-	100	120	67.8
Test/Task Prawf/Tasg	1.7	2.5	-	-	-	-	2.5	24.8	48.8	19.8	-	100	120	68.6
<b>Mathematics/Mathemateg</b>														
TA results Canlyniadau AA	0.4	0.1	0.3	-	0.1	0.7	5.0	24.1	45.7	23.6	-	100	920	69.2
Test/Task Prawf/Tasg	0.4	2.3	0.8	0.5	-	-	5.0	25.2	43.2	22.6	-	100	920	65.8
<b>Science/Gwyddoniaeth</b>														
TA results Canlyniadau AA	0.4	0.1	0.3	-	0.1	0.7	3.7	19.4	47.6	27.7	-	100	920	75.3
Test/Task Prawf/Tasg	0.4	3.5	0.3	0.5	-	-	5.2	15.1	44.7	30.2	-	100	920	74.8

### Percentage of boys and girls at each level/Canran y bechgyn a'r merched ar bob lefel

	D	A	N	B	W	1	2	3	4	5	6	Total Cyfanswm	Base/Sail	4+
<b>English/Saesneg</b>														
TA results Canlyniadau AA	0.4	0.1	0.2	-	0.1	1.0	6.3	26.9	47.9	17.2	-	100	1,830	65.1
Test/Task Prawf/Tasg	0.4	2.7	1.6	0.9	-	-	5.5	25.8	45.6	17.5	-	100	1,830	63.2
<b>Welsh/Cymraeg</b>														
TA results Canlyniadau AA	0.8	0.4	0.4	-	-	-	2.7	32.2	49.4	14.1	-	100	260	63.5
Test/Task Prawf/Tasg	0.8	2.0	-	-	-	-	3.5	30.2	52.2	11.4	-	100	260	63.5
<b>Mathematics/Mathemateg</b>														
TA results Canlyniadau AA	0.4	0.1	0.3	-	0.1	0.8	5.4	23.5	45.7	23.7	-	100	1,830	69.4
Test/Task Prawf/Tasg	0.4	2.2	0.9	0.4	-	-	5.2	23.6	44.1	23.2	-	100	1,830	67.3
<b>Science/Gwyddoniaeth</b>														
TA results Canlyniadau AA	0.4	0.1	0.3	-	0.1	0.8	4.1	18.2	47.8	28.4	-	100	1,830	76.2
Test/Task Prawf/Tasg	0.4	3.2	0.3	0.4	-	-	5.0	13.8	45.4	31.4	-	100	1,830	76.8



**Bridgend / Pen-y-bont ar Ogwr**

## Percentage of boys at each level/Canran y bechgyn ar bob lefel

	D	A	N	B	W	1	2	3	4	5	6	Total Cyfanswm	Base/Sail	4+
<b>English/Saesneg</b>														
TA results Canlyniadau AA	0.3	0.1	-	-	0.8	2.5	8.6	27.0	47.0	13.4	0.3	100	970	60.6
Test/Task Prawf/Tasg	0.6	1.5	1.8	3.1	-	-	7.0	24.9	45.8	15.2	-	100	970	61.0
<b>Welsh/Cymraeg</b>														
TA results Canlyniadau AA	-	-	-	-	-	-	6.0	38.8	43.3	11.9	-	100	70	55.2
Test/Task Prawf/Tasg	-	-	-	-	-	-	3.0	28.4	52.2	16.4	-	100	70	68.7
<b>Mathematics/Mathemateg</b>														
TA results Canlyniadau AA	0.3	-	-	-	0.8	1.6	6.4	22.9	44.5	23.0	0.4	100	970	67.9
Test/Task Prawf/Tasg	0.6	1.1	0.8	2.2	-	-	5.8	21.6	42.4	25.5	-	100	970	67.9
<b>Science/Gwyddoniaeth</b>														
TA results Canlyniadau AA	0.3	-	-	-	0.6	1.5	6.0	18.1	47.6	25.9	-	100	970	73.5
Test/Task Prawf/Tasg	0.6	1.5	0.4	2.1	-	-	4.3	13.8	44.4	32.9	-	100	970	77.3

## Percentage of girls at each level/Canran y merched ar bob lefel

	D	A	N	B	W	1	2	3	4	5	6	Total Cyfanswm	Base/Sail	4+
<b>English/Saesneg</b>														
TA results Canlyniadau AA	-	0.1	0.1	-	0.4	1.1	5.2	19.9	49.8	23.1	0.3	100	940	73.2
Test/Task Prawf/Tasg	0.2	1.6	1.1	1.2	-	-	4.5	17.4	49.4	24.7	-	100	940	74.1
<b>Welsh/Cymraeg</b>														
TA results Canlyniadau AA	-	-	-	-	-	-	5.7	23.0	52.9	18.4	-	100	90	71.3
Test/Task Prawf/Tasg	-	2.3	-	-	-	-	3.4	14.9	58.6	20.7	-	100	90	79.3
<b>Mathematics/Mathemateg</b>														
TA results Canlyniadau AA	-	0.1	0.2	-	0.5	0.6	5.2	20.6	50.1	22.6	-	100	940	72.7
Test/Task Prawf/Tasg	0.2	2.0	1.8	0.6	-	-	4.5	21.4	46.2	23.3	-	100	940	69.5
<b>Science/Gwyddoniaeth</b>														
TA results Canlyniadau AA	-	-	0.1	-	0.4	0.9	4.7	18.5	51.6	23.8	-	100	940	75.5
Test/Task Prawf/Tasg	0.2	1.9	0.5	0.7	-	-	3.0	16.2	48.9	28.6	-	100	940	77.5

## Percentage of boys and girls at each level/Canran y bechgyn a'r merched ar bob lefel

	D	A	N	B	W	1	2	3	4	5	6	Total Cyfanswm	Base/Sail	4+
<b>English/Saesneg</b>														
TA results Canlyniadau AA	0.2	0.1	0.1	-	0.6	1.8	6.9	23.5	48.4	18.1	0.3	100	1,910	66.8
Test/Task Prawf/Tasg	0.4	1.6	1.5	2.1	-	-	5.7	21.2	47.6	19.9	-	100	1,910	67.5
<b>Welsh/Cymraeg</b>														
TA results Canlyniadau AA	-	-	-	-	-	-	5.8	29.9	48.7	15.6	-	100	150	64.3
Test/Task Prawf/Tasg	-	1.3	-	-	-	-	3.2	20.8	55.8	18.8	-	100	150	74.7
<b>Mathematics/Mathemateg</b>														
TA results Canlyniadau AA	0.2	0.1	0.1	-	0.7	1.1	5.8	21.8	47.2	22.8	0.2	100	1,910	70.3
Test/Task Prawf/Tasg	0.4	1.6	1.3	1.4	-	-	5.1	21.5	44.3	24.4	-	100	1,910	68.7
<b>Science/Gwyddoniaeth</b>														
TA results Canlyniadau AA	0.2	-	0.1	-	0.5	1.2	5.3	18.3	49.6	24.9	-	100	1,910	74.5
Test/Task Prawf/Tasg	0.4	1.7	0.5	1.4	-	-	3.7	14.9	46.6	30.8	-	100	1,910	77.4

## The Vale of Glamorgan / Bro Morgannwg

### Percentage of boys at each level/Canran y bechgyn ar bob lefel

	D	A	N	B	W	1	2	3	4	5	6	Total Cyfanswm	Base/Sail	4+	
<b>English/Saesneg</b>															
TA results Canlyniadau AA	0.5	-	0.2	-	1.2	1.4	5.8	23.2	48.0	19.6	0.1	100	840	67.7	
Test/Task Prawf/Tasg	0.5	0.7	0.5	3.1	-	-	5.5	19.8	46.3	23.6	-	100	840	70.0	
<b>Welsh/Cymraeg</b>															
TA results Canlyniadau AA	-	-	-	-	-	-	8.3	29.2	35.4	27.1	-	100	50	62.5	
Test/Task Prawf/Tasg	-	2.1	-	-	-	-	8.3	29.2	35.4	25.0	-	100	50	60.4	
<b>Mathematics/Mathemateg</b>															
TA results Canlyniadau AA	0.5	-	-	-	0.7	1.7	4.7	19.5	45.1	27.4	0.5	100	840	73.0	
Test/Task Prawf/Tasg	0.5	1.4	0.7	2.0	-	-	3.7	20.0	44.1	27.5	-	100	840	71.6	
<b>Science/Gwyddoniaeth</b>															
TA results Canlyniadau AA	0.4	-	0.4	-	1.0	0.5	5.2	14.1	46.9	31.6	-	100	840	78.5	
Test/Task Prawf/Tasg	0.4	2.0	0.2	1.2	-	-	4.9	11.4	45.6	34.3	-	100	840	79.9	

### Percentage of girls at each level/Canran y merched ar bob lefel

	D	A	N	B	W	1	2	3	4	5	6	Total Cyfanswm	Base/Sail	4+	
<b>English/Saesneg</b>															
TA results Canlyniadau AA	-	0.1	0.1	-	0.1	0.3	3.6	17.4	47.0	31.2	0.1	100	860	78.3	
Test/Task Prawf/Tasg	-	0.7	0.3	0.9	-	-	3.3	15.2	47.1	32.4	-	100	860	79.5	
<b>Welsh/Cymraeg</b>															
TA results Canlyniadau AA	-	1.3	-	-	-	1.3	5.2	28.6	41.6	22.1	-	100	80	63.6	
Test/Task Prawf/Tasg	-	2.6	-	1.3	-	-	5.2	31.2	40.3	19.5	-	100	80	59.7	
<b>Mathematics/Mathemateg</b>															
TA results Canlyniadau AA	-	0.1	0.1	-	0.3	0.2	3.6	22.2	47.7	25.6	0.1	100	860	73.4	
Test/Task Prawf/Tasg	-	1.0	0.2	0.5	-	-	4.1	23.7	44.8	25.7	-	100	860	70.5	
<b>Science/Gwyddoniaeth</b>															
TA results Canlyniadau AA	-	0.1	0.2	-	0.1	0.8	2.6	16.3	49.7	30.2	-	100	860	79.9	
Test/Task Prawf/Tasg	-	1.4	0.7	0.3	-	-	2.3	14.0	49.2	32.1	-	100	860	81.3	

### Percentage of boys and girls at each level/Canran y bechgyn a'r merched ar bob lefel

	D	A	N	B	W	1	2	3	4	5	6	Total Cyfanswm	Base/Sail	4+	
<b>English/Saesneg</b>															
TA results Canlyniadau AA	0.2	0.1	0.2	-	0.6	0.9	4.7	20.3	47.5	25.4	0.1	100	1,700	73.0	
Test/Task Prawf/Tasg	0.2	0.7	0.4	2.0	-	-	4.3	17.5	46.7	28.1	-	100	1,700	74.8	
<b>Welsh/Cymraeg</b>															
TA results Canlyniadau AA	-	0.8	-	-	-	0.8	6.4	28.8	39.2	24.0	-	100	130	63.2	
Test/Task Prawf/Tasg	-	2.4	-	0.8	-	-	6.4	30.4	38.4	21.6	-	100	130	60.0	
<b>Mathematics/Mathemateg</b>															
TA results Canlyniadau AA	0.2	0.1	0.1	-	0.5	0.9	4.2	20.8	46.4	26.5	0.3	100	1,700	73.2	
Test/Task Prawf/Tasg	0.2	1.2	0.5	1.2	-	-	3.9	21.9	44.5	26.6	-	100	1,700	71.1	
<b>Science/Gwyddoniaeth</b>															
TA results Canlyniadau AA	0.2	0.1	0.3	-	0.5	0.6	3.9	15.2	48.3	30.9	-	100	1,700	79.2	
Test/Task Prawf/Tasg	0.2	1.7	0.5	0.8	-	-	3.6	12.7	47.4	33.2	-	100	1,700	80.6	

## Rhondda, Cynon, Taff / Rhondda, Cynon, Taf

## Percentage of boys at each level/Canran y bechgyn ar bob lefel

	D	A	N	B	W	1	2	3	4	5	6	Total Cyfanswm	Base/Sail	4+	
<b>English/Saesneg</b>															
TA results Canlyniadau AA	0.3	0.4	0.9	-	0.2	1.4	8.4	29.0	45.4	14.0	0.1	100	1,630	59.5	
Test/Task Prawf/Tasg	0.2	2.7	1.9	1.1	-	-	8.0	24.1	46.5	15.5	-	100	1,630	62.0	
<b>Welsh/Cymraeg</b>															
TA results Canlyniadau AA	-	0.5	-	-	-	-	4.6	36.6	49.0	9.3	-	100	190	58.2	
Test/Task Prawf/Tasg	0.5	1.5	0.5	-	-	-	3.1	30.4	53.6	10.3	-	100	190	63.9	
<b>Mathematics/Mathemateg</b>															
TA results Canlyniadau AA	0.2	0.4	0.8	-	0.1	0.5	6.3	24.4	45.9	20.7	0.7	100	1,640	67.3	
Test/Task Prawf/Tasg	0.2	3.0	1.1	-	-	-	5.4	23.7	43.2	23.3	-	100	1,640	66.5	
<b>Science/Gwyddoniaeth</b>															
TA results Canlyniadau AA	0.2	0.4	0.8	-	-	0.2	5.2	21.9	47.7	23.5	0.1	100	1,630	71.2	
Test/Task Prawf/Tasg	0.2	3.5	0.6	-	-	-	4.5	16.0	46.6	28.6	-	100	1,630	75.2	

## Percentage of girls at each level/Canran y merched ar bob lefel

	D	A	N	B	W	1	2	3	4	5	6	Total Cyfanswm	Base/Sail	4+	
<b>English/Saesneg</b>															
TA results Canlyniadau AA	0.1	0.4	1.0	-	0.1	0.7	4.7	21.7	50.0	21.3	-	100	1,570	71.2	
Test/Task Prawf/Tasg	0.1	2.4	0.5	1.0	-	-	3.8	19.6	50.9	21.8	-	100	1,570	72.7	
<b>Welsh/Cymraeg</b>															
TA results Canlyniadau AA	0.4	-	-	-	-	0.4	2.0	16.1	54.2	26.9	-	100	250	81.1	
Test/Task Prawf/Tasg	0.8	0.8	0.4	0.4	-	-	1.6	12.4	57.0	26.5	-	100	250	83.5	
<b>Mathematics/Mathemateg</b>															
TA results Canlyniadau AA	0.1	0.4	0.9	-	0.1	0.5	5.0	23.3	50.7	18.6	0.5	100	1,570	69.8	
Test/Task Prawf/Tasg	0.1	2.1	0.9	0.1	-	-	4.5	24.1	47.4	20.9	-	100	1,570	68.3	
<b>Science/Gwyddoniaeth</b>															
TA results Canlyniadau AA	0.1	0.4	0.9	-	0.1	0.3	4.2	20.4	52.4	21.2	0.1	100	1,570	73.6	
Test/Task Prawf/Tasg	0.1	2.7	0.3	0.1	-	-	4.0	15.7	52.3	24.8	-	100	1,570	77.1	

## Percentage of boys and girls at each level/Canran y bechgyn a'r merched ar bob lefel

	D	A	N	B	W	1	2	3	4	5	6	Total Cyfanswm	Base/Sail	4+	
<b>English/Saesneg</b>															
TA results Canlyniadau AA	0.2	0.4	0.9	-	0.2	1.1	6.6	25.4	47.6	17.6	-	100	3,200	65.2	
Test/Task Prawf/Tasg	0.2	2.5	1.2	1.0	-	-	5.9	21.9	48.6	18.6	-	100	3,200	67.2	
<b>Welsh/Cymraeg</b>															
TA results Canlyniadau AA	0.2	0.2	-	-	-	0.2	3.2	25.1	51.9	19.2	-	100	440	71.1	
Test/Task Prawf/Tasg	0.7	1.1	0.5	0.2	-	-	2.3	20.3	55.5	19.4	-	100	440	74.9	
<b>Mathematics/Mathemateg</b>															
TA results Canlyniadau AA	0.1	0.4	0.8	-	0.1	0.5	5.7	23.9	48.2	19.7	0.6	100	3,200	68.5	
Test/Task Prawf/Tasg	0.2	2.6	1.0	-	-	-	5.0	23.9	45.2	22.1	-	100	3,200	67.4	
<b>Science/Gwyddoniaeth</b>															
TA results Canlyniadau AA	0.1	0.4	0.8	-	0.1	0.3	4.7	21.1	50.0	22.4	0.1	100	3,200	72.4	
Test/Task Prawf/Tasg	0.2	3.1	0.4	-	-	-	4.2	15.9	49.4	26.7	-	100	3,200	76.1	

## Merthyr Tydfil / Merthyr Tudful

### Percentage of boys at each level/Canran y bechgyn ar bob lefel

	D	A	N	B	W	1	2	3	4	5	6	Total Cyfanswm	Base/Sail	4+
<b>English/Saesneg</b>														
TA results Canlyniadau AA	-	-	0.9	-	0.4	2.2	11.5	32.8	38.8	13.4	-	100	450	52.2
Test/Task Prawf/Tasg	-	2.2	1.5	5.1	-	-	10.4	26.9	39.4	14.5	-	100	450	54.0
<b>Welsh/Cymraeg</b>														
TA results Canlyniadau AA	*	*	*	*	*	*	*	*	*	*	*	*	40	*
Test/Task Prawf/Tasg	*	*	*	*	*	*	*	*	*	*	*	*	40	*
<b>Mathematics/Mathemateg</b>														
TA results Canlyniadau AA	-	0.2	-	-	0.4	2.0	7.9	29.2	43.7	16.5	-	100	460	60.2
Test/Task Prawf/Tasg	-	3.1	2.2	1.1	-	-	7.9	29.5	39.6	16.7	-	100	460	56.3
<b>Science/Gwyddoniaeth</b>														
TA results Canlyniadau AA	-	0.2	-	-	0.4	1.3	7.5	19.1	48.1	23.3	-	100	460	71.4
Test/Task Prawf/Tasg	-	3.7	0.2	1.1	-	-	6.8	14.1	46.2	27.9	-	100	460	74.1

### Percentage of girls at each level/Canran y merched ar bob lefel

	D	A	N	B	W	1	2	3	4	5	6	Total Cyfanswm	Base/Sail	4+
<b>English/Saesneg</b>														
TA results Canlyniadau AA	0.2	0.2	-	-	0.5	1.0	4.7	24.3	45.5	23.3	0.2	100	410	69.0
Test/Task Prawf/Tasg	0.2	2.7	1.5	1.7	-	-	4.2	20.4	46.2	23.1	-	100	410	69.3
<b>Welsh/Cymraeg</b>														
TA results Canlyniadau AA	*	*	*	*	*	*	*	*	*	*	*	*	50	*
Test/Task Prawf/Tasg	*	*	*	*	*	*	*	*	*	*	*	*	50	*
<b>Mathematics/Mathemateg</b>														
TA results Canlyniadau AA	0.2	0.2	-	-	0.5	1.0	4.2	24.8	49.4	19.7	-	100	410	69.0
Test/Task Prawf/Tasg	0.2	2.2	1.2	1.0	-	-	4.2	26.5	45.9	18.7	-	100	410	64.6
<b>Science/Gwyddoniaeth</b>														
TA results Canlyniadau AA	0.2	0.2	0.2	-	0.5	0.5	3.7	18.9	51.1	24.6	-	100	410	75.7
Test/Task Prawf/Tasg	0.2	2.7	0.2	1.0	-	-	3.4	15.7	52.3	24.3	-	100	410	76.7

### Percentage of boys and girls at each level/Canran y bechgyn a'r merched ar bob lefel

	D	A	N	B	W	1	2	3	4	5	6	Total Cyfanswm	Base/Sail	4+
<b>English/Saesneg</b>														
TA results Canlyniadau AA	0.1	0.1	0.5	-	0.5	1.6	8.2	28.8	41.9	18.1	0.1	100	860	60.2
Test/Task Prawf/Tasg	0.1	2.4	1.5	3.5	-	-	7.4	23.8	42.6	18.6	-	100	860	61.2
<b>Welsh/Cymraeg</b>														
TA results Canlyniadau AA	*	*	*	*	*	*	*	*	*	*	*	*	90	*
Test/Task Prawf/Tasg	*	*	*	*	*	*	*	*	*	*	*	*	90	*
<b>Mathematics/Mathemateg</b>														
TA results Canlyniadau AA	0.1	0.2	-	-	0.5	1.5	6.1	27.1	46.4	18.0	-	100	860	64.4
Test/Task Prawf/Tasg	0.1	2.7	1.7	1.0	-	-	6.1	28.1	42.6	17.6	-	100	860	60.2
<b>Science/Gwyddoniaeth</b>														
TA results Canlyniadau AA	0.1	0.2	0.1	-	0.5	0.9	5.7	19.0	49.5	23.9	-	100	860	73.4
Test/Task Prawf/Tasg	0.1	3.2	0.2	1.0	-	-	5.2	14.8	49.1	26.2	-	100	860	75.3

**Caerphilly / Caerffili**

## Percentage of boys at each level/Canran y bechgyn ar bob lefel

	D	A	N	B	W	1	2	3	4	5	6	Total Cyfanswm	Base/Sail	4+	
<b>English/Saesneg</b>															
TA results Canlyniadau AA	0.5	0.2	0.4	-	0.6	2.4	12.1	28.7	44.3	11.0	-	100	1,270	55.3	
Test/Task Prawf/Tasg	0.4	2.4	2.2	2.6	-	-	10.5	25.1	44.1	12.7	-	100	1,270	56.8	
<b>Welsh/Cymraeg</b>															
TA results Canlyniadau AA	-	-	-	-	-	2.0	7.9	28.7	46.5	14.9	-	100	100	61.4	
Test/Task Prawf/Tasg	-	3.0	1.0	3.0	-	-	3.0	26.7	59.4	4.0	-	100	100	63.4	
<b>Mathematics/Mathemateg</b>															
TA results Canlyniadau AA	0.5	0.2	0.3	-	0.2	1.5	8.0	25.1	45.2	19.2	-	100	1,270	64.3	
Test/Task Prawf/Tasg	0.4	2.9	1.6	0.7	-	-	7.0	25.0	41.7	20.7	-	100	1,270	62.4	
<b>Science/Gwyddoniaeth</b>															
TA results Canlyniadau AA	0.5	0.2	0.3	-	0.2	1.3	7.4	20.3	48.2	21.8	-	100	1,270	69.9	
Test/Task Prawf/Tasg	0.5	3.2	1.2	0.6	-	-	7.1	15.4	46.0	26.1	-	100	1,270	72.0	

## Percentage of girls at each level/Canran y merched ar bob lefel

	D	A	N	B	W	1	2	3	4	5	6	Total Cyfanswm	Base/Sail	4+	
<b>English/Saesneg</b>															
TA results Canlyniadau AA	0.1	0.5	0.2	-	0.5	0.9	5.5	23.3	48.5	20.6	-	100	1,210	69.0	
Test/Task Prawf/Tasg	0.1	2.1	1.1	1.6	-	-	5.0	19.9	45.9	24.4	-	100	1,210	70.3	
<b>Welsh/Cymraeg</b>															
TA results Canlyniadau AA	-	-	-	-	-	-	-	29.1	53.6	17.3	-	100	110	70.9	
Test/Task Prawf/Tasg	-	1.8	-	-	-	-	-	31.8	56.4	10.0	-	100	110	66.4	
<b>Mathematics/Mathemateg</b>															
TA results Canlyniadau AA	0.1	0.2	0.2	-	0.3	1.0	4.3	27.3	48.4	18.1	-	100	1,210	66.5	
Test/Task Prawf/Tasg	0.2	2.2	1.1	0.6	-	-	4.5	28.0	44.2	19.3	-	100	1,210	63.6	
<b>Science/Gwyddoniaeth</b>															
TA results Canlyniadau AA	0.1	0.5	0.1	-	0.3	0.7	3.8	21.0	53.5	20.0	-	100	1,210	73.5	
Test/Task Prawf/Tasg	0.1	2.6	0.4	0.6	-	-	5.5	16.8	48.6	25.4	-	100	1,210	74.0	

## Percentage of boys and girls at each level/Canran y bechgyn a'r merched ar bob lefel

	D	A	N	B	W	1	2	3	4	5	6	Total Cyfanswm	Base/Sail	4+	
<b>English/Saesneg</b>															
TA results Canlyniadau AA	0.3	0.3	0.3	-	0.5	1.7	8.9	26.1	46.3	15.7	-	100	2,480	62.0	
Test/Task Prawf/Tasg	0.2	2.2	1.7	2.1	-	-	7.8	22.6	45.0	18.4	-	100	2,480	63.4	
<b>Welsh/Cymraeg</b>															
TA results Canlyniadau AA	-	-	-	-	-	0.9	3.8	28.9	50.2	16.1	-	100	210	66.4	
Test/Task Prawf/Tasg	-	2.4	0.5	1.4	-	-	1.4	29.4	57.8	7.1	-	100	210	64.9	
<b>Mathematics/Mathemateg</b>															
TA results Canlyniadau AA	0.3	0.2	0.3	-	0.2	1.3	6.2	26.2	46.7	18.6	-	100	2,480	65.4	
Test/Task Prawf/Tasg	0.3	2.5	1.4	0.6	-	-	5.8	26.4	42.9	20.0	-	100	2,480	63.0	
<b>Science/Gwyddoniaeth</b>															
TA results Canlyniadau AA	0.3	0.3	0.2	-	0.2	1.0	5.6	20.7	50.8	20.9	-	100	2,480	71.7	
Test/Task Prawf/Tasg	0.3	2.9	0.8	0.6	-	-	6.3	16.1	47.3	25.7	-	100	2,480	73.0	

## Blaenau Gwent

### Percentage of boys at each level/Canran y bechgyn ar bob lefel

	D	A	N	B	W	1	2	3	4	5	6	Total Cyfanswm	Base/Sail	L4+	
<b>English/Saesneg</b>															
TA results Canlyniadau AA	0.2	0.4	0.4	-	-	2.6	14.9	30.4	41.2	9.9	-	100	500	51.1	
Test/Task Prawf/Tasg	0.2	3.6	2.2	2.0	-	-	14.5	26.4	42.1	9.1	-	100	500	51.1	
<b>Welsh/Cymraeg</b>															
TA results Canlyniadau AA	*	*	*	*	*	*	*	*	*	*	*	*	20	*	
Test/Task Prawf/Tasg	*	*	*	*	*	*	*	*	*	*	*	*	20	*	
<b>Mathematics/Mathemateg</b>															
TA results Canlyniadau AA	0.2	0.2	-	-	0.2	1.8	7.6	32.2	42.9	14.9	-	100	500	57.7	
Test/Task Prawf/Tasg	0.2	4.0	1.6	0.4	-	-	8.5	31.6	39.4	14.3	-	100	500	53.7	
<b>Science/Gwyddoniaeth</b>															
TA results Canlyniadau AA	0.2	0.4	-	-	0.2	0.8	8.5	25.8	42.9	21.3	-	100	500	64.2	
Test/Task Prawf/Tasg	0.2	4.6	0.2	0.4	-	-	9.3	18.9	43.9	22.5	-	100	500	66.4	

### Percentage of girls at each level/Canran y merched ar bob lefel

	D	A	N	B	W	1	2	3	4	5	6	Total Cyfanswm	Base/Sail	4+	
<b>English/Saesneg</b>															
TA results Canlyniadau AA	0.2	-	-	-	-	1.2	6.9	23.2	52.4	16.1	-	100	500	68.5	
Test/Task Prawf/Tasg	0.2	3.0	0.8	1.0	-	-	7.5	21.8	50.4	15.3	-	100	500	65.7	
<b>Welsh/Cymraeg</b>															
TA results Canlyniadau AA	*	*	*	*	*	*	*	*	*	*	*	*	20	*	
Test/Task Prawf/Tasg	*	*	*	*	*	*	*	*	*	*	*	*	20	*	
<b>Mathematics/Mathemateg</b>															
TA results Canlyniadau AA	0.2	0.2	-	-	0.2	0.6	7.7	28.0	47.6	15.5	-	100	500	63.1	
Test/Task Prawf/Tasg	0.2	2.8	1.4	-	-	-	6.9	29.6	48.6	10.5	-	100	500	59.1	
<b>Science/Gwyddoniaeth</b>															
TA results Canlyniadau AA	0.2	-	-	-	0.4	0.4	5.4	21.6	52.8	19.2	-	100	500	72.0	
Test/Task Prawf/Tasg	0.2	3.8	0.6	-	-	-	8.9	16.5	49.6	20.4	-	100	500	70.0	

### Percentage of boys and girls at each level/Canran y bechgyn a'r merched ar bob lefel

	D	A	N	B	W	1	2	3	4	5	6	Total Cyfanswm	Base/Sail	4+	
<b>English/Saesneg</b>															
TA results Canlyniadau AA	0.2	0.2	0.2	-	-	1.9	10.9	26.8	46.8	13.0	-	100	990	59.8	
Test/Task Prawf/Tasg	0.2	3.3	1.5	1.5	-	-	11.0	24.1	46.2	12.2	-	100	990	58.4	
<b>Welsh/Cymraeg</b>															
TA results Canlyniadau AA	*	*	*	*	*	*	*	*	*	*	*	*	40	*	
Test/Task Prawf/Tasg	*	*	*	*	*	*	*	*	*	*	*	*	40	*	
<b>Mathematics/Mathemateg</b>															
TA results Canlyniadau AA	0.2	0.2	-	-	0.2	1.2	7.7	30.1	45.2	15.2	-	100	990	60.4	
Test/Task Prawf/Tasg	0.2	3.4	1.5	0.2	-	-	7.7	30.6	44.0	12.4	-	100	990	56.4	
<b>Science/Gwyddoniaeth</b>															
TA results Canlyniadau AA	0.2	0.2	-	-	0.3	0.6	6.9	23.7	47.8	20.2	-	100	990	68.1	
Test/Task Prawf/Tasg	0.2	4.2	0.4	0.2	-	-	9.1	17.7	46.7	21.5	-	100	990	68.2	



**Torfaen / Tor-faen**

## Percentage of boys at each level/Canran y bechgyn ar bob lefel

	D	A	N	B	W	1	2	3	4	5	6	Total Cyfanswm	Base/Sail	4+	
<b>English/Saesneg</b>															
TA results Canlyniadau AA	0.1	0.3	2.6	-	0.6	2.3	10.3	29.4	41.3	13.0	-	100	690	54.2	
Test/Task Prawf/Tasg	0.1	2.9	2.8	3.9	-	-	7.6	23.0	44.8	14.9	-	100	690	59.6	
<b>Welsh/Cymraeg</b>															
TA results Canlyniadau AA	*	*	*	*	*	*	*	*	*	*	*	*	20	*	
Test/Task Prawf/Tasg	*	*	*	*	*	*	*	*	*	*	*	*	20	*	
<b>Mathematics/Mathemateg</b>															
TA results Canlyniadau AA	0.1	0.3	2.3	-	0.3	2.0	6.7	26.7	42.6	19.0	-	100	690	61.5	
Test/Task Prawf/Tasg	0.1	3.4	0.4	2.2	-	-	5.1	28.0	44.2	16.6	-	100	690	60.8	
<b>Science/Gwyddoniaeth</b>															
TA results Canlyniadau AA	0.1	0.4	2.6	-	0.3	1.0	5.1	19.2	47.8	23.3	-	100	690	71.1	
Test/Task Prawf/Tasg	0.1	3.8	0.6	1.3	-	-	3.8	12.8	50.1	27.4	-	100	690	77.6	

## Percentage of girls at each level/Canran y merched ar bob lefel

	D	A	N	B	W	1	2	3	4	5	6	Total Cyfanswm	Base/Sail	4+	
<b>English/Saesneg</b>															
TA results Canlyniadau AA	-	0.2	2.3	-	0.3	1.4	4.9	21.5	43.5	25.8	0.2	100	650	69.4	
Test/Task Prawf/Tasg	0.2	2.6	1.1	2.0	-	-	3.4	17.5	46.4	26.9	-	100	650	73.3	
<b>Welsh/Cymraeg</b>															
TA results Canlyniadau AA	*	*	*	*	*	*	*	*	*	*	*	*	20	*	
Test/Task Prawf/Tasg	*	*	*	*	*	*	*	*	*	*	*	*	20	*	
<b>Mathematics/Mathemateg</b>															
TA results Canlyniadau AA	-	0.2	2.3	-	0.3	1.4	5.1	23.3	45.0	22.4	-	100	650	67.4	
Test/Task Prawf/Tasg	0.2	2.8	0.8	1.7	-	-	5.5	25.0	44.5	19.5	-	100	650	64.1	
<b>Science/Gwyddoniaeth</b>															
TA results Canlyniadau AA	-	0.2	2.2	-	0.5	0.6	3.4	19.8	47.7	25.7	-	100	650	73.4	
Test/Task Prawf/Tasg	-	3.2	0.5	1.7	-	-	3.5	14.2	48.2	28.8	-	100	650	76.9	

## Percentage of boys and girls at each level/Canran y bechgyn a'r merched ar bob lefel

	D	A	N	B	W	1	2	3	4	5	6	Total Cyfanswm	Base/Sail	4+	
<b>English/Saesneg</b>															
TA results Canlyniadau AA	0.1	0.2	2.5	-	0.4	1.9	7.7	25.6	42.3	19.2	0.1	100	1,340	61.6	
Test/Task Prawf/Tasg	0.1	2.8	1.9	3.0	-	-	5.5	20.3	45.5	20.7	-	100	1,340	66.3	
<b>Welsh/Cymraeg</b>															
TA results Canlyniadau AA	*	*	*	*	*	*	*	*	*	*	*	*	40	*	
Test/Task Prawf/Tasg	*	*	*	*	*	*	*	*	*	*	*	*	40	*	
<b>Mathematics/Mathemateg</b>															
TA results Canlyniadau AA	0.1	0.2	2.3	-	0.3	1.7	5.9	25.1	43.8	20.6	-	100	1,340	64.4	
Test/Task Prawf/Tasg	0.1	3.1	0.6	1.9	-	-	5.3	26.6	44.4	18.0	-	100	1,340	62.4	
<b>Science/Gwyddoniaeth</b>															
TA results Canlyniadau AA	0.1	0.3	2.4	-	0.4	0.8	4.3	19.5	47.8	24.5	-	100	1,340	72.2	
Test/Task Prawf/Tasg	0.1	3.5	0.5	1.5	-	-	3.7	13.5	49.2	28.1	-	100	1,340	77.2	

## Monmouthshire / Sir Fynwy

### Percentage of boys at each level/Canran y bechgyn ar bob lefel

	D	A	N	B	W	1	2	3	4	5	6	Total Cyfanswm	Base/Sail	4+
<b>English/Saesneg</b>														
TA results Canlyniadau AA	-	0.4	0.2	-	0.4	1.6	7.0	20.3	45.5	24.6	0.2	100	560	70.3
Test/Task Prawf/Tasg	0.2	1.3	2.2	2.0	-	-	4.7	20.4	41.0	28.3	-	100	560	69.4
<b>Welsh/Cymraeg</b>														
TA results Canlyniadau AA	*	*	*	*	*	*	*	*	*	*	*	*	10	*
Test/Task Prawf/Tasg	*	*	*	*	*	*	*	*	*	*	*	*	10	*
<b>Mathematics/Mathemateg</b>														
TA results Canlyniadau AA	-	0.4	-	-	0.2	0.5	5.7	19.4	46.1	27.8	-	100	560	73.8
Test/Task Prawf/Tasg	0.2	1.8	1.1	0.4	-	-	3.0	19.9	44.3	29.4	-	100	560	73.7
<b>Science/Gwyddoniaeth</b>														
TA results Canlyniadau AA	-	0.4	-	-	-	0.4	4.7	13.6	50.0	31.0	-	100	560	81.0
Test/Task Prawf/Tasg	0.2	2.0	0.7	0.4	-	-	4.5	10.8	44.8	36.7	-	100	560	81.5

### Percentage of girls at each level/Canran y merched ar bob lefel

	D	A	N	B	W	1	2	3	4	5	6	Total Cyfanswm	Base/Sail	4+
<b>English/Saesneg</b>														
TA results Canlyniadau AA	0.2	0.2	-	-	0.4	1.1	2.7	16.0	44.5	34.8	-	100	470	79.3
Test/Task Prawf/Tasg	0.4	1.5	0.2	1.3	-	-	2.3	10.5	43.5	40.3	-	100	470	83.8
<b>Welsh/Cymraeg</b>														
TA results Canlyniadau AA	*	*	*	*	*	*	*	*	*	*	*	*	*	*
Test/Task Prawf/Tasg	*	*	*	*	*	*	*	*	*	*	*	*	*	*
<b>Mathematics/Mathemateg</b>														
TA results Canlyniadau AA	0.2	0.2	-	-	0.2	1.1	2.3	20.3	50.0	25.7	-	100	470	75.7
Test/Task Prawf/Tasg	0.4	2.3	-	-	-	-	3.8	19.0	47.9	26.6	-	100	470	74.5
<b>Science/Gwyddoniaeth</b>														
TA results Canlyniadau AA	0.2	0.2	-	-	0.2	0.6	2.5	14.1	55.3	26.8	-	100	470	82.1
Test/Task Prawf/Tasg	0.4	1.9	-	0.8	-	-	3.0	12.0	48.3	33.5	-	100	470	81.9

### Percentage of boys and girls at each level/Canran y bechgyn a'r merched ar bob lefel

	D	A	N	B	W	1	2	3	4	5	6	Total Cyfanswm	Base/Sail	4+
<b>English/Saesneg</b>														
TA results Canlyniadau AA	0.1	0.3	0.1	-	0.4	1.4	5.0	18.3	45.1	29.3	0.1	100	1,030	74.4
Test/Task Prawf/Tasg	0.3	1.4	1.3	1.6	-	-	3.6	15.9	42.2	33.8	-	100	1,030	76.0
<b>Welsh/Cymraeg</b>														
TA results Canlyniadau AA	*	*	*	*	*	*	*	*	*	*	*	*	10	*
Test/Task Prawf/Tasg	*	*	*	*	*	*	*	*	*	*	*	*	10	*
<b>Mathematics/Mathemateg</b>														
TA results Canlyniadau AA	0.1	0.3	-	-	0.2	0.8	4.2	19.8	47.9	26.8	-	100	1,030	74.7
Test/Task Prawf/Tasg	0.3	2.0	0.6	0.2	-	-	3.4	19.5	45.9	28.1	-	100	1,030	74.0
<b>Science/Gwyddoniaeth</b>														
TA results Canlyniadau AA	0.1	0.3	-	-	0.1	0.5	3.7	13.9	52.4	29.1	-	100	1,030	81.5
Test/Task Prawf/Tasg	0.3	1.9	0.4	0.6	-	-	3.8	11.3	46.4	35.3	-	100	1,030	81.7



## Newport / Casnewydd

## Percentage of boys at each level/Canran y bechgyn ar bob lefel

	D	A	N	B	W	1	2	3	4	5	6	Total Cyfanswm	Base/Sail	4+	
<b>English/Saesneg</b>															
TA results Canlyniadau AA	0.2	0.2	2.6	-	0.5	1.1	9.1	24.9	46.3	15.0	-	100	1,000	61.3	
Test/Task Prawf/Tasg	0.3	1.9	1.6	2.2	-	-	8.8	22.1	46.0	17.0	-	100	1,000	63.0	
<b>Welsh/Cymraeg</b>															
TA results Canlyniadau AA	*	*	*	*	*	*	*	*	*	*	*	*	20	*	
Test/Task Prawf/Tasg	*	*	*	*	*	*	*	*	*	*	*	*	20	*	
<b>Mathematics/Mathemateg</b>															
TA results Canlyniadau AA	0.2	0.1	2.6	-	0.5	0.6	7.4	24.8	41.9	21.7	0.1	100	1,000	63.7	
Test/Task Prawf/Tasg	0.3	2.4	1.0	0.8	-	-	6.9	25.6	42.4	20.6	-	100	1,000	63.0	
<b>Science/Gwyddoniaeth</b>															
TA results Canlyniadau AA	0.2	0.1	2.6	-	0.4	0.5	6.7	16.3	46.5	26.6	0.1	100	1,000	73.1	
Test/Task Prawf/Tasg	0.3	2.1	0.9	0.8	-	-	6.7	15.4	43.7	30.1	-	100	1,000	73.7	

## Percentage of girls at each level/Canran y merched ar bob lefel

	D	A	N	B	W	1	2	3	4	5	6	Total Cyfanswm	Base/Sail	4+	
<b>English/Saesneg</b>															
TA results Canlyniadau AA	-	0.1	2.6	-	0.3	0.4	5.1	20.9	45.6	25.0	-	100	1,020	70.6	
Test/Task Prawf/Tasg	-	1.9	0.9	1.0	-	-	4.0	18.5	48.7	25.0	-	100	1,020	73.7	
<b>Welsh/Cymraeg</b>															
TA results Canlyniadau AA	*	*	*	*	*	*	*	*	*	*	*	*	10	*	
Test/Task Prawf/Tasg	*	*	*	*	*	*	*	*	*	*	*	*	10	*	
<b>Mathematics/Mathemateg</b>															
TA results Canlyniadau AA	-	0.1	2.7	-	0.3	0.4	6.2	24.8	46.1	19.4	-	100	1,020	65.5	
Test/Task Prawf/Tasg	-	1.5	1.6	0.2	-	-	5.0	27.6	46.2	17.9	-	100	1,020	64.1	
<b>Science/Gwyddoniaeth</b>															
TA results Canlyniadau AA	-	0.1	2.7	-	0.3	0.4	5.4	19.4	47.5	24.2	-	100	1,020	71.7	
Test/Task Prawf/Tasg	-	2.0	0.6	0.1	-	-	6.9	16.1	48.3	26.1	-	100	1,020	74.4	

## Percentage of boys and girls at each level/Canran y bechgyn a'r merched ar bob lefel

	D	A	N	B	W	1	2	3	4	5	6	Total Cyfanswm	Base/Sail	4+	
<b>English/Saesneg</b>															
TA results Canlyniadau AA	0.1	0.1	2.6	-	0.4	0.7	7.1	22.9	45.9	20.1	-	100	2,020	66.0	
Test/Task Prawf/Tasg	0.1	1.9	1.2	1.6	-	-	6.4	20.3	47.4	21.1	-	100	2,020	68.4	
<b>Welsh/Cymraeg</b>															
TA results Canlyniadau AA	*	*	*	*	*	*	*	*	*	*	*	*	40	*	
Test/Task Prawf/Tasg	*	*	*	*	*	*	*	*	*	*	*	*	40	*	
<b>Mathematics/Mathemateg</b>															
TA results Canlyniadau AA	0.1	0.1	2.7	-	0.4	0.5	6.8	24.8	44.0	20.6	-	100	2,020	64.6	
Test/Task Prawf/Tasg	0.1	1.9	1.3	0.5	-	-	5.9	26.6	44.3	19.3	-	100	2,020	63.6	
<b>Science/Gwyddoniaeth</b>															
TA results Canlyniadau AA	0.1	0.1	2.7	-	0.3	0.4	6.0	17.9	47.0	25.4	-	100	2,020	72.4	
Test/Task Prawf/Tasg	0.1	2.0	0.7	0.4	-	-	6.8	15.8	46.0	28.0	-	100	2,020	74.1	

## Cardiff / Caerdydd

### Percentage of boys at each level/Canran y bechgyn ar bob lefel

	D	A	N	B	W	1	2	3	4	5	6	Total Cyfanswm	Base/Sail	4+
<b>English/Saesneg</b>														
TA results Canlyniadau AA	0.1	0.5	-	-	0.7	1.3	8.6	27.5	47.0	14.3	-	100	2,080	61.2
Test/Task Prawf/Tasg	0.2	2.4	1.0	2.2	-	-	7.3	22.8	47.0	17.1	-	100	2,080	64.1
<b>Welsh/Cymraeg</b>														
TA results Canlyniadau AA	0.7	-	-	-	-	1.4	3.5	19.0	62.0	13.4	-	100	140	75.4
Test/Task Prawf/Tasg	0.7	0.7	-	1.4	-	-	2.8	18.3	60.6	15.5	-	100	140	76.1
<b>Mathematics/Mathemateg</b>														
TA results Canlyniadau AA	0.1	0.6	-	-	0.4	0.5	6.4	25.9	44.4	21.5	-	100	2,080	66.0
Test/Task Prawf/Tasg	0.2	2.6	0.9	0.5	-	-	5.6	25.8	43.0	21.4	-	100	2,080	64.4
<b>Science/Gwyddoniaeth</b>														
TA results Canlyniadau AA	0.1	0.5	-	-	0.3	0.3	5.5	20.7	48.0	24.4	-	100	2,080	72.5
Test/Task Prawf/Tasg	0.2	2.7	0.5	0.4	-	-	5.3	15.2	47.7	27.9	-	100	2,080	75.6

### Percentage of girls at each level/Canran y merched ar bob lefel

	D	A	N	B	W	1	2	3	4	5	6	Total Cyfanswm	Base/Sail	4+
<b>English/Saesneg</b>														
TA results Canlyniadau AA	0.4	0.2	0.3	-	0.4	0.7	5.7	21.0	47.7	23.6	0.1	100	1,970	71.3
Test/Task Prawf/Tasg	0.4	1.8	0.6	1.2	-	-	5.1	18.0	46.9	26.0	-	100	1,970	72.9
<b>Welsh/Cymraeg</b>														
TA results Canlyniadau AA	-	-	-	-	-	-	5.0	14.0	52.1	28.9	-	100	120	81.0
Test/Task Prawf/Tasg	-	0.8	-	-	-	-	3.3	12.4	51.2	32.2	-	100	120	83.5
<b>Mathematics/Mathemateg</b>														
TA results Canlyniadau AA	0.4	0.2	0.1	-	0.4	0.6	6.4	24.7	49.3	18.0	-	100	1,970	67.4
Test/Task Prawf/Tasg	0.4	2.1	1.2	0.4	-	-	6.4	26.5	45.7	17.3	-	100	1,970	63.0
<b>Science/Gwyddoniaeth</b>														
TA results Canlyniadau AA	0.4	0.2	0.1	-	0.2	0.4	5.3	19.3	51.3	22.9	-	100	1,970	74.2
Test/Task Prawf/Tasg	0.4	2.2	0.4	0.4	-	-	6.2	15.6	48.6	26.2	-	100	1,970	74.8

### Percentage of boys and girls at each level/Canran y bechgyn a'r merched ar bob lefel

	D	A	N	B	W	1	2	3	4	5	6	Total Cyfanswm	Base/Sail	4+
<b>English/Saesneg</b>														
TA results Canlyniadau AA	0.3	0.3	0.1	-	0.5	1.0	7.2	24.3	47.3	18.8	-	100	4,050	66.1
Test/Task Prawf/Tasg	0.3	2.1	0.8	1.7	-	-	6.2	20.5	46.9	21.5	-	100	4,050	68.4
<b>Welsh/Cymraeg</b>														
TA results Canlyniadau AA	0.4	-	-	-	-	0.8	4.2	16.7	57.4	20.5	-	100	260	77.9
Test/Task Prawf/Tasg	0.4	0.8	-	0.8	-	-	3.0	15.6	56.3	23.2	-	100	260	79.5
<b>Mathematics/Mathemateg</b>														
TA results Canlyniadau AA	0.3	0.4	-	-	0.4	0.5	6.4	25.4	46.8	19.8	-	100	4,050	66.7
Test/Task Prawf/Tasg	0.3	2.4	1.0	0.4	-	-	6.0	26.1	44.3	19.4	-	100	4,050	63.7
<b>Science/Gwyddoniaeth</b>														
TA results Canlyniadau AA	0.3	0.3	0.1	-	0.2	0.4	5.4	20.0	49.6	23.7	-	100	4,050	73.3
Test/Task Prawf/Tasg	0.3	2.5	0.5	0.4	-	-	5.7	15.4	48.1	27.1	-	100	4,050	75.2






**ANNUAL SUMMARIES**  
**CRYNODEBAU BLYNYDDOL**

**section**  
**adran**

**3**

**National Curriculum Assessment Results In Wales: 1999**

**Canlyniadau Aseidiadau'r Cwricwlwm Cenedlaethol Yng Nghymru: 1999**





**SUMMARY OF KEY STAGE 2 RESULTS: 1999**  
**CRYNODEB O GANLYNIADAU CYFNOD ALLWEDDOL 2: 1999**

**percentage of boys at each level/canran y bechgyn ar bob lefel**

	D	A	N	B	W	1	2	3	4	5	6	Total Cyfanswm	4+
<b>English/Saesneg</b>													
TA results/Canlyniadau AA	0	0	1	-	1	1	9	27	46	15	0	100	61
Test/Task Prawf/Tasg	1	2	2	2	-	-	7	23	46	17	-	100	63
<b>Welsh/Cymraeg</b>													
TA results/Canlyniadau AA	2	0	1	-	0	2	7	31	45	12	0	100	57
Test/Task Prawf/Tasg	2	2	1	2	-	-	5	29	47	12	-	100	59
<b>Mathematics/Mathemateg</b>													
TA results/Canlyniadau AA	0	0	1	-	0	1	6	24	46	22	0	100	68
Test/Task Prawf/Tasg	0	2	1	1	-	-	5	24	44	23	-	100	67
<b>Science/Gwyddoniaeth</b>													
TA results/Canlyniadau AA	0	0	1	-	0	1	5	18	49	26	0	100	75
Test/Task Prawf/Tasg	0	3	0	1	-	-	5	14	47	30	-	100	77

**percentage of girls at each level/canran y merched ar bob lefel**

	D	A	N	B	W	1	2	3	4	5	6	Total Cyfanswm	4+
<b>English/Saesneg</b>													
TA results/Canlyniadau AA	0	0	1	-	0	1	5	20	49	24	0	100	73
Test/Task Prawf/Tasg	0	2	1	1	-	-	4	18	48	26	-	100	74
<b>Welsh/Cymraeg</b>													
TA results/Canlyniadau AA	1	0	1	-	0	1	4	23	49	21	0	100	70
Test/Task Prawf/Tasg	1	2	0	1	-	-	3	21	50	22	-	100	72
<b>Mathematics/Mathemateg</b>													
TA results/Canlyniadau AA	0	0	1	-	0	1	5	23	49	21	0	100	70
Test/Task Prawf/Tasg	0	2	1	0	-	-	5	25	46	21	-	100	67
<b>Science/Gwyddoniaeth</b>													
TA results/Canlyniadau AA	0	0	1	-	0	1	4	18	52	24	0	100	76
Test/Task Prawf/Tasg	0	3	0	1	-	-	4	15	49	28	-	100	77

**percentage of boys and girls at each level/canran y bechgyn a'r merched ar bob lefel**

	D	A	N	B	W	1	2	3	4	5	6	Total Cyfanswm	4+
<b>English/Saesneg</b>													
TA results/Canlyniadau AA	0	0	1	-	0	1	7	24	48	19	0	100	67
Test/Task Prawf/Tasg	0	2	1	2	-	-	6	21	47	21	-	100	68
<b>Welsh/Cymraeg</b>													
TA results/Canlyniadau AA	2	0	1	-	0	1	6	27	47	16	0	100	63
Test/Task Prawf/Tasg	2	2	1	1	-	-	4	25	48	17	-	100	65
<b>Mathematics/Mathemateg</b>													
TA results/Canlyniadau AA	0	0	1	-	0	1	6	23	47	22	0	100	69
Test/Task Prawf/Tasg	0	2	1	1	-	-	5	24	45	22	-	100	67
<b>Science/Gwyddoniaeth</b>													
TA results/Canlyniadau AA	0	0	1	-	0	1	5	18	50	25	0	100	75
Test/Task Prawf/Tasg	0	3	0	1	-	-	5	14	48	29	-	100	77

*D: exempted or disapplied under Sections 364 or 365 of the Education Act 1996 / Wedi'u heithrio neu wedi'u datgymhwysu o dan Adrannau 364 neu 365 o Ddeddf Addysg 1996.*

*A: failed to register a level due to absence / wedi methu â chofrestru lefel oherwydd absenoldeb.*

*N: failed to register a level for reasons other than absence / wedi methu â chofrestru lefel ac eithrio absenoldeb.*

*B: not entered for the tests because they are working outside the level of the tests/heb eu cofrestru am y prawf oherwydd eu bod yn gweithio y tu allan i lefelau'r prawf.*

*W: Working towards level 1 / Yn gweithio tuag at lefel 1.*

*-: not applicable/dim yn gymwys.*

## SUMMARY OF NATIONAL CURRICULUM ASSESSMENT RESULTS: 1999 KEY STAGE 2: 11-YEAR-OLDS

		Percentage of pupils at each level											TOTAL	
		D	A	N	B	W	1	2	3	4	5	6		
<b>ENGLISH</b> Teacher Assessment	School													
	National	0	0	1		0	1	7	24	48	19	0	100	
	Test/Task													
	National	0	2	1	2			6	21	47	21		100	
<b>WELSH</b> Teacher Assessment	School													
	National	2	0	1		0	1	6	27	47	16	0	100	
	Test/Task													
	National	2	2	1	1			4	25	48	17		100	
<b>MATHEMATICS</b> Teacher Assessment	School													
	National	0	0	1		0	1	6	23	47	22	0	100	
	Test/Task													
	National	0	2	1	1			5	24	45	22		100	
<b>SCIENCE</b> Teacher Assessment	School													
	National	0	0	1		0	1	5	18	50	25	0	100	
	Test/Task													
	National	0	3	0	1			5	14	48	29		100	

Key Stage 2 Core Subject Indicator\* The percentage of pupils attaining at least level 4 in English or Welsh (first language), Mathematics and Science in combination:

As determined by Teacher Assessment:

**In the School:** .....

**In Wales:** .....61 percent

As determined by NC Test/Task:

**In the School:** .....

**In Wales:** .....58 percent

\*For inclusion in prospectuses and governors' annual reports, **not** individual pupil reports.

D: Excepted or disapplied under Sections 364 or 365 of the Education Act 1996.

A: Pupils who failed to register a level due to absence.

N: Pupils who failed to register a level for reasons other than absence.

B: Pupils not entered for the tests because they are working outside the set levels of the tests.

W: Working towards level 1.

**CRYNODEB O GANLYNIADAU ASESIADAU'R CWRICWLWM  
CENEDLAETHOL: 1999  
CYFNOD ALLWEDDOL 2: DISGYBLION 11 OED**

		Canran y disgyblion ar bob lefel											Cyfanswm
		D	A	N	B	W	1	2	3	4	5	6	
<b>SAESNEG</b> Asesiadau Athrawon	Ysgol												
	Cenedlaethol	0	0	1		0	1	7	24	48	19	0	100
	Ysgol												
	Cenedlaethol	0	2	1	2			6	21	47	21		100
<b>CYMRAEG</b> Asesiadau Athrawon	Ysgol												
	Cenedlaethol	2	0	1		0	1	6	27	47	16	0	100
	Ysgol												
	Cenedlaethol	2	2	1	1			4	25	48	17		100
<b>MATHEMATEG</b> Asesiadau Athrawon	Ysgol												
	Cenedlaethol	0	0	1		0	1	6	23	47	22	0	100
	Ysgol												
	Cenedlaethol	0	2	1	1			5	24	45	22		100
<b>GWYDDONIAETH</b> Asesiadau Athrawon	Ysgol												
	Cenedlaethol	0	0	1		0	1	5	18	50	25	0	100
	Ysgol												
	Cenedlaethol	0	3	0	1			5	14	48	29		100

Dangos Pynciau Craidd Cyfnod Allweddol 2\* Y ganran o'r disgyblion sy'n cyrraedd o leiaf lefel 4 mewn Cymraeg (iaith gyntaf), Saesneg, Mathemateg a Gwyddoniaeth mewn cyfuniad:

Fel y'u pennwyd gan Asesiadau Athrawon:

**Yn yr Ysgol:** .....

**Yng Nghymru:** .....61 y cant

Fel y'u pennwyd gan Brawf/Tasg y CC:

**Yn yr Ysgol:** .....

**Yng Nghymru:** .....58 y cant

\* I'w cynnwys yn llyfrynnau ac adroddiadau blynyddol y llywodraethwyr, nid yn adroddiadau'r disgyblion unigol.

D: Wedi'u heithrio neu wedi'u datgymhwyso o dan Adran 364 neu 365 o Ddeddf Addysg 1996.

A: Disgyblion a fethodd â chofnodi lefel oherwydd absenoldeb.

N: Disgyblion a fethodd â chofnodi lefel am resymau ac eithrio absenoldeb.

B: Disgyblion na chofrestrwyd ar gyfer y profion am eu bod yn gweithio y tu allan i'r lefelau a bennwyd ar gyfer profion.

W: Yn gweithio tuag at lefel 1.



**SUMMARY OF KEY STAGE 2 RESULTS: 1996 - 1999**  
**CRYNODEB O GANLYNIADAU CYFNOD ALLWEDDOL 2: 1996 - 1999**

		percentage of boys at each level/canran y bechgyn ar bob lefel										Total Cyfanswm	4+	
		D	A	N	B	W	1	2	3	4	5			6
<b>English/Saesneg</b>														
TA results/Canlyniadau AA	1996	0	0	0	-	1	2	11	33	42	11	0	100	53
	1997	0	0	0	-	0	2	9	31	45	13	0	100	58
	1998	1	0	0	-	1	1	9	31	45	12	0	100	57
	<b>1999</b>	<b>0</b>	<b>0</b>	<b>1</b>	-	<b>1</b>	<b>1</b>	<b>9</b>	<b>27</b>	<b>46</b>	<b>15</b>	<b>0</b>	<b>100</b>	<b>61</b>
	Test/Task Prawf/Tasg	1996	0	5	3	-	1	2	9	32	40	8	0	100
	1997	0	3	1	-	0	2	8	29	45	12	0	100	57
	1998	1	3	1	2	-	-	7	30	45	11	-	100	56
	<b>1999</b>	<b>1</b>	<b>2</b>	<b>2</b>	<b>2</b>	-	-	<b>7</b>	<b>23</b>	<b>46</b>	<b>17</b>	-	<b>100</b>	<b>63</b>
<b>Welsh/Cymraeg</b>														
TA results/Canlyniadau AA	1996	2	0	0	-	0	3	15	34	37	9	0	100	46
	1997	2	0	0	-	0	2	10	35	42	9	0	100	51
	1998	2	1	0	-	0	1	9	30	45	12	0	100	57
	<b>1999</b>	<b>2</b>	<b>0</b>	<b>1</b>	-	<b>0</b>	<b>2</b>	<b>7</b>	<b>31</b>	<b>45</b>	<b>12</b>	<b>0</b>	<b>100</b>	<b>57</b>
	Test/Task Prawf/Tasg	1996	2	6	0	-	0	2	14	30	36	10	0	100
	1997	3	4	1	-	0	1	9	32	42	8	0	100	50
	1998	1	2	3	-	0	1	8	26	45	13	1	100	59
	<b>1999</b>	<b>2</b>	<b>2</b>	<b>1</b>	<b>2</b>	-	-	<b>5</b>	<b>29</b>	<b>47</b>	<b>12</b>	-	<b>100</b>	<b>59</b>
<b>Mathematics/Mathemateg</b>														
TA results/Canlyniadau AA	1996	0	0	0	-	0	1	9	30	43	17	0	100	60
	1997	0	0	0	-	0	1	7	28	45	19	0	100	64
	1998	1	0	0	-	0	1	7	28	44	19	0	100	63
	<b>1999</b>	<b>0</b>	<b>0</b>	<b>1</b>	-	<b>0</b>	<b>1</b>	<b>6</b>	<b>24</b>	<b>46</b>	<b>22</b>	<b>0</b>	<b>100</b>	<b>68</b>
	Test/Task Prawf/Tasg	1996	0	4	2	-	0	1	7	30	39	17	0	100
	1997	1	3	0	-	0	1	7	25	44	19	0	100	63
	1998	0	3	1	1	-	-	6	29	42	18	-	100	60
	<b>1999</b>	<b>0</b>	<b>2</b>	<b>1</b>	<b>1</b>	-	-	<b>5</b>	<b>24</b>	<b>44</b>	<b>23</b>	-	<b>100</b>	<b>67</b>
<b>Science/Gwynddoniaeth</b>														
TA results/Canlyniadau AA	1996	0	0	0	-	0	1	7	26	48	18	0	100	66
	1997	0	0	0	-	0	1	6	23	49	21	0	100	70
	1998	0	1	0	-	0	1	6	23	50	19	0	100	69
	<b>1999</b>	<b>0</b>	<b>0</b>	<b>1</b>	-	<b>0</b>	<b>1</b>	<b>5</b>	<b>18</b>	<b>49</b>	<b>26</b>	<b>0</b>	<b>100</b>	<b>75</b>
	Test/Task Prawf/Tasg	1996	0	5	1	-	0	0	6	24	47	17	0	100
	1997	0	4	0	-	0	1	5	20	49	21	0	100	70
	1998	0	3	1	1	-	-	5	21	52	17	-	100	69
	<b>1999</b>	<b>0</b>	<b>3</b>	<b>0</b>	<b>1</b>	-	-	<b>5</b>	<b>14</b>	<b>47</b>	<b>30</b>	-	<b>100</b>	<b>77</b>

D: exempted or disapplied under Sections 364 or 365 of the Education Act 1996./Wedi'u heithrio neu wedi'u datgymhwyso o dan Adrannau 364 neu 365 o Ddeddf Addysg 1996.

A: failed to register a level due to absence/wedi methu â chofrestru lefel oherwydd absenoldeb.

B: not entered for tests because they are working outside the levels of the tests/heb eu cofrestru am y prawf oherwydd eu bod yn gweithio y tu allan i lefelau'r profion.

N: failed to register a level for reasons other than absence/wedi methu â chofrestru lefel oherwydd rhesymau ac eithrio absenoldeb.

W: Working towards level 1/Yn gweithio tuag at lefel 1.

:- not applicable/dim yn gymwys.

**SUMMARY OF KEY STAGE 2 RESULTS: 1996 - 1999**  
**CRYNODEB O GANLYNIADAU CYFNOD ALLWEDDOL 2: 1996 - 1999**

		percentage of girls at each level/canran y merched ar bob lefel												Total	4+
		D	A	N	B	W	1	2	3	4	5	6	Cyfanswm		
<b>English/Saesneg</b>															
TA results/Canlyniadau AA	1996	0	0	0	-	0	1	6	25	48	20	0	100	68	
	1997	0	0	0	-	0	1	5	23	49	22	0	100	71	
	1998	0	1	0	-	0	1	4	21	50	23	0	100	73	
	<b>1999</b>	<b>0</b>	<b>0</b>	<b>1</b>	-	<b>0</b>	<b>1</b>	<b>5</b>	<b>20</b>	<b>49</b>	<b>24</b>	<b>0</b>	<b>100</b>	<b>73</b>	
Test/Task Prawf/Tasg	1996	0	4	1	-	0	1	5	24	48	17	0	100	65	
	1997	0	3	0	-	0	1	4	22	49	21	0	100	70	
	1998	0	3	0	1	-	-	3	19	50	24	-	100	74	
	<b>1999</b>	<b>0</b>	<b>2</b>	<b>1</b>	<b>1</b>	-	-	<b>4</b>	<b>18</b>	<b>48</b>	<b>26</b>	-	<b>100</b>	<b>74</b>	
<b>Welsh/Cymraeg</b>															
TA results/Canlyniadau AA	1996	1	0	0	-	0	2	10	27	42	17	1	100	60	
	1997	2	0	0	-	0	1	6	26	47	18	0	100	65	
	1998	2	1	0	-	0	0	4	22	50	21	0	100	71	
	<b>1999</b>	<b>1</b>	<b>0</b>	<b>1</b>	-	<b>0</b>	<b>1</b>	<b>4</b>	<b>23</b>	<b>49</b>	<b>21</b>	<b>0</b>	<b>100</b>	<b>70</b>	
Test/Task Prawf/Tasg	1996	1	5	0	-	0	1	9	24	41	18	1	100	60	
	1997	3	3	1	-	0	0	5	25	47	16	0	100	63	
	1998	1	2	1	-	0	0	4	20	50	21	1	100	72	
	<b>1999</b>	<b>1</b>	<b>2</b>	<b>0</b>	<b>1</b>	-	-	<b>3</b>	<b>21</b>	<b>50</b>	<b>22</b>	-	<b>100</b>	<b>72</b>	
<b>Mathematics/Mathemateg</b>															
TA results/Canlyniadau AA	1996	0	0	0	-	0	1	6	29	47	17	0	100	64	
	1997	0	0	0	-	0	1	5	26	49	19	0	100	68	
	1998	0	0	0	-	0	1	5	26	50	18	0	100	68	
	<b>1999</b>	<b>0</b>	<b>0</b>	<b>1</b>	-	<b>0</b>	<b>1</b>	<b>5</b>	<b>23</b>	<b>49</b>	<b>21</b>	<b>0</b>	<b>100</b>	<b>70</b>	
Test/Task Prawf/Tasg	1996	0	4	2	-	0	1	6	31	41	15	0	100	56	
	1997	0	3	0	-	0	1	5	27	46	18	0	100	64	
	1998	0	2	1	1	-	-	5	29	46	16	-	100	62	
	<b>1999</b>	<b>0</b>	<b>2</b>	<b>1</b>	<b>0</b>	-	-	<b>5</b>	<b>25</b>	<b>46</b>	<b>21</b>	-	<b>100</b>	<b>67</b>	
<b>Science/Gwyddoniaeth</b>															
TA results/Canlyniadau AA	1996	0	0	0	-	0	1	5	24	53	17	0	100	70	
	1997	0	0	0	-	0	0	4	22	53	21	0	100	74	
	1998	0	0	0	-	0	1	4	22	55	18	0	100	73	
	<b>1999</b>	<b>0</b>	<b>0</b>	<b>1</b>	-	<b>0</b>	<b>1</b>	<b>4</b>	<b>18</b>	<b>52</b>	<b>24</b>	<b>0</b>	<b>100</b>	<b>76</b>	
Test/Task Prawf/Tasg	1996	0	5	1	-	0	0	4	24	49	17	0	100	66	
	1997	0	3	0	-	0	0	4	20	51	22	0	100	73	
	1998	0	3	1	1	-	-	4	22	54	15	-	100	69	
	<b>1999</b>	<b>0</b>	<b>3</b>	<b>0</b>	<b>1</b>	-	-	<b>4</b>	<b>15</b>	<b>49</b>	<b>28</b>	-	<b>100</b>	<b>77</b>	

*D: exempted or disappplied under Sections 364 or 365 of the Education Act 1996./Wedi'u heithrio neu wedi'u datgymhwyso o dan Adrannau 364 neu 365 o Ddeddf Addysg 1996.*

*A: failed to register a level due to absence/wedi methu â chofrestru lefel oherwydd absenoldeb.*

*B: not entered for tests because they are working outside the levels of the tests/heb eu cofrestru am y prawf oherwydd eu bod yn gweithio y tu allan i lefelau'r profion.*

*N: failed to register a level for reasons other than absence/wedi methu â chofrestru lefel oherwydd rhesymau ac eithrio absenoldeb.*

*W: Working towards level 1/Yn gweithio tuag at lefel 1.*

*-: not applicable/dim yn gymwys.*

**SUMMARY OF KEY STAGE 2 RESULTS: 1996 - 1999**  
**CRYNODEB O GANLYNIADAU CYFNOD ALLWEDDOL 2: 1996 - 1999**

		percentage of boys and girls at each level/canran y bechgyn a'r merched ar bob lefel											Total	4+
		D	A	N	B	W	1	2	3	4	5	6	Cyfanswm	
<b>English/Saesneg</b>														
TA results/Canlyniadau AA	1996	0	0	0	-	0	2	9	29	45	15	0	100	60
	1997	0	0	0	-	0	1	7	27	47	18	0	100	65
	1998	0	0	0	-	1	1	7	26	47	18	0	100	65
	<b>1999</b>	<b>0</b>	<b>0</b>	<b>1</b>	-	<b>0</b>	<b>1</b>	<b>7</b>	<b>24</b>	<b>48</b>	<b>19</b>	<b>0</b>	<b>100</b>	<b>67</b>
Test/Task Prawf/Tasg	1996	0	5	2	-	1	1	7	28	44	12	0	100	56
	1997	0	4	2	-	0	1	4	25	47	17	0	100	64
	1998	0	3	1	2	-	-	5	25	47	17	-	100	64
	<b>1999</b>	<b>0</b>	<b>2</b>	<b>1</b>	<b>2</b>	-	-	<b>6</b>	<b>21</b>	<b>47</b>	<b>21</b>	-	<b>100</b>	<b>68</b>
<b>Welsh/Cymraeg*</b>														
TA results/Canlyniadau AA	1996	1	0	0	-	0	3	12	30	40	13	1	100	54
	1997	2	0	0	-	0	1	8	30	45	13	0	100	58
	1998	2	1	0	-	0	1	7	26	47	16	0	100	63
	<b>1999</b>	<b>2</b>	<b>0</b>	<b>1</b>	-	<b>0</b>	<b>1</b>	<b>6</b>	<b>27</b>	<b>47</b>	<b>16</b>	<b>0</b>	<b>100</b>	<b>63</b>
Test/Task Prawf/Tasg	1996	1	5	0	-	0	2	11	27	39	14	1	100	54
	1997	4	3	1	-	0	1	7	28	44	12	0	100	56
	1998	1	2	2	-	0	1	6	23	47	17	1	100	65
	<b>1999</b>	<b>2</b>	<b>2</b>	<b>1</b>	<b>1</b>	-	-	<b>4</b>	<b>25</b>	<b>48</b>	<b>17</b>	-	<b>100</b>	<b>65</b>
<b>Mathematics/Mathemateg</b>														
TA results/Canlyniadau AA	1996	0	0	0	-	0	1	8	29	45	17	0	100	62
	1997	0	0	0	-	0	1	6	27	47	19	0	100	66
	1998	0	1	0	-	0	1	6	27	47	18	0	100	65
	<b>1999</b>	<b>0</b>	<b>0</b>	<b>1</b>	-	<b>0</b>	<b>1</b>	<b>6</b>	<b>23</b>	<b>47</b>	<b>22</b>	<b>0</b>	<b>100</b>	<b>69</b>
Test/Task Prawf/Tasg	1996	0	4	2	-	0	1	7	30	40	16	0	100	56
	1997	0	3	2	-	0	1	4	26	45	19	0	100	64
	1998	0	3	1	1	-	-	5	29	44	17	-	100	61
	<b>1999</b>	<b>0</b>	<b>2</b>	<b>1</b>	<b>1</b>	-	-	<b>5</b>	<b>24</b>	<b>45</b>	<b>22</b>	-	<b>100</b>	<b>67</b>
<b>Science/Gwynddoniaeth</b>														
TA results/Canlyniadau AA	1996	0	0	0	-	0	1	6	25	51	17	0	100	68
	1997	0	0	0	-	0	1	5	22	51	21	0	100	72
	1998	0	0	0	-	0	1	5	23	52	19	0	100	71
	<b>1999</b>	<b>0</b>	<b>0</b>	<b>1</b>	-	<b>0</b>	<b>1</b>	<b>5</b>	<b>18</b>	<b>50</b>	<b>25</b>	<b>0</b>	<b>100</b>	<b>75</b>
Test/Task Prawf/Tasg	1996	0	5	1	-	0	0	5	24	48	17	0	100	65
	1997	0	4	1	-	0	0	3	20	50	22	0	100	72
	1998	0	3	1	1	-	-	4	22	53	16	-	100	69
	<b>1999</b>	<b>0</b>	<b>3</b>	<b>0</b>	<b>1</b>	-	-	<b>5</b>	<b>14</b>	<b>48</b>	<b>29</b>	-	<b>100</b>	<b>77</b>

*D: exempted or disapplied under Sections 364 or 365 of the Education Act 1996. Wedi'u heithrio neu wedi'u datgymhwyso o dan Adrannau 364 neu 365 o Ddeddf Addysg 1996.*

*A: failed to register a level due to absence/wedi methu â chofrestru lefel oherwydd absenoldeb.*

*B: not entered for tests because they are working outside the levels of the tests/heb eu cofrestru am y prawf oherwydd eu bod yn gweithio y tu allan i lefelau'r profion.*

*N: failed to register a level for reasons other than absence/wedi methu â chofrestru lefel oherwydd rhesymau ac eithrio absenoldeb.*

*W: Working towards level 1/Yn gweithio tuag at lefel 1.*

*-: not applicable/dim yn gymwys.*

## Notes / Nodiadau

## Notes / Nodiadau