



**Cynulliad Cenedlaethol Cymru
The National Assembly for Wales**

'99

**NATIONAL CURRICULUM ASSESSMENT
RESULTS IN WALES: 1999**

KEY STAGE 3

**CANLYNIADAU ASESIAU'R
CWRICWLWM CENEDLAETHOL YNG
NGHYMRU: 1999**

CYFNOD ALLWEDDOL 3



Published as part of the BEST PROGRAMME

Cyhoeddwyd fel rhan o RAGLEN BEST



**Cynulliad Cenedlaethol Cymru
The National Assembly for Wales**

**National Curriculum Assessment Results in Wales:
Key Stage 3**

**Canlyniadau Aseidiadau'r Cwricwlwm Cenedlaethol yng Nghymru:
Cyfnod Allweddol 3**

1999

Rhagfyr 1999

ISBN 0 7504 2382

December 1999

CONTENTS

CYNNWYS

	page tudalen	
INTRODUCTION	4 - 7	CYFLWYNIAD
Section 1: Subject Summaries		Adran 1: Crynodebau Pynciau
English	11	Saesneg
Welsh	12	Cymraeg
Mathematics	13	Mathemateg
Science	14	Gwyddoniaeth
Core Subject Indicator	15-17	Dangosydd Pynciau Craidd
Summary Table	18	Tabl Crynodeb
Section 2: LEA Summaries		Adran 2: Crynodebau AALI
Isle of Anglesey	20	Ynys Môn
Gwynedd	21	Gwynedd
Conwy	22	Conwy
Denbighshire	23	Sir Ddinbych
Flintshire	24	Sir y Fflint
Wrexham	25	Wrexham
Powys	26	Powys
Ceredigion	27	Sir Ceredigion
Pembrokeshire	28	Sir Benfro
Carmarthenshire	29	Sir Gaerfyrddin
Swansea	30	Abertawe
Neath Port Talbot	31	Castell-nedd Port Talbot
Bridgend	32	Pen-y-bont ar Ogwr
The Vale of Glamorgan	33	Bro Morgannwg
Rhondda, Cynon, Taff	34	Rhondda, Cynon, Taf
Merthyr Tydfil	35	Merthyr Tudful
Caerphilly	36	Caerffili
Blaenau Gwent	37	Blaenau Gwent
Torfaen	38	Tor-faen
Monmouthshire	39	Sir Fynwy
Newport	40	Casnewydd
Cardiff	41	Caerdydd
Section 3: Annual Summaries		Adran 3: Crynodebau Blynyddol
1999 Results for Wales	45	Canlyniadau Cymru ar gyfer 1999
Suggested formats for reporting school and national results	46-47	Fformatau a awgrymir ar gyfer adrodd canlyniadau ysgolion a chanlyniadau cenedlaethol
Annual Results	48-50	Canlyniadau blynyddol

Introduction

1. This booklet presents for Wales and each local education authority the 1999 results of 14-year-olds taught to National Curriculum standards. The aggregate data were derived from the results of the statutory assessments of English, Welsh (first language), mathematics and science administered by schools during the 1999 Summer Term. They comprise the results of both the Teacher Assessment and the National Curriculum Tests and Tasks as derived from the marksheets and OMR forms returned by schools to the WJEC. The marksheets and scripts were returned to schools for checking and also for further use by subject teachers in reviewing individual strengths and weaknesses.
2. The calculated school-level and individual pupil-level results were fed back to schools as a further validation exercise before the final data were provided to the National Assembly for inclusion in this booklet.
3. In total the results represent around 98 per cent of eligible pupils at the end of Key Stage 3 the vast majority of whom were aged 14, although some may have been older or younger. Pupils with Special Educational Needs following the National Curriculum and able to benefit from assessment were included. Independent schools were encouraged to participate on a voluntary basis - where they chose to do so, their results were included in the all-Wales figures. Of maintained schools with eligible pupils, 98 per cent participated.
4. Some headteachers used their discretionary powers to except particular pupils from the assessment arrangements. These exceptions were relatively small in number and comprised, in the main, those pupils with particular learning difficulties.

Basis of Assessment

5. **Teacher Assessment:** Teacher Assessment: Teachers were required to use their professional judgement to determine the level of attainment on the basis of overall classroom performance throughout the key stage, taking into account a pupil's individual strengths and weaknesses. Teacher Assessment levels were determined for each of English or Welsh (first language), mathematics and science.
6. **NC Tests and Tasks:** The majority of pupils at the end of Key Stage 3 sat timed written Tests which focused on the key aspects of study within each individual National Curriculum core subject (English, Welsh (first language), mathematics and science). For the 1999 tests particular emphasis was given to literacy and numeracy skills as well as to the basic understanding of science. In English, mathematics and science Tests were used to assess levels 3 to 7. The test papers for English covered the full range of levels; in Welsh (first language) the Reading and Writing Tests covered levels 3-7 whilst the Oracy and (oral response to) Reading Tasks were tiered to cover levels 3-4 and 5-7; the papers for mathematics were tiered to cover levels 3-5, 4-6 and 5-7; while the tiers for science covered 3-6 and 5-7.
7. The Tests were marked by external markers under contract to the Welsh Joint Education Committee (WJEC) and supervised by ACCAC. All the Tests and Tasks administered in Wales are developed under the control of ACCAC, and the balance of marks reflect the structure of the National Curriculum.
8. The general expectation is that the majority of 14-year-olds will attain in level 5 in each individual subject.

Access to Information

9. Schools are required to report the results of the NC Tests/Tasks to parents. For comparative purposes, it is also a requirement that reports include aggregate results for the school, together with the national (all-Wales) results. The tables on pages 46 and 47 provide a suggested format which

Cyflwyniad

1. Mae'r llyfryn hwn yn cyflwyno canlyniadau disgyblion 14 oed a addysgwyd yn ôl safonau'r Cwricwlwm Cenedlaethol ar sail Cymru gyfan ac ar sail ardal pob awdurdod lleol. Mae'r data agrededig wedi'u codi o ganlyniadau'r aseidiadau statudol ar gyfer Cymraeg (iaith gyntaf), Saesneg, mathemateg a gwyddoniaeth a weinyddwyd gan yr ysgolion yn ystod Tymor yr Haf 1999. Maent yn cynnwys canlyniadau Aseidiadau'r Athrawon a Phrofion a Thasgau'r Cwricwlwm Cenedlaethol a godwyd o'r taflenni marciau a ffurflenni DMO a anfonwyd gan yr ysgolion at CBAC. Anfonwyd y taflenni marciau a'r sgriptiau at yr ysgolion i'w harchwilio, a hefyd at ddefnydd pellach yr athrawon pwnc wrth adolygu cryfderau a gwendidau disgyblion unigol.
2. Anfonwyd y canlyniadau a gyfrifwyd ar lefel ysgol a disgyblion unigol yn ôl at yr ysgolion fel ymarfer dilysu cyn i'r data terfynol gael ei roi i'r Cynlliad Cenedlaethol i'w gynnwys yn y llyfryn hwn.
3. I gyd, mae'r canlyniadau'n cynrychioli rhyw 98 y cant o'r disgyblion cymwys ar ddiwedd Cyfnod Allweddol 3, yr oedd y mwyafrif helaeth ohonynt yn 14 oed, er ei bod yn bosibl fod rhai ohonynt wedi bod yn hyn neu'n iau. Cynhwyswyd disgyblion ag Anghenion Addysgol Arbennig a oedd yn dilyn y Cwricwlwm Cenedlaethol ac a allai fanteisio ar yr asesiad. Anogwyd ysgolion annibynnol i gymryd rhan ar sail wirfoddol - lle bu iddynt ddewis gwneud hynny, cynhwyswyd eu canlyniadau. O'r ysgolion a gynhelir a oedd â, disgyblion cymwys, 98 y cant a gymerodd ran.
4. Defnyddiodd rhai penaethiaid eu pwerau disgrisiynol i hepgor disgyblion penodol o'r trefniadau asesu. Cymharol fach oedd nifer yr eithriadau hyn, sef yn bennaf y disgyblion hynny ag anawsterau dysgu penodol.

Sail yr Aseiad

5. **Aseidiadau Athrawon:** Yr oedd yn ofynnol i athrawon ddefnyddio'u barn broffesiynol i benderfynu lefel gyrhaeddiad ar sail y perfformiad cyffredinol yn y dosbarth trwy gydol y cyfnod allweddol, gan gymryd i ystyriaeth gryfderau a gwendidau unigol y disgybl. Pennwyd lefelau Aseidiadau Athrawon ar gyfer Cymraeg (iaith gyntaf), Saesneg, mathemateg a gwyddoniaeth.
6. **Tasgau a Profion y CC:** Ar ddiwedd Cyfnod Allweddol 3 cymerodd y mwyafrif o'r disgyblion Brofion ysgrifenedig wedi'u amseru yn canolbwyntio ar agweddau allweddol ar astudiaeth o fewn pob un o bynciau craidd unigol y Cwricwlwm Cenedlaethol (Cymraeg (iaith gyntaf), Saesneg, mathemateg a gwyddoniaeth). Ym Mhrofion 1999 rhoddwyd pwyslais penodol ar fedrau llythrennedd a rhifedd yn ogystal ag ar y ddealltwriaeth sylfaenol o wyddoniaeth. Defnyddiwyd Profion i asesu lefelau 3 i 7 yn Saesneg, mathemateg a gwyddoniaeth. Roedd y Prawf Saesneg yn rhychwantu pob lefel; mewn Cymraeg (iaith gyntaf), anelwyd y profion Darllen ac Ysgrifennu at lefelau 3-7 tra haenwyd y tasgau Llafaredd a'r ymateb llafar i dasgau Darllen i anelu at lefelau 3-4 a 5-7; anelwyd y papurau mathemateg at lefelau 3-5, 4-6 a 5-7 a'r rhai gwyddoniaeth 3-6 a 5-7.
7. Marciwyd y Profion gan farcwyr allanol o dan gontract i Gyd-bwyllgor Addysg Cymru (CBAC) a'u goruchwylio gan ACCAC. Datblygwyd yr holl Brofion a Thasgau a weinyddwyd yng Nghymru o dan reolaeth ACCAC, ac mae cydbwysedd y marciau yn adlewyrchu strwythur y Cwricwlwm Cenedlaethol.
8. Y disgwyliad cyffredinol yw y bydd y mwyafrif o ddisgyblion 14 oed yn cyrraedd lefel 5 yn mhob pwnc unigol.

Mynediad i Wybodaeth

9. Mae'n ofynnol i ysgolion adrodd canlyniadau, Phrofion/Tasgau ac Aseidiadau Athrawon y CC i rieni. At ddibenion cymharu, mae hefyd yn ofynnol i'r adroddiadau gynnwys canlyniadau agrededig yr ysgol, ynghyd i'r canlyniadau cenedlaethol (Cymru gyfan). Mae'r tablau ar dudalennau 46 a 47 yn darparu fformat awgrymedig y gall yr ysgolion ei addasu fel rhan o'u gweithdrefnau adrodd ym

schools may adapt as part of their reporting procedures in 2000. Schools are not required to include the Core Subject Indicator in reports to parents.

10. A similar range of information is required to be included in each school's prospectus and governors' annual report. The suggested formats on pages 46 and 47, with the inclusion of the Core Subject Indicator information, may be adapted to meet these requirements.

Note: *The suggested formats are based on the schools results for 2000 and the national results for 1999.*

Content of Booklet

11. This booklet comprises three sections.

Subject Summaries: This section displays in bar charts, the percentage of pupils in Wales and each local authority area attaining at least level 5:

- in English, Welsh (first language), mathematics and science as determined by Teacher Assessment and NC Tests/Tasks; and
- in the Core Subject Indicator, as determined by Teacher Assessment and NC Tests/Tasks, showing separately the performance of boys and girls.

Authority Summaries: This section presents a full summary of results for each local authority area, excluding independent schools. The summary shows separately, where appropriate, the results for each subject as derived from both Teacher Assessment and the NC Tests and Tasks for boys, girls and all pupils. The local authority areas are listed according to their National Assembly/LEA number.

Annual Summaries: This section displays: a full set of results for Wales; suggested formats for reporting the school and national results to parents and for inclusion in prospectuses and governors' annual reports; the 1996, 1997, 1998 and 1999 results for Wales.

Other titles available:

National Curriculum Assessment Results in Wales: 1995 and 1996 - Primary Schools
 National Curriculum Assessment Results in Wales: 1995 and 1996 - Secondary Schools
National Curriculum Assessment Results in Wales: Key Stage 1 for 1997, 1998 & 1999
National Curriculum Assessment Results in Wales: Key Stage 2 for 1997, 1998 & 1999
Benchmark Information for Key Stage 1 - 1997, 1998 & 1999
Benchmark Information for Key Stage 2 - 1997, 1998 & 1999
Benchmark Information for Key Stages 3 & 4 - 1997, 1998 & 1999

Secondary School Performance Information Booklets (for each LEA area) for 1993, 1994 and 1995
Secondary School Performance Information Booklets (grouped LEAs) for 1996, 1997, 1998 & 1999

Secondary School Performance Information Digests (for each LEA area) 1998 & 1999
GCSE/GNVQ results in Wales: 1997, 1998 & 1999

Further copies of this booklet and those listed above may be obtained from:

Schools Performance Division 3
National Assembly Education Department
 Cathays Park
 CARDIFF CF10 3NQ
 ☎ (029) 20826010
 Fax (029) 20826016

e-mail - education.publications@wales.gsi.gov.uk

or visit the National Assembly for Wales website www.wales.gov.uk

2000. Nid yw'n ofynnol i'r ysgolion gynnwys y Dangosydd Pynciau Craidd yn eu hadroddiadau i rieni.

10. Mae'n ofynnol cynnwys ystod debyg o wybodaeth yn llawlyfr ac atodiad blynyddol llywodraethwyr pob ysgol. Gellir addasu'r fformatau a awgrymir ar dudalennau 46 a 47, a chynnwys y Dangosydd Pynciau Craidd, i fodloni'r gofynion hyn.

Noder: *Seilir y fformatau a awgrymir ar adrodd canlyniadau'r ysgol ar gyfer 2000 a'r canlyniadau cenedlaethol ar gyfer 1999.*

Cynnwys y Llyfryn

11. Tair adran sydd i'r llyfryn hwn.

Crynodebau Pwnc: Mae'r adran hon yn dangos, ar ffurf siartiau bar, ganran y disgyblion yng Nghymru ac yn ardal pob awdurdod lleol a gyrhaeddodd o leiaf lefel 5:

- yn Gymraeg (iaith gyntaf), Saesneg, mathemateg a gwyddoniaeth, fel y'u pennwyd drwy Brofion/Tasgau y CC ac Aseidiadau Athrawon; ac
- yn y Dangosydd Pynciau Craidd, fel y'u pennwyd drwy Brofion/Tasgau y CC ac Aseidiadau'r Athrawon, gan ddangos ar wahân y perfformiad ar gyfer bechgyn a merched.

Crynodebau Ardal: Mae'r adran hon yn cyflwyno crynodeb cyflawn o ganlyniadau ardal pob awdurdod lleol ar wahân i ysgolion annibynnol. Mae'r crynodeb yn dangos ar wahân, lle bo'n briodol, y canlyniadau ar gyfer pob pwnc o'r Aseidiadau Athrawon a Phrofion a Thasgau y CC ar gyfer bechgyn, merched a'r holl ddisgyblion. Rhestrir ardaloedd yr awdurdod lleol yn ôl rhif y Cynulliad Cenedlaethol/AALI.

Crynodebau Blynyddol: Mae'r adran hon yn dangos: set gyflawn o ganlyniadau ar gyfer Cymru; fformatau a awgrymir ar gyfer adrodd canlyniadau'r ysgol a chanlyniadau cenedlaethol i rieni ac i'w cynnwys yn llawlyfrau ac adroddiadau blynyddol y llywodraethwyr; canlyniadau 1996, 1997, 1998 a 1999 ar gyfer Cymru.

Teitlau eraill sydd ar gael:

Canlyniadau Aseidiadau'r Cwricwlwm Cenedlaethol yng Nghymru: 1995 ac 1996 - Ysgolion Cynradd

Canlyniadau Aseidiadau'r Cwricwlwm Cenedlaethol yng Nghymru: 1995 ac 1996 - Ysgolion Uwchradd

Canlyniadau Aseidiadau'r Cwricwlwm Cenedlaethol yng Nghymru: Cyfnod Allweddol 1 am 1997, 1998 a 1999

Canlyniadau Aseidiadau'r Cwricwlwm Cenedlaethol yng Nghymru: Cyfnod Allweddol 2 am 1997, 1998 a 1999

Gwybodaeth Feincnodi ar gyfer Cyfnod Allweddol 1 am 1997, 1998 a 1999

Gwybodaeth Feincnodi ar gyfer Cyfnod Allweddol 2 am 1997, 1998 a 1999

Gwybodaeth Feincnodi ar gyfer Cyfnod Allweddol 3 a 4 am 1997, 1998 a 1999

Llyfrynau Gwybodaeth Perfformiad Ysgolion Uwchradd (am ardal pob AALI) ym 1993, 1994 a 1995

Llyfrynau Gwybodaeth Perfformiad Ysgolion Uwchradd (ar gyfer grwpiau o AALI am 1996, 1997, 1998 a 1999

Crynodebau Gwybodaeth Perfformiad Ysgolion Uwchradd (am ardal pob AALI) - 1998 a 1999

Canlyniadau TGAU/CGCC yng Nghymru am 1997, 1998 a 1999.

Gellir cael copïau pellach o'r llyfryn, a'r rhai a restrwyd uchod, oddi wrth:

Adran Perfformiad Ysgolion 3
Adran Addysg Cynulliad Cenedlaethol Cymru
Parc Cathays
CAERDYDD CF10 3NQ
☎ (029) 20826010
Ffacs(029) 20826016

e-bost: education.publications@wales.gsi.gov.uk

neu ymweler â safle gwe Cynulliad Cenedlaethol Cymru www.cymru.gov.uk



SUBJECT SUMMARIES
CRYNODEBAU PYNCIAU

section
adran

1

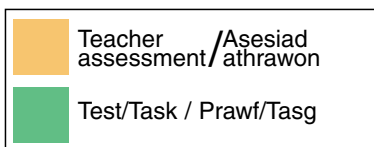
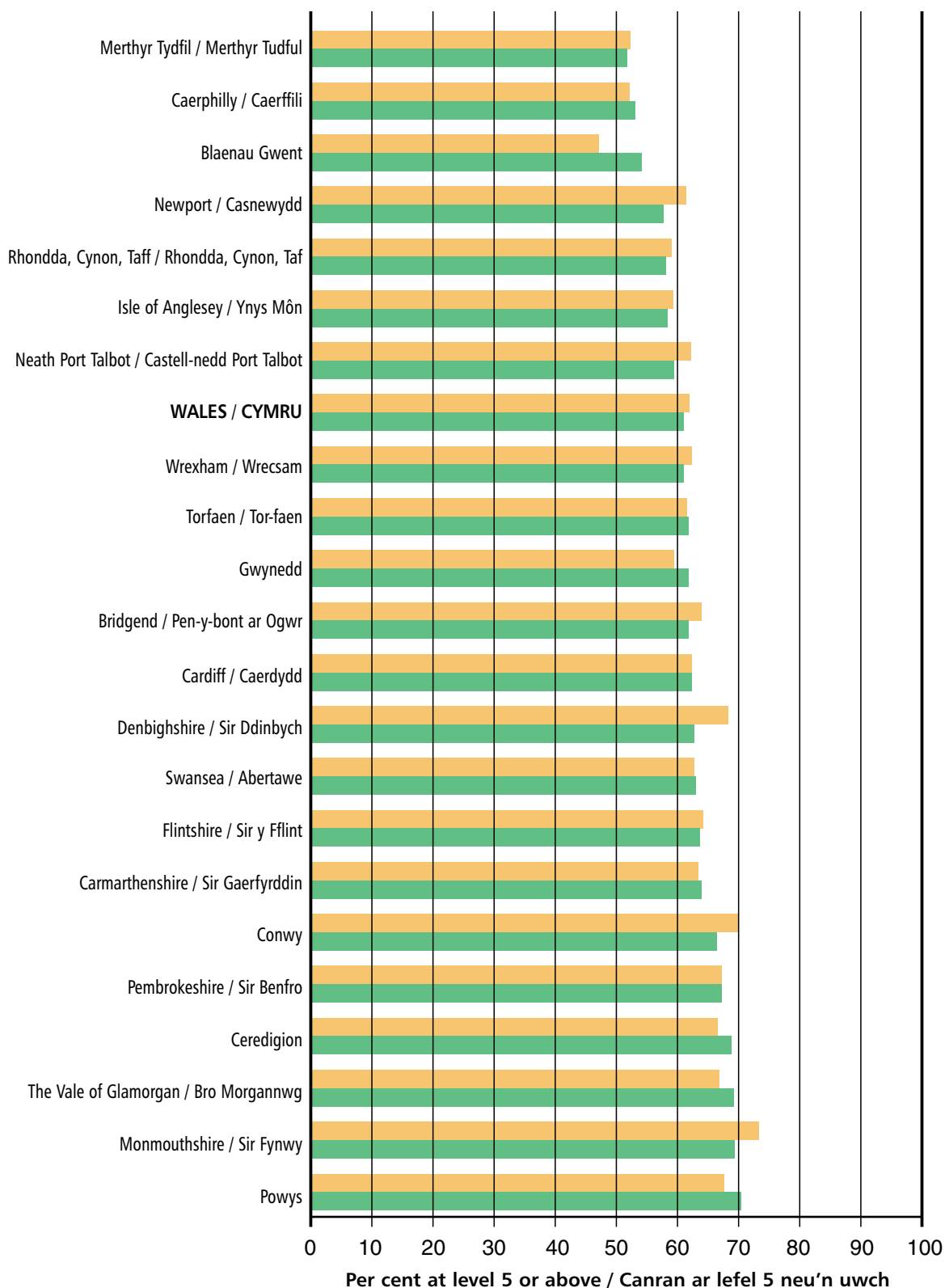
National Curriculum Assessment Results In Wales: 1999

Canlyniadau Aseidiadau'r Cwricwlwm Cenedlaethol Yng Nghymru: 1999



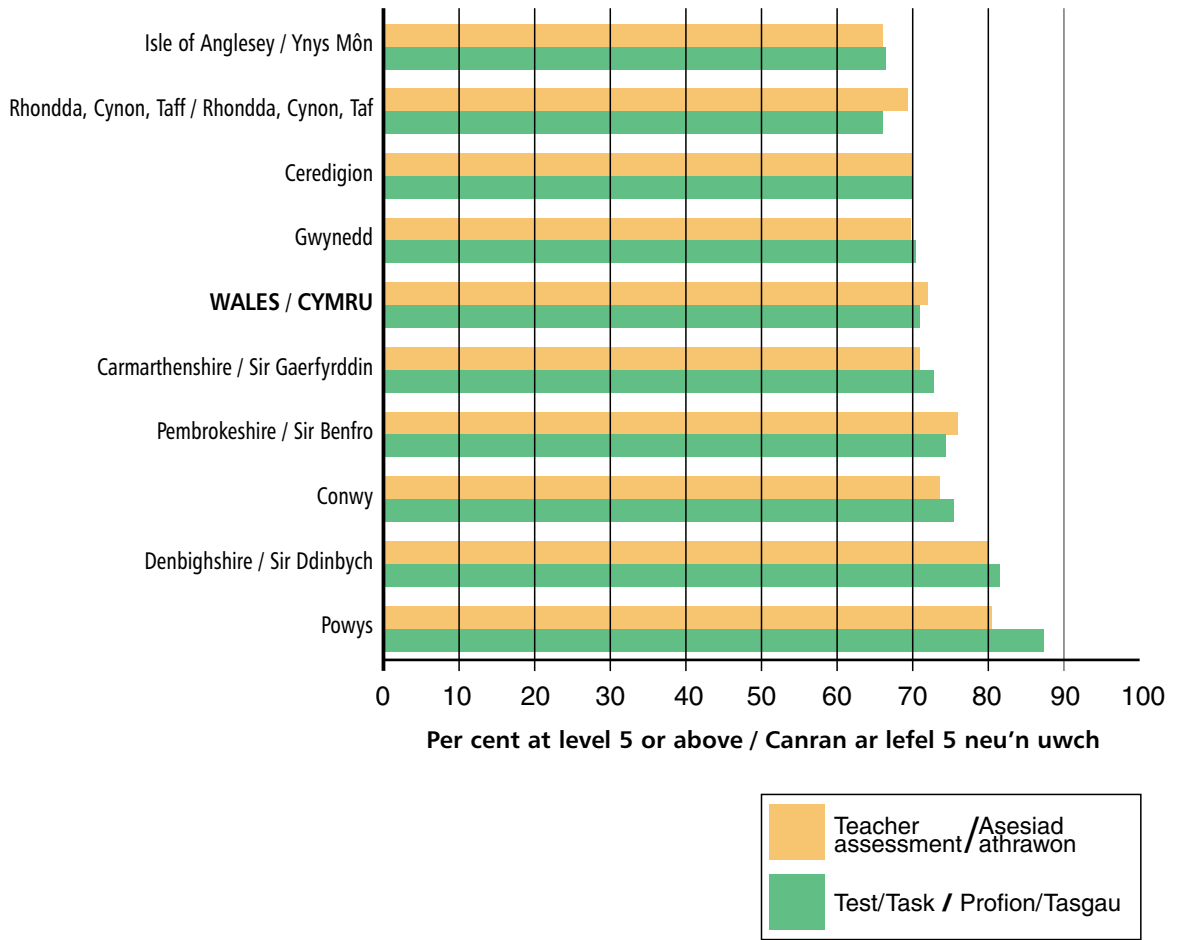
Local Authority Analysis - Dadansoddiad yr Awdurdodau Lleol

English/Saesneg



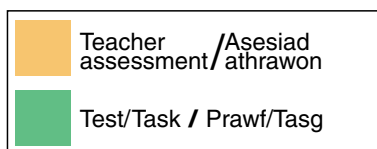
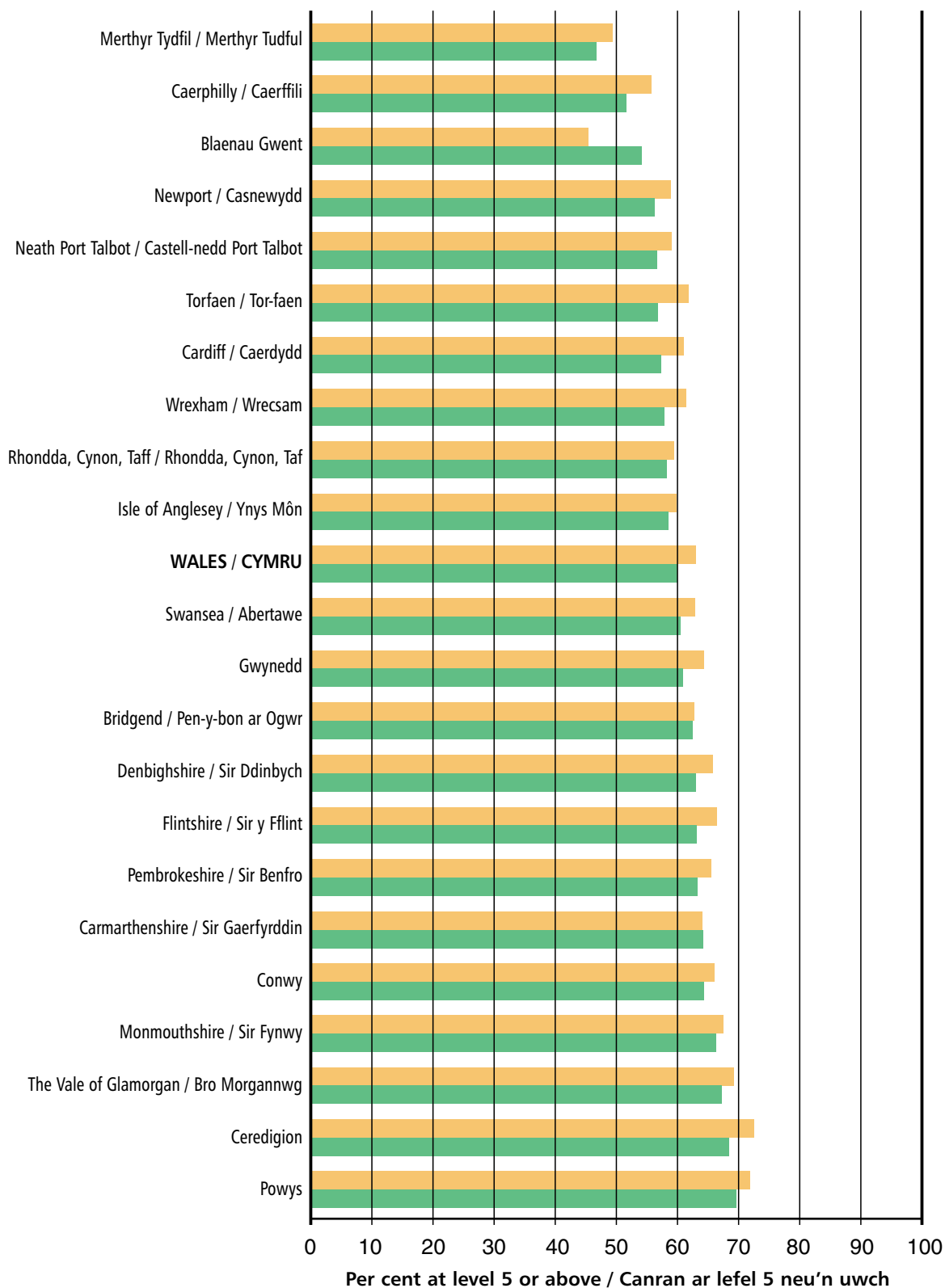
Local Authority Analysis - Dadansoddiad yr Awdurdodau Lleol

Welsh/Cymraeg



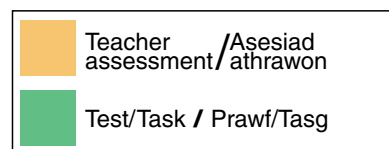
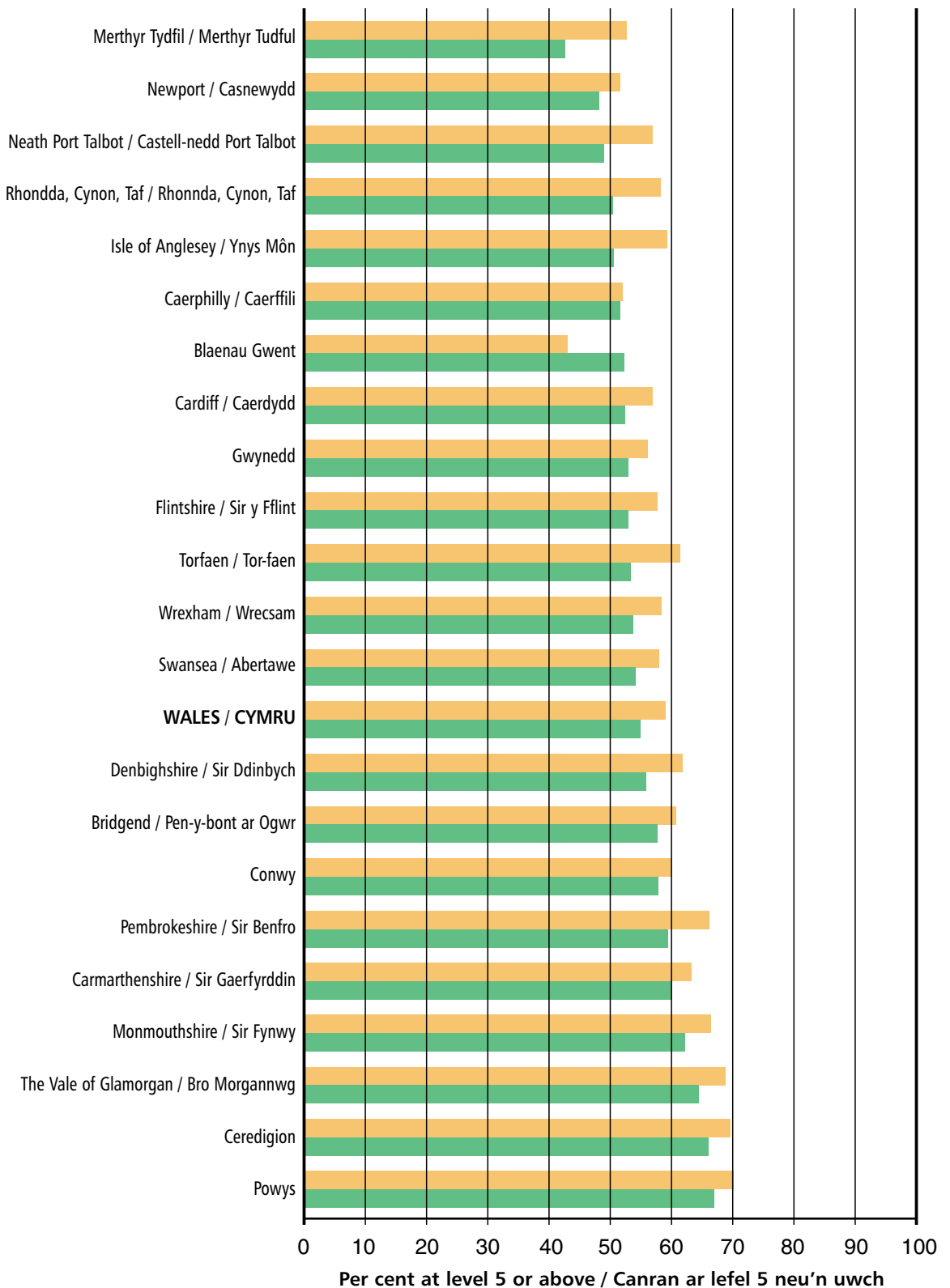
Local Authority Analysis - Dadansoddiad yr Awdurdodau Lleol

Mathematics/Mathemateg



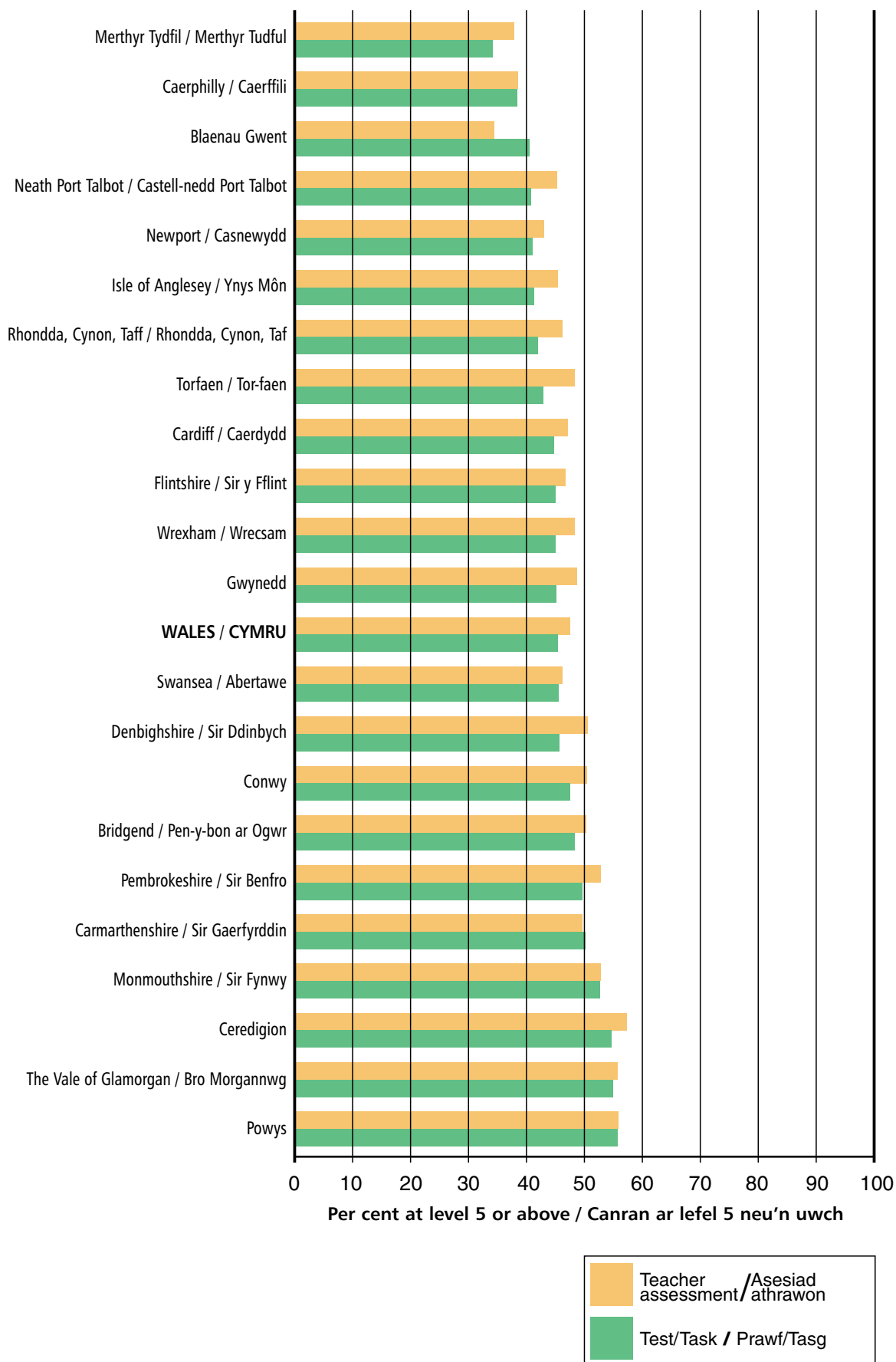
Local Authority Analysis - Dadansoddiad yr Awdurdodau Lleol

Science/Gwyddoniaeth



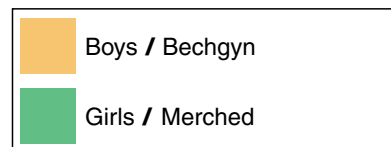
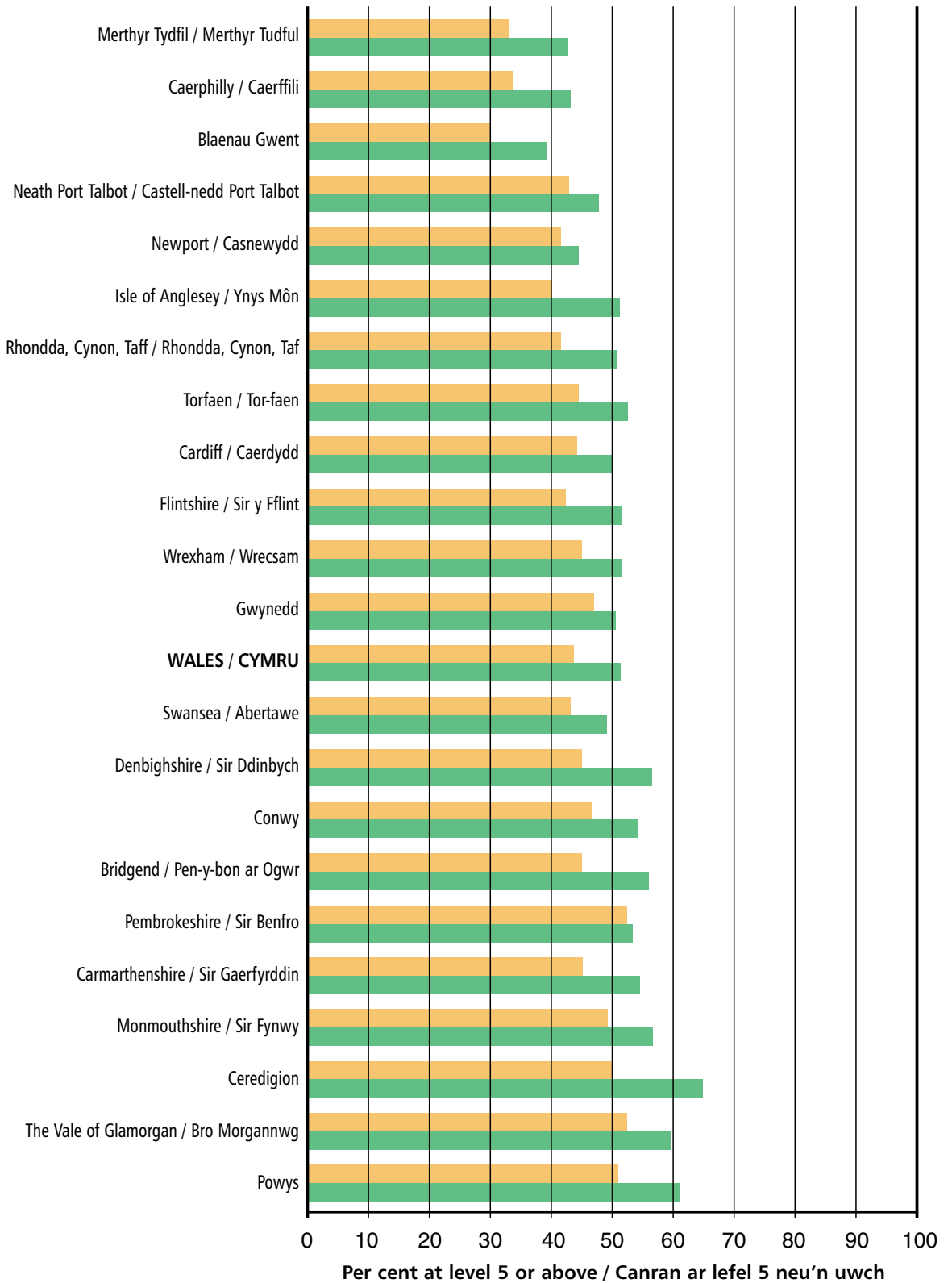
Local Authority Analysis - Dadansoddiad yr Awdurdodau Lleol

Core Subject Indicator / Dangosydd Pynciau Craidd



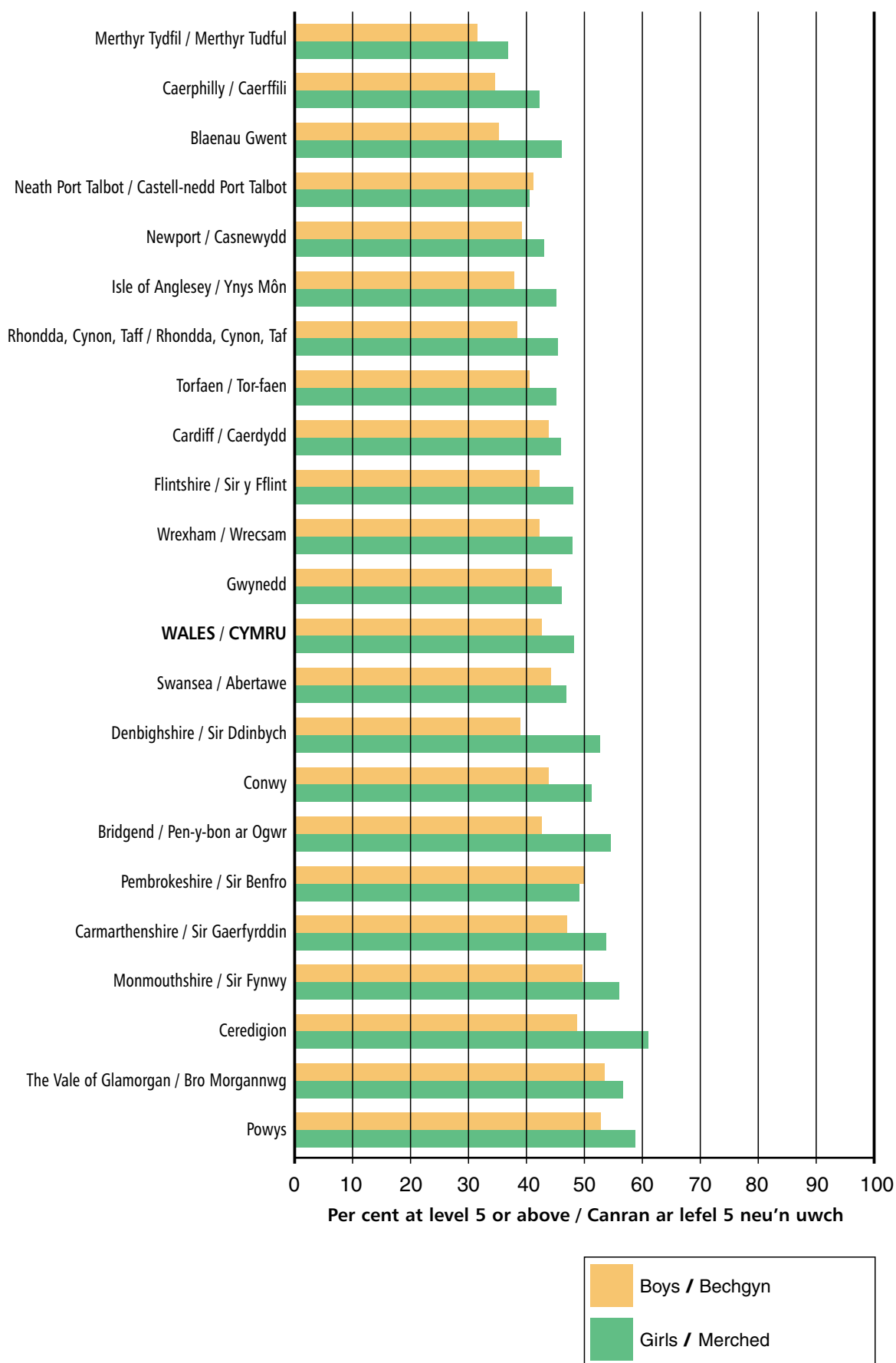
Local Authority Analysis - Dadansoddiad yr Awdurdodau Lleol

Core Subject Indicator / Dangosydd Pynciau Craidd Teacher Assessment/Asesiadau Athrawon



Local Authority Analysis - Dadansoddiad yr Awdurdodau Lleol

Core Subject Indicator / Dangosydd Pynciau Craidd Tests/Profion



Local Authority: Summary Table / Awdurdod Lleoli: Tabl Crynodeb

percentage of pupils at level 5 or above/canran ar lefel 5 neu'n uwch

	English Saesneg		Welsh Cymraeg		Mathematics Mathemateg		Science Gwyddoniaeth		Core Subject Indicator/Dangosydd Pynciau Craidd					
	T/A AA	T/T P/T	T/AA P/T	T/T P/T	T/AA P/T	T/T P/T	T/AA P/T	T/T P/T	All pupils Pob disgybl	Boys Bechgyn	Girls Merched	All pupils Pob disgybl	Boys Bechgyn	Girls Merched
Maintained schools in:														
Isle of Anglesey/Ynys Môn	59.3	58.4	66.1	66.4	59.9	58.5	59.3	50.6	45.5	40.1	51.2	41.4	37.9	45.2
Gwynedd	59.4	61.9	69.6	70.4	64.4	60.9	56.2	53.0	48.7	47.0	50.6	45.2	44.4	46.1
Conwy	69.9	66.4	73.6	75.5	66.1	64.3	60.1	57.9	50.4	46.8	54.2	47.5	43.9	51.2
Denbighshire/Sir Dynbych	68.3	62.8	79.6	81.6	65.8	63.0	61.8	55.9	50.6	45.0	56.5	45.7	39.0	52.7
Flintshire/Sir y Fflint	64.2	63.7	*	*	66.5	63.1	57.8	53.0	46.8	42.4	51.5	45.1	42.3	48.1
Wrexham/Wrecsam	62.4	61.0	*	*	61.5	57.9	58.4	53.7	48.4	45.0	51.7	45.1	42.2	48.0
Powys	67.6	70.4	80.5	87.3	71.9	69.6	70.2	67.0	55.9	51.0	61.0	55.8	52.9	58.8
Ceredigion	66.6	68.9	70.0	74.4	72.6	68.5	69.7	66.1	57.4	50.1	64.9	54.7	48.7	61.0
Pembrokeshire/Sir Benfro	67.2	67.2	76.0	74.4	65.5	63.3	66.2	59.5	52.9	52.5	53.4	49.7	50.1	49.2
Cardiganshire/Sir Gaerfyrddin	63.4	64.0	71.8	72.8	64.1	64.2	63.3	60.1	49.7	45.2	54.5	50.2	47.0	53.7
Swansea/Aberawaw	62.8	63.0	*	*	62.9	60.5	58.0	54.1	46.2	43.2	49.2	45.6	44.3	46.9
Neath Port Talbot/ Castell-nedd Port Talbot	62.2	59.5	*	*	59.1	56.7	57.0	49.0	45.3	42.9	47.8	40.8	41.2	40.5
Bridgend/Pen- y-bont ar Ogwr	64.0	61.9	-	-	62.7	62.5	60.8	57.8	50.3	45.0	56.0	48.3	42.6	54.5
The Vale of Glamorgan/Bro Morgannwg	66.8	69.3	-	-	69.2	67.3	68.9	64.5	55.8	52.5	59.6	55.0	53.5	56.7
Rhondda, Cynon, Taff/Rhondda, Cynon, Taf	59.1	58.1	69.4	66.5	59.5	58.3	58.2	50.4	46.2	41.6	50.7	42.0	38.4	45.5
Merthyr Tydfil/Merthyr Tudful	52.3	51.8	-	-	49.4	46.8	52.7	42.6	37.9	33.0	42.8	34.2	31.5	36.9
Caerphilly/Caerffili	52.2	53.1	*	*	55.7	51.7	52.0	51.6	38.5	33.8	43.2	38.4	34.6	42.2
Blaenau Gwent	47.2	54.2	-	-	45.4	54.2	43.1	52.3	34.5	29.9	39.4	40.5	35.3	46.1
Torfaen/Tor-faen	61.6	61.8	*	*	61.9	56.8	61.5	53.4	48.4	44.5	52.6	42.9	40.6	45.2
Monmouthshire/Sir Fynwy	73.4	69.4	-	-	67.5	66.3	66.4	62.2	52.9	49.3	56.7	52.7	49.6	56.0
Newport/Casnewydd	61.4	57.8	-	-	58.9	56.3	51.6	48.2	43.1	41.6	44.5	41.1	39.2	43.0
Cardiff/Caerdydd	62.3	62.3	*	*	61.1	57.3	57.0	52.4	47.2	44.3	50.1	44.8	43.8	45.9

WALES/CYMRU
(including independent schools)

(gan gynnwys ysgolion annibynnol)

T/AA: Teacher Assessment/Asesiadau Athrawon.

T/T/P/T: Test/Task - Prawf/Tasg.

* Results not shown where their inclusion may make it possible to identify individual schools/Ni ddangosir canlyniadau lle byddai eu cynnwys yn golygu bod modd adnabod ysgolion unigol.

- No results/Dim canlyniadau.



**LEA SUMMARIES
CRYNODEBAU AALI**

**section
adran**

2

National Curriculum Assessment Results In Wales: 1999

Canlyniadau Aseidiadau'r Cwricwlwm Cenedlaethol Yng Nghymru: 1999



Isle of Anglesey / Sir Ynys Môn

Percentage of boys at each level/Canran y bechgyn ar bob lefel

	D	A	N	B	W	1	2	3	4	5	6	7	8+	Total Cyfanswm	Base/Sail	5+
English/Saesneg																
TA results Canlyniadau AA	0.2	-	-	-	0.2	0.5	4.8	13.4	32.7	34.5	11.3	2.5	-	100	440	48.3
Test/Task Prawf/Tasg	0.2	2.7	5.7	2.0	-	-	-	14.5	26.8	32.9	12.0	3.2	-	100	440	48.1
Welsh/Cymraeg																
TA results Canlyniadau AA	-	-	-	-	1.4	0.5	2.3	11.3	29.9	33.0	15.8	5.0	0.9	100	220	54.8
Test/Task Prawf/Tasg	-	2.7	-	3.6	-	-	-	10.9	27.1	30.8	19.5	5.4	-	100	220	55.7
Mathematics/Mathemateg																
TA results Canlyniadau AA	0.2	0.2	-	-	0.2	0.2	3.2	12.0	23.6	30.4	19.5	10.4	-	100	440	60.3
Test/Task Prawf/Tasg	0.2	2.5	2.7	1.1	-	-	-	11.1	22.0	28.8	18.4	13.2	-	100	440	60.3
Science/Gwyddoniaeth																
TA results Canlyniadau AA	0.2	0.2	-	-	0.5	0.2	1.8	12.7	26.5	33.1	20.0	4.3	0.5	100	440	57.8
Test/Task Prawf/Tasg	0.2	3.2	3.2	1.4	-	-	-	13.4	28.6	29.7	15.2	5.2	-	100	440	50.1

Percentage of girls at each level/Canran y merched ar bob lefel

	D	A	N	B	W	1	2	3	4	5	6	7	8+	Total Cyfanswm	Base/Sail	5+
English/Saesneg																
TA results Canlyniadau AA	-	0.2	-	-	-	0.2	1.0	6.8	20.8	33.3	25.6	12.1	-	100	410	71.0
Test/Task Prawf/Tasg	-	2.4	0.7	0.7	-	-	-	7.2	19.6	36.2	20.8	12.3	-	100	410	69.3
Welsh/Cymraeg																
TA results Canlyniadau AA	-	-	-	-	0.9	-	0.5	5.4	15.8	35.6	28.8	11.3	1.8	100	220	77.5
Test/Task Prawf/Tasg	-	1.4	2.3	1.4	-	-	-	3.2	14.9	35.1	29.3	12.6	-	100	220	77.0
Mathematics/Mathemateg																
TA results Canlyniadau AA	-	0.2	-	-	-	0.5	1.9	12.3	25.6	22.5	22.7	14.3	-	100	410	59.4
Test/Task Prawf/Tasg	-	3.1	2.9	0.7	-	-	-	11.8	24.9	21.0	21.7	13.8	-	100	410	56.5
Science/Gwyddoniaeth																
TA results Canlyniadau AA	-	0.2	-	-	0.5	-	1.9	13.3	23.2	29.7	24.4	6.8	-	100	410	60.9
Test/Task Prawf/Tasg	-	2.4	1.2	1.4	-	-	-	13.0	30.7	26.1	20.8	4.3	-	100	410	51.2

Percentage of boys and girls at each level/Canran y bechgyn a'r merched ar bob lefel

	D	A	N	B	W	1	2	3	4	5	6	7	8+	Total Cyfanswm	Base/Sail	5+
English/Saesneg																
TA results Canlyniadau AA	0.1	0.1	-	-	0.1	0.4	2.9	10.2	26.9	33.9	18.2	7.1	-	100	860	59.3
Test/Task Prawf/Tasg	0.1	2.6	3.3	1.4	-	-	-	11.0	23.3	34.5	16.3	7.6	-	100	860	58.4
Welsh/Cymraeg																
TA results Canlyniadau AA	-	-	-	-	1.1	0.2	1.4	8.4	22.8	34.3	22.3	8.1	1.4	100	440	66.1
Test/Task Prawf/Tasg	-	2.0	1.1	2.5	-	-	-	7.0	21.0	33.0	24.4	9.0	-	100	440	66.4
Mathematics/Mathemateg																
TA results Canlyniadau AA	0.1	0.2	-	-	0.1	0.4	2.6	12.2	24.6	26.5	21.1	12.3	-	100	860	59.9
Test/Task Prawf/Tasg	0.1	2.8	2.8	0.9	-	-	-	11.5	23.4	25.0	20.0	13.5	-	100	860	58.5
Science/Gwyddoniaeth																
TA results Canlyniadau AA	0.1	0.2	-	-	0.5	0.1	1.9	13.0	24.9	31.5	22.1	5.5	0.2	100	860	59.3
Test/Task Prawf/Tasg	0.1	2.8	2.2	1.4	-	-	-	13.2	29.6	28.0	17.9	4.8	-	100	860	50.6

Gwynedd

Percentage of boys at each level/Canran y bechgyn ar bob lefel

	D	A	N	B	W	1	2	3	4	5	6	7	8+	Total Cyfanswm	Base/Sail	5+
English/Saesneg																
TA results Canlyniadau AA	-	0.3	0.4	-	0.4	0.3	6.2	14.5	25.4	34.1	14.1	4.2	-	100	690	52.4
Test/Task Prawf/Tasg	-	2.2	5.7	4.1	-	-	-	11.0	23.1	32.8	14.5	6.7	-	100	690	54.0
Welsh/Cymraeg																
TA results Canlyniadau AA	0.8	0.2	0.2	-	-	-	2.3	10.3	24.0	27.7	23.7	10.1	0.8	100	520	62.2
Test/Task Prawf/Tasg	0.8	1.5	0.2	1.7	-	-	-	8.8	23.3	29.4	24.2	10.1	-	100	520	63.7
Mathematics/Mathemateg																
TA results Canlyniadau AA	-	-	0.3	-	0.4	0.1	2.3	11.5	22.5	27.6	22.2	12.9	-	100	690	62.8
Test/Task Prawf/Tasg	-	2.3	2.8	1.2	-	-	-	11.0	20.6	25.7	24.4	11.9	-	100	690	62.1
Science/Gwyddoniaeth																
TA results Canlyniadau AA	-	0.3	0.4	-	0.4	-	2.6	13.2	27.2	32.1	18.7	5.1	-	100	690	55.9
Test/Task Prawf/Tasg	-	2.3	1.6	2.0	-	-	-	13.6	26.0	30.8	18.1	5.5	-	100	690	54.4

Percentage of girls at each level/Canran y merched ar bob lefel

	D	A	N	B	W	1	2	3	4	5	6	7	8+	Total Cyfanswm	Base/Sail	5+
English/Saesneg																
TA results Canlyniadau AA	-	-	0.2	-	-	0.2	1.4	8.5	22.6	38.6	20.3	8.3	-	100	630	67.2
Test/Task Prawf/Tasg	-	2.4	0.8	1.1	-	-	-	7.0	17.9	37.4	23.0	10.2	-	100	630	70.7
Welsh/Cymraeg																
TA results Canlyniadau AA	0.6	-	0.4	-	-	-	0.4	5.9	14.9	28.7	32.7	14.7	1.7	100	480	77.8
Test/Task Prawf/Tasg	0.4	3.4	-	0.4	-	-	-	4.4	13.6	29.4	32.1	16.4	-	100	480	77.8
Mathematics/Mathemateg																
TA results Canlyniadau AA	-	0.2	0.2	-	-	0.2	1.4	10.1	21.9	30.7	23.8	11.5	-	100	630	66.1
Test/Task Prawf/Tasg	-	3.8	2.4	1.1	-	-	-	12.0	21.1	29.0	21.6	9.0	-	100	630	59.5
Science/Gwyddoniaeth																
TA results Canlyniadau AA	-	0.8	0.2	-	-	0.2	1.6	10.6	30.1	35.0	17.0	4.6	-	100	630	56.6
Test/Task Prawf/Tasg	-	2.7	1.8	1.1	-	-	-	13.3	29.6	30.6	16.5	4.5	-	100	630	51.5

Percentage of boys and girls at each level/Canran y bechgyn a'r merched ar bob lefel

	D	A	N	B	W	1	2	3	4	5	6	7	8+	Total Cyfanswm	Base/Sail	5+
English/Saesneg																
TA results Canlyniadau AA	-	0.2	0.3	-	0.2	0.2	4.0	11.6	24.0	36.2	17.0	6.2	-	100	1,310	59.4
Test/Task Prawf/Tasg	-	2.3	3.3	2.7	-	-	-	9.1	20.6	35.0	18.6	8.4	-	100	1,310	61.9
Welsh/Cymraeg																
TA results Canlyniadau AA	0.7	0.1	0.3	-	-	-	1.4	8.2	19.7	28.2	28.0	12.3	1.2	100	1,000	69.6
Test/Task Prawf/Tasg	0.6	2.4	0.1	1.1	-	-	-	6.7	18.7	29.4	28.0	13.1	-	100	1,000	70.4
Mathematics/Mathemateg																
TA results Canlyniadau AA	-	0.1	0.2	-	0.2	0.2	1.9	10.8	22.2	29.1	23.0	12.3	-	100	1,310	64.4
Test/Task Prawf/Tasg	-	3.0	2.6	1.1	-	-	-	11.5	20.9	27.3	23.1	10.5	-	100	1,310	60.9
Science/Gwyddoniaeth																
TA results Canlyniadau AA	-	0.5	0.3	-	0.2	0.1	2.1	11.9	28.6	33.5	17.9	4.9	-	100	1,320	56.2
Test/Task Prawf/Tasg	-	2.5	1.7	1.6	-	-	-	13.4	27.7	30.7	17.3	5.0	-	100	1,320	53.0

Conwy

Percentage of boys at each level/Canran y bechgyn ar bob lefel

	D	A	N	B	W	1	2	3	4	5	6	7	8+	Total Cyfanswm	Base/Sail	5+
English/Saesneg																
TA results Canlyniadau AA	0.2	1.0	-	-	0.8	0.2	1.1	8.1	25.8	32.9	21.5	8.3	0.3	100	630	63.0
Test/Task Prawf/Tasg	-	4.0	2.9	3.2	-	-	-	10.0	22.1	29.3	21.1	7.5	-	100	630	57.9
Welsh/Cymraeg																
TA results Canlyniadau AA	-	-	-	-	-	-	-	17.2	21.9	32.8	18.8	9.4	-	100	60	60.9
Test/Task Prawf/Tasg	-	4.7	1.6	-	-	-	-	14.1	14.1	35.9	20.3	9.4	-	100	60	65.6
Mathematics/Mathemateg																
TA results Canlyniadau AA	0.2	1.3	-	-	0.2	0.2	0.5	9.4	23.7	26.3	26.5	10.8	1.1	100	630	64.8
Test/Task Prawf/Tasg	-	4.3	0.8	0.5	-	-	-	8.7	21.6	25.9	25.6	12.7	-	100	630	64.1
Science/Gwyddoniaeth																
TA results Canlyniadau AA	0.2	1.1	0.2	-	0.3	0.2	0.2	11.7	27.3	30.6	20.9	6.5	1.0	100	630	59.0
Test/Task Prawf/Tasg	-	4.6	1.1	0.5	-	-	-	8.9	27.3	30.6	20.8	6.3	-	100	630	57.7

Percentage of girls at each level/Canran y merched ar bob lefel

	D	A	N	B	W	1	2	3	4	5	6	7	8+	Total Cyfanswm	Base/Sail	5+
English/Saesneg																
TA results Canlyniadau AA	-	1.2	-	-	0.3	0.2	0.7	4.0	16.5	30.6	31.1	13.3	2.2	100	600	77.2
Test/Task Prawf/Tasg	-	4.2	1.0	1.5	-	-	-	4.7	13.3	32.4	28.8	14.1	-	100	600	75.4
Welsh/Cymraeg																
TA results Canlyniadau AA	-	-	-	-	-	-	-	-	17.9	29.5	33.7	18.9	-	100	100	82.1
Test/Task Prawf/Tasg	-	1.1	-	-	-	-	-	-	16.8	41.1	21.1	20.0	-	100	100	82.1
Mathematics/Mathemateg																
TA results Canlyniadau AA	-	0.8	-	-	0.2	0.3	0.5	9.5	21.1	27.8	26.5	13.0	0.3	100	600	67.6
Test/Task Prawf/Tasg	-	5.0	1.2	0.7	-	-	-	7.5	21.1	27.8	24.1	12.6	-	100	600	64.6
Science/Gwyddoniaeth																
TA results Canlyniadau AA	-	0.5	-	-	-	0.5	0.8	11.1	25.6	32.9	21.0	6.3	1.2	100	600	61.4
Test/Task Prawf/Tasg	-	3.7	1.3	0.5	-	-	-	8.2	28.3	30.4	22.0	5.7	-	100	600	58.1

Percentage of boys and girls at each level/Canran y bechgyn a'r merched ar bob lefel

	D	A	N	B	W	1	2	3	4	5	6	7	8+	Total Cyfanswm	Base/Sail	5+
English/Saesneg																
TA results Canlyniadau AA	0.1	1.1	-	-	0.6	0.2	0.9	6.1	21.2	31.8	26.2	10.7	1.2	100	1,230	69.9
Test/Task Prawf/Tasg	-	4.1	2.0	2.4	-	-	-	7.4	17.8	30.8	24.9	10.7	-	100	1,230	66.4
Welsh/Cymraeg																
TA results Canlyniadau AA	-	-	-	-	-	-	-	6.9	19.5	30.8	27.7	15.1	-	100	160	73.6
Test/Task Prawf/Tasg	-	2.5	0.6	-	-	-	-	5.7	15.7	39.0	20.8	15.7	-	100	160	75.5
Mathematics/Mathemateg																
TA results Canlyniadau AA	0.1	1.1	-	-	0.2	0.2	0.5	9.4	22.4	27.1	26.5	11.9	0.7	100	1,230	66.1
Test/Task Prawf/Tasg	-	4.6	1.0	0.6	-	-	-	8.1	21.4	26.8	24.9	12.7	-	100	1,230	64.3
Science/Gwyddoniaeth																
TA results Canlyniadau AA	0.1	0.8	0.1	-	0.2	0.3	0.5	11.4	26.5	31.7	20.9	6.4	1.1	100	1,230	60.1
Test/Task Prawf/Tasg	-	4.1	1.2	0.5	-	-	-	8.5	27.8	30.5	21.3	6.0	-	100	1,230	57.9

Denbighshire / Sir Ddinbych

Percentage of boys at each level/Canran y bechgyn ar bob lefel

	D	A	N	B	W	1	2	3	4	5	6	7	8+	Total Cyfanswm	Base/Sail	5+
English/Saesneg																
TA results Canlyniadau AA	0.8	0.3	1.0	-	-	0.5	5.1	9.5	24.3	40.3	14.0	4.0	0.3	100	630	58.6
Test/Task Prawf/Tasg	0.2	2.7	3.8	4.0	-	-	-	11.9	25.6	33.3	14.6	4.0	-	100	630	51.9
Welsh/Cymraeg																
TA results Canlyniadau AA	-	-	-	-	-	1.1	1.1	9.6	17.0	45.7	18.1	7.4	-	100	90	71.3
Test/Task Prawf/Tasg	-	2.1	-	4.3	-	-	-	6.4	13.8	38.3	26.6	8.5	-	100	90	73.4
Mathematics/Mathemateg																
TA results Canlyniadau AA	0.2	0.2	1.1	-	0.6	0.5	1.9	10.1	23.7	25.6	21.0	15.2	-	100	630	61.8
Test/Task Prawf/Tasg	0.2	3.9	1.9	1.7	-	-	-	10.0	21.8	23.4	22.6	14.5	-	100	630	60.5
Science/Gwyddoniaeth																
TA results Canlyniadau AA	0.2	0.9	3.0	-	-	-	2.1	9.0	25.3	31.0	19.8	8.7	-	100	630	59.5
Test/Task Prawf/Tasg	0.2	4.7	2.7	0.9	-	-	-	7.6	31.2	30.4	16.3	6.0	-	100	630	52.7

Percentage of girls at each level/Canran y merched ar bob lefel

	D	A	N	B	W	1	2	3	4	5	6	7	8+	Total Cyfanswm	Base/Sail	5+
English/Saesneg																
TA results Canlyniadau AA	0.3	1.3	0.7	-	0.7	0.5	1.3	3.8	12.8	38.3	27.1	12.8	0.3	100	600	78.5
Test/Task Prawf/Tasg	-	3.0	0.8	2.2	-	-	-	4.8	15.0	36.8	24.3	13.1	-	100	600	74.2
Welsh/Cymraeg																
TA results Canlyniadau AA	-	-	-	-	-	-	1.0	3.9	7.8	32.4	44.1	10.8	-	100	100	87.3
Test/Task Prawf/Tasg	-	1.0	-	1.0	-	-	-	2.0	6.9	31.4	43.1	14.7	-	100	100	89.2
Mathematics/Mathemateg																
TA results Canlyniadau AA	-	0.7	0.8	-	0.8	0.7	0.8	6.9	19.3	30.1	25.3	14.5	-	100	610	69.9
Test/Task Prawf/Tasg	-	5.5	1.2	1.5	-	-	-	7.4	18.8	26.0	25.3	14.4	-	100	610	65.6
Science/Gwyddoniaeth																
TA results Canlyniadau AA	0.2	1.8	1.2	-	0.7	0.3	0.5	6.1	25.1	30.1	22.3	11.7	-	100	610	64.1
Test/Task Prawf/Tasg	-	4.5	1.0	1.2	-	-	-	7.1	27.1	33.1	20.5	5.6	-	100	610	59.2

Percentage of boys and girls at each level/Canran y bechgyn a'r merched ar bob lefel

	D	A	N	B	W	1	2	3	4	5	6	7	8+	Total Cyfanswm	Base/Sail	5+
English/Saesneg																
TA results Canlyniadau AA	0.6	0.8	0.8	-	0.3	0.5	3.2	6.7	18.7	39.3	20.4	8.3	0.3	100	1,230	68.3
Test/Task Prawf/Tasg	0.1	2.8	2.4	3.1	-	-	-	8.4	20.4	35.0	19.3	8.4	-	100	1,230	62.8
Welsh/Cymraeg																
TA results Canlyniadau AA	-	-	-	-	-	0.5	1.0	6.6	12.2	38.8	31.6	9.2	-	100	200	79.6
Test/Task Prawf/Tasg	-	1.5	-	2.6	-	-	-	4.1	10.2	34.7	35.2	11.7	-	100	200	81.6
Mathematics/Mathemateg																
TA results Canlyniadau AA	0.1	0.4	1.0	-	0.7	0.6	1.4	8.6	21.6	27.8	23.1	14.9	-	100	1,240	65.8
Test/Task Prawf/Tasg	0.1	4.7	1.5	1.6	-	-	-	8.7	20.4	24.6	23.9	14.5	-	100	1,240	63.0
Science/Gwyddoniaeth																
TA results Canlyniadau AA	0.2	1.4	2.1	-	0.3	0.2	1.3	7.6	25.2	30.6	21.0	10.2	-	100	1,240	61.8
Test/Task Prawf/Tasg	0.1	4.6	1.9	1.1	-	-	-	7.4	29.2	31.7	18.4	5.8	-	100	1,240	55.9

Flintshire / Sir y Fflint

Percentage of boys at each level/Canran y bechgyn ar bob lefel

	D	A	N	B	W	1	2	3	4	5	6	7	8+	Total Cyfanswm	Base/Sail	5+
English/Saesneg																
TA results Canlyniadau AA	0.7	0.2	0.5	-	0.5	1.2	2.6	9.5	29.5	34.3	16.9	4.0	0.1	100	970	55.3
Test/Task Prawf/Tasg	0.6	3.6	1.6	3.6	-	-	-	9.1	25.0	37.4	15.0	4.0	-	100	970	56.4
Welsh/Cymraeg																
TA results Canlyniadau AA	*	*	*	*	*	*	*	*	*	*	*	*	*	100	50	*
Test/Task Prawf/Tasg	*	*	*	*	*	*	*	*	*	*	*	*	*	100	50	*
Mathematics/Mathemateg																
TA results Canlyniadau AA	0.7	0.2	0.1	-	0.7	0.4	0.9	6.9	25.2	30.6	23.5	10.1	0.7	100	970	64.8
Test/Task Prawf/Tasg	0.6	4.2	1.4	1.1	-	-	-	8.3	21.4	26.3	25.4	11.1	-	100	970	62.9
Science/Gwyddoniaeth																
TA results Canlyniadau AA	0.7	0.1	0.4	-	0.5	0.3	1.4	11.1	27.7	29.5	19.9	8.2	-	100	970	57.7
Test/Task Prawf/Tasg	0.6	4.6	1.5	0.8	-	-	-	9.2	29.9	31.0	16.9	5.3	-	100	970	53.2

Percentage of girls at each level/Canran y merched ar bob lefel

	D	A	N	B	W	1	2	3	4	5	6	7	8+	Total Cyfanswm	Base/Sail	5+
English/Saesneg																
TA results Canlyniadau AA	-	0.3	0.4	-	0.4	0.8	1.3	3.8	19.1	37.2	25.7	10.3	0.6	100	900	73.7
Test/Task Prawf/Tasg	-	3.0	1.8	1.6	-	-	-	4.4	17.6	39.2	23.1	9.3	-	100	900	71.6
Welsh/Cymraeg																
TA results Canlyniadau AA	*	*	*	*	*	*	*	*	*	*	*	*	*	100	50	*
Test/Task Prawf/Tasg	*	*	*	*	*	*	*	*	*	*	*	*	*	100	50	*
Mathematics/Mathemateg																
TA results Canlyniadau AA	-	0.4	0.3	-	1.2	0.4	0.6	5.4	23.3	31.7	25.6	10.5	0.3	100	900	68.3
Test/Task Prawf/Tasg	-	5.1	1.7	0.9	-	-	-	9.1	20.0	27.7	25.6	9.9	-	100	900	63.3
Science/Gwyddoniaeth																
TA results Canlyniadau AA	-	0.2	0.3	-	0.4	0.3	0.9	13.1	26.7	28.7	20.4	8.9	-	100	900	58.0
Test/Task Prawf/Tasg	-	4.6	1.7	0.8	-	-	-	9.2	31.0	32.3	15.2	5.2	-	100	900	52.8

Percentage of boys and girls at each level/Canran y bechgyn a'r merched ar bob lefel

	D	A	N	B	W	1	2	3	4	5	6	7	8+	Total Cyfanswm	Base/Sail	5+
English/Saesneg																
TA results Canlyniadau AA	0.4	0.3	0.5	-	0.5	1.0	2.0	6.7	24.5	35.7	21.1	7.1	0.3	100	1,870	64.2
Test/Task Prawf/Tasg	0.3	3.3	1.7	2.6	-	-	-	6.9	21.4	38.2	18.9	6.6	-	100	1,870	63.7
Welsh/Cymraeg																
TA results Canlyniadau AA	*	*	*	*	*	*	*	*	*	*	*	*	*	*	100	*
Test/Task Prawf/Tasg	*	*	*	*	*	*	*	*	*	*	*	*	*	*	100	*
Mathematics/Mathemateg																
TA results Canlyniadau AA	0.4	0.3	0.2	-	1.0	0.4	0.7	6.2	24.3	31.1	24.5	10.3	0.5	100	1,870	66.5
Test/Task Prawf/Tasg	0.3	4.6	1.5	1.0	-	-	-	8.7	20.7	27.0	25.5	10.5	-	100	1,870	63.1
Science/Gwyddoniaeth																
TA results Canlyniadau AA	0.4	0.2	0.4	-	0.5	0.3	1.2	12.1	27.2	29.1	20.2	8.5	-	100	1,870	57.8
Test/Task Prawf/Tasg	0.3	4.6	1.6	0.8	-	-	-	9.2	30.4	31.7	16.1	5.3	-	100	1,870	53.0

Wrexham / Wrecsam

Percentage of boys at each level/Canran y bechgyn ar bob lefel

	D	A	N	B	W	1	2	3	4	5	6	7	8+	Total Cyfanswm	Base/Sail	5+
English/Saesneg																
TA results Canlyniadau AA	-	1.3	0.1	-	0.3	1.0	3.2	15.4	25.6	33.7	15.2	3.9	0.3	100	720	53.1
Test/Task Prawf/Tasg	0.1	6.2	4.5	2.2	-	-	-	11.0	22.8	35.1	13.8	4.2	-	100	720	53.1
Welsh/Cymraeg																
TA results Canlyniadau AA	*	*	*	*	*	*	*	*	*	*	*	*	*	100	50	*
Test/Task Prawf/Tasg	*	*	*	*	*	*	*	*	*	*	*	*	*	100	50	*
Mathematics/Mathemateg																
TA results Canlyniadau AA	-	0.3	-	-	0.3	0.4	2.2	13.6	23.8	21.5	26.6	11.0	0.3	100	720	59.4
Test/Task Prawf/Tasg	0.1	5.6	0.8	2.2	-	-	-	11.9	21.5	20.4	25.6	11.7	-	100	720	57.8
Science/Gwyddoniaeth																
TA results Canlyniadau AA	-	1.7	-	-	0.4	0.3	1.5	12.7	24.9	29.0	19.9	9.7	-	100	720	58.5
Test/Task Prawf/Tasg	0.1	6.4	0.7	2.0	-	-	-	7.4	30.1	29.1	19.2	5.0	-	100	720	53.3

Percentage of girls at each level/Canran y merched ar bob lefel

	D	A	N	B	W	1	2	3	4	5	6	7	8+	Total Cyfanswm	Base/Sail	5+
English/Saesneg																
TA results Canlyniadau AA	-	0.6	-	-	-	0.7	1.1	6.2	19.7	39.2	23.6	8.2	0.7	100	710	71.7
Test/Task Prawf/Tasg	-	4.1	0.7	1.4	-	-	-	6.8	18.2	38.6	22.0	8.2	-	100	710	68.8
Welsh/Cymraeg																
TA results Canlyniadau AA	*	*	*	*	*	*	*	*	*	*	*	*	*	100	60	*
Test/Task Prawf/Tasg	*	*	*	*	*	*	*	*	*	*	*	*	*	100	60	*
Mathematics/Mathemateg																
TA results Canlyniadau AA	-	-	-	-	-	0.7	1.0	12.3	22.5	28.0	24.6	10.7	0.3	100	710	63.6
Test/Task Prawf/Tasg	-	4.4	0.8	1.4	-	-	-	12.4	22.9	25.7	22.3	10.0	-	100	710	58.1
Science/Gwyddoniaeth																
TA results Canlyniadau AA	-	0.8	0.1	-	0.3	0.3	0.8	11.0	28.3	30.2	21.5	6.6	-	100	710	58.4
Test/Task Prawf/Tasg	-	5.1	0.6	1.4	-	-	-	11.3	27.6	32.1	18.0	4.1	-	100	710	54.1

Percentage of boys and girls at each level/Canran y bechgyn a'r merched ar bob lefel

	D	A	N	B	W	1	2	3	4	5	6	7	8+	Total Cyfanswm	Base/Sail	5+
English/Saesneg																
TA results Canlyniadau AA	-	0.9	0.1	-	0.1	0.8	2.2	10.8	22.7	36.4	19.4	6.0	0.5	100	1,420	62.4
Test/Task Prawf/Tasg	0.1	5.1	2.6	1.8	-	-	-	8.9	20.5	36.9	17.9	6.2	-	100	1,420	61.0
Welsh/Cymraeg																
TA results Canlyniadau AA	*	*	*	*	*	*	*	*	*	*	*	*	*	100	110	*
Test/Task Prawf/Tasg	*	*	*	*	*	*	*	*	*	*	*	*	*	100	110	*
Mathematics/Mathemateg																
TA results Canlyniadau AA	-	0.1	-	-	0.1	0.6	1.6	12.9	23.1	24.7	25.6	10.9	0.3	100	1,420	61.5
Test/Task Prawf/Tasg	0.1	5.0	0.8	1.8	-	-	-	12.2	22.2	23.0	24.0	10.9	-	100	1,420	57.9
Science/Gwyddoniaeth																
TA results Canlyniadau AA	-	1.3	0.1	-	0.4	0.3	1.2	11.9	26.6	29.6	20.7	8.1	-	100	1,430	58.4
Test/Task Prawf/Tasg	0.1	5.8	0.6	1.7	-	-	-	9.3	28.8	30.6	18.6	4.6	-	100	1,430	53.7

Powys																
Percentage of boys at each level/Canran y bechgyn ar bob lefel																
	D	A	N	B	W	1	2	3	4	5	6	7	8+	Total Cyfanswm	Base/Sail	5+
English/Saesneg																
TA results Canlyniadau AA	0.7	1.0	-	-	0.3	0.7	1.4	8.6	28.6	35.9	19.3	3.4	0.1	100	730	58.8
Test/Task Prawf/Tasg	1.2	2.1	1.2	1.8	-	-	-	8.9	23.0	35.1	21.9	4.8	-	100	730	61.8
Welsh/Cymraeg																
TA results Canlyniadau AA	-	-	-	-	-	-	-	1.8	18.2	36.4	27.3	16.4	-	100	60	80.0
Test/Task Prawf/Tasg	-	1.8	-	-	-	-	-	1.8	14.5	38.2	29.1	14.5	-	100	60	81.8
Mathematics/Mathemateg																
TA results Canlyniadau AA	0.7	0.7	0.3	-	-	0.4	0.5	7.5	18.2	29.5	27.1	15.1	-	100	730	71.6
Test/Task Prawf/Tasg	1.2	3.6	1.0	0.4	-	-	-	5.3	18.9	24.2	28.6	16.7	-	100	730	69.6
Science/Gwyddoniaeth																
TA results Canlyniadau AA	0.7	0.4	-	-	-	0.1	1.2	6.2	22.1	38.2	20.3	10.8	-	100	730	69.3
Test/Task Prawf/Tasg	1.2	4.0	0.3	0.4	-	-	-	5.3	21.9	37.9	21.8	7.1	-	100	730	66.8

Percentage of girls at each level/Canran y merched ar bob lefel																
	D	A	N	B	W	1	2	3	4	5	6	7	8+	Total Cyfanswm	Base/Sail	5+
English/Saesneg																
TA results Canlyniadau AA	0.4	0.6	0.3	-	-	-	0.6	4.8	16.5	35.4	29.1	11.6	0.7	100	710	76.8
Test/Task Prawf/Tasg	0.6	1.6	0.6	0.3	-	-	-	4.1	13.6	36.8	29.7	12.9	-	100	710	79.3
Welsh/Cymraeg																
TA results Canlyniadau AA	-	-	11.1	-	-	-	-	-	7.9	31.7	27.0	22.2	-	100	60	81.0
Test/Task Prawf/Tasg	-	-	-	-	-	-	-	1.6	6.3	41.3	25.4	25.4	-	100	60	92.1
Mathematics/Mathemateg																
TA results Canlyniadau AA	0.4	0.6	0.1	-	-	0.1	0.4	7.6	18.4	28.6	28.3	15.0	0.3	100	710	72.2
Test/Task Prawf/Tasg	0.6	2.3	1.4	0.3	-	-	-	6.9	18.8	26.5	28.9	14.3	-	100	710	69.7
Science/Gwyddoniaeth																
TA results Canlyniadau AA	0.4	0.4	0.1	-	-	-	0.6	5.8	21.5	38.2	23.7	9.2	-	100	710	71.1
Test/Task Prawf/Tasg	0.6	3.5	0.3	0.3	-	-	-	5.2	22.9	37.4	22.5	7.2	-	100	710	67.1

Percentage of boys and girls at each level/Canran y bechgyn a'r merched ar bob lefel																
	D	A	N	B	W	1	2	3	4	5	6	7	8+	Total Cyfanswm	Base/Sail	5+
English/Saesneg																
TA results Canlyniadau AA	0.6	0.8	0.1	-	0.1	0.3	1.0	6.8	22.7	35.6	24.1	7.4	0.4	100	1,440	67.6
Test/Task Prawf/Tasg	0.9	1.8	0.9	1.0	-	-	-	6.5	18.4	35.9	25.7	8.8	-	100	1,440	70.4
Welsh/Cymraeg																
TA results Canlyniadau AA	-	-	5.9	-	-	-	-	0.8	12.7	33.9	27.1	19.5	-	100	120	80.5
Test/Task Prawf/Tasg	-	0.8	-	-	-	-	-	1.7	10.2	39.8	27.1	20.3	-	100	120	87.3
Mathematics/Mathemateg																
TA results Canlyniadau AA	0.6	0.6	0.2	-	-	0.3	0.5	7.6	18.3	29.0	27.7	15.0	0.1	100	1,440	71.9
Test/Task Prawf/Tasg	0.9	2.9	1.2	0.3	-	-	-	6.1	18.9	25.3	28.8	15.5	-	100	1,440	69.6
Science/Gwyddoniaeth																
TA results Canlyniadau AA	0.6	0.4	0.1	-	-	0.1	0.9	6.0	21.8	38.2	21.9	10.0	-	100	1,440	70.2
Test/Task Prawf/Tasg	0.9	3.8	0.3	0.3	-	-	-	5.3	22.4	37.7	22.1	7.2	-	100	1,440	67.0

Ceredigion

Percentage of boys at each level/Canran y bechgyn ar bob lefel

	D	A	N	B	W	1	2	3	4	5	6	7	8+	Total Cyfanswm	Base/Sail	5+
English/Saesneg																
TA results Canlyniadau AA	-	0.5	0.5	-	0.2	0.5	4.0	10.4	27.9	32.4	17.7	5.2	0.7	100	420	56.0
Test/Task Prawf/Tasg	-	1.2	1.4	4.5	-	-	-	11.3	23.6	35.9	14.9	7.1	-	100	420	57.9
Welsh/Cymraeg																
TA results Canlyniadau AA	-	0.6	0.6	-	-	1.1	3.9	8.9	27.8	32.8	16.7	7.2	0.6	100	180	57.2
Test/Task Prawf/Tasg	-	1.1	0.6	5.6	-	-	-	6.7	28.9	32.2	17.2	7.8	-	100	180	57.2
Mathematics/Mathemateg																
TA results Canlyniadau AA	-	0.2	-	-	-	0.2	2.1	7.6	20.1	31.4	24.3	13.7	0.2	100	420	69.7
Test/Task Prawf/Tasg	0.2	0.9	1.7	0.7	-	-	-	7.8	21.7	28.6	23.9	14.4	-	100	420	66.9
Science/Gwyddoniaeth																
TA results Canlyniadau AA	-	0.5	0.5	-	-	0.2	1.9	8.7	20.3	35.5	24.1	8.3	-	100	420	67.8
Test/Task Prawf/Tasg	-	1.4	1.4	1.2	-	-	-	7.1	25.5	31.4	23.2	8.7	-	100	420	63.4

Percentage of girls at each level/Canran y merched ar bob lefel

	D	A	N	B	W	1	2	3	4	5	6	7	8+	Total Cyfanswm	Base/Sail	5+
English/Saesneg																
TA results Canlyniadau AA	-	-	-	-	-	-	0.2	3.7	18.6	31.5	29.1	16.1	0.7	100	410	77.5
Test/Task Prawf/Tasg	-	1.7	0.2	1.2	-	-	-	4.6	12.0	34.2	31.3	14.7	-	100	410	80.2
Welsh/Cymraeg																
TA results Canlyniadau AA	-	0.5	-	-	-	-	-	4.3	14.3	26.2	40.5	12.4	1.9	100	210	81.0
Test/Task Prawf/Tasg	-	1.4	-	-	-	-	-	4.3	13.3	24.8	39.0	17.1	-	100	210	81.0
Mathematics/Mathemateg																
TA results Canlyniadau AA	-	-	-	-	-	-	-	5.1	19.3	31.7	29.3	14.6	-	100	410	75.6
Test/Task Prawf/Tasg	-	2.0	0.2	-	-	-	-	7.1	20.5	29.3	28.0	12.9	-	100	410	70.2
Science/Gwyddoniaeth																
TA results Canlyniadau AA	-	0.2	0.5	-	-	-	0.2	8.3	19.0	37.3	25.4	9.0	-	100	410	71.7
Test/Task Prawf/Tasg	-	2.2	-	-	-	-	-	6.6	22.2	35.9	22.9	10.2	-	100	410	69.0

Percentage of boys and girls at each level/Canran y bechgyn a'r merched ar bob lefel

	D	A	N	B	W	1	2	3	4	5	6	7	8+	Total Cyfanswm	Base/Sail	5+
English/Saesneg																
TA results Canlyniadau AA	-	0.2	0.2	-	0.1	0.2	2.2	7.1	23.3	32.0	23.3	10.6	0.7	100	830	66.6
Test/Task Prawf/Tasg	-	1.4	0.8	2.9	-	-	-	8.1	17.9	35.1	23.0	10.8	-	100	830	68.9
Welsh/Cymraeg																
TA results Canlyniadau AA	-	0.5	0.3	-	-	0.5	1.8	6.4	20.5	29.2	29.5	10.0	1.3	100	390	70.0
Test/Task Prawf/Tasg	-	1.3	0.3	2.6	-	-	-	5.4	20.5	28.2	29.0	12.8	-	100	390	70.0
Mathematics/Mathemateg																
TA results Canlyniadau AA	-	0.1	-	-	-	0.1	1.1	6.4	19.7	31.6	26.8	14.2	0.1	100	830	72.6
Test/Task Prawf/Tasg	0.1	1.4	1.0	0.4	-	-	-	7.4	21.1	28.9	25.9	13.7	-	100	830	68.5
Science/Gwyddoniaeth																
TA results Canlyniadau AA	-	0.4	0.5	-	-	0.1	1.1	8.5	19.7	36.4	24.7	8.6	-	100	830	69.7
Test/Task Prawf/Tasg	-	1.8	0.7	0.6	-	-	-	6.8	23.9	33.6	23.0	9.5	-	100	830	66.1

Pembrokeshire / Sir Benfro

Percentage of boys at each level/Canran y bechgyn ar bob lefel

	D	A	N	B	W	1	2	3	4	5	6	7	8+	Total Cyfanswm	Base/Sail	5+
English/Saesneg																
TA results Canlyniadau AA	0.6	0.4	0.1	-	0.3	0.3	2.2	12.1	22.3	32.2	21.4	7.5	0.3	100	670	61.5
Test/Task Prawf/Tasg	0.4	2.4	3.9	1.0	-	-	-	9.9	22.0	31.5	21.9	6.9	-	100	670	60.3
Welsh/Cymraeg																
TA results Canlyniadau AA	-	-	-	-	-	-	-	8.6	24.1	27.6	36.2	3.4	-	100	60	67.2
Test/Task Prawf/Tasg	-	1.7	-	-	-	-	-	6.9	25.9	31.0	31.0	3.4	-	100	60	65.5
Mathematics/Mathemateg																
TA results Canlyniadau AA	0.3	0.6	0.4	-	0.1	-	0.9	11.1	19.8	26.9	25.6	13.2	1.0	100	670	66.8
Test/Task Prawf/Tasg	0.3	3.4	1.2	0.1	-	-	-	10.8	19.2	24.1	25.7	15.1	-	100	670	65.0
Science/Gwyddoniaeth																
TA results Canlyniadau AA	0.3	0.9	0.1	-	0.1	-	0.3	8.5	19.3	29.8	29.2	11.2	0.1	100	670	70.4
Test/Task Prawf/Tasg	0.1	4.3	1.5	0.1	-	-	-	7.6	21.9	33.2	23.2	7.9	-	100	670	64.4

Percentage of girls at each level/Canran y merched ar bob lefel

	D	A	N	B	W	1	2	3	4	5	6	7	8+	Total Cyfanswm	Base/Sail	5+
English/Saesneg																
TA results Canlyniadau AA	0.9	1.6	0.1	-	-	0.1	1.0	5.8	17.5	30.7	28.4	13.3	0.4	100	670	72.8
Test/Task Prawf/Tasg	0.9	4.0	1.9	0.4	-	-	-	4.8	13.7	36.9	23.4	13.9	-	100	670	74.2
Welsh/Cymraeg																
TA results Canlyniadau AA	-	-	-	-	-	-	-	1.4	15.5	19.7	38.0	25.4	-	100	70	83.1
Test/Task Prawf/Tasg	-	1.4	-	-	-	-	-	1.4	15.5	18.3	39.4	23.9	-	100	70	81.7
Mathematics/Mathemateg																
TA results Canlyniadau AA	0.4	1.5	0.1	-	-	-	2.1	9.7	21.8	28.4	25.8	9.6	0.6	100	670	64.3
Test/Task Prawf/Tasg	0.3	6.3	3.1	0.1	-	-	-	9.7	18.8	26.9	23.9	10.9	-	100	670	61.6
Science/Gwyddoniaeth																
TA results Canlyniadau AA	0.4	1.5	0.4	-	-	-	0.9	8.9	25.8	28.2	24.3	9.5	-	100	670	62.0
Test/Task Prawf/Tasg	0.4	5.7	2.1	-	-	-	-	7.9	29.2	28.0	20.4	6.3	-	100	670	54.7

Percentage of boys and girls at each level/Canran y bechgyn a'r merched ar bob lefel

	D	A	N	B	W	1	2	3	4	5	6	7	8+	Total Cyfanswm	Base/Sail	5+
English/Saesneg																
TA results Canlyniadau AA	0.7	1.0	0.1	-	0.1	0.2	1.6	9.0	19.9	31.5	24.9	10.4	0.4	100	1,340	67.2
Test/Task Prawf/Tasg	0.7	3.2	2.9	0.7	-	-	-	7.3	17.9	34.2	22.7	10.4	-	100	1,340	67.2
Welsh/Cymraeg																
TA results Canlyniadau AA	-	-	-	-	-	-	-	4.7	19.4	23.3	37.2	15.5	-	100	130	76.0
Test/Task Prawf/Tasg	-	1.6	-	-	-	-	-	3.9	20.2	24.0	35.7	14.7	-	100	130	74.4
Mathematics/Mathemateg																
TA results Canlyniadau AA	0.4	1.0	0.3	-	0.1	-	1.5	10.4	20.8	27.7	25.7	11.4	0.8	100	1,340	65.5
Test/Task Prawf/Tasg	0.3	4.9	2.2	0.1	-	-	-	10.2	19.0	25.5	24.8	13.0	-	100	1,340	63.3
Science/Gwyddoniaeth																
TA results Canlyniadau AA	0.4	1.2	0.3	-	0.1	-	0.6	8.7	22.6	29.0	26.7	10.4	0.1	100	1,340	66.2
Test/Task Prawf/Tasg	0.3	5.0	1.8	0.1	-	-	-	7.8	25.5	30.6	21.8	7.1	-	100	1,340	59.5

Carmarthenshire / Sir Gaerfyrddin

Percentage of boys at each level/Canran y bechgyn ar bob lefel

	D	A	N	B	W	1	2	3	4	5	6	7	8+	Total Cyfanswm	Base/Sail	5+
English/Saesneg																
TA results Canlyniadau AA	0.2	0.5	0.9	-	0.1	0.3	5.5	13.7	25.1	31.6	16.4	5.6	0.1	100	1,130	53.8
Test/Task Prawf/Tasg	1.0	2.9	2.8	5.2	-	-	-	10.0	23.0	32.3	16.7	6.0	-	100	1,130	54.9
Welsh/Cymraeg																
TA results Canlyniadau AA	-	1.0	-	-	0.7	-	1.7	12.9	24.4	28.1	23.1	7.9	0.3	100	300	59.4
Test/Task Prawf/Tasg	-	1.7	1.3	1.7	-	-	-	9.9	24.1	31.7	22.8	6.9	-	100	300	61.4
Mathematics/Mathemateg																
TA results Canlyniadau AA	0.3	0.5	0.4	-	0.1	0.3	1.3	14.0	20.8	26.9	23.4	11.8	0.2	100	1,130	62.3
Test/Task Prawf/Tasg	0.3	4.0	1.8	1.2	-	-	-	9.8	19.2	25.9	24.4	13.5	-	100	1,130	63.9
Science/Gwyddoniaeth																
TA results Canlyniadau AA	0.3	0.3	0.3	-	0.1	-	1.2	10.6	25.2	30.2	22.2	9.4	0.2	100	1,130	62.0
Test/Task Prawf/Tasg	0.3	3.9	1.3	0.9	-	-	-	10.1	23.4	30.8	20.6	8.6	-	100	1,130	60.1

Percentage of girls at each level/Canran y merched ar bob lefel

	D	A	N	B	W	1	2	3	4	5	6	7	8+	Total Cyfanswm	Base/Sail	5+
English/Saesneg																
TA results Canlyniadau AA	-	0.5	0.2	-	-	0.1	1.4	7.4	16.8	33.4	27.9	11.5	0.9	100	1,050	73.6
Test/Task Prawf/Tasg	0.3	2.3	1.2	1.1	-	-	-	5.4	16.0	37.9	24.7	11.0	-	100	1,050	73.6
Welsh/Cymraeg																
TA results Canlyniadau AA	-	-	0.3	-	-	-	-	3.1	13.0	32.0	30.7	19.9	0.9	100	320	83.5
Test/Task Prawf/Tasg	-	0.6	-	0.3	-	-	-	2.2	13.4	33.5	33.5	16.5	-	100	320	83.5
Mathematics/Mathemateg																
TA results Canlyniadau AA	-	0.7	0.1	-	-	0.2	0.8	11.2	21.1	31.0	22.9	11.5	0.6	100	1,050	66.0
Test/Task Prawf/Tasg	-	3.3	1.2	0.3	-	-	-	9.4	21.3	29.1	23.7	11.7	-	100	1,050	64.5
Science/Gwyddoniaeth																
TA results Canlyniadau AA	-	0.8	0.1	-	-	-	0.7	8.6	25.2	33.7	22.1	8.9	-	100	1,050	64.7
Test/Task Prawf/Tasg	-	3.8	1.2	-	-	-	-	7.9	26.8	32.3	20.1	7.8	-	100	1,050	60.2

Percentage of boys and girls at each level/Canran y bechgyn a'r merched ar bob lefel

	D	A	N	B	W	1	2	3	4	5	6	7	8+	Total Cyfanswm	Base/Sail	5+
English/Saesneg																
TA results Canlyniadau AA	0.1	0.5	0.6	-	-	0.2	3.5	10.6	21.1	32.5	22.0	8.4	0.5	100	2,170	63.4
Test/Task Prawf/Tasg	0.6	2.6	2.1	3.3	-	-	-	7.8	19.6	35.0	20.6	8.4	-	100	2,170	64.0
Welsh/Cymraeg																
TA results Canlyniadau AA	-	0.5	0.2	-	0.3	-	0.8	7.8	18.6	30.1	27.0	14.1	0.6	100	630	71.8
Test/Task Prawf/Tasg	-	1.1	0.6	1.0	-	-	-	5.9	18.6	32.6	28.3	11.8	-	100	630	72.8
Mathematics/Mathemateg																
TA results Canlyniadau AA	0.1	0.6	0.2	-	-	0.2	1.1	12.6	20.9	28.9	23.2	11.7	0.4	100	2,170	64.1
Test/Task Prawf/Tasg	0.1	3.7	1.5	0.7	-	-	-	9.6	20.2	27.5	24.1	12.6	-	100	2,170	64.2
Science/Gwyddoniaeth																
TA results Canlyniadau AA	0.1	0.5	0.2	-	-	-	1.0	9.6	25.2	31.9	22.2	9.2	0.1	100	2,170	63.3
Test/Task Prawf/Tasg	0.1	3.9	1.3	0.5	-	-	-	9.1	25.0	31.5	20.4	8.2	-	100	2,170	60.1

Swansea / Abertawe

Percentage of boys at each level/Canran y bechgyn ar bob lefel																
	D	A	N	B	W	1	2	3	4	5	6	7	8+	Total Cyfanswm	Base/Sail	5+
English/Saesneg																
TA results Canlyniadau AA	0.2	0.9	1.3	-	0.1	0.8	5.3	12.0	24.2	31.6	17.3	6.2	0.1	100	1,450	55.2
Test/Task Prawf/Tasg	0.3	4.1	3.6	4.8	-	-	-	10.6	19.4	32.3	19.2	5.7	-	100	1,450	57.2
Welsh/Cymraeg																
TA results Canlyniadau AA	*	*	*	*	*	*	*	*	*	*	*	*	*	100	80	*
Test/Task Prawf/Tasg	*	*	*	*	*	*	*	*	*	*	*	*	*	100	80	*
Mathematics/Mathemateg																
TA results Canlyniadau AA	0.3	1.1	0.2	-	0.3	0.1	1.0	12.2	21.9	25.0	25.0	11.4	1.5	100	1,450	62.8
Test/Task Prawf/Tasg	0.4	6.1	1.7	0.6	-	-	-	10.2	19.3	23.9	24.9	12.9	-	100	1,450	61.7
Science/Gwyddoniaeth																
TA results Canlyniadau AA	0.3	0.7	0.1	-	-	0.1	1.4	11.6	27.9	29.3	20.8	7.7	-	100	1,450	57.9
Test/Task Prawf/Tasg	0.4	6.1	2.0	0.4	-	-	-	9.9	25.9	29.7	18.5	7.0	-	100	1,450	55.2

Percentage of girls at each level/Canran y merched ar bob lefel																
	D	A	N	B	W	1	2	3	4	5	6	7	8+	Total Cyfanswm	Base/Sail	5+
English/Saesneg																
TA results Canlyniadau AA	0.1	0.9	1.5	-	0.3	0.3	2.1	6.6	17.7	34.5	22.6	12.3	1.1	100	1,450	70.4
Test/Task Prawf/Tasg	0.1	4.5	2.1	1.5	-	-	-	6.2	16.9	32.2	25.9	10.7	-	100	1,450	68.8
Welsh/Cymraeg																
TA results Canlyniadau AA	*	*	*	*	*	*	*	*	*	*	*	*	*	100	80	*
Test/Task Prawf/Tasg	*	*	*	*	*	*	*	*	*	*	*	*	*	100	80	*
Mathematics/Mathemateg																
TA results Canlyniadau AA	-	0.4	0.3	-	0.1	0.3	1.2	10.9	24.0	27.4	23.5	11.2	0.8	100	1,450	62.9
Test/Task Prawf/Tasg	-	5.2	1.2	0.7	-	-	-	10.8	23.0	25.6	22.9	10.7	-	100	1,450	59.2
Science/Gwyddoniaeth																
TA results Canlyniadau AA	-	1.0	0.2	-	0.1	0.4	1.3	12.0	26.8	28.7	21.2	8.3	-	100	1,450	58.1
Test/Task Prawf/Tasg	-	5.3	1.2	0.6	-	-	-	11.2	28.7	27.3	19.1	6.5	-	100	1,450	52.9

Percentage of boys and girls at each level/Canran y bechgyn a'r merched ar bob lefel																
	D	A	N	B	W	1	2	3	4	5	6	7	8+	Total Cyfanswm	Base/Sail	5+
English/Saesneg																
TA results Canlyniadau AA	0.1	0.9	1.4	-	0.2	0.6	3.7	9.3	21.0	33.0	19.9	9.2	0.6	100	2,890	62.8
Test/Task Prawf/Tasg	0.2	4.3	2.8	3.2	-	-	-	8.4	18.1	32.3	22.6	8.2	-	100	2,890	63.0
Welsh/Cymraeg																
TA results Canlyniadau AA	*	*	*	*	*	*	*	*	*	*	*	*	*	100	160	*
Test/Task Prawf/Tasg	*	*	*	*	*	*	*	*	*	*	*	*	*	100	160	*
Mathematics/Mathemateg																
TA results Canlyniadau AA	0.2	0.8	0.2	-	0.2	0.2	1.1	11.5	22.9	26.2	24.3	11.3	1.1	100	2,890	62.9
Test/Task Prawf/Tasg	0.2	5.6	1.5	0.6	-	-	-	10.5	21.1	24.7	23.9	11.8	-	100	2,890	60.5
Science/Gwyddoniaeth																
TA results Canlyniadau AA	0.1	0.9	0.1	-	0.1	0.3	1.4	11.8	27.3	29.0	21.0	8.0	-	100	2,890	58.0
Test/Task Prawf/Tasg	0.2	5.7	1.6	0.5	-	-	-	10.6	27.3	28.5	18.8	6.7	-	100	2,890	54.1

Neath Port Talbot / Castell-nedd Port Talbot

Percentage of boys at each level/Canran y bechgyn ar bob lefel

	D	A	N	B	W	1	2	3	4	5	6	7	8+	Total Cyfanswm	Base/Sail	5+
English/Saesneg																
TA results Canlyniadau AA	-	0.3	0.4	-	0.2	1.4	5.0	12.9	24.9	32.8	15.7	6.0	0.3	100	920	54.8
Test/Task Prawf/Tasg	0.1	3.5	3.6	4.9	-	-	-	12.6	22.5	30.8	16.8	5.2	-	100	920	52.8
Welsh/Cymraeg																
TA results Canlyniadau AA	*	*	*	*	*	*	*	*	*	*	*	*	*	100	80	*
Test/Task Prawf/Tasg	*	*	*	*	*	*	*	*	*	*	*	*	*	100	80	*
Mathematics/Mathemateg																
TA results Canlyniadau AA	-	0.5	0.1	-	-	0.8	2.3	12.5	24.4	25.6	22.5	11.3	-	100	920	59.4
Test/Task Prawf/Tasg	-	4.5	2.3	1.2	-	-	-	10.9	23.4	22.1	23.0	12.7	-	100	920	57.8
Science/Gwyddoniaeth																
TA results Canlyniadau AA	-	0.4	0.3	-	0.7	0.8	1.8	14.6	24.4	30.5	20.2	6.3	-	100	920	57.0
Test/Task Prawf/Tasg	-	6.0	2.3	1.2	-	-	-	11.4	27.5	29.5	17.6	4.5	-	100	920	51.6

Percentage of girls at each level/Canran y merched ar bob lefel

	D	A	N	B	W	1	2	3	4	5	6	7	8+	Total Cyfanswm	Base/Sail	5+
English/Saesneg																
TA results Canlyniadau AA	-	0.6	0.6	-	0.1	0.5	2.7	6.0	19.2	37.9	21.9	9.7	0.8	100	850	70.3
Test/Task Prawf/Tasg	0.1	4.0	2.0	2.2	-	-	-	6.4	18.5	35.5	21.8	9.4	-	100	850	66.7
Welsh/Cymraeg																
TA results Canlyniadau AA	*	*	*	*	*	*	*	*	*	*	*	*	*	100	80	*
Test/Task Prawf/Tasg	*	*	*	*	*	*	*	*	*	*	*	*	*	100	80	*
Mathematics/Mathemateg																
TA results Canlyniadau AA	-	0.4	0.7	-	-	0.5	1.6	11.1	27.0	29.0	21.7	8.1	-	100	850	58.8
Test/Task Prawf/Tasg	-	4.8	2.6	0.4	-	-	-	11.2	25.6	27.6	19.6	8.4	-	100	850	55.5
Science/Gwyddoniaeth																
TA results Canlyniadau AA	-	0.4	0.6	-	0.1	0.4	2.5	9.9	29.1	34.9	16.2	6.0	-	100	850	57.1
Test/Task Prawf/Tasg	-	5.1	2.2	0.4	-	-	-	11.0	35.3	28.4	14.4	3.3	-	100	850	46.1

Percentage of boys and girls at each level/Canran y bechgyn a'r merched ar bob lefel

	D	A	N	B	W	1	2	3	4	5	6	7	8+	Total Cyfanswm	Base/Sail	5+
English/Saesneg																
TA results Canlyniadau AA	-	0.5	0.5	-	0.2	1.0	3.9	9.6	22.2	35.2	18.7	7.7	0.6	100	1,770	62.2
Test/Task Prawf/Tasg	0.1	3.7	2.8	3.6	-	-	-	9.6	20.6	33.0	19.2	7.2	-	100	1,770	59.5
Welsh/Cymraeg																
TA results Canlyniadau AA	*	*	*	*	*	*	*	*	*	*	*	*	*	100	160	*
Test/Task Prawf/Tasg	*	*	*	*	*	*	*	*	*	*	*	*	*	100	160	*
Mathematics/Mathemateg																
TA results Canlyniadau AA	-	0.5	0.4	-	-	0.6	2.0	11.8	25.6	27.2	22.1	9.8	-	100	1,770	59.1
Test/Task Prawf/Tasg	-	4.6	2.4	0.8	-	-	-	11.0	24.4	24.7	21.3	10.6	-	100	1,770	56.7
Science/Gwyddoniaeth																
TA results Canlyniadau AA	-	0.4	0.5	-	0.4	0.6	2.2	12.3	26.7	32.6	18.3	6.2	-	100	1,770	57.0
Test/Task Prawf/Tasg	-	5.5	2.3	0.8	-	-	-	11.2	31.2	29.0	16.1	3.9	-	100	1,770	49.0

Bridgend / Pen-y-bont ar Ogwr

Percentage of boys at each level/Canran y bechgyn ar bob lefel

	D	A	N	B	W	1	2	3	4	5	6	7	8+	Total Cyfanswm	Base/Sail	5+
English/Saesneg																
TA results Canlyniadau AA	-	2.8	0.2	-	0.9	1.5	4.8	12.2	23.3	28.4	19.3	5.9	0.6	100	850	54.2
Test/Task Prawf/Tasg	0.1	3.2	2.9	7.5	-	-	-	14.4	21.3	30.0	16.5	4.0	-	100	850	50.5
Welsh/Cymraeg																
TA results Canlyniadau AA	*	*	*	*	*	*	*	*	*	*	*	*	*	*	*	*
Test/Task Prawf/Tasg	*	*	*	*	*	*	*	*	*	*	*	*	*	*	*	*
Mathematics/Mathemateg																
TA results Canlyniadau AA	-	2.1	0.1	-	0.7	0.9	3.9	10.6	22.2	21.6	26.1	11.0	0.8	100	850	59.6
Test/Task Prawf/Tasg	0.1	4.3	1.9	3.2	-	-	-	11.8	18.3	23.0	23.9	13.5	-	100	850	60.4
Science/Gwyddoniaeth																
TA results Canlyniadau AA	-	1.5	0.2	-	0.7	0.8	2.1	11.6	26.2	27.5	21.4	7.6	0.2	100	850	56.8
Test/Task Prawf/Tasg	0.1	4.1	3.2	2.8	-	-	-	9.5	24.6	26.8	21.9	7.0	-	100	850	55.7

Percentage of girls at each level/Canran y merched ar bob lefel

	D	A	N	B	W	1	2	3	4	5	6	7	8+	Total Cyfanswm	Base/Sail	5+
English/Saesneg																
TA results Canlyniadau AA	-	1.4	-	-	0.1	0.3	1.8	5.6	16.3	29.8	28.2	14.9	1.6	100	790	74.6
Test/Task Prawf/Tasg	-	2.8	1.0	2.4	-	-	-	5.1	14.5	34.0	27.1	13.1	-	100	790	74.2
Welsh/Cymraeg																
TA results Canlyniadau AA	*	*	*	*	*	*	*	*	*	*	*	*	*	*	*	*
Test/Task Prawf/Tasg	*	*	*	*	*	*	*	*	*	*	*	*	*	*	*	*
Mathematics/Mathemateg																
TA results Canlyniadau AA	-	0.9	0.1	-	0.1	0.1	1.9	8.1	22.8	25.4	22.8	17.1	0.8	100	790	66.0
Test/Task Prawf/Tasg	-	5.1	1.5	0.9	-	-	-	7.8	20.0	24.4	23.6	16.7	-	100	790	64.7
Science/Gwyddoniaeth																
TA results Canlyniadau AA	-	1.1	-	-	-	0.3	1.3	8.3	23.9	32.2	24.4	8.0	0.5	100	790	65.1
Test/Task Prawf/Tasg	-	3.8	1.9	0.8	-	-	-	8.0	25.7	29.2	23.3	7.5	-	100	790	59.9

Percentage of boys and girls at each level/Canran y bechgyn a'r merched ar bob lefel

	D	A	N	B	W	1	2	3	4	5	6	7	8+	Total Cyfanswm	Base/Sail	5+
English/Saesneg																
TA results Canlyniadau AA	-	2.1	0.1	-	0.5	0.9	3.3	9.0	20.0	29.1	23.6	10.2	1.1	100	1,640	64.0
Test/Task Prawf/Tasg	0.1	3.0	2.0	5.0	-	-	-	9.9	18.1	31.9	21.6	8.4	-	100	1,640	61.9
Welsh/Cymraeg																
TA results Canlyniadau AA	*	*	*	*	*	*	*	*	*	*	*	*	*	*	*	*
Test/Task Prawf/Tasg	*	*	*	*	*	*	*	*	*	*	*	*	*	*	*	*
Mathematics/Mathemateg																
TA results Canlyniadau AA	-	1.5	0.1	-	0.4	0.5	2.9	9.4	22.4	23.4	24.5	13.9	0.8	100	1,640	62.7
Test/Task Prawf/Tasg	0.1	4.7	1.7	2.1	-	-	-	9.9	19.1	23.7	23.8	15.0	-	100	1,640	62.5
Science/Gwyddoniaeth																
TA results Canlyniadau AA	-	1.3	0.1	-	0.4	0.5	1.7	10.0	25.1	29.8	22.9	7.8	0.4	100	1,650	60.8
Test/Task Prawf/Tasg	0.1	4.0	2.6	1.8	-	-	-	8.8	25.1	28.0	22.6	7.2	-	100	1,650	57.8

The Vale of Glamorgan / Bro Morgannwg

Percentage of boys at each level/Canran y bechgyn ar bob lefel

	D	A	N	B	W	1	2	3	4	5	6	7	8+	Total Cyfanswm	Base/Sail	5+
English/Saesneg																
TA results Canlyniadau AA	0.1	0.6	0.6	-	0.6	1.0	1.1	11.8	22.7	38.0	17.9	5.3	0.1	100	790	61.3
Test/Task Prawf/Tasg	0.1	3.7	4.0	1.1	-	-	-	7.9	19.5	35.0	21.4	7.2	-	100	790	63.6
Welsh/Cymraeg																
TA results Canlyniadau AA	*	*	*	*	*	*	*	*	*	*	*	*	*	*	*	*
Test/Task Prawf/Tasg	*	*	*	*	*	*	*	*	*	*	*	*	*	*	*	*
Mathematics/Mathemateg																
TA results Canlyniadau AA	0.1	0.4	0.4	-	0.5	0.4	0.4	10.0	18.6	23.9	26.3	17.3	1.9	100	790	69.3
Test/Task Prawf/Tasg	0.1	4.0	0.8	1.1	-	-	-	8.1	17.8	22.3	27.7	18.1	-	100	790	68.1
Science/Gwyddoniaeth																
TA results Canlyniadau AA	0.1	0.8	-	-	0.4	0.5	1.8	8.6	20.8	32.8	20.4	13.4	0.5	100	790	67.1
Test/Task Prawf/Tasg	0.1	4.3	1.8	1.1	-	-	-	6.6	19.9	31.8	21.1	13.4	-	100	790	66.2

Percentage of girls at each level/Canran y merched ar bob lefel

	D	A	N	B	W	1	2	3	4	5	6	7	8+	Total Cyfanswm	Base/Sail	5+
English/Saesneg																
TA results Canlyniadau AA	-	0.6	0.4	-	0.3	0.1	1.5	4.9	19.0	32.9	25.3	13.6	1.3	100	680	73.2
Test/Task Prawf/Tasg	-	3.0	2.1	0.4	-	-	-	4.6	13.9	33.0	28.3	14.7	-	100	680	76.0
Welsh/Cymraeg																
TA results Canlyniadau AA	*	*	*	*	*	*	*	*	*	*	*	*	*	*	*	*
Test/Task Prawf/Tasg	*	*	*	*	*	*	*	*	*	*	*	*	*	*	*	*
Mathematics/Mathemateg																
TA results Canlyniadau AA	-	0.4	-	-	0.3	0.4	1.8	10.4	17.5	25.7	25.7	15.9	1.9	100	670	69.1
Test/Task Prawf/Tasg	-	3.4	1.3	0.4	-	-	-	8.2	20.2	25.1	24.0	17.4	-	100	670	66.5
Science/Gwyddoniaeth																
TA results Canlyniadau AA	-	0.3	-	-	0.1	0.1	2.2	5.3	20.8	34.3	22.6	13.6	0.6	100	670	71.1
Test/Task Prawf/Tasg	-	3.4	0.6	0.9	-	-	-	6.5	26.1	29.7	21.8	11.0	-	100	670	62.5

Percentage of boys and girls at each level/Canran y bechgyn a'r merched ar bob lefel

	D	A	N	B	W	1	2	3	4	5	6	7	8+	Total Cyfanswm	Base/Sail	5+
English/Saesneg																
TA results Canlyniadau AA	0.1	0.6	0.5	-	0.5	0.6	1.3	8.6	21.0	35.7	21.3	9.1	0.7	100	1,470	66.8
Test/Task Prawf/Tasg	0.1	3.3	3.1	0.8	-	-	-	6.4	17.0	34.1	24.6	10.6	-	100	1,470	69.3
Welsh/Cymraeg																
TA results Canlyniadau AA	*	*	*	*	*	*	*	*	*	*	*	*	*	*	*	*
Test/Task Prawf/Tasg	*	*	*	*	*	*	*	*	*	*	*	*	*	*	*	*
Mathematics/Mathemateg																
TA results Canlyniadau AA	0.1	0.4	0.2	-	0.4	0.4	1.0	10.2	18.1	24.7	26.0	16.6	1.9	100	1,470	69.2
Test/Task Prawf/Tasg	0.1	3.8	1.0	0.8	-	-	-	8.1	18.9	23.6	26.0	17.7	-	100	1,470	67.3
Science/Gwyddoniaeth																
TA results Canlyniadau AA	0.1	0.5	-	-	0.3	0.3	2.0	7.1	20.8	33.5	21.4	13.5	0.5	100	1,470	68.9
Test/Task Prawf/Tasg	0.1	3.9	1.2	1.0	-	-	-	6.5	22.8	30.8	21.4	12.3	-	100	1,470	64.5

Rhondda, Cynon, Taff / Rhondda, Cynon, Taf

Percentage of boys at each level/Canran y bechgyn ar bob lefel

	D	A	N	B	W	1	2	3	4	5	6	7	8+	Total Cyfanswm	Base/Sail	5+
English/Saesneg																
TA results Canlyniadau AA	0.2	0.7	0.4	-	0.7	1.2	4.9	13.7	28.5	30.8	13.9	4.7	0.3	100	1,650	49.7
Test/Task Prawf/Tasg	0.2	3.9	3.4	3.8	-	-	-	12.9	26.3	29.9	13.8	5.8	-	100	1,650	49.5
Welsh/Cymraeg																
TA results Canlyniadau AA	0.7	-	-	-	-	-	-	12.8	22.0	34.1	23.4	6.6	0.4	100	270	64.5
Test/Task Prawf/Tasg	-	1.1	1.1	0.7	-	-	-	11.0	25.3	32.6	20.9	7.3	-	100	270	60.8
Mathematics/Mathemateg																
TA results Canlyniadau AA	0.4	0.6	0.4	-	0.4	0.1	1.9	13.0	25.5	25.5	21.4	10.8	-	100	1,650	57.6
Test/Task Prawf/Tasg	0.2	2.7	1.9	1.5	-	-	-	12.5	24.2	24.2	21.6	11.0	-	100	1,650	56.9
Science/Gwyddoniaeth																
TA results Canlyniadau AA	0.3	0.6	0.1	-	0.5	0.1	2.5	12.7	27.1	31.1	18.9	5.9	0.1	100	1,650	56.1
Test/Task Prawf/Tasg	0.2	3.3	2.4	1.2	-	-	-	13.4	29.4	28.9	16.6	4.6	-	100	1,650	50.1

Percentage of girls at each level/Canran y merched ar bob lefel

	D	A	N	B	W	1	2	3	4	5	6	7	8+	Total Cyfanswm	Base/Sail	5+
English/Saesneg																
TA results Canlyniadau AA	0.2	0.6	0.3	-	0.3	0.1	1.9	7.3	21.1	33.6	23.6	10.2	0.8	100	1,680	68.3
Test/Task Prawf/Tasg	0.2	4.0	1.8	0.9	-	-	-	6.9	19.8	33.3	23.9	9.3	-	100	1,680	66.5
Welsh/Cymraeg																
TA results Canlyniadau AA	0.6	0.6	-	-	-	-	-	6.1	18.8	32.7	28.5	12.0	0.6	100	310	73.8
Test/Task Prawf/Tasg	-	2.3	-	0.6	-	-	-	4.5	21.0	30.7	27.8	12.9	-	100	310	71.5
Mathematics/Mathemateg																
TA results Canlyniadau AA	0.4	0.5	0.4	-	0.1	0.1	1.1	11.7	24.6	28.7	23.8	8.3	0.5	100	1,680	61.3
Test/Task Prawf/Tasg	0.2	4.0	2.6	0.7	-	-	-	11.1	21.8	28.7	22.1	8.8	-	100	1,680	59.7
Science/Gwyddoniaeth																
TA results Canlyniadau AA	0.2	0.7	0.2	-	0.1	0.1	1.2	11.1	26.2	33.8	19.4	6.9	-	100	1,680	60.2
Test/Task Prawf/Tasg	0.2	4.5	2.4	0.4	-	-	-	12.1	29.8	30.5	15.2	5.1	-	100	1,680	50.8

Percentage of boys and girls at each level/Canran y bechgyn a'r merched ar bob lefel

	D	A	N	B	W	1	2	3	4	5	6	7	8+	Total Cyfanswm	Base/Sail	5+
English/Saesneg																
TA results Canlyniadau AA	0.2	0.6	0.3	-	0.5	0.6	3.4	10.5	24.8	32.2	18.8	7.5	0.6	100	3,330	59.1
Test/Task Prawf/Tasg	0.2	3.9	2.6	2.3	-	-	-	9.9	23.0	31.6	18.9	7.6	-	100	3,330	58.1
Welsh/Cymraeg																
TA results Canlyniadau AA	0.7	0.3	-	-	-	-	-	9.3	20.3	33.3	26.1	9.5	0.5	100	580	69.4
Test/Task Prawf/Tasg	-	1.7	0.5	0.7	-	-	-	7.6	23.0	31.6	24.6	10.3	-	100	580	66.5
Mathematics/Mathemateg																
TA results Canlyniadau AA	0.4	0.6	0.4	-	0.3	0.1	1.5	12.3	25.0	27.1	22.6	9.5	0.2	100	3,330	59.5
Test/Task Prawf/Tasg	0.2	3.3	2.3	1.1	-	-	-	11.8	23.0	26.5	21.9	9.9	-	100	3,330	58.3
Science/Gwyddoniaeth																
TA results Canlyniadau AA	0.2	0.7	0.1	-	0.3	0.1	1.9	11.9	26.6	32.5	19.2	6.4	0.1	100	3,330	58.2
Test/Task Prawf/Tasg	0.2	3.9	2.4	0.8	-	-	-	12.7	29.6	29.7	15.9	4.8	-	100	3,330	50.4

Merthyr Tydfil / Merthyr Tudful

Percentage of boys at each level/Canran y bechgyn ar bob lefel

	D	A	N	B	W	1	2	3	4	5	6	7	8+	Total Cyfanswm	Base/Sail	5+
English/Saesneg																
TA results Canlyniadau AA	0.2	3.3	1.1	-	1.3	2.2	6.9	14.7	26.6	27.5	12.7	3.1	0.2	100	450	43.5
Test/Task Prawf/Tasg	0.2	8.5	3.3	12.1	-	-	-	9.4	23.7	29.5	12.3	1.1	-	100	450	42.9
Welsh/Cymraeg																
TA results Canlyniadau AA	*	*	*	*	*	*	*	*	*	*	*	*	*	*	*	*
Test/Task Prawf/Tasg	*	*	*	*	*	*	*	*	*	*	*	*	*	*	*	*
Mathematics/Mathemateg																
TA results Canlyniadau AA	0.2	2.9	-	-	0.5	0.7	2.5	15.8	29.6	22.8	18.7	6.3	-	100	440	47.9
Test/Task Prawf/Tasg	0.2	9.7	2.5	2.5	-	-	-	14.0	24.8	22.6	17.2	6.5	-	100	440	46.3
Science/Gwyddoniaeth																
TA results Canlyniadau AA	0.4	3.8	0.4	-	0.9	1.1	0.9	13.5	27.4	30.1	16.9	4.3	0.2	100	450	51.5
Test/Task Prawf/Tasg	0.2	10.6	1.1	2.5	-	-	-	14.2	29.7	28.1	10.3	3.4	-	100	450	41.8

Percentage of girls at each level/Canran y merched ar bob lefel

	D	A	N	B	W	1	2	3	4	5	6	7	8+	Total Cyfanswm	Base/Sail	5+
English/Saesneg																
TA results Canlyniadau AA	-	3.4	0.2	-	0.2	0.5	3.7	7.6	23.1	30.7	21.7	8.7	0.2	100	440	61.3
Test/Task Prawf/Tasg	-	7.3	3.2	4.8	-	-	-	6.4	17.4	34.3	19.7	6.9	-	100	440	60.9
Welsh/Cymraeg																
TA results Canlyniadau AA	*	*	*	*	*	*	*	*	*	*	*	*	*	*	*	*
Test/Task Prawf/Tasg	*	*	*	*	*	*	*	*	*	*	*	*	*	*	*	*
Mathematics/Mathemateg																
TA results Canlyniadau AA	-	2.1	0.9	-	0.5	-	2.3	18.7	24.7	25.3	17.1	8.4	-	100	440	50.9
Test/Task Prawf/Tasg	-	10.5	2.3	2.3	-	-	-	15.8	21.9	24.4	16.7	6.2	-	100	440	47.3
Science/Gwyddoniaeth																
TA results Canlyniadau AA	-	1.6	1.4	-	0.2	0.7	2.5	13.1	26.6	28.9	19.3	5.7	-	100	440	53.9
Test/Task Prawf/Tasg	-	7.1	1.6	2.3	-	-	-	15.4	30.3	26.4	14.9	2.1	-	100	440	43.3

Percentage of boys and girls at each level/Canran y bechgyn a'r merched ar bob lefel

	D	A	N	B	W	1	2	3	4	5	6	7	8+	Total Cyfanswm	Base/Sail	5+
English/Saesneg																
TA results Canlyniadau AA	0.1	3.4	0.7	-	0.8	1.4	5.3	11.2	24.9	29.0	17.2	5.9	0.2	100	890	52.3
Test/Task Prawf/Tasg	0.1	7.9	3.3	8.5	-	-	-	7.9	20.6	31.9	15.9	4.0	-	100	890	51.8
Welsh/Cymraeg																
TA results Canlyniadau AA	*	*	*	*	*	*	*	*	*	*	*	*	*	*	*	*
Test/Task Prawf/Tasg	*	*	*	*	*	*	*	*	*	*	*	*	*	*	*	*
Mathematics/Mathemateg																
TA results Canlyniadau AA	0.1	2.5	0.5	-	0.5	0.3	2.4	17.3	27.1	24.1	17.9	7.4	-	100	880	49.4
Test/Task Prawf/Tasg	0.1	10.1	2.4	2.4	-	-	-	14.9	23.4	23.5	16.9	6.4	-	100	880	46.8
Science/Gwyddoniaeth																
TA results Canlyniadau AA	0.2	2.7	0.9	-	0.6	0.9	1.7	13.3	27.0	29.5	18.0	5.0	0.1	100	880	52.7
Test/Task Prawf/Tasg	0.1	8.9	1.4	2.4	-	-	-	14.8	30.0	27.2	12.6	2.7	-	100	880	42.6

Caerphilly / Caerffili

Percentage of boys at each level/Canran y bechgyn ar bob lefel

	D	A	N	B	W	1	2	3	4	5	6	7	8+	Total Cyfanswm	Base/Sail	5+
English/Saesneg																
TA results Canlyniadau AA	0.5	1.2	0.5	-	0.6	1.5	7.6	17.3	28.7	28.3	11.5	2.3	-	100	1,200	42.2
Test/Task Prawf/Tasg	0.6	6.1	4.7	6.1	-	-	-	13.8	25.9	27.5	12.4	3.0	-	100	1,200	42.9
Welsh/Cymraeg																
TA results Canlyniadau AA	*	*	*	*	*	*	*	*	*	*	*	*	*	100	70	*
Test/Task Prawf/Tasg	*	*	*	*	*	*	*	*	*	*	*	*	*	100	70	*
Mathematics/Mathemateg																
TA results Canlyniadau AA	0.5	0.8	-	-	0.6	0.4	2.3	14.6	26.4	26.4	20.1	7.1	0.7	100	1,200	54.3
Test/Task Prawf/Tasg	0.6	6.2	2.5	1.3	-	-	-	12.2	26.4	22.9	20.4	7.4	-	100	1,200	50.8
Science/Gwyddoniaeth																
TA results Canlyniadau AA	0.5	0.8	0.1	-	0.8	0.2	3.2	16.6	27.2	29.7	15.1	5.3	0.4	100	1,210	50.5
Test/Task Prawf/Tasg	0.6	6.6	2.0	0.8	-	-	-	12.4	26.1	31.3	15.9	4.2	-	100	1,210	51.4

Percentage of girls at each level/Canran y merched ar bob lefel

	D	A	N	B	W	1	2	3	4	5	6	7	8+	Total Cyfanswm	Base/Sail	5+
English/Saesneg																
TA results Canlyniadau AA	-	0.7	0.1	-	0.1	0.3	2.5	9.4	24.8	30.8	23.8	7.3	0.2	100	1,210	62.1
Test/Task Prawf/Tasg	-	4.0	1.7	2.9	-	-	-	7.0	21.2	32.5	23.3	7.4	-	100	1,210	63.2
Welsh/Cymraeg																
TA results Canlyniadau AA	*	*	*	*	*	*	*	*	*	*	*	*	*	100	80	*
Test/Task Prawf/Tasg	*	*	*	*	*	*	*	*	*	*	*	*	*	100	80	*
Mathematics/Mathemateg																
TA results Canlyniadau AA	-	0.4	0.2	-	0.2	0.2	1.8	13.4	26.7	25.4	21.8	9.7	0.2	100	1,210	57.1
Test/Task Prawf/Tasg	-	4.3	1.5	0.9	-	-	-	14.4	26.3	24.5	20.5	7.6	-	100	1,210	52.6
Science/Gwyddoniaeth																
TA results Canlyniadau AA	0.2	0.7	0.2	-	0.2	0.2	1.3	14.6	29.1	28.1	19.8	5.6	0.1	100	1,210	53.5
Test/Task Prawf/Tasg	-	5.0	1.2	0.7	-	-	-	10.8	30.4	27.8	18.7	5.4	-	100	1,210	51.9

Percentage of boys and girls at each level/Canran y bechgyn a'r merched ar bob lefel

	D	A	N	B	W	1	2	3	4	5	6	7	8+	Total Cyfanswm	Base/Sail	5+
English/Saesneg																
TA results Canlyniadau AA	0.2	1.0	0.3	-	0.3	0.9	5.0	13.3	26.7	29.6	17.7	4.8	0.1	100	2,420	52.2
Test/Task Prawf/Tasg	0.3	5.0	3.2	4.5	-	-	-	10.4	23.6	30.0	17.8	5.2	-	100	2,420	53.1
Welsh/Cymraeg																
TA results Canlyniadau AA	*	*	*	*	*	*	*	*	*	*	*	*	*	100	140	*
Test/Task Prawf/Tasg	*	*	*	*	*	*	*	*	*	*	*	*	*	100	140	*
Mathematics/Mathemateg																
TA results Canlyniadau AA	0.2	0.6	0.1	-	0.4	0.3	2.1	14.0	26.6	25.9	21.0	8.4	0.4	100	2,420	55.7
Test/Task Prawf/Tasg	0.3	5.3	2.0	1.1	-	-	-	13.3	26.3	23.7	20.5	7.5	-	100	2,420	51.7
Science/Gwyddoniaeth																
TA results Canlyniadau AA	0.4	0.7	0.1	-	0.5	0.2	2.2	15.6	28.2	28.9	17.5	5.5	0.2	100	2,420	52.0
Test/Task Prawf/Tasg	0.3	5.8	1.6	0.8	-	-	-	11.6	28.3	29.5	17.3	4.8	-	100	2,420	51.6

Blaenau Gwent

Percentage of boys at each level/Canran y bechgyn ar bob lefel

	D	A	N	B	W	1	2	3	4	5	6	7	8+	Total Cyfanswm	Base/Sail	5+
English/Saesneg																
TA results Canlyniadau AA	-	0.2	16.1	-	0.2	0.2	8.7	15.2	20.1	25.7	11.6	2.0	-	100	450	39.3
Test/Task Prawf/Tasg	1.6	4.0	4.7	5.4	-	-	-	16.3	23.7	31.9	9.4	3.1	-	100	450	44.4
Welsh/Cymraeg																
TA results Canlyniadau AA	*	*	*	*	*	*	*	*	*	*	*	*	*	*	*	*
Test/Task Prawf/Tasg	*	*	*	*	*	*	*	*	*	*	*	*	*	*	*	*
Mathematics/Mathemateg																
TA results Canlyniadau AA	-	0.2	15.9	-	0.2	0.7	4.0	12.5	22.8	22.4	14.1	6.7	0.4	100	450	43.6
Test/Task Prawf/Tasg	0.4	5.4	2.7	2.0	-	-	-	11.4	25.7	25.5	16.3	10.5	-	100	450	52.3
Science/Gwyddoniaeth																
TA results Canlyniadau AA	-	-	15.9	-	0.2	0.2	3.8	12.1	27.3	21.0	15.9	3.6	-	100	450	40.5
Test/Task Prawf/Tasg	0.4	4.9	2.9	2.0	-	-	-	10.3	29.1	28.6	17.9	3.8	-	100	450	50.3

Percentage of girls at each level/Canran y merched ar bob lefel

	D	A	N	B	W	1	2	3	4	5	6	7	8+	Total Cyfanswm	Base/Sail	5+
English/Saesneg																
TA results Canlyniadau AA	0.5	-	17.9	-	-	-	2.6	3.8	19.4	28.7	21.3	5.7	-	100	420	55.7
Test/Task Prawf/Tasg	1.0	5.3	1.0	2.4	-	-	-	7.9	17.9	36.8	20.3	7.4	-	100	420	64.6
Welsh/Cymraeg																
TA results Canlyniadau AA	*	*	*	*	*	*	*	*	*	*	*	*	*	*	*	*
Test/Task Prawf/Tasg	*	*	*	*	*	*	*	*	*	*	*	*	*	*	*	*
Mathematics/Mathemateg																
TA results Canlyniadau AA	0.5	-	18.1	-	-	0.2	2.4	13.4	18.1	20.3	18.4	8.1	0.5	100	420	47.3
Test/Task Prawf/Tasg	1.0	4.8	1.4	0.7	-	-	-	13.8	22.2	23.6	23.4	9.1	-	100	420	56.1
Science/Gwyddoniaeth																
TA results Canlyniadau AA	0.5	-	18.1	-	-	-	2.4	9.5	23.6	22.9	18.6	4.3	-	100	420	45.8
Test/Task Prawf/Tasg	1.0	6.4	1.2	0.7	-	-	-	9.5	26.7	30.3	20.3	3.8	-	100	420	54.4

Percentage of boys and girls at each level/Canran y bechgyn a'r merched ar bob lefel

	D	A	N	B	W	1	2	3	4	5	6	7	8+	Total Cyfanswm	Base/Sail	5+
English/Saesneg																
TA results Canlyniadau AA	0.2	0.1	17.0	-	0.1	0.1	5.8	9.7	19.7	27.1	16.3	3.8	-	100	870	47.2
Test/Task Prawf/Tasg	1.3	4.6	2.9	3.9	-	-	-	12.2	20.9	34.3	14.7	5.2	-	100	870	54.2
Welsh/Cymraeg																
TA results Canlyniadau AA	*	*	*	*	*	*	*	*	*	*	*	*	*	*	*	*
Test/Task Prawf/Tasg	*	*	*	*	*	*	*	*	*	*	*	*	*	*	*	*
Mathematics/Mathemateg																
TA results Canlyniadau AA	0.2	0.1	17.0	-	0.1	0.5	3.2	12.9	20.6	21.4	16.2	7.4	0.5	100	870	45.4
Test/Task Prawf/Tasg	0.7	5.1	2.1	1.4	-	-	-	12.6	24.0	24.6	19.7	9.8	-	100	870	54.2
Science/Gwyddoniaeth																
TA results Canlyniadau AA	0.2	-	17.0	-	0.1	0.1	3.1	10.9	25.5	21.9	17.2	3.9	-	100	870	43.1
Test/Task Prawf/Tasg	0.7	5.7	2.1	1.4	-	-	-	9.9	27.9	29.4	19.1	3.8	-	100	870	52.3

Torfaen / Tor-faen

Percentage of boys at each level/Canran y bechgyn ar bob lefel

	D	A	N	B	W	1	2	3	4	5	6	7	8+	Total Cyfanswm	Base/Sail	5+
English/Saesneg																
TA results Canlyniadau AA	-	0.6	-	-	0.4	0.7	5.0	16.1	25.3	30.2	16.3	5.5	-	100	730	51.9
Test/Task Prawf/Tasg	0.3	2.2	2.9	5.5	-	-	-	13.4	23.7	28.7	17.2	6.2	-	100	730	52.1
Welsh/Cymraeg																
TA results Canlyniadau AA	*	*	*	*	*	*	*	*	*	*	*	*	*	100	60	*
Test/Task Prawf/Tasg	*	*	*	*	*	*	*	*	*	*	*	*	*	100	60	*
Mathematics/Mathemateg																
TA results Canlyniadau AA	0.1	0.6	0.1	-	0.1	0.3	2.3	14.0	23.1	22.2	24.2	11.3	1.5	100	730	59.2
Test/Task Prawf/Tasg	0.3	3.2	2.5	1.0	-	-	-	11.6	25.6	19.0	25.9	11.0	-	100	730	55.9
Science/Gwyddoniaeth																
TA results Canlyniadau AA	-	0.4	0.1	-	0.1	0.6	1.9	9.0	28.8	24.8	25.4	8.8	-	100	730	59.0
Test/Task Prawf/Tasg	0.3	4.7	1.4	0.3	-	-	-	9.1	30.5	28.1	19.4	6.2	-	100	730	53.8

Percentage of girls at each level/Canran y merched ar bob lefel

	D	A	N	B	W	1	2	3	4	5	6	7	8+	Total Cyfanswm	Base/Sail	5+
English/Saesneg																
TA results Canlyniadau AA	-	1.7	0.1	-	-	-	1.4	6.4	18.5	33.7	28.5	9.4	0.1	100	690	71.8
Test/Task Prawf/Tasg	-	3.0	1.0	1.7	-	-	-	4.5	17.8	36.6	24.9	10.4	-	100	690	71.9
Welsh/Cymraeg																
TA results Canlyniadau AA	*	*	*	*	*	*	*	*	*	*	*	*	*	100	60	*
Test/Task Prawf/Tasg	*	*	*	*	*	*	*	*	*	*	*	*	*	100	60	*
Mathematics/Mathemateg																
TA results Canlyniadau AA	-	1.2	0.3	-	-	0.1	1.0	9.4	23.3	28.3	26.3	8.8	1.3	100	690	64.7
Test/Task Prawf/Tasg	-	4.0	2.3	0.4	-	-	-	9.5	26.0	25.4	22.7	9.5	-	100	690	57.7
Science/Gwyddoniaeth																
TA results Canlyniadau AA	-	1.2	0.1	-	-	0.3	0.4	8.8	25.1	29.7	25.5	8.8	-	100	690	64.1
Test/Task Prawf/Tasg	-	5.5	2.8	-	-	-	-	8.7	30.1	29.4	18.6	4.9	-	100	690	52.9

Percentage of boys and girls at each level/Canran y bechgyn a'r merched ar bob lefel

	D	A	N	B	W	1	2	3	4	5	6	7	8+	Total Cyfanswm	Base/Sail	5+
English/Saesneg																
TA results Canlyniadau AA	-	1.1	0.1	-	0.2	0.4	3.2	11.4	22.0	31.9	22.2	7.4	0.1	100	1,420	61.6
Test/Task Prawf/Tasg	0.1	2.6	2.0	3.7	-	-	-	9.0	20.8	32.5	21.0	8.3	-	100	1,420	61.8
Welsh/Cymraeg																
TA results Canlyniadau AA	*	*	*	*	*	*	*	*	*	*	*	*	*	100	120	*
Test/Task Prawf/Tasg	*	*	*	*	*	*	*	*	*	*	*	*	*	100	120	*
Mathematics/Mathemateg																
TA results Canlyniadau AA	0.1	0.8	0.2	-	0.1	0.2	1.7	11.8	23.2	25.2	25.2	10.1	1.4	100	1,420	61.9
Test/Task Prawf/Tasg	0.1	3.6	2.4	0.7	-	-	-	10.6	25.8	22.1	24.3	10.3	-	100	1,420	56.8
Science/Gwyddoniaeth																
TA results Canlyniadau AA	-	0.8	0.1	-	0.1	0.4	1.2	8.9	27.0	27.2	25.4	8.8	-	100	1,420	61.5
Test/Task Prawf/Tasg	0.1	5.1	2.0	0.1	-	-	-	8.9	30.3	28.8	19.0	5.6	-	100	1,420	53.4

Monmouthshire / Sir Fynwy

Percentage of boys at each level/Canran y bechgyn ar bob lefel

	D	A	N	B	W	1	2	3	4	5	6	7	8+	Total Cyfanswm	Base/Sail	5+
English/Saesneg																
TA results Canlyniadau AA	-	0.9	1.5	-	0.2	0.4	4.0	10.0	20.4	29.2	21.2	11.7	0.4	100	450	62.6
Test/Task Prawf/Tasg	-	6.2	2.9	0.9	-	-	-	11.3	19.9	29.9	20.8	8.2	-	100	450	58.8
Welsh/Cymraeg																
TA results Canlyniadau AA	*	*	*	*	*	*	*	*	*	*	*	*	*	*	*	*
Test/Task Prawf/Tasg	*	*	*	*	*	*	*	*	*	*	*	*	*	*	*	*
Mathematics/Mathemateg																
TA results Canlyniadau AA	-	0.7	-	-	-	0.9	0.9	10.6	21.8	25.1	23.6	15.2	1.3	100	450	65.2
Test/Task Prawf/Tasg	-	5.5	1.5	0.4	-	-	-	8.6	18.7	24.7	23.6	17.0	-	100	450	65.2
Science/Gwyddoniaeth																
TA results Canlyniadau AA	-	0.2	-	-	-	0.7	12.4	19.2	30.5	31.2	4.9	0.9	100	450	67.5	
Test/Task Prawf/Tasg	-	5.8	0.2	0.2	-	-	-	8.0	24.3	30.1	23.2	8.2	-	100	450	61.5

Percentage of girls at each level/Canran y merched ar bob lefel

	D	A	N	B	W	1	2	3	4	5	6	7	8+	Total Cyfanswm	Base/Sail	5+
English/Saesneg																
TA results Canlyniadau AA	-	0.2	1.2	-	-	-	0.9	5.4	7.5	33.9	30.8	17.3	2.8	100	430	84.8
Test/Task Prawf/Tasg	-	4.4	0.5	-	-	-	-	4.9	9.6	37.9	28.3	14.5	-	100	430	80.6
Welsh/Cymraeg																
TA results Canlyniadau AA	*	*	*	*	*	*	*	*	*	*	*	*	*	*	*	*
Test/Task Prawf/Tasg	*	*	*	*	*	*	*	*	*	*	*	*	*	*	*	*
Mathematics/Mathemateg																
TA results Canlyniadau AA	-	0.7	-	-	-	1.4	5.8	22.1	30.2	26.3	12.8	0.7	100	430	70.0	
Test/Task Prawf/Tasg	-	4.4	1.6	0.2	-	-	-	7.0	19.3	28.6	26.0	12.8	-	100	430	67.4
Science/Gwyddoniaeth																
TA results Canlyniadau AA	-	0.2	0.7	-	-	0.9	10.2	22.6	32.3	25.3	5.8	1.9	100	430	65.3	
Test/Task Prawf/Tasg	-	6.7	0.7	-	-	-	-	6.0	23.5	37.2	18.4	7.4	-	100	430	63.0

Percentage of boys and girls at each level/Canran y bechgyn a'r merched ar bob lefel

	D	A	N	B	W	1	2	3	4	5	6	7	8+	Total Cyfanswm	Base/Sail	5+
English/Saesneg																
TA results Canlyniadau AA	-	0.6	1.4	-	0.1	0.2	2.5	7.7	14.1	31.5	25.9	14.4	1.6	100	880	73.4
Test/Task Prawf/Tasg	-	5.3	1.7	0.5	-	-	-	8.2	14.9	33.8	24.4	11.3	-	100	880	69.4
Welsh/Cymraeg																
TA results Canlyniadau AA	*	*	*	*	*	*	*	*	*	*	*	*	*	*	*	*
Test/Task Prawf/Tasg	*	*	*	*	*	*	*	*	*	*	*	*	*	*	*	*
Mathematics/Mathemateg																
TA results Canlyniadau AA	-	0.7	-	-	-	0.5	1.1	8.3	21.9	27.6	24.9	14.0	1.0	100	880	67.5
Test/Task Prawf/Tasg	-	5.0	1.6	0.3	-	-	-	7.8	19.0	26.6	24.8	14.9	-	100	880	66.3
Science/Gwyddoniaeth																
TA results Canlyniadau AA	-	0.2	0.3	-	-	0.8	11.3	20.9	31.4	28.3	5.3	1.4	100	880	66.4	
Test/Task Prawf/Tasg	-	6.2	0.5	0.1	-	-	-	7.0	23.9	33.6	20.9	7.8	-	100	880	62.2

Newport / Casnewydd

Percentage of boys at each level/Canran y bechgyn ar bob lefel

	D	A	N	B	W	1	2	3	4	5	6	7	8+	Total Cyfanswm	Base/Sail	5+
English/Saesneg																
TA results Canlyniadau AA	0.1	3.0	0.3	-	-	0.7	4.8	13.5	21.6	31.4	18.1	6.2	0.1	100	870	55.9
Test/Task Prawf/Tasg	0.1	9.4	5.2	1.6	-	-	-	13.7	19.6	28.5	16.1	5.8	-	100	870	50.3
Welsh/Cymraeg																
TA results Canlyniadau AA	*	*	*	*	*	*	*	*	*	*	*	*	*	*	*	*
Test/Task Prawf/Tasg	*	*	*	*	*	*	*	*	*	*	*	*	*	*	*	*
Mathematics/Mathemateg																
TA results Canlyniadau AA	0.1	1.7	0.6	-	0.6	0.1	2.9	13.3	23.6	21.3	18.6	13.6	3.6	100	870	57.1
Test/Task Prawf/Tasg	0.1	9.5	3.2	0.6	-	-	-	9.9	21.2	21.0	19.5	15.0	-	100	870	55.5
Science/Gwyddoniaeth																
TA results Canlyniadau AA	0.1	1.8	0.3	-	0.2	0.6	4.7	17.0	24.2	25.3	18.6	6.8	0.2	100	870	50.9
Test/Task Prawf/Tasg	0.1	8.9	3.1	1.2	-	-	-	9.9	28.8	23.0	17.7	7.4	-	100	870	48.0

Percentage of girls at each level/Canran y merched ar bob lefel

	D	A	N	B	W	1	2	3	4	5	6	7	8+	Total Cyfanswm	Base/Sail	5+
English/Saesneg																
TA results Canlyniadau AA	0.1	1.3	0.6	-	-	0.8	1.8	7.2	21.4	33.5	22.4	10.4	0.4	100	890	66.8
Test/Task Prawf/Tasg	0.1	7.3	1.8	1.6	-	-	-	7.6	16.6	33.4	23.0	8.6	-	100	890	65.0
Welsh/Cymraeg																
TA results Canlyniadau AA	*	*	*	*	*	*	*	*	*	*	*	*	*	*	*	*
Test/Task Prawf/Tasg	*	*	*	*	*	*	*	*	*	*	*	*	*	*	*	*
Mathematics/Mathemateg																
TA results Canlyniadau AA	0.1	0.8	0.6	-	0.1	0.3	2.4	10.9	24.2	26.8	22.7	8.8	2.4	100	890	60.7
Test/Task Prawf/Tasg	0.1	9.0	3.1	0.6	-	-	-	10.0	20.3	26.0	21.5	9.5	-	100	890	57.0
Science/Gwyddoniaeth																
TA results Canlyniadau AA	0.1	1.0	0.3	-	-	0.6	2.6	14.2	28.8	29.6	18.3	4.5	-	100	890	52.4
Test/Task Prawf/Tasg	0.1	8.7	2.4	0.6	-	-	-	11.3	28.6	27.4	16.5	4.5	-	100	890	48.3

Percentage of boys and girls at each level/Canran y bechgyn a'r merched ar bob lefel

	D	A	N	B	W	1	2	3	4	5	6	7	8+	Total Cyfanswm	Base/Sail	5+
English/Saesneg																
TA results Canlyniadau AA	0.1	2.2	0.5	-	-	0.7	3.3	10.3	21.5	32.5	20.3	8.4	0.3	100	1,760	61.4
Test/Task Prawf/Tasg	0.1	8.3	3.5	1.6	-	-	-	10.6	18.1	31.0	19.6	7.2	-	100	1,760	57.8
Welsh/Cymraeg																
TA results Canlyniadau AA	*	*	*	*	*	*	*	*	*	*	*	*	*	*	*	*
Test/Task Prawf/Tasg	*	*	*	*	*	*	*	*	*	*	*	*	*	*	*	*
Mathematics/Mathemateg																
TA results Canlyniadau AA	0.1	1.3	0.6	-	0.3	0.2	2.6	12.0	23.9	24.1	20.7	11.2	3.0	100	1,760	58.9
Test/Task Prawf/Tasg	0.1	9.2	3.2	0.6	-	-	-	9.9	20.7	23.5	20.5	12.2	-	100	1,760	56.3
Science/Gwyddoniaeth																
TA results Canlyniadau AA	0.1	1.4	0.3	-	0.1	0.6	3.6	15.6	26.6	27.5	18.4	5.6	0.1	100	1,760	51.6
Test/Task Prawf/Tasg	0.1	8.8	2.7	0.9	-	-	-	10.6	28.7	25.2	17.1	5.9	-	100	1,760	48.2

Cardiff / Caerdydd

Percentage of boys at each level/Canran y bechgyn ar bob lefel

	D	A	N	B	W	1	2	3	4	5	6	7	8+	Total Cyfanswm	Base/Sail	5+
English/Saesneg																
TA results Canlyniadau AA	0.1	1.6	0.4	-	0.3	0.6	3.1	14.9	23.3	30.0	18.9	6.4	0.4	100	1,910	55.8
Test/Task Prawf/Tasg	0.2	4.8	3.4	3.7	-	-	-	11.3	20.7	31.0	16.6	8.4	-	100	1,910	56.0
Welsh/Cymraeg																
TA results Canlyniadau AA	*	*	*	*	*	*	*	*	*	*	*	*	*	100	130	*
Test/Task Prawf/Tasg	*	*	*	*	*	*	*	*	*	*	*	*	*	100	130	*
Mathematics/Mathemateg																
TA results Canlyniadau AA	0.1	1.2	0.4	-	0.1	0.2	1.7	12.6	22.5	26.5	20.7	12.6	1.5	100	1,910	61.3
Test/Task Prawf/Tasg	0.1	5.8	1.9	1.4	-	-	-	10.0	22.4	23.7	21.5	13.2	-	100	1,910	58.4
Science/Gwyddoniaeth																
TA results Canlyniadau AA	0.2	1.5	0.6	-	0.1	0.4	2.9	11.8	25.8	29.9	19.8	7.1	0.1	100	1,910	56.8
Test/Task Prawf/Tasg	0.2	5.7	2.7	1.7	-	-	-	9.9	26.3	29.1	17.7	6.7	-	100	1,910	53.6

Percentage of girls at each level/Canran y merched ar bob lefel

	D	A	N	B	W	1	2	3	4	5	6	7	8+	Total Cyfanswm	Base/Sail	5+
English/Saesneg																
TA results Canlyniadau AA	0.2	1.7	0.1	-	0.1	0.2	1.4	7.4	19.7	31.1	26.1	10.4	1.5	100	1,840	69.1
Test/Task Prawf/Tasg	0.2	4.8	1.4	1.5	-	-	-	6.3	16.9	33.7	23.1	12.0	-	100	1,840	68.9
Welsh/Cymraeg																
TA results Canlyniadau AA	*	*	*	*	*	*	*	*	*	*	*	*	*	100	160	*
Test/Task Prawf/Tasg	*	*	*	*	*	*	*	*	*	*	*	*	*	100	160	*
Mathematics/Mathemateg																
TA results Canlyniadau AA	0.2	0.7	0.4	-	0.1	0.1	1.4	12.6	23.8	25.6	22.0	12.6	0.7	100	1,850	60.8
Test/Task Prawf/Tasg	0.2	6.7	2.4	0.8	-	-	-	9.8	23.9	22.3	21.9	12.1	-	100	1,850	56.2
Science/Gwyddoniaeth																
TA results Canlyniadau AA	0.2	2.0	0.3	-	0.1	0.3	1.6	12.4	25.8	29.2	20.8	7.2	0.1	100	1,850	57.3
Test/Task Prawf/Tasg	0.2	6.0	2.5	1.1	-	-	-	11.3	27.6	28.0	17.6	5.6	-	100	1,850	51.2

Percentage of boys and girls at each level/Canran y bechgyn a'r merched ar bob lefel

	D	A	N	B	W	1	2	3	4	5	6	7	8+	Total Cyfanswm	Base/Sail	5+
English/Saesneg																
TA results Canlyniadau AA	0.1	1.7	0.2	-	0.2	0.4	2.3	11.2	21.6	30.6	22.4	8.4	1.0	100	3,750	62.3
Test/Task Prawf/Tasg	0.2	4.8	2.4	2.6	-	-	-	8.8	18.8	32.3	19.8	10.2	-	100	3,750	62.3
Welsh/Cymraeg																
TA results Canlyniadau AA	*	*	*	*	*	*	*	*	*	*	*	*	*	100	290	*
Test/Task Prawf/Tasg	*	*	*	*	*	*	*	*	*	*	*	*	*	100	290	*
Mathematics/Mathemateg																
TA results Canlyniadau AA	0.1	0.9	0.4	-	0.1	0.1	1.6	12.6	23.1	26.0	21.4	12.6	1.1	100	3,760	61.1
Test/Task Prawf/Tasg	0.1	6.2	2.2	1.1	-	-	-	9.9	23.1	23.0	21.7	12.6	-	100	3,760	57.3
Science/Gwyddoniaeth																
TA results Canlyniadau AA	0.2	1.8	0.5	-	0.1	0.3	2.3	12.1	25.8	29.6	20.3	7.2	0.1	100	3,760	57.0
Test/Task Prawf/Tasg	0.2	5.8	2.6	1.4	-	-	-	10.6	27.0	28.6	17.7	6.2	-	100	3,760	52.4



**ANNUAL SUMMARIES
CRYNODEBAU BLYNYDDOL**

**section
adran**

3

National Curriculum Assessment Results In Wales: 1999

Canlyniadau Aseidiadau'r Cwricwlwm Cenedlaethol Yng Nghymru: 1999



SUMMARY OF KEY STAGE 3 RESULTS: 1999
CRYNODEB O GANLYNIADAU CYFNOD ALLWEDDOL 3: 1999

percentage of boys at each level/canran y bechgyn ar bob lefel

	D	A	N	B	W	1	2	3	4	5	6	7	8+	Total Cyfanswm	Base Sail	5+
English/Saesneg																
TA results/Canlyniadau AA	0	1	1	*	1	1	4	13	25	32	17	5	0	100	18,840	54
Test/Task Prawf/Tasg	0	4	3	4	*	*	*	12	23	32	16	6	*	100	18,840	54
Welsh/Cymraeg																
TA results/Canlyniadau AA	0	0	0	*	0	0	1	11	24	33	22	8	1	100	2,290	64
Test/Task Prawf/Tasg	0	2	0	2	*	*	*	9	24	33	22	8	*	100	2,290	63
Mathematics/Mathemateg																
TA results/Canlyniadau AA	0	1	0	*	0	0	2	12	23	26	23	12	1	100	18,810	62
Test/Task Prawf/Tasg	0	5	2	1	*	*	*	10	22	24	23	13	*	100	18,810	60
Science/Gwyddoniaeth																
TA results/Canlyniadau AA	0	1	1	*	0	0	2	12	25	30	21	8	0	100	18,800	59
Test/Task Prawf/Tasg	0	5	2	1	*	*	*	10	27	30	19	6	*	100	18,800	55

percentage of girls at each level/canran y merched ar bob lefel

	D	A	N	B	W	1	2	3	4	5	6	7	8+	Total Cyfanswm	Base Sail	5+
English/Saesneg																
TA results/Canlyniadau AA	0	1	1	*	0	0	2	6	19	34	25	11	1	100	18,180	71
Test/Task Prawf/Tasg	0	4	1	2	*	*	*	6	17	35	24	11	*	100	18,180	70
Welsh/Cymraeg																
TA results/Canlyniadau AA	0	0	1	*	0	0	0	5	15	31	32	15	1	100	2,440	79
Test/Task Prawf/Tasg	0	2	0	0	*	*	*	4	15	32	31	16	*	100	2,440	79
Mathematics/Mathemateg																
TA results/Canlyniadau AA	0	1	1	*	0	0	1	10	23	28	24	11	1	100	18,180	64
Test/Task Prawf/Tasg	0	5	2	1	*	*	*	10	22	26	23	11	*	100	18,180	60
Science/Gwyddoniaeth																
TA results/Canlyniadau AA	0	1	1	*	0	0	1	11	26	31	21	8	0	100	18,160	60
Test/Task Prawf/Tasg	0	5	1	1	*	*	*	10	28	30	19	6	*	100	18,160	55

percentage of boys and girls at each level/canran y bechgyn a'r merched ar bob lefel

	D	A	N	B	W	1	2	3	4	5	6	7	8+	Total Cyfanswm	Base Sail	5+
English/Saesneg																
TA results/Canlyniadau AA	0	1	1	*	0	1	3	10	22	33	21	8	0	100	37,020	62
Test/Task Prawf/Tasg	0	4	3	3	*	*	*	9	20	33	20	8	*	100	37,020	61
Welsh/Cymraeg																
TA results/Canlyniadau AA	0	0	0	*	0	0	1	8	19	32	27	12	1	100	4,730	72
Test/Task Prawf/Tasg	0	2	1	1	*	*	*	6	19	32	27	12	*	100	4,730	71
Mathematics/Mathemateg																
TA results/Canlyniadau AA	0	1	1	*	0	0	1	11	23	27	23	12	1	100	36,990	63
Test/Task Prawf/Tasg	0	5	2	1	*	*	*	10	22	25	23	12	*	100	36,990	60
Science/Gwyddoniaeth																
TA results/Canlyniadau AA	0	1	1	*	0	0	2	11	26	30	21	8	0	100	36,960	59
Test/Task Prawf/Tasg	0	5	2	1	*	*	*	10	27	30	19	6	*	100	36,960	55

D: Excepted or disapplied under Sections 364 or 365 of the Education Act 1996.
 Wedi'u heithrio neu wedi'u datgymhwyso o dan Adranau 364 neu 365 o Ddeddf Addysg 1996.
 A: Failed to register a level due to absence/Wedi methu â chofrestru lefel oherwydd absenoldeb
 N: Pupils who failed to register a level for reasons other than absence.
 Disgyblion a fethodd â chofnodi lefel am rhesymau ac eithrio absenoldeb.
 B: Not entered for the tests because they are working outside the level of the tests.
 Heb eu cofrestru am y prawf oherwydd eu bod yn gweithio y tu allan i lefelau'r prawf.
 W: Working towards level 1/Yn gweithio tuag at lefel 1.
 *: Not applicable/Dim yn gymwys

SUMMARY OF NATIONAL CURRICULUM ASSESSMENT RESULTS: 1999 KEY STAGE 3: 14-YEAR-OLDS

		Percentage of pupils at each level														TOTAL
		D	A	N	B	W	1	2	3	4	5	6	7	8+		
ENGLISH	Teacher Assessment	School														
		National	0	1	1		0	1	3	10	22	33	21	8	0	100
	Test/Task	School														
		National	0	4	3	3				9	20	33	20	8		100
	WELSH	Teacher Assessment	School													
			National	0	0	0		0	0	1	8	19	32	27	12	1
Test/Task		School														
		National	0	2	1	1				6	19	32	27	12		100
MATHEMATICS		Teacher Assessment	School													
			National	0	1	1		0	0	1	11	23	27	23	12	1
	Test/Task	School														
		National	0	5	2	1				10	22	25	23	12		100
	SCIENCE	Teacher Assessment	School													
			National	0	1	1		0	0	2	11	26	30	21	8	0
Test/Task		School														
		National	0	5	2	1				10	27	30	19	6		100

Key stage 3 Core Subject Indicator* The percentage of pupils attaining at least level 5 in English or Welsh (first language), Mathematics and Science in combination.

As determined by Teacher Assessment:

In the school:.....

In Wales:.....47 per cent

As determined by NC Test/Task:

In the school:.....

In Wales:.....45 per cent

*For inclusion in prospectuses and governors' annual reports, **not** individual pupil reports.

D:Excepted or disapplied under Sections 364 or 365 of the Education Act 1996.

A:Pupils who failed to register a level due to absence.

N:Pupils who failed to register a level for reasons other than absence.

B:Pupils not entered for the tests because they are working outside the set levels of the tests.

W: Working towards level 1.

**CRYNODEB O GANLYNIADAU ASESIADAU'R CWRICWCLWM
CENEDLAETHOL: 1999
CYFNOD ALLWEDDOL 3: DISGYBLION 14 OED**

Canran y disgyblion ar bob lefel

		D	A	N	B	W	1	2	3	4	5	6	7	8+	Cyfanswm
SAESNEG Asesiadau Athrawon	Ysgol														
	Cenedlaethol	0	1	1		0	1	3	10	22	33	21	8	0	100
	Prawf/Tasg														
	Cenedlaethol	0	4	3	3				9	20	33	20	8		100
CYMRAEG Asesiadau Athwaron	Ysgol														
	Cenedlaethol	0	0	0		0	0	1	8	19	32	27	12	1	100
	Tasg/Prawf														
	Cenedlaethol	0	2	1	1				6	19	32	27	12		100
MATHEMATEG Asesiadau Athrawon	Ysgol														
	Cenedlaethol	0	1	1		0	0	1	11	23	27	23	12	1	100
	Tasg/Prawf														
	Cenedlaethol	0	5	2	1				10	22	25	23	12		100
GWYDDONIAETH Asesiadau Athrawon	Ysgol														
	Cenedlaethol	0	1	1		0	0	2	11	26	30	21	8	0	100
	Tasg/Prawf														
	Cenedlaethol	0	5	2	1				10	27	30	19	6		100

Dangos Pynciau Craidd Cyfnod Allweddol 3* Y canran o'r disgyblion sy'n cyrraedd o leiaf lefel 5 mewn Cymraeg (iaith gyntaf), Saesneg, Mathemateg a Gwyddoniaeth mewn cyfuniad:

Fel y'u pennwyd gan Asesiadau Athrawon:

Yn yr Ysgol:.....

Yng Nghymru:.....47 y cant

Fel y'u pennwyd gan Brawf/Tasgu y CC:

Yn yr Ysgol:.....

Yng Nghymru:.....45 y cant

* I'w cynnwys yn llyfrynau ac adroddiadau blynyddol y llywodraethwyr, nid yn adroddiadau'r disgyblion unigol

D: Wedi'u heithrio neu wedi'u datgymhwyso o dan Adran 364 neu 365 o Ddeddf Addysg 1996.

A: Disgyblion a fethodd â chofnodi lefel oherwydd absenoldeb.

N: Disgyblion a fethodd â chofnodi lefel am resymau ac eithrio absenoldeb.

B: Disgyblion na chofrestrwyd ar gyfer y profion am eu bod yn gweithio y tu allan i'r lefelau a bennwyd ar gyfer profion.

W: Yn gweithio tuag at lefel 1.

SUMMARY OF KEY STAGE 3 RESULTS: 1996-1999
CRYNODEB O GANLYNIADAU CYFNOD ALLWEDDOL 3:1996-1999

percentage of boys at each level/canran y bechgyn ar bob lefel

		D	A	N	B	W	1	2	3	4	5	6	7	8+	Total Cyfanswm	5+
English/Saesneg																
TA/AA	1996	0	1	1	*	0	1	6	15	28	28	14	5	1	100	48
	1997	0	1	0	*	0	1	5	13	29	31	15	5	0	100	51
	1998	0	1	0	*	0	1	5	15	26	30	16	5	1	100	52
	1999	0	1	1	*	1	1	4	13	25	32	17	5	0	100	54
Test/Task Prawf/Tasg	1996	0	5	2	*	0	1	6	14	25	28	14	5	0	100	47
	1997	0	5	1	*	0	1	5	11	29	30	14	4	0	100	48
	1998	0	5	3	5	*	*	*	11	23	31	17	5	*	100	53
	1999	0	4	3	4	*	*	*	12	23	32	16	6	*	100	54
Welsh/Cymraeg																
TA/AA	1996	1	0	0	*	0	0	4	12	30	28	18	6	1	100	53
	1997	0	0	0	*	0	0	2	13	26	29	21	7	2	100	59
	1998	0	0	0	*	0	0	3	11	27	30	20	8	1	100	59
	1999	0	0	0	*	0	0	1	11	24	33	22	8	1	100	64
Test/Task Prawf/Tasg	1996	0	3	1	*	0	1	3	7	27	31	19	7	1	100	58
	1997	0	2	0	*	0	0	2	10	25	28	22	9	2	100	61
	1998	0	2	0	*	0	0	2	9	27	29	22	8	1	100	60
	1999	0	2	0	2	*	*	*	9	24	33	22	8	*	100	63
Mathematics/Mathemateg																
TA/AA	1996	0	0	0	*	0	0	3	14	25	26	21	10	1	100	58
	1997	0	1	0	*	0	0	2	13	24	25	23	11	1	100	60
	1998	0	1	0	*	0	0	2	12	23	26	23	12	1	100	62
	1999	0	1	0	*	0	0	2	12	23	26	23	12	1	100	62
Test/Task Prawf/Tasg	1996	0	6	1	*	0	0	3	13	24	22	21	9	1	100	53
	1997	0	5	1	*	0	0	2	11	23	23	24	10	1	100	58
	1998	0	5	1	1	*	*	*	11	22	24	24	12	*	100	60
	1999	0	5	2	1	*	*	*	10	22	24	23	13	*	100	60
Science/Gwyddoniaeth																
TA/AA	1996	0	1	0	*	0	0	3	13	26	31	20	6	0	100	57
	1997	0	1	0	*	0	0	2	11	26	30	22	8	0	100	60
	1998	0	1	0	*	0	1	2	12	25	29	21	9	0	100	59
	1999	0	1	1	*	0	0	2	12	25	30	21	8	0	100	59
Test/Task Prawf/Tasg	1996	0	6	0	*	0	0	3	10	26	33	17	5	0	100	55
	1997	0	6	0	*	0	1	1	8	23	29	24	8	0	100	61
	1998	0	5	3	1	*	*	*	11	24	28	20	8	*	100	56
	1999	0	5	2	1	*	*	*	10	27	30	19	6	*	100	55

D: excepted or disapplied under Sections 364 or 365 of the Education Act 1996.

Wedi'u heithrio neu wedi'u datgymhwyso o dan Adrannau 364 a 365 o Ddeddf Addysg 1996.

A: failed to register a level due to absence/wedi methu â chofrestru lefel oherwydd absenoldeb

B: not entered for tests because they are working outside the levels of the tests/heb eu cofrestru am y prawf oherwydd eu bod yn gweithio y tu allan i lefelau profion.

N: failed to register a level for reasons other than absence/wedi methu â chofrestru lefel ac eithrio absenoldeb

W: Working towards level 1./Yn gweithio tuag at lefel 1.

*: not applicable/dim yn gymwys.

SUMMARY OF KEY STAGE 3 RESULTS: 1996-1999
CRYNODEB O GANLYNIADAU CYFNOD ALLWEDDOL 3:1996-1999

percentage of girls at each level/canran y merched ar bob lefel

		D	A	N	B	W	1	2	3	4	5	6	7	8+	Total Cyfanswm	5+
English/Saesneg																
TA/AA	1996	0	1	0	*	0	0	3	8	20	33	23	11	1	100	68
	1997	0	1	0	*	0	0	2	7	21	34	24	10	1	100	69
	1998	0	1	0	*	0	0	2	7	18	33	26	12	1	100	72
	1999	0	1	1	*	0	0	2	6	19	34	25	11	1	100	71
Test/Task Prawf/Tasg	1996	0	5	1	*	0	0	2	8	19	33	21	10	1	100	65
	1997	0	4	1	*	0	0	2	5	20	35	24	8	1	100	68
	1998	0	5	1	2	*	*	*	5	15	34	27	11	0	100	72
	1999	0	4	1	2	*	*	*	6	17	35	24	11	*	100	70
Welsh/Cymraeg																
TA/AA	1996	0	0	0	*	0	0	1	5	20	29	30	14	1	100	74
	1997	0	0	0	*	0	0	1	6	18	25	32	15	3	100	75
	1998	0	0	0	*	0	0	1	4	15	29	31	17	3	100	80
	1999	0	0	1	*	0	0	0	5	15	31	32	15	1	100	79
Test/Task Prawf/Tasg	1996	0	2	0	*	0	0	1	3	17	28	32	14	3	100	78
	1997	0	3	0	*	0	0	1	4	15	26	31	17	3	100	77
	1998	0	2	0	*	0	0	1	3	15	28	32	17	2	100	79
	1999	0	2	0	0	*	*	*	4	15	32	31	16	*	100	79
Mathematics/Mathemateg																
TA/AA	1996	0	0	0	*	0	0	2	12	24	27	23	11	1	100	62
	1997	0	0	0	*	0	0	2	11	23	27	25	11	1	100	54
	1998	0	1	0	*	0	0	2	10	22	28	25	11	1	100	65
	1999	0	1	1	*	0	0	1	10	23	28	24	11	1	100	64
Test/Task Prawf/Tasg	1996	0	5	2	*	0	0	2	11	24	24	22	9	1	100	56
	1997	0	5	1	*	0	0	2	11	23	24	25	9	0	100	58
	1998	0	5	1	1	*	*	*	10	23	25	25	10	*	100	60
	1999	0	5	2	1	*	*	*	10	22	26	23	11	*	100	60
Science/Gwyddoniaeth																
TA/AA	1996	0	1	0	*	0	0	2	11	26	32	22	6	0	100	60
	1997	0	1	0	*	0	0	1	9	25	33	23	8	0	100	64
	1998	0	1	0	*	0	0	1	10	26	31	23	8	0	100	62
	1999	0	1	1	*	0	0	1	11	26	31	21	8	0	100	60
Test/Task Prawf/Tasg	1996	0	6	0	*	0	0	2	10	27	34	17	4	0	100	55
	1997	0	6	0	*	0	0	1	7	26	31	22	7	0	100	60
	1998	0	5	3	1	*	*	*	11	26	29	19	6	*	100	54
	1999	0	5	1	1	*	*	*	10	28	30	19	6	*	100	55

D: *excepted or disappled under Sections 364 or 365 of the Education Act 1996.*

Wedi'u heithrio neu wedi'u datgymhwyso o dan Adrannau 364 a 365 o Ddeddf Addysg 1996.

A: *failed to register a level due to absence/wedi methu â chofrestru lefel oherwydd absenoldeb*

B: *not entered for tests because they are working outside the levels of the tests/heb eu cofrestru am y prawf oherwydd eu bod yn gweithio y tu allan i lefelau profion.*

N: *failed to register a level for reasons other than absence/wedi methu â chofrestru lefel ac eithrio absenoldeb*

W: *Working towards level 1./Yn gweithio tuag at lefel 1.*

*: *not applicable/dim yn gymwys.*

SUMMARY OF KEY STAGE 3 RESULTS: 1996-1999
CRYNODEB O GANLYNIADAU CYFNOD ALLWEDDOL 3:1996-1999

percentage of boys and girls at each level/canran y bechgyn a'r merched ar bob lefel

		D	A	N	B	W	1	2	3	4	5	6	7	8+	Total Cyfanswm	5+
English/Saesneg																
TA/AA	1996	0	0	0	*	0	1	4	12	24	31	19	8	1	100	59
	1997	0	1	0	*	0	1	3	10	25	32	19	8	1	100	60
	1998	0	1	0	*	0	1	3	11	22	32	21	8	1	100	62
	1999	0	1	1	*	0	1	3	10	22	33	21	8	0	100	62
	Test/Task Prawf/Tasg	1996	0	5	1	*	0	1	4	11	22	30	18	8	0	100
	1997	0	5	1	*	0	1	3	6	25	33	19	6	1	100	59
	1998	1	5	2	3	*	*	*	8	19	32	22	8	*	100	62
	1999	0	4	3	3	*	*	*	9	20	33	20	8	*	100	61
Welsh/Cymraeg																
TA/AA	1996	0	0	0	*	0	0	3	9	25	28	24	10	1	100	63
	1997	0	0	0	*	0	0	2	9	22	27	27	11	2	100	67
	1998	0	0	0	*	0	0	1	7	21	30	26	13	2	100	71
	1999	0	0	0	*	0	0	1	8	19	32	27	12	1	100	72
	Test/Task Prawf/Tasg	1996	0	2	0	*	0	0	2	5	22	30	26	11	2	100
	1997	0	3	0	*	0	0	1	7	20	27	27	13	2	100	69
	1998	0	2	0	*	0	0	1	6	20	29	27	13	2	100	71
	1999	0	2	1	1	*	*	*	6	19	32	27	12	*	100	71
Mathematics/Mathemateg																
TA/AA	1996	0	1	0	*	0	0	2	13	24	27	22	10	1	100	60
	1997	0	1	0	*	0	0	2	12	23	26	24	11	1	100	62
	1998	0	1	0	*	0	0	2	11	22	27	24	12	1	100	64
	1999	0	1	1	*	0	0	1	11	23	27	23	12	1	100	63
	Test/Task Prawf/Tasg	1996	0	6	1	*	0	0	2	12	24	23	22	9	1	100
	1997	0	5	1	*	0	0	1	11	23	24	24	10	1	100	59
	1998	0	5	1	1	*	*	*	10	23	24	25	11	*	100	60
	1999	0	5	2	1	*	*	*	10	22	25	23	12	*	100	60
Science/Gwyddoniaeth																
TA/AA	1996	0	1	0	*	0	0	2	12	27	31	21	6	0	100	58
	1997	0	0	0	*	0	0	2	10	26	31	23	8	0	100	62
	1998	0	1	0	*	0	0	2	11	26	30	22	8	0	100	60
	1999	0	1	1	*	0	0	2	11	26	30	21	8	0	100	59
	Test/Task Prawf/Tasg	1996	0	7	1	*	0	0	2	10	26	33	17	4	0	100
	1997	0	6	1	*	0	0	1	8	24	30	23	7	0	100	60
	1998	0	5	3	1	*	*	*	11	25	29	19	7	*	100	55
	1999	0	5	2	1	*	*	*	10	27	30	19	6	*	100	55

D: excepted or disapplied under Sections 364 or 365 of the Education Act 1996.

Wedi'u heithrio neu wedi'u datgymhwyso o dan Adrannau 364 a 365 o Ddeddf Addysg 1996.

A: failed to register a level due to absence/wedi methu â chofrestru lefel oherwydd absenoldeb

B: not entered for tests because they are working outside the levels of the tests/heb eu cofrestru am y prawf oherwydd eu bod yn gweithio y tu allan i lefelau profion.

N: failed to register a level for reasons other than absence/wedi methu â chofrestru lefel ac eithrio absenoldeb

W: Working towards level 1/Yn gweithio tuag at lefel 1.

*: not applicable/dim yn gymwys.

Notes / Nodiadau

Notes / Nodiadau