

Entrants to and Qualifiers from Welsh Higher Education Institutions by Subject Area

An analysis of entrants to and qualifiers from higher education courses at Welsh Higher Education Institutions for the four year period from 2002/03 to 2005/06 by subject area, mode and level of study

Contents

Chapter		Page
	Introduction	5
	Summary	7
1	Overview	10
	by Subject Area	14
2	Medicine and Dentistry	22
3	Subjects Allied to Medicine	26
4	Biological Sciences	31
	by Principal Subject	35
5	Agriculture & Related Subjects	41
6	Physical Sciences	45
	by Principal Subject	49
7	Mathematical Sciences	55
	by Principal Subject	59
8	Computer Science	65
	by Principal Subject	69
9	Engineering and Technology	75
	by Principal Subject	79
10	Architecture, Building and planning	87
11	Social Studies	91
12	Law	96
13	Business and Administrative Studies	101
14	Mass Communications and Documentation	106
	by Principal Subject	110
15	Languages	116
	by Principal Subject	121
16	Historical and Philosophical Studies	129
17	Creative Arts and Design	133
18	Education	137
19	Combined	141
20	Initial Teacher Training leading to Qualified Teacher Status	145
21	Comparison of Physical Sciences, Mathematical Sciences, Engineering and Technology and Languages Entrants and Qualifiers at Welsh and English HEIs	149
Appendix		
A	HESA Definitions	153
B	Data Definitions	158
C	Equalities and Welsh Medium data	160

Introduction

This report presents an analysis of entrants to and qualifiers from higher education courses at Welsh Higher Education Institutions (HEIs) for the four year period from 2002/03 to 2005/06 by subject area, mode and level of study. The data source is the Higher Education Statistics Agency (HESA) Student Record.

The main focus of this study is to provide quantitative information about the number of entrants to and qualifiers from higher education courses at Welsh HEIs in nineteen broad subject areas.

There are twenty chapters, each following the same layout for ease of reference, the first being an overview of all entrants to and qualifiers from Welsh HEIs across the period. Additional analysis by principal subject is included in chapters on the following subject areas:

- Biological Sciences
- Physical Sciences
- Mathematical Sciences
- Computer Science
- Engineering and Technology
- Mass communications and documentation
- Languages

HEFCW recently commissioned a report into “Subjects of Broader Importance in Wales” and has, as a result, set aside some funding in order to support demand-led initiatives to support these subjects. In order to ensure the most cost effective way to support this, it was agreed that HEFCW would work with colleagues in HEFCE, in the first instance, with a view to extending their current initiatives with the professional bodies, into Wales. At present, these subjects are Physics, Chemistry, Engineering and Mathematics.

A further chapter presenting a comparison of Physical Sciences, Mathematical Sciences, Engineering and Technology and Languages entrants and qualifiers at Welsh and English HEIs has been included in this report. This chapter does not follow the same layout as other chapters. Subject areas covered by this chapter are more extensive than those considered as Subjects of Broader Importance in Wales. This is because the figures for these subjects in Wales are small and therefore may be subject to large percentage fluctuations, whereas the figures for England are larger and more stable. The subject areas Physical Sciences, Mathematical Sciences, and Engineering and Technology were selected in order to provide a meaningful comparison. Languages have also been included in this chapter as the provision of Modern Foreign Languages is also topical.

Analysing the number of entrants in each year instead of the number of total enrolments helps to give a clearer view of demand in each subject area. Analysing qualifiers helps to provide a view of the numbers qualified in each subject area entering the workforce. The number of full-time equivalents (FTEs) has been provided for part-time entrants as this provides a measure of the volume of activity.

In this report, an entrant is an enrolment of an individual who is in the first year of their course. It is possible for students to be enrolled on more than one course at a time. Where entrants or qualifiers are studying courses which span more than one subject area

then the data have been split across subjects using subject apportionment e.g. a student entering or qualifying from a course in both Mathematics and Computing would be counted as 0.5 in Mathematics and 0.5 in Computing, further, when considering FTEs, half of the FTE would be counted in each subject. Subject apportionment is described in Appendix A. Throughout this document, when referring to entrants, qualifiers or students it is the total of the proportions of entrants, qualifiers or students in each subject that is being referred to and does not necessarily equate to the same number of individuals.

This report looks at changes in the numbers of entrants and qualifiers over a four year period. Although the data reflect the changing demands of students, it is also important to remember that for some subjects, such as Medicine and Dentistry and Initial Teacher Training leading to Qualified Teacher Status, numbers of places are controlled by government quotas. Changes can also be affected by how institutions decide to code their activity.

When considering change at some levels of the analysis, data for Wales are small and are therefore subject to large percentage fluctuations. Caution should be exercised in drawing conclusions about these changes. In addition, small initiatives with high volume e.g. associate studentship scheme at University of Glamorgan, can have a large impact on the figures. For more information about the associate studentship scheme see Appendix B. Part-time other undergraduate entrants and qualifiers are the areas particularly likely to be affected by such initiatives.

In all tables, values less than 5 have been expressed as *. Values greater than 4 which have been removed in order to prevent recalculation of values less than 5 have been expressed as +.

It is not within the scope of this study to provide a detailed equality analysis for entrants and qualifiers by subject area, however the following information can be found in Appendix C:

- Entrants and qualifiers by principal subject area, mode and each of the following equality strands; Gender, Ethnicity, Disability and Age, for 2005/06.
- Entrants and qualifiers who have studied some or all of their course through the medium of Welsh in 2005/06, by principal subject area.

Summary

Entrants

At Welsh HEIs, across the four year period 2002/03 to 2005/06:

- Full-time entrants increased by 4 per cent
- Full-time postgraduate entrants increased by 10 per cent
- Full-time first degree entrants increased by 6 per cent
- Full-time other undergraduate entrants decreased by 25 per cent

- The number of full-time entrants increased by more than 15 per cent in the following subject areas:
 - Mathematical Sciences (29 per cent)
 - Architecture, Building and Planning (24 per cent)
 - Mass Communications and Documentation (22 per cent)
 - Education (22 per cent)
 - Biological Sciences (18 per cent)

- The number of full-time entrants decreased by more than 15 per cent in the following subject areas:
 - Computer Science (26 per cent)
 - Combined (24 per cent)
 - Agriculture and Related Subjects (17 per cent)

- Part-time entrants increased by 8 per cent
- Part-time postgraduate entrants increased by 6 per cent
- Part-time first degree entrants increased by 29 per cent
- Part-time other undergraduate entrants rose by 6 per cent

- The number of part-time entrants increased by more than 15 per cent in the following subject areas:
 - Medicine and Dentistry (84 per cent)
 - Biological Sciences (66 per cent)
 - Mathematical Sciences (47 per cent – between 2003/04 and 2005/06)
 - Creative Arts and Design (45 per cent)
 - Subjects Allied to Medicine (37 per cent)
 - Physical Sciences (27 per cent)
 - Education (22 per cent)
 - Architecture, Building and Planning (21 per cent)
 - Mass Communications and Documentation (18 per cent)

- The number of part-time entrants decreased by more than 15 per cent in the following subject areas:
 - Historical and Philosophical Studies (36 per cent)
 - Law (18 per cent)
 - Computer Science (17 per cent)
 - Combined (17 per cent)

- The volume of part-time activity (FTEs) fell by 12 per cent
- Part-time postgraduate FTEs fell by 10 per cent
- Part-time first degree FTEs rose by 31 per cent
- Part-time other undergraduate FTEs fell by 20 per cent

- Across the period there was a lot of change in the volume of part-time activity in most subject areas. Subject areas which saw the biggest increases were:
 - Physical Sciences (88 per cent)
 - Medicine and Dentistry (81 per cent)
 - Mathematical Sciences (63 per cent – between 2003/04 and 2005/06)
 - Architecture, Building and Planning (40 per cent)

- Subject areas which saw the biggest decreases in volume of part-time activity were:
 - Combined (56 per cent)
 - Computer Science (38 per cent)
 - Mass Communications and Documentations (35 per cent)

A comparison between Welsh and English HEIs of four subject areas across the four year period* showed:

- In Wales, Physical Sciences entrants, as a proportion of all entrants started and ended the period at the same level, at 3.2 per cent. In England this proportion rose by 0.3 of a percentage point to reach 2.9 per cent.
- Mathematical Sciences entrants, as a proportion of all entrants started and ended the period at a similar level in both countries; 0.6 per cent in Wales and 1.2 per cent in England.
- In Wales, Engineering and Technology entrants, as a proportion of all entrants, fell by 0.2 of a percentage point to 6.2 per cent, while in England this proportion fell by 0.2 of a percentage point to 5.0 per cent.
- In Wales, Languages entrants, as a proportion of all entrants rose by 0.9 of a percentage point to 3.3 per cent. In England this proportion started and ended the period at 3 per cent.

*three year period 2003/04 to 2005/06 for Mathematical Sciences.

Qualifiers

At Welsh HEIs, across the four year period 2002/03 to 2005/06:

- Full-time qualifiers increased by 12 per cent.
- Full-time postgraduate qualifiers increased by 17 per cent.
- Full-time first degree qualifiers increased by 13 per cent.
- Full-time other undergraduate qualifiers decreased by 7 per cent.

- Numbers obtaining qualifications after studying full-time increased by more than 15 per cent in the following subject areas:
 - Historical and Philosophical Studies (25 per cent)
 - Engineering and Technology (23 per cent)

- Medicine and Dentistry (21 per cent)
 - Biological Sciences (21 per cent)
 - Subjects Allied to Medicine (19 per cent)
 - Physical Sciences (18 per cent)
- Numbers obtaining qualifications after studying full-time decreased by more than 15 per cent in the following subject areas:
 - Agriculture and Related Subjects (20 per cent)
 - Combined (16 per cent)
 - Part-time qualifiers increased by 56 per cent*.
 - Part-time qualifiers represented 42 per cent of all qualifiers in 2005/06, a rise of 8 percentage points on 2002/03.
 - Part-time postgraduate qualifiers increased by 27 per cent.
 - Part-time first degree qualifiers increased by 14 per cent.
 - Part-time other undergraduate qualifiers rose by 78 per cent*.
 - There were large increases in the numbers qualifying after studying part-time in most subjects. Subjects areas which saw increases greater than 100 per cent were:
 - Physical Sciences (308 per cent)
 - Languages (298 per cent)*
 - Social Studies (184 per cent)*
 - Creative Arts and Design (173 per cent)
 - Historical and Philosophical Studies (140 per cent)
 - Subjects Allied to Medicine (104 per cent)*

The two subject areas which saw decreases in the number of part-time qualifiers were:

- Combined (33 per cent)
- ITT (QTS) (17 per cent)

A comparison between Welsh and English HEIs of four subject areas across the four year period** showed:

- In Wales, those qualifying in Physical Sciences, as a proportion of all qualifiers, rose by 0.2 of a percentage point to 3.5 per cent. In England this proportion started and ended the period at a similar level; 3.1 per cent in 2005/06.
- Those qualifying in Mathematical Sciences, as a proportion of all qualifiers started and ended the period at a similar level in both countries; 0.6 per cent in Wales and 1.2 per cent in England.
- Those qualifying in Engineering and Technology, as a proportion of all qualifiers remained at a similar level in both countries; 6.6 per cent in Wales, 5.5 per cent in England.
- In Wales, those qualifying in Languages, as a proportion of all qualifiers fell by 0.4 of a percentage point to 0.8 per cent. In England this proportion started and ended the period at a similar level at 2.3 per cent.

*partly due to large numbers qualifying after studying part-time for other undergraduate courses from dormant status or from associate studentships (see Overview chapter).

**three year period 2003/04 to 2005/06 for Mathematical Sciences.

1. Overview

Entrants

Mode

In 2005/06, 32,205 students started full-time courses at Welsh HEIs, an increase of 4 per cent on the number of full-time entrants in 2002/03.

Across the same period, entrants to part-time courses increased by 8 per cent to reach 30,578 in 2005/06. Part-time entrants accounted for 49 per cent of all entrants in 2005/06, an increase of one percentage point since 2002/03.

Although the numbers of students starting part-time courses increased, the volume of part-time activity for entrants decreased. When considering FTEs it can be seen that the number of part-time entrant FTEs fell by 12 per cent to reach 8,717 in 2005/06 and the average FTE for part-time entrants fell from 35 per cent in 2002/03 to 29 per cent in 2005/06.

Level

Full-time

Although there was an increase of 4 per cent in full-time entrants across the period, this was not the case for individual levels of entry. In 2005/06, 7,521 entrants started full-time postgraduate courses, an increase of 10 per cent on 2002/03, and 22,135 entrants started full-time first degree courses, an increase of 6 per cent on 2002/03. The number of entrants starting full-time other undergraduate courses fell by a quarter to reach 2,549 in 2005/06. Across the period the majority of full-time entrants started first degree courses.

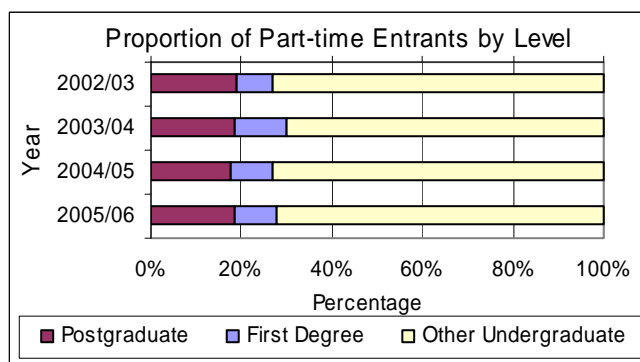
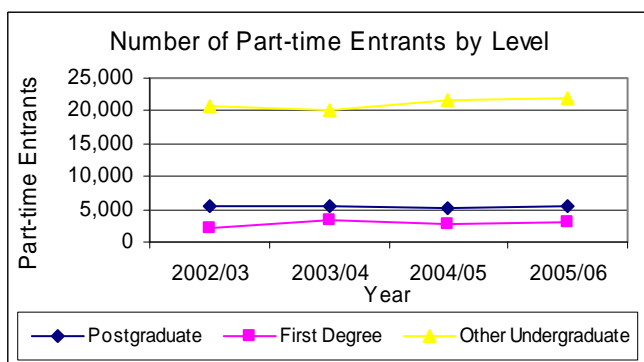
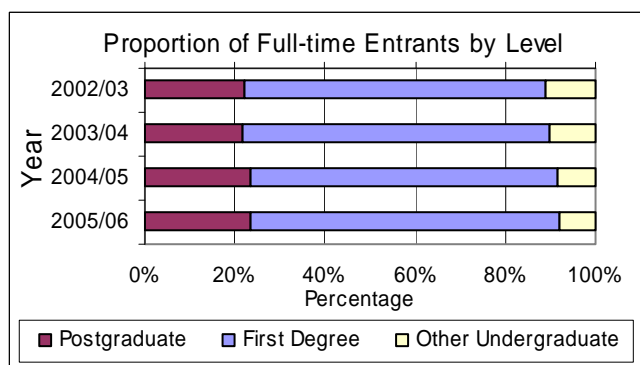
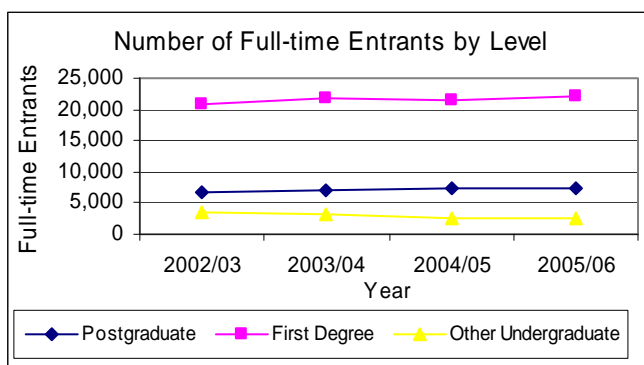
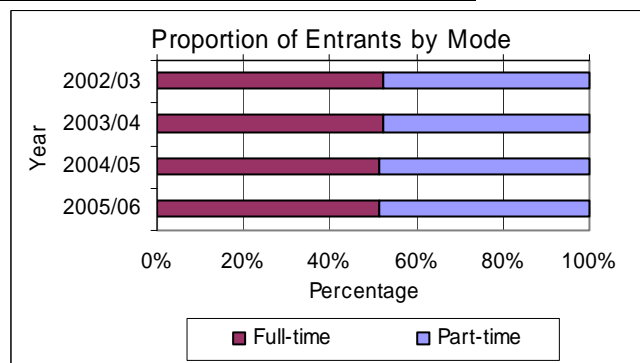
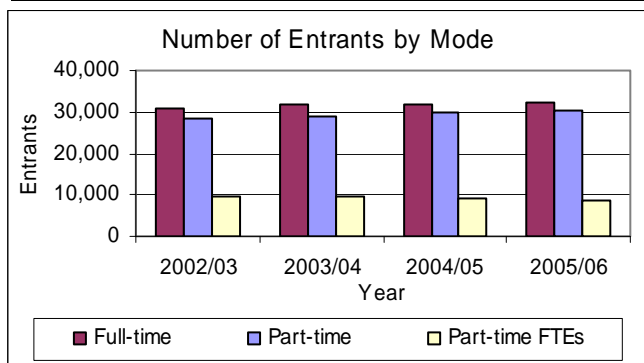
Part-time

As with full-time entrants, the increase in part-time entrants was quite different when considering level of entry separately. In 2005/06, 5,640 entrants started part-time postgraduate study, an increase of 6 per cent on 2002/03, and entrants starting part-time first degree courses increased by nearly a third to reach 2,899. Those entering part-time other undergraduate study rose by 6 per cent to reach 22,039 by 2005/06. The majority of part-time entrants were studying other undergraduate courses.

Although there has been an increase in the number of part-time entrants at all levels, there has been a reduction in the volume of study at postgraduate and other undergraduate level. The number of part-time entrant FTEs at postgraduate level fell by a tenth and at other undergraduate level by a fifth. Part-time entrant FTEs at first degree level rose by nearly a third. The average FTE for part-time entrants at postgraduate level fell from 47 per cent to 40 per cent and at other undergraduate level from 31 per cent to 23 per cent. The average FTE for first degree at 48 per cent in 2005/06 was similar to that at the start of the period.

Table 1a: Entrants to HE courses at Welsh HEIs by Mode and Level

		Postgraduate	First Degree	Other Undergraduate	Total
Full-time Entrants	2002/03	6,830	20,804	3,402	31,036
	2003/04	6,930	21,729	3,276	31,935
	2004/05	7,406	21,621	2,599	31,626
	2005/06	7,521	22,135	2,549	32,205
	Net change	691	1,331	-853	1,169
Part-time Entrants	2002/03	5,339	2,256	20,730	28,325
	2003/04	5,398	3,299	20,188	28,885
	2004/05	5,219	2,811	21,683	29,713
	2005/06	5,640	2,899	22,039	30,578
	Net change	301	643	1,309	2,253
Part-time Entrant FTEs	2002/03	2,493	1,069	6,338	9,901
	2003/04	2,390	1,603	5,771	9,764
	2004/05	2,267	1,256	5,545	9,068
	2005/06	2,234	1,397	5,086	8,717
	Net change	-259	328	-1,252	-1,184



Qualifiers

Mode

In 2005/06, 24,064 students obtained a qualification through studying full-time, an increase of 12 per cent on the number in 2002/03.

Across the period, the number of students obtaining qualifications after studying part-time rose by 56 per cent to reach 17,643 in 2005/06. This large increase is explained later in this section.

The number of students obtaining a qualification after studying part-time accounted for 42 per cent of all qualifications obtained in 2005/06. This proportion has risen by 8 percentage points across the period, previously representing 34 per cent of all qualifications obtained in 2002/03.

Level

Full-time

Although the number of full-time qualifiers rose by 12 per cent across the period, this was not the case when considering the level at which the qualification was obtained. The number of full-time qualifiers obtaining postgraduate qualifications rose by 17 per cent to reach 5,749 in 2005/06; those obtaining first degrees rose by 13 per cent to reach 16,253; and those obtaining an other undergraduate qualification fell by 7 per cent to 2,062 in 2005/06. The majority of qualifications obtained after full-time study were first degrees.

Part-time

The number of part-time qualifiers rose by 56 per cent across the period; this was mostly due to a large increase in other undergraduate qualifiers which rose by 78 per cent across the period reaching 12,263 in 2005/06. Part-time qualifiers obtaining postgraduate qualifications rose by 27 per cent to 3,879 and those obtaining first degrees rose by 14 per cent to 1,501. The majority of qualifications obtained from part-time study were other undergraduate.

The large increase in other undergraduate qualifications is partly due to a large number of qualifications obtained from dormant status, some of which have been coded retrospectively and are therefore being reported in a different year to that in which they were obtained. The large increase also reflects a greater uptake of the associate studentship scheme at the University of Glamorgan (see table 1c).

Subject areas particularly affected by these issues are Subjects Allied to Medicine, Social Studies, Business and Administrative Studies and Languages.

Table 1b: Qualifiers from HE courses at Welsh HEIs by Mode and Level

		Postgraduate	First Degree	Other Undergraduate	Total
Full-time Qualifiers	2002/03	4,914	14,395	2,229	21,538
	2003/04	4,879	15,032	2,540	22,451
	2004/05	5,852	16,169	3,344	25,365
	2005/06	5,749	16,253	2,062	24,064
	Net change	835	1,858	-167	2,526
Part-time Qualifiers	2002/03	3,060	1,320	6,903	11,283
	2003/04	2,869	1,334	6,573	10,776
	2004/05	3,668	1,521	9,679	14,868
	2005/06	3,879	1,501	12,263	17,643
	Net change	819	181	5,360	6,360

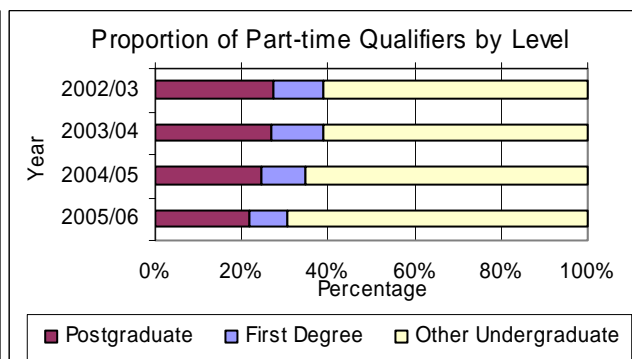
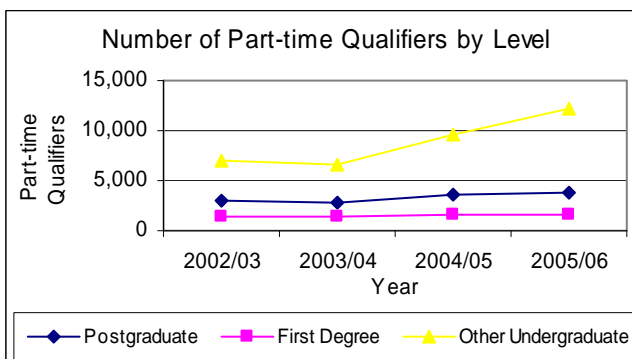
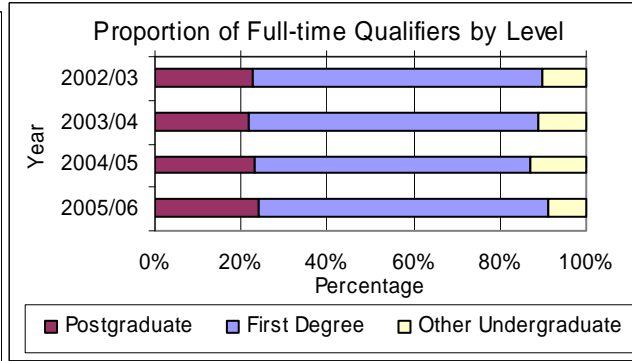
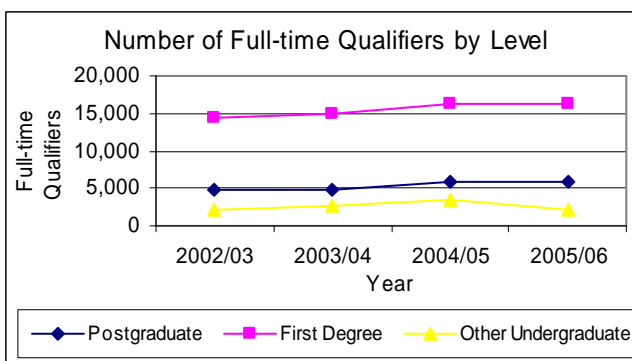
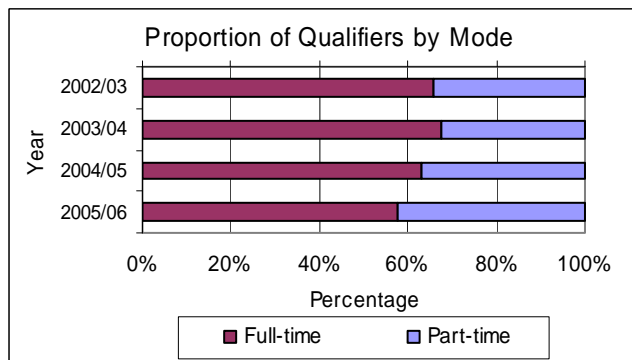
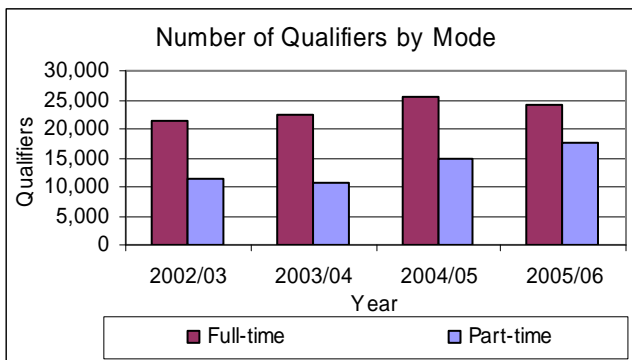


Table 1c: Part-time Other Undergraduate Qualifiers at Welsh HEIs

	Part-time other undergraduate qualifiers			
	2002/03	2003/04	2004/05	2005/06
Active mode of study	5,920	5,643	7,136	7,143
Dormant status	401	+	1,400	2,449
Associate studentships at University of Glamorgan	582	*	1,143	2,671
Total	6,903	6,573	9,679	12,263
% Dormant status	6%	14%	14%	20%
% Associate studentships at University of Glamorgan	8%	0%	12%	22%

Overview by Subject Area

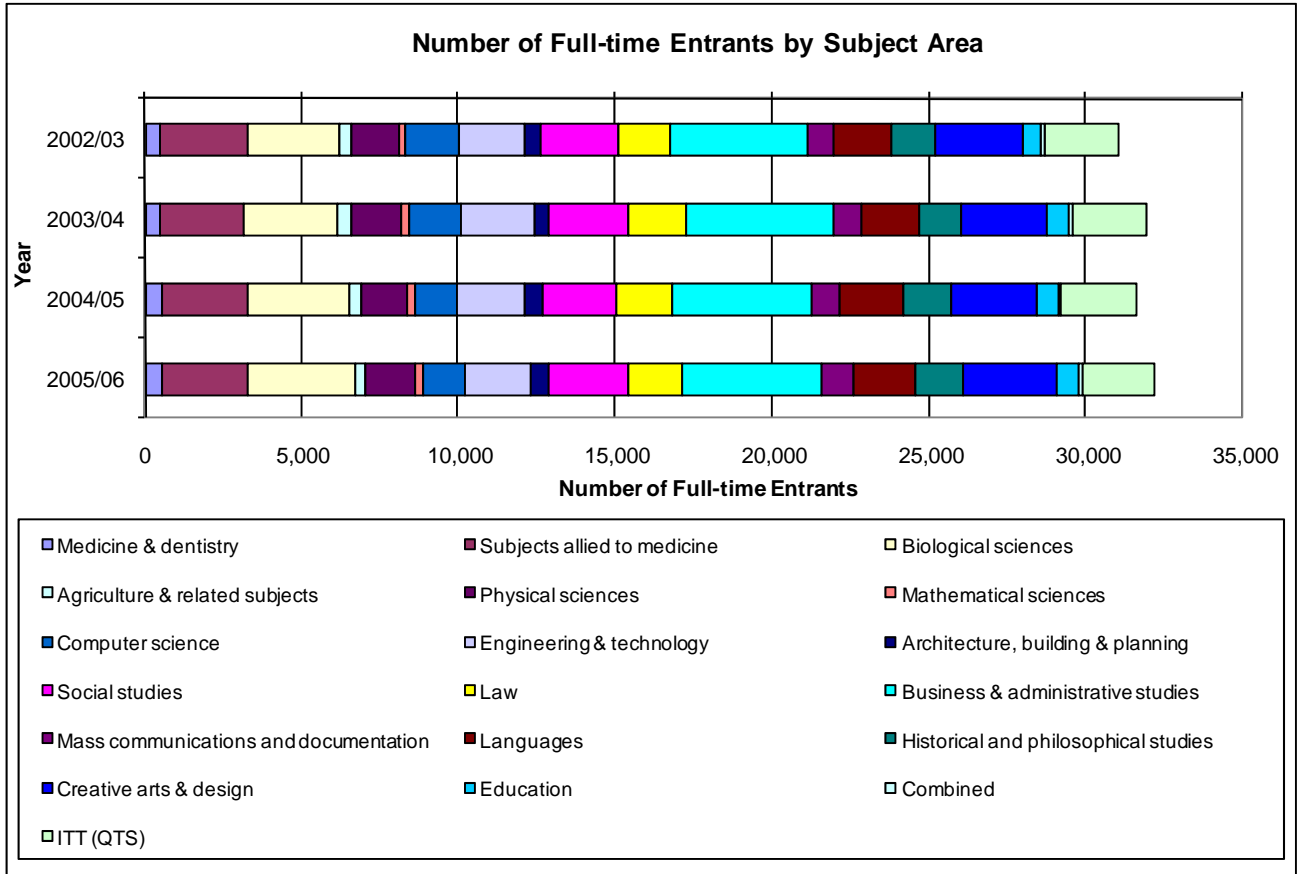
Full-time entrants

Subject areas which made up the biggest proportion of full-time entrants to Welsh HEIs were Business and Administrative Studies, Biological Sciences, Creative Arts and Design and Subjects Allied to Medicine, which together represented just over two fifths of all full-time entrants. Business and Administrative Studies was the subject area which represented the biggest proportion of all full-time entrants, representing 14 per cent each year, except in 2003/04 when this figure was 15 per cent. Each of the other three subject areas represented between 8 and 11 per cent in any one year.

Subject areas with the smallest proportions were Mathematical Sciences and Combined, each representing less than one per cent of all full-time entrants annually.

Table 1d: Entrants to Full-time HE Courses at Welsh HEIs by Subject Area

Subject Area	Number of Full-time Entrants				2005/06 Entrants as % of Total	% change 2002/03 to 2005/06
	2002/03	2003/04	2004/05	2005/06		
Medicine & dentistry	489	489	540	563	2%	15%
Subjects allied to medicine	2,751	2,646	2,730	2,680	8%	-3%
Biological sciences	2,925	3,023	3,247	3,458	11%	18%
Agriculture & related subjects	402	385	366	332	1%	-17%
Physical sciences	1,502	1,597	1,443	1,554	5%	3%
Mathematical sciences	236	294	299	305	1%	29%
Computer science	1,720	1,609	1,292	1,275	4%	-26%
Engineering & technology	2,105	2,346	2,162	2,143	7%	2%
Architecture, building & planning	468	495	579	579	2%	24%
Social studies	2,463	2,512	2,377	2,503	8%	2%
Law	1,659	1,826	1,782	1,698	5%	2%
Business & administrative studies	4,411	4,718	4,446	4,478	14%	2%
Mass communications and documentation	829	885	849	1,010	3%	22%
Languages	1,854	1,854	2,040	1,951	6%	5%
Historical and philosophical studies	1,375	1,359	1,545	1,517	5%	10%
Creative arts & design	2,766	2,711	2,697	3,046	9%	10%
Education	571	677	717	698	2%	22%
Combined	123	161	104	94	0%	-24%
ITT (QTS)	2,385	2,347	2,411	2,322	7%	-3%
Total	31,036	31,935	31,626	32,205	100%	4%



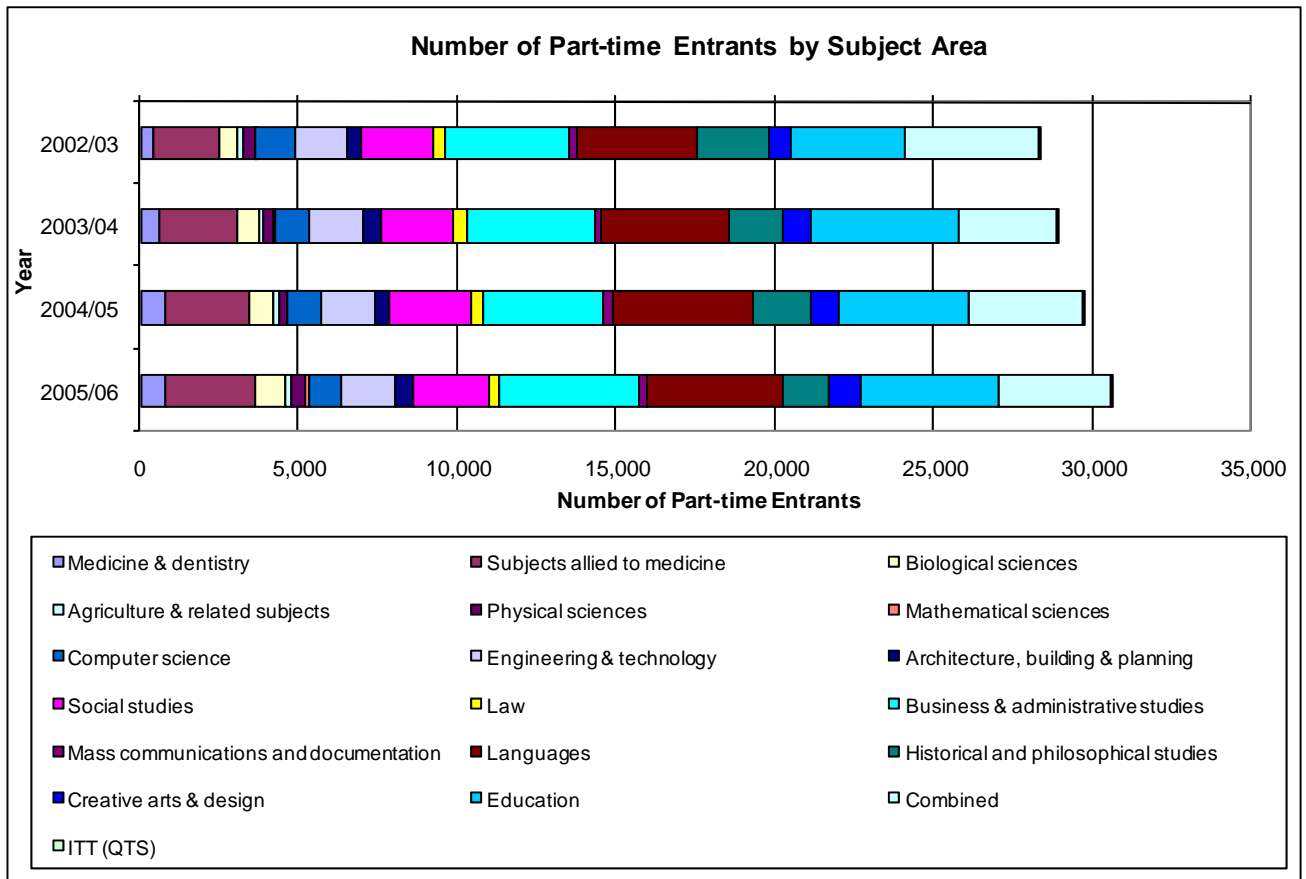
Part-time entrants

Subject areas which made up the biggest proportion of part-time entrants to Welsh HEIs were Business and Administrative Studies, Education, Languages and Combined, which together represented just over half of all part-time entrants, each subject area representing between 11 and 16 per cent in any one year.

Subject areas with the smallest proportions were Mass Communications and Documentation, Agriculture and Related Subjects, Mathematical Sciences and Initial Teacher Training leading to Qualified Teacher Status (ITT (QTS)) each representing less than one per cent of all part-time entrants annually.

Table 1e: Entrants to Part-time HE Courses at Welsh HEIs by Subject Area

Subject Area	Number of Part-time Entrants				2005/06 Entrants as % of Total	% change 2002/03 to 2005/06
	2002/03	2003/04	2004/05	2005/06		
Medicine & dentistry	416	604	806	764	2%	84%
Subjects allied to medicine	2,061	2,458	2,640	2,825	9%	37%
Biological sciences	586	679	744	973	3%	66%
Agriculture & related subjects	186	142	169	166	1%	-11%
Physical sciences	382	332	254	485	2%	27%
Mathematical sciences	*	57	+	+	0%	2191%
Computer science	1,217	1,063	1,058	1,009	3%	-17%
Engineering & technology	1,667	1,708	1,700	1,728	6%	4%
Architecture, building & planning	461	525	429	559	2%	21%
Social studies	2,229	2,279	2,577	2,377	8%	7%
Law	420	476	381	343	1%	-18%
Business & administrative studies	3,875	3,977	3,779	4,369	14%	13%
Mass communications and documentation	240	212	282	283	1%	18%
Languages	3,761	4,033	4,410	4,261	14%	13%
Historical and philosophical studies	2,290	1,694	1,824	1,459	5%	-36%
Creative arts & design	707	878	939	1,023	3%	45%
Education	3,575	4,637	4,074	4,356	14%	22%
Combined	4,245	3,125	3,606	3,511	11%	-17%
ITT (QTS)	*	8	*	*	0%	100%
Total	28,325	28,885	29,713	30,578	100%	8%



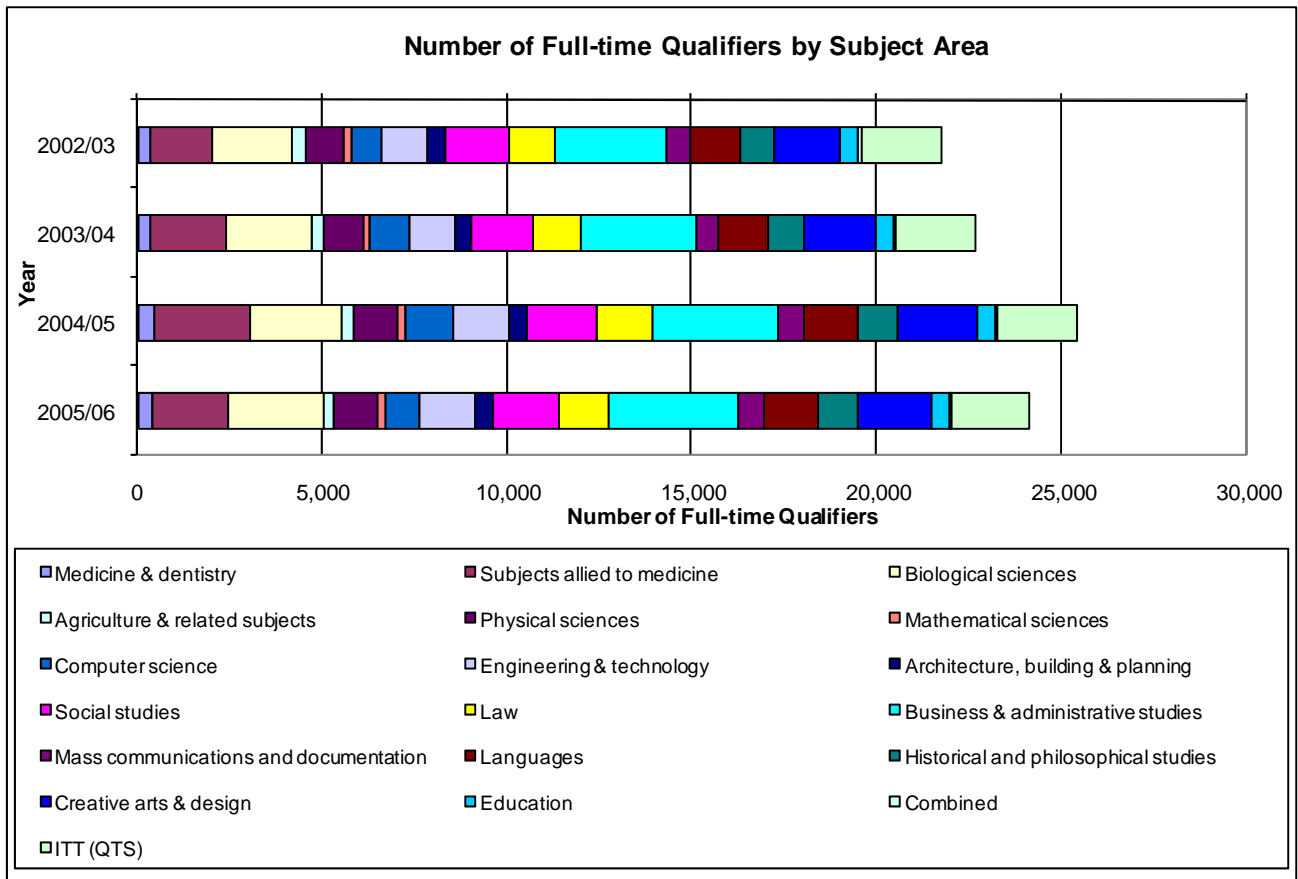
Full-time qualifiers

Subject areas which made up the biggest proportion of full-time qualifiers from Welsh HEIs were Business and Administrative Studies, Biological Sciences, ITT (QTS) and Subjects Allied to Medicine, together representing more than two fifths of all full-time qualifiers. Business and Administrative Studies was the subject area which represented the biggest proportion of all full-time qualifiers, representing between 13 and 15 per cent in any one year. Each of the other three subjects represented between 8 and 11 per cent annually.

Subject areas with the smallest representation were Mathematical Sciences and Combined each representing one per cent or less of full-time qualifiers annually.

Table 1f: Qualifiers from Full-time HE Courses at Welsh HEIs by Subject Area

Subject Area	Number of Full-time Qualifiers				2005/06 Qualifiers as % of Total	% change 2002/03 to 2005/06
	2002/03	2003/04	2004/05	2005/06		
Medicine & dentistry	339	327	440	410	2%	21%
Subjects allied to medicine	1,698	2,089	2,618	2,014	8%	19%
Biological sciences	2,147	2,296	2,474	2,591	11%	21%
Agriculture & related subjects	331	279	314	263	1%	-20%
Physical sciences	1,014	1,084	1,193	1,198	5%	18%
Mathematical sciences	213	192	207	208	1%	-2%
Computer science	841	1,033	1,266	923	4%	10%
Engineering & technology	1,234	1,254	1,526	1,513	6%	23%
Architecture, building & planning	461	410	462	455	2%	-1%
Social studies	1,696	1,649	1,875	1,783	7%	5%
Law	1,209	1,260	1,510	1,364	6%	13%
Business & administrative studies	3,050	3,091	3,415	3,515	15%	15%
Mass communications and documentation	597	598	718	669	3%	12%
Languages	1,337	1,312	1,416	1,445	6%	8%
Historical and philosophical studies	886	980	1,114	1,111	5%	25%
Creative arts & design	1,774	1,882	2,114	2,006	8%	13%
Education	498	511	507	462	2%	-7%
Combined	80	62	67	67	0%	-16%
ITT (QTS)	2,133	2,141	2,129	2,066	9%	-3%
Total	21,538	22,451	25,365	24,064	100%	12%



Part-time qualifiers

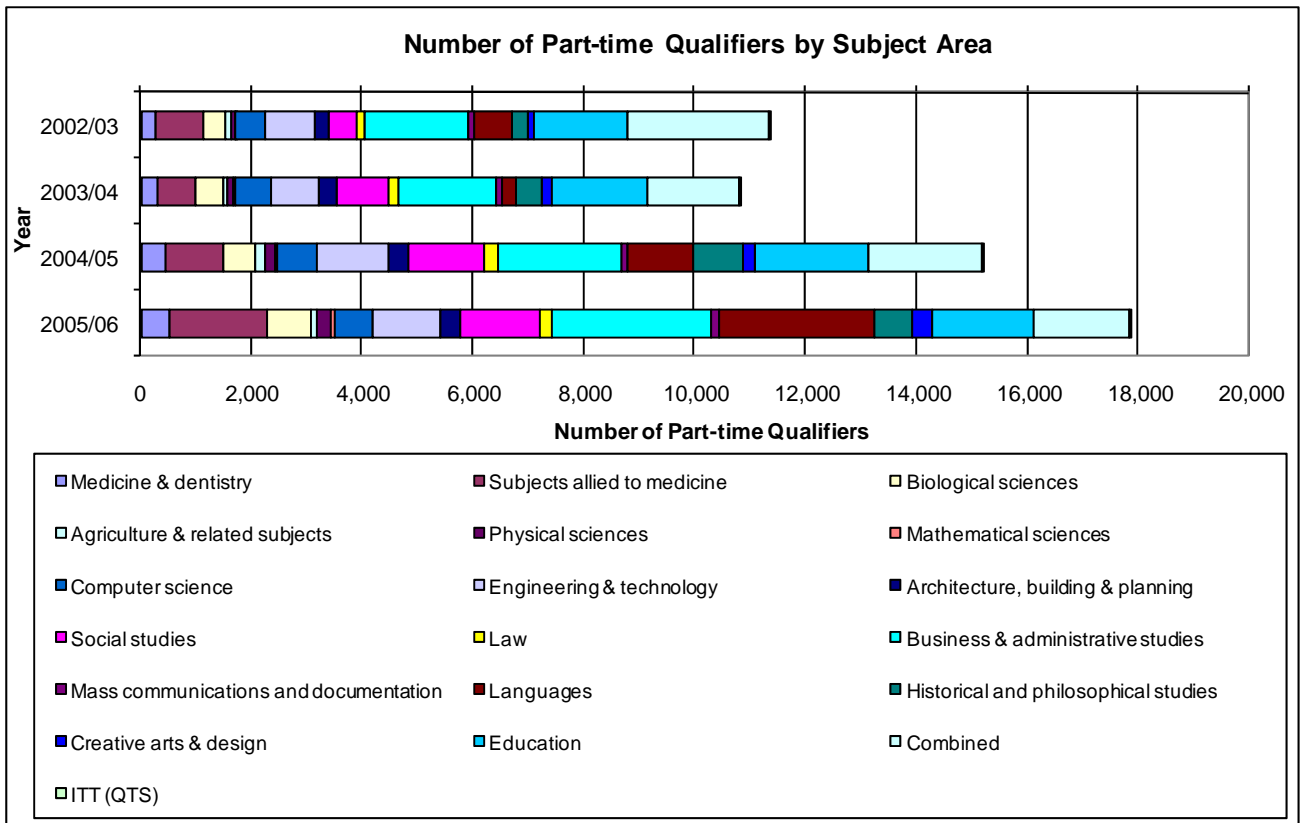
There were large increases in the number of part-time qualifiers from Welsh HEIs in Subjects Allied to Medicine, Social Studies, Business and Administrative Studies and Languages in 2004/05 and 2005/06 compared to earlier years. These subject areas have been particularly affected by the issues mentioned earlier, namely increased numbers of qualifiers from the associate studentship scheme at the University of Glamorgan and large numbers of qualifications obtained from dormant status.

Subject areas with greatest representation among part-time qualifiers were Business and Administrative Studies, Combined and Education, together representing just over half of all part-time qualifiers in 2002/03, just under half in 2003/04 and two fifths in 2004/05. In 2005/06, subject areas with greatest representation were Business and Administrative Studies, Languages and Education, together representing just over two fifths of all part-time qualifiers.

Subjects with the smallest amount of representation amongst part-time qualifiers were Mathematical Sciences and ITT (QTS), each representing less than a half of a per cent of all part-time qualifiers annually.

Table 1g: Qualifiers from Part-time HE Courses at Welsh HEIs by Subject Area

Subject Area	Number of Part-time Qualifiers				2005/06 Qualifiers as % of Total	% change 2002/03 to 2005/06
	2002/03	2003/04	2004/05	2005/06		
Medicine & dentistry	274	309	433	524	3%	91%
Subjects allied to medicine	854	671	1,050	1,746	10%	104%
Biological sciences	412	497	568	793	4%	93%
Agriculture & related subjects	91	102	164	91	1%	-1%
Physical sciences	66	88	183	268	2%	308%
Mathematical sciences	10	36	47	41	0%	313%
Computer science	525	660	677	691	4%	32%
Engineering & technology	908	841	1,303	1,221	7%	34%
Architecture, building & planning	254	313	328	305	2%	20%
Social studies	505	960	1,347	1,434	8%	184%
Law	151	157	227	177	1%	18%
Business & administrative studies	1,859	1,754	2,205	2,871	16%	54%
Mass communications and documentation	103	129	131	165	1%	60%
Languages	693	240	1,144	2,756	16%	298%
Historical and philosophical studies	273	474	883	655	4%	140%
Creative arts & design	126	183	214	345	2%	173%
Education	1,649	1,721	1,898	1,856	11%	13%
Combined	2,525	1,636	2,049	1,699	10%	-33%
ITT (QTS)	6	6	15	5	0%	-17%
Total	11,283	10,776	14,868	17,643	100%	56%



2. Medicine and Dentistry

Entrants

Mode

All undergraduate courses in Medicine and Dentistry are full-time, this is because Medicine and Dentistry are quota controlled subjects and are only funded at full-time undergraduate level. Postgraduate level provision is both full-time and part-time.

In 2005/06, 563 students started full-time courses in Medicine and Dentistry at Welsh HEIs, an increase of 74 or 15 per cent on the number of full-time entrants in 2002/03.

Entrants to part-time courses increased by 84 per cent from 416 in 2002/03 to 764 in 2005/06. Part-time entrants accounted for 58 per cent of all Medicine and Dentistry entrants in 2005/06, an increase of more than 10 percentage points since 2002/03.

As the numbers of students starting part-time courses increased, the volume of part-time activity also increased. Part-time entrant FTEs rose by 164 or 81 per cent reaching 367 in 2005/06. The average FTE for part-time entrants remained around 50 per cent throughout the period.

Level

Full-time

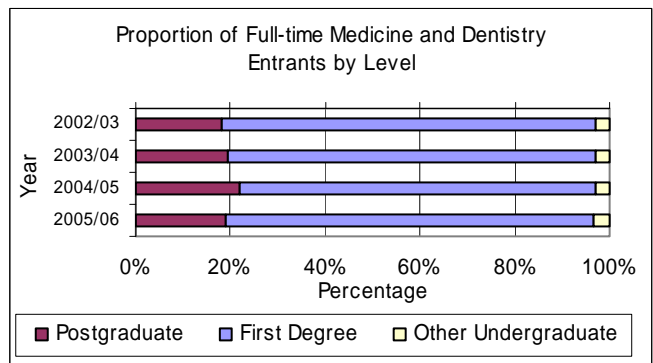
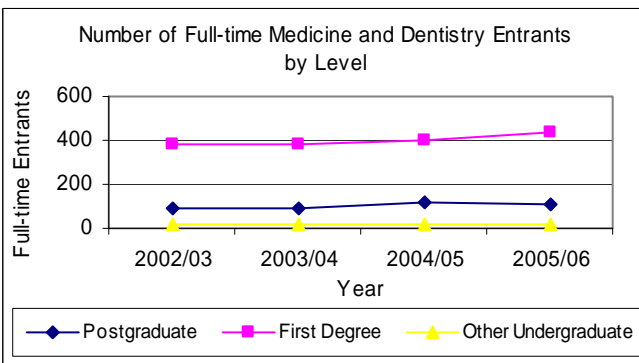
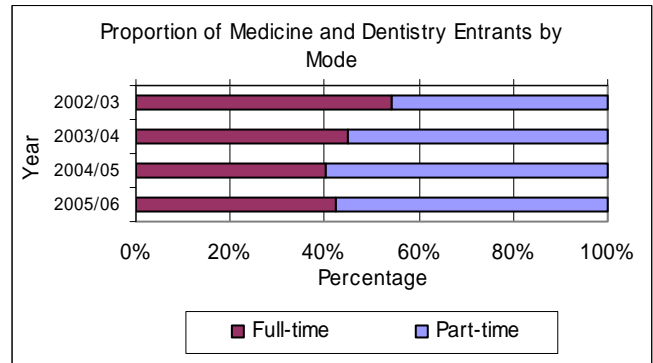
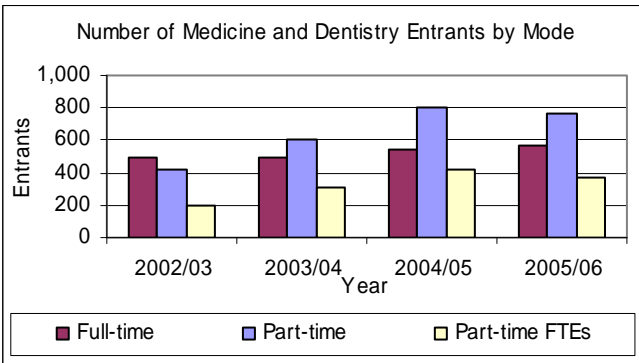
Although entrants to full-time Medicine and Dentistry courses increased by 15 per cent across the period, this was not the case for individual levels of entry. In 2005/06, there were 108 postgraduate, 435 first degree and 20 other undergraduate entrants to full-time Medicine and Dentistry courses, representing increases of 21, 13 and 33 per cent on 2002/03 figures respectively. Across the period the majority of full-time entrants started first degree courses.

Part-time

All part-time entrants are postgraduate.

Table 2a: Entrants to Medicine and Dentistry courses by Mode and Level

		Postgraduate	First Degree	Other Undergraduate	Total
Full-time Entrants	2002/03	89	385	15	489
	2003/04	94	380	15	489
	2004/05	119	404	17	540
	2005/06	108	435	20	563
	Net change	19	50	5	74
Part-time Entrants	2002/03	416	0	0	416
	2003/04	604	0	0	604
	2004/05	806	0	0	806
	2005/06	764	0	0	764
	Net change	348	0	0	348
Part-time Entrant FTEs	2002/03	202	0	0	202
	2003/04	303	0	0	303
	2004/05	420	0	0	420
	2005/06	367	0	0	367
	Net change	164	0	0	164



Qualifiers

Mode

In 2005/06, 410 students obtained a qualification in Medicine and Dentistry through studying full-time, an increase of 21 per cent on the number in 2002/03.

The number of students obtaining qualifications in Medicine and Dentistry after studying part-time rose by 91 per cent from 274 in 2002/03 to 524 in 2005/06. The number of students obtaining a qualification after studying part-time accounted for 56 per cent of all Medicine and Dentistry qualifications obtained in 2005/06. This proportion has risen by 11 percentage points across the period, previously representing 45 per cent of all qualifications obtained in 2002/03.

The large increase in students obtaining qualifications in Medicine and Dentistry after studying part-time is explained by large increases each year in the number of part-time qualifiers obtaining postgraduate diplomas.

Level

Full-time

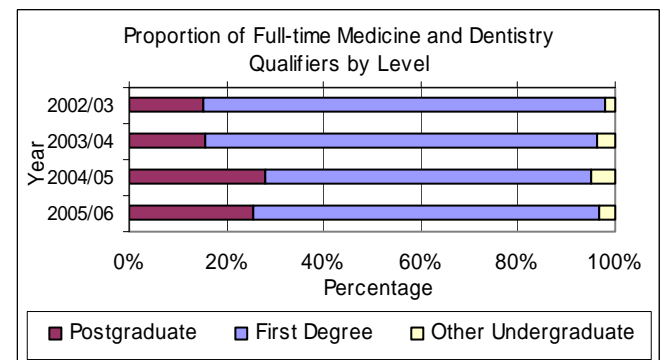
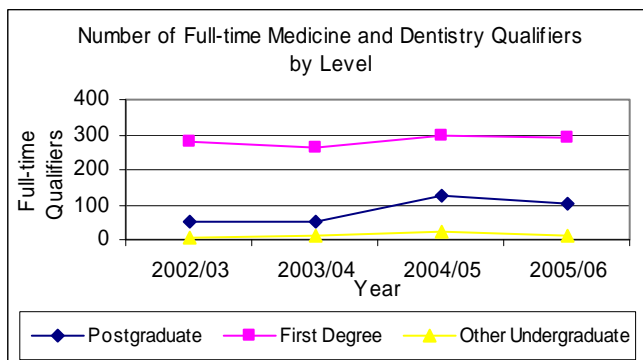
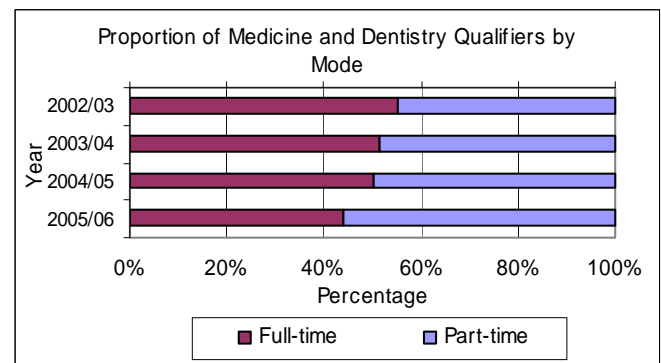
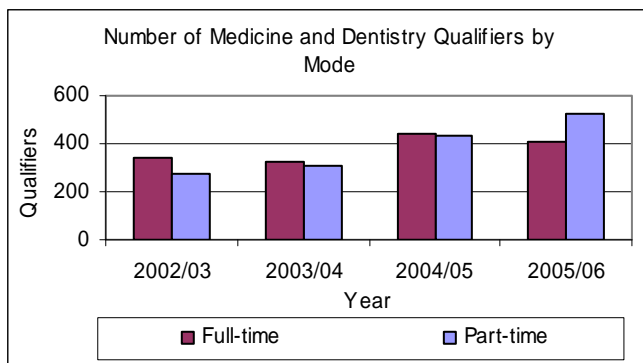
Although the number of full-time qualifiers rose by 21 per cent across the period, this proportion varied depending on the level of the qualification obtained. The number of full-time qualifiers obtaining postgraduate qualifications more than doubled to reach 105 in 2005/06, those obtaining first degrees rose by 4 per cent to reach 291. Those obtaining an other undergraduate qualification doubled to reach 14 in 2005/06, although there were small numbers in each year. The majority of qualifications obtained after full-time study were first degrees.

Part-time

All part-time qualifiers were postgraduate.

Table 2b: Qualifiers from Medicine and Dentistry courses by Mode and Level

		Postgraduate	First Degree	Other Undergraduate	Total
Full-time Qualifiers	2002/03	52	280	7	339
	2003/04	51	264	12	327
	2004/05	123	295	22	440
	2005/06	105	291	14	410
	Net change	53	11	7	71
Part-time Qualifiers	2002/03	274	0	0	274
	2003/04	309	0	0	309
	2004/05	433	0	0	433
	2005/06	524	0	0	524
	Net change	250	0	0	250



3. Subjects Allied to Medicine

Entrants

Mode

In 2005/06, 2,680 students started full-time courses in Subjects Allied to Medicine at Welsh HEIs, a fall of 3 per cent on the number of full-time entrants in 2002/03.

Across the same period, entrants to part-time courses increased by 37 per cent to reach 2,825 in 2005/06. Part-time entrants accounted for 51 per cent of all Subjects Allied to Medicine entrants in 2005/06, an increase of 8 percentage points since 2002/03.

Although the numbers of students starting part-time courses in Subjects Allied to Medicine increased, the volume of part-time activity did not increase at the same rate. When considering FTEs it can be seen that the number of part-time entrant FTEs rose by 19 per cent to reach 992 in 2005/06 and the average FTE for part-time entrants fell from 40 per cent in 2002/03 to 35 per cent in 2005/06.

Level

Full-time

Although full-time Subjects Allied to Medicine entrants fell by 3 per cent across the period, this was not the case for individual levels of entry; there were larger proportional increases at postgraduate and first degree level and a large fall in other undergraduate level. In 2005/06, 176 entrants started full-time postgraduate courses, an increase of 30 per cent on 2002/03, and 2,318 entrants started full-time first degree courses, an increase of 43 per cent on 2002/03. The number of entrants starting full-time other undergraduate courses fell by 81 per cent to reach 186 in 2005/06. Across the period the majority of full-time entrants started first degree courses.

Most of the change in first degree and other undergraduate levels is due to a change in practice with respect to the Diploma/Bachelor of Nursing. From 2004/05 students enrol on a Bachelor of Nursing and may be awarded either a first degree or a diploma.

Part-time

As with full-time entrants, the increase in part-time Subjects Allied to Medicine entrants was quite different when considering level of entry separately. In 2005/06, 578 entrants started part-time postgraduate study, an increase of 25 per cent on 2002/03, 420 entrants started part-time first degree courses, a rise of just 1 per cent, and 1,827 started part-time other undergraduate courses, a rise of 54 per cent on 2002/03. The majority of part-time entrants were studying other undergraduate courses.

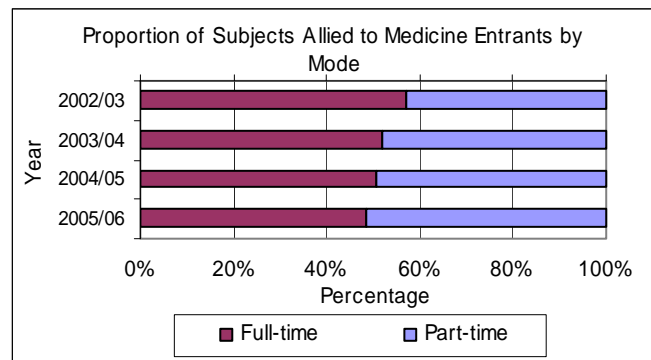
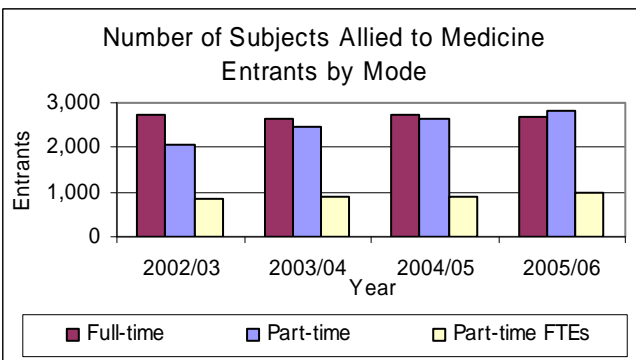
Increases in the volume of study followed a different pattern to increases in entrants. The volume of study at postgraduate level remained unchanged while there were increases in first degree and other undergraduate level. The number of part-time entrant FTEs at first

degree level rose by a quarter while at other undergraduate level they rose by 28 per cent. The average FTE for part-time entrants at postgraduate level fell from 49 per cent to 38 per cent and at other undergraduate level from 37 per cent to 31 per cent. The average FTE for first degree rose from 40 per cent in 2002/03 to 49 per cent in 2005/06.

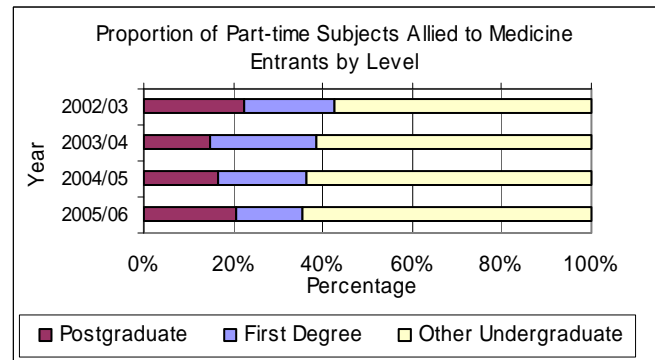
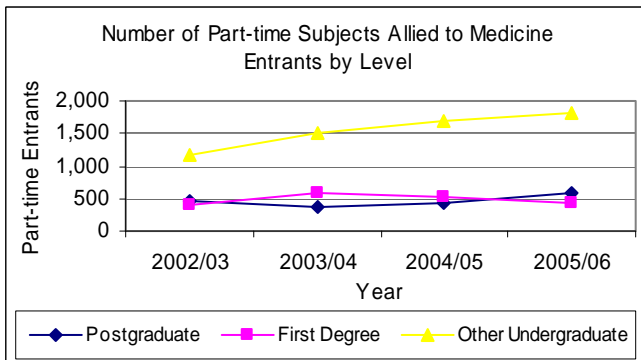
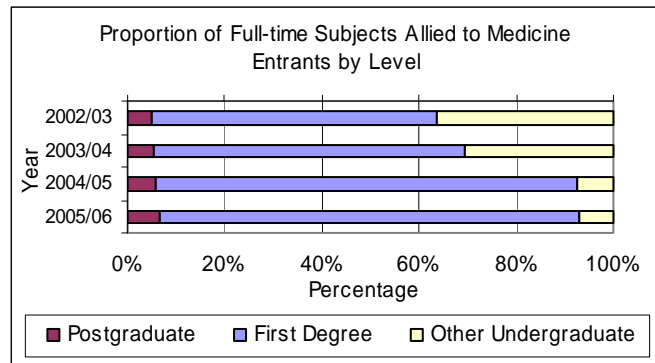
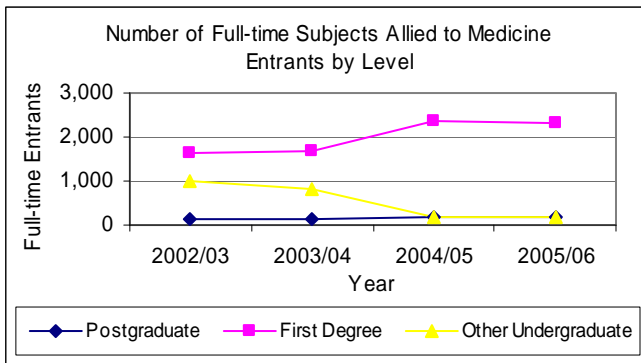
The large increases seen in other undergraduate part-time entrants are due to a rise in enrolments on institutional credits at Swansea University from 2003/04, at Cardiff University from 2004/05 and at the University of Glamorgan in 2005/06. The enrolments at the University of Glamorgan are associate studentship scheme enrolments (see the part-time qualifiers section of the Overview chapter).

Table 3a: Entrants to Subjects Allied to Medicine courses by Mode and Level

		Postgraduate	First Degree	Other Undergraduate	Total
Full-time Entrants	2002/03	136	1,616	999	2,751
	2003/04	146	1,691	809	2,646
	2004/05	163	2,369	198	2,730
	2005/06	176	2,318	186	2,680
	Net change	40	702	-813	-71
Part-time Entrants	2002/03	463	415	1,183	2,061
	2003/04	363	587	1,508	2,458
	2004/05	437	522	1,681	2,640
	2005/06	578	420	1,827	2,825
	Net change	115	5	644	764
Part-time Entrant FTEs	2002/03	225	166	439	831
	2003/04	161	239	502	902
	2004/05	187	184	514	885
	2005/06	222	208	563	992
	Net change	-4	41	123	161



Subjects Allied to Medicine



Qualifiers

Mode

In 2005/06, 2,014 students obtained a qualification in Subjects Allied to Medicine through studying full-time, an increase of 19 per cent on the number in 2002/03.

Across the period, the number of students obtaining qualifications after studying part-time more than doubled reaching 1,746 in 2005/06.

The number of students obtaining a qualification after studying part-time accounted for 46 per cent of all Subjects Allied to Medicine qualifications obtained in 2005/06. This proportion has risen by 13 percentage points across the period, previously representing 33 per cent of all qualifications obtained in 2002/03.

Level

Full-time

Although the number of full-time qualifiers in Subjects Allied to Medicine rose by 19 per cent across the period, this was not the case when considering the level at which the qualification was obtained. The number of full-time qualifiers obtaining postgraduate qualifications fell by 14 per cent to reach 100 in 2005/06, those obtaining first degrees rose by 72 per cent to reach 1,589 and those obtaining an other undergraduate qualification fell by 50 per cent to reach 325 in 2005/06. The majority of qualifications obtained after full-time study were first degrees.

The change from Diploma to Bachelor of Nursing noted earlier is reflected in the rise in full-time first degree qualifiers from 2004/05 onwards. A corresponding fall in full-time qualifiers at other undergraduate level is also seen, although the fall in 2004/05 is masked by a high number of foundation degree qualifiers at the University of Glamorgan.

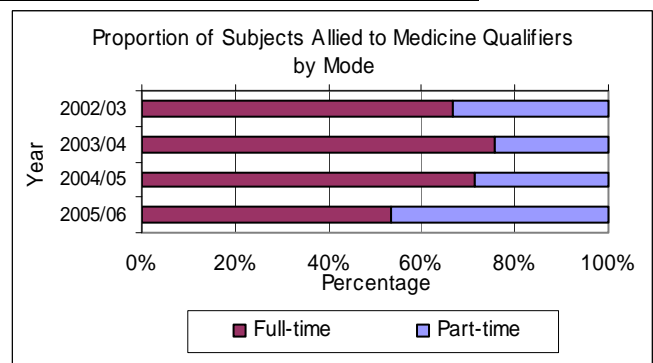
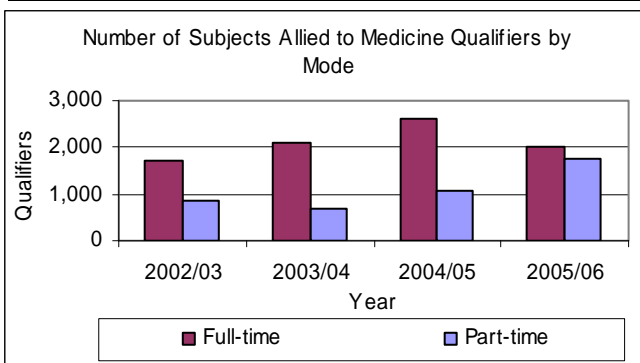
Part-time

The number of part-time qualifiers in Subjects Allied to Medicine more than doubled across the period, this was mostly due to a large increase in other undergraduate qualifiers which more than tripled across the period reaching 1,122 in 2005/06. Part-time qualifiers obtaining postgraduate qualifications rose by 43 per cent to 320 and those obtaining first degrees rose by 15 per cent to 304. The majority of qualifications obtained in 2005/06 from part-time study were other undergraduate. In earlier years other undergraduate represented less than half of qualifications obtained from part-time study, but was still the largest proportion.

The large increase in other undergraduate qualifications reflects a large volume of institutional credits obtained from both active and dormant status at the University of Swansea in 2005/06 and an increase in institutional credits obtained by entrants on the associate studentship scheme at the University of Glamorgan, also in 2005/06.

Table 3b: Qualifiers from Subjects Allied to Medicine courses by Mode and Level

		Postgraduate	First Degree	Other Undergraduate	Total
Full-time Qualifiers	2002/03	117	926	655	1,698
	2003/04	111	1,077	901	2,089
	2004/05	100	1,526	993	2,618
	2005/06	100	1,589	325	2,014
	Net change	-17	663	-330	316
Part-time Qualifiers	2002/03	223	265	366	854
	2003/04	182	231	258	671
	2004/05	267	315	468	1,050
	2005/06	320	304	1,122	1,746
	Net change	97	39	756	892



Subjects Allied to Medicine

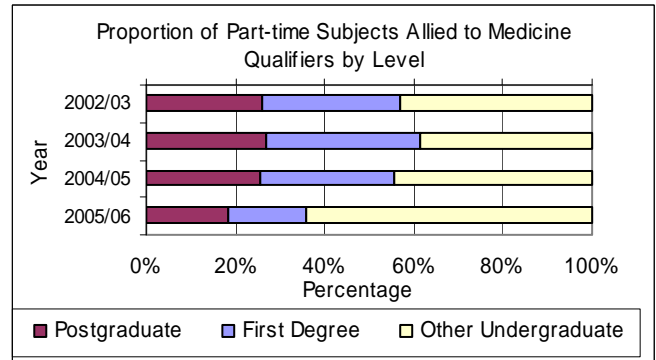
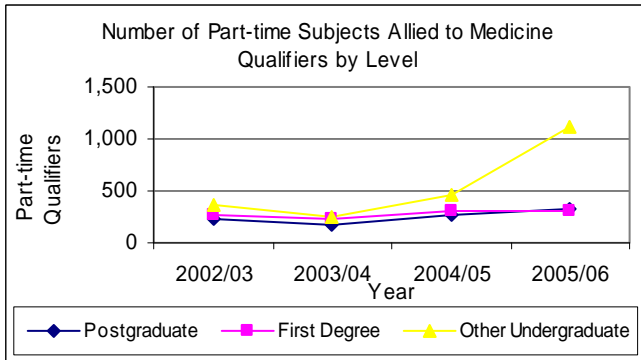

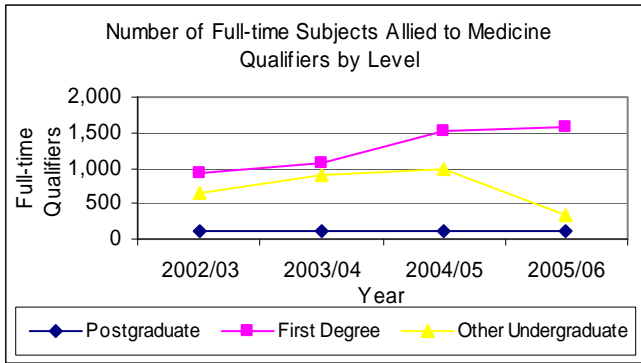


Table 3c: Part-time Other Undergraduate Qualifiers at Welsh HEIs

	Part-time other undergraduate qualifiers			
	2002/03	2003/04	2004/05	2005/06
Active mode of study	263	120	224	456
Dormant status	89	138	215	519
Associate studentships at University of Glamorgan	14	0	29	147
Total	366	258	468	1,122
% Dormant status	24%	53%	46%	46%
% Associate studentships at University of Glamorgan	4%	0%	6%	13%

4. Biological Sciences

Entrants

Mode

In 2005/06, 3,458 students started full-time courses in Biological Sciences at Welsh HEIs, an increase of 18 per cent on the number of full-time entrants in 2002/03.

Across the same period, entrants to part-time courses increased by 66 per cent to reach 973 in 2005/06. Part-time entrants accounted for 22 per cent of all Biological Sciences entrants in 2005/06, an increase of 5 percentage points since 2002/03.

Although the numbers of students starting part-time courses in Biological Sciences increased, the volume of part-time activity for entrants did not increase at the same rate. When considering FTEs it can be seen that the number of part-time entrant FTEs rose by 30 per cent to reach 233 in 2005/06. The average FTE for part-time entrants initially rose from 31 per cent in 2002/03 to 37 per cent in 2003/04 but then fell, reaching 24 per cent in 2005/06.

Level

Full-time

Although there was an increase of 18 per cent in full-time Biological Science entrants across the period, this was not the case for individual levels of entry. In 2005/06, 439 entrants started full-time postgraduate courses, an increase of 39 per cent on 2002/03, and 2,843 entrants started full-time first degree courses, an increase of 16 per cent on 2002/03. The number of entrants starting full-time other undergraduate courses also rose by 16 per cent reaching 176 in 2005/06. Across the period the majority of full-time entrants started first degree courses.

Part-time

As with full-time entrants, the increase in part-time entrants was quite different when considering level of entry separately. In 2005/06 the number of entrants starting part-time postgraduate study in Biological Sciences was 130, a fall of 19 per cent on 2002/03 and entrants starting part-time first degree courses increased more than four-fold to reach 172. Those entering part-time other undergraduate study rose by nearly three quarters to reach 671 by 2005/06. In each year the majority of part-time entrants were studying other undergraduate courses except 2003/04 when the proportion of other undergraduate courses fell below half, but was still the largest proportion.

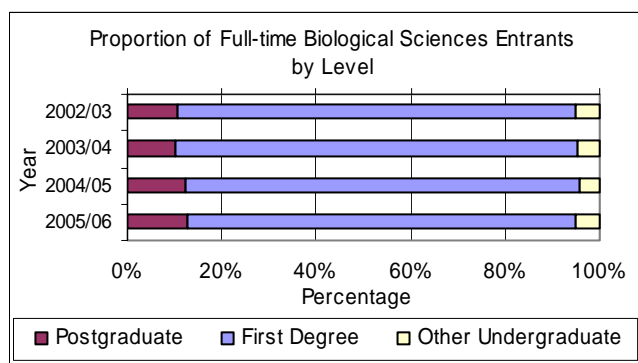
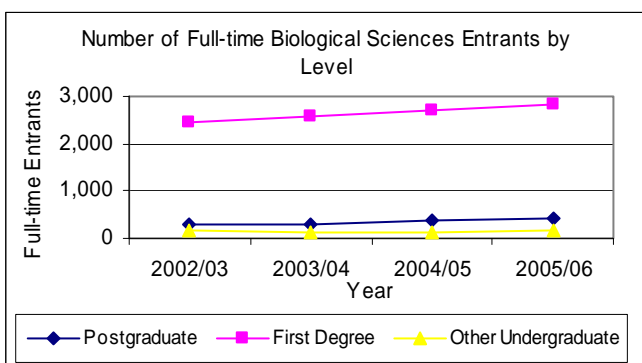
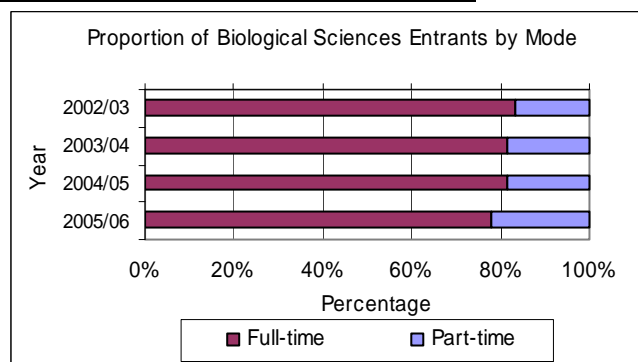
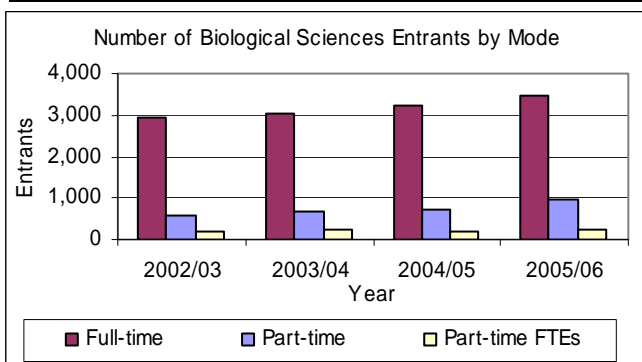
The volume of study did not keep pace with the changes in the numbers of entrants. The number of part-time entrant FTEs fell by 8 per cent at both postgraduate and other undergraduate level. Part-time entrant FTEs at first degree level rose more than four-fold. The average FTE for part-time entrants at postgraduate level rose from 39 per cent to 44

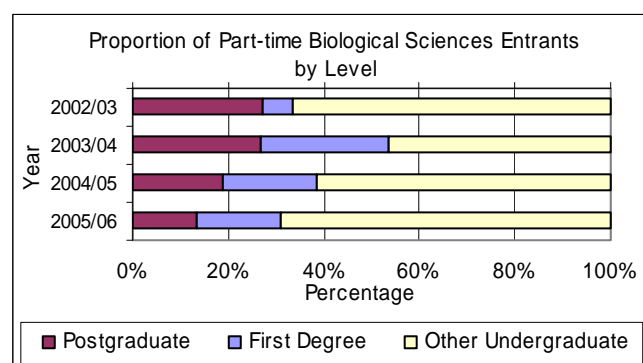
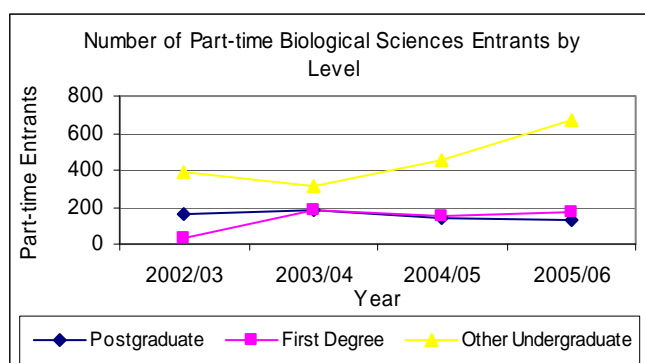
per cent and at first degree level from 43 per cent to 48 per cent. The average FTE for other undergraduate level fell from 26 per cent to 14 per cent.

The majority of part-time Biological Sciences first degree provision is with the Open University. In 2002/03 the Open University coded the majority of its provision with a Combined subject code. It is possible, therefore that Biological Sciences first degree entrants from the Open University in 2002/03 are included in the figures for the Combined subject area.

Table 4a: Entrants to Biological Sciences courses by Mode and Level

		Postgraduate	First Degree	Other Undergraduate	Total
Full-time Entrants	2002/03	315	2,458	152	2,925
	2003/04	302	2,580	141	3,023
	2004/05	400	2,715	132	3,247
	2005/06	439	2,843	176	3,458
	Net change	124	385	24	533
Part-time Entrants	2002/03	160	37	389	586
	2003/04	181	184	314	679
	2004/05	139	148	457	744
	2005/06	130	172	671	973
	Net change	-30	135	282	387
Part-time Entrant FTEs	2002/03	62	16	101	179
	2003/04	74	88	85	248
	2004/05	56	67	72	195
	2005/06	58	82	93	233
	Net change	-5	67	-8	53





Qualifiers

Mode

In 2005/06, 2,591 students obtained a qualification in Biological Sciences through studying full-time, an increase of 21 per cent on the number in 2002/03.

Across the period, the number of students obtaining qualifications after studying part-time nearly doubled, rising from 412 in 2002/03 to 793 in 2005/06.

The number of students obtaining a qualification after studying part-time accounted for 23 per cent of all Biological Sciences qualifications obtained in 2005/06. This proportion has risen by 7 percentage points across the period, previously representing 16 per cent of all qualifications obtained in 2002/03.

Level

Full-time

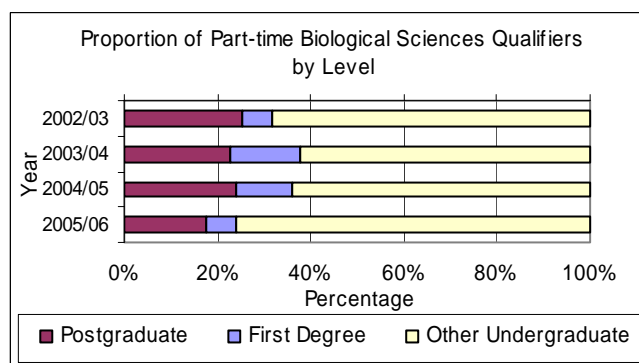
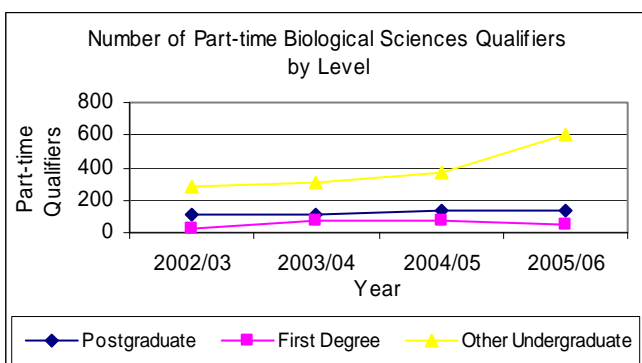
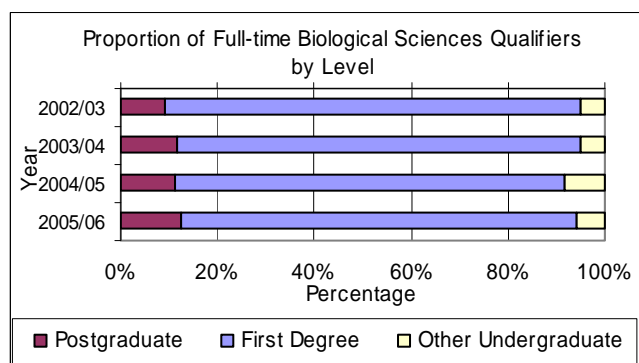
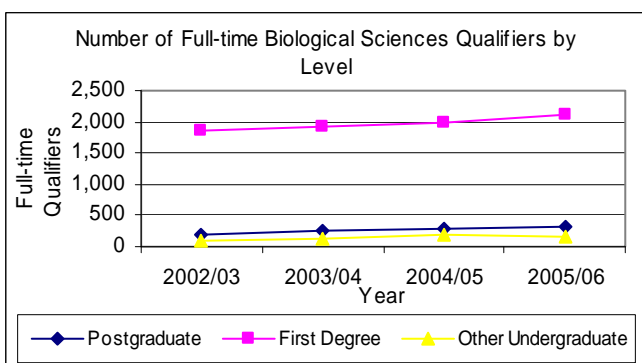

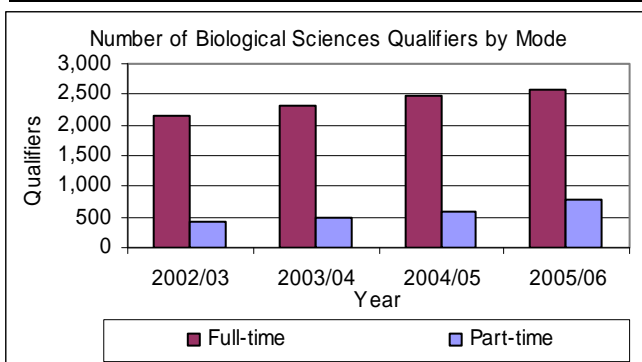
Although the number of full-time Biological Science qualifiers rose by 21 per cent across the period, this was not the case when considering the level at which the qualification was obtained. The number of full-time qualifiers obtaining postgraduate qualifications rose by 62 per cent to reach 323 in 2005/06, those obtaining first degrees rose by 15 per cent to reach 2,121 and those obtaining an other undergraduate qualification rose by 46 per cent to reach 148 in 2005/06. The majority of qualifications obtained after full-time study were first degrees.

Part-time

The number of part-time Biological Science qualifiers nearly doubled across the period, this was mostly due to a large increase in other undergraduate qualifiers which more than doubled across the period reaching 603 in 2005/06. Part-time qualifiers obtaining postgraduate qualifications rose by 33 per cent to 140 and those obtaining first degrees doubled reaching 51 in 2005/06. The majority of qualifications obtained from part-time study were other undergraduate.

Table 4b: Qualifiers from Biological Sciences courses by Mode and Level

		Postgraduate	First Degree	Other Undergraduate	Total
Full-time Qualifiers	2002/03	199	1,847	101	2,147
	2003/04	270	1,915	111	2,296
	2004/05	282	1,992	201	2,474
	2005/06	323	2,121	148	2,591
	Net change	124	274	46	444
Part-time Qualifiers	2002/03	105	25	282	412
	2003/04	114	73	310	497
	2004/05	137	70	362	568
	2005/06	140	51	603	793
	Net change	35	26	321	381



Biological Sciences by Principal Subject

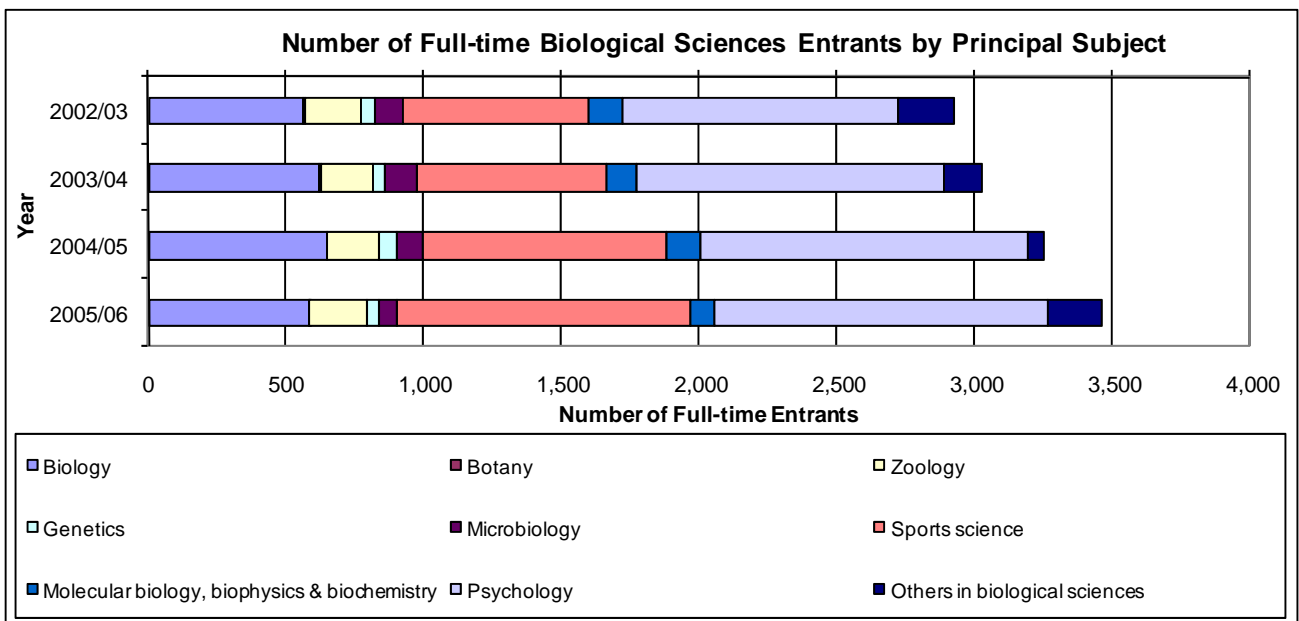
Full-time entrants

Principal subjects which made up the biggest proportion of full-time entrants in Biological Sciences were Biology, Sports Science and Psychology, which together represented 76 per cent of all full-time Biological Sciences entrants in 2002/03, rising to 83 per cent in 2005/06.

Sports Science has seen the biggest increase in full-time entrants across the period, rising by 58 per cent to reach 1,060 in 2005/06.

Table 4c: Entrants to Full-time Biological Sciences Courses by Principal Subject

Principal Subject	Number of Full-time Entrants			
	2002/03	2003/04	2004/05	2005/06
Biology	564	618	649	585
Botany	5	8	0	0
Zoology	203	193	188	207
Genetics	51	42	70	45
Microbiology	105	114	92	69
Sports science	673	691	880	1,060
Molecular biology, biophysics & biochemistry	122	111	126	92
Psychology	998	1,114	1,188	1,209
Others in biological sciences	206	134	55	192
Total	2,925	3,023	3,247	3,458



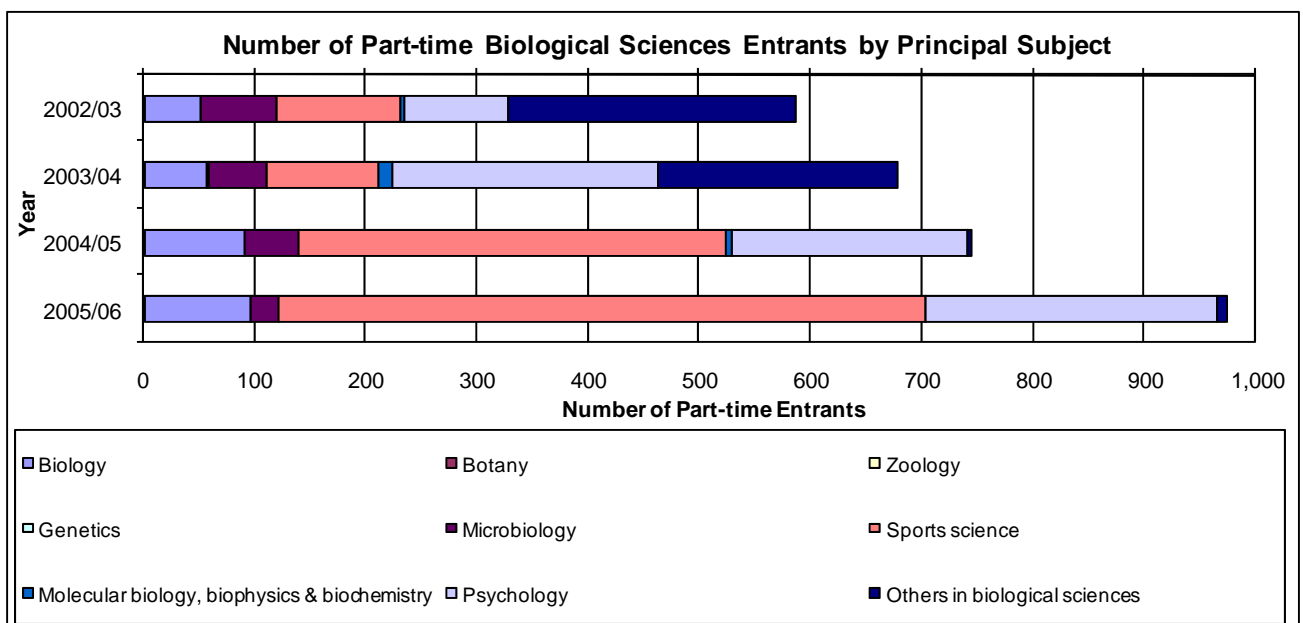
Part-time entrants

Principal subjects which made up the biggest proportion of part-time entrants in Biological Sciences were Others in Biological Science, Sports Science and Psychology, which together represented 79 per cent of all part-time Biological Sciences entrants in 2002/03, rising to 88 per cent in 2005/06. The shift in numbers of part-time entrants between 2003/04 and 2004/05 from Others in Biological Sciences to Sports Science is explained by a change in coding practice at one institution where Sports Science courses were re-categorised from the Others in Biological Sciences subject area, although there was still a big increase in 2005/06 in part-time Sports Science entrants. Around a half of part-time Psychology entrants study with the Open University, however, in 2002/03 the majority of Open University provision was coded as Combined therefore it is possible that part-time Psychology entrants from the Open University in 2002/03 are included in the figures for the Combined subject area.

There were no part-time entrants in Botany and Zoology and very few in Genetics.

Table 4d: Entrants to Part-time Biological Sciences Courses by Principal Subject

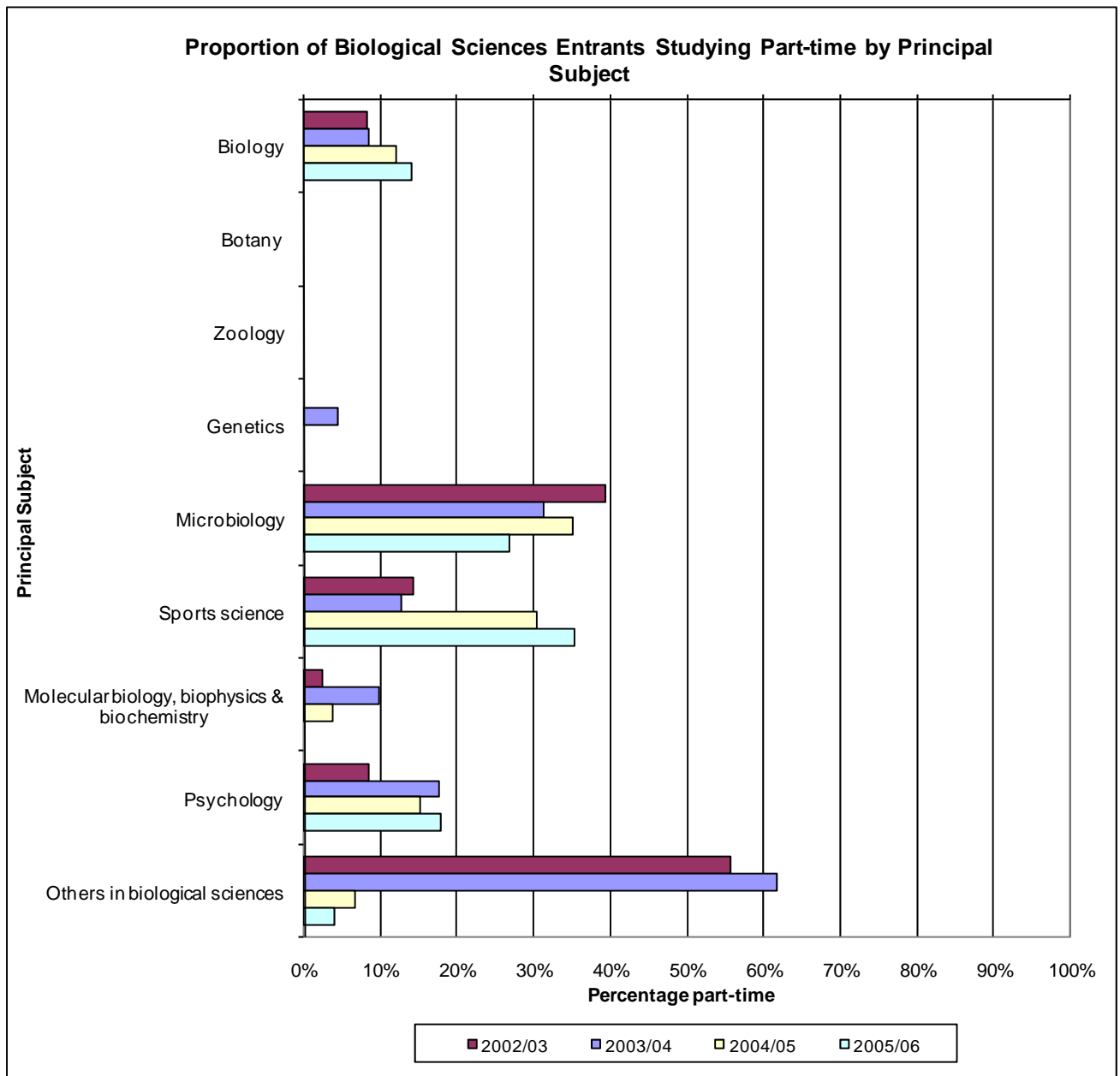
Principal Subject	Number of Part-time Entrants			
	2002/03	2003/04	2004/05	2005/06
Biology	+	57	90	96
Botany	0	0	0	0
Zoology	0	0	0	0
Genetics	0	*	0	0
Microbiology	68	52	50	25
Sports science	112	101	383	581
Molecular biology, biophysics & biochemistry	*	+	+	0
Psychology	93	239	212	263
Others in biological sciences	259	216	*	8
Total	586	679	744	973



All Entrants

In 2002/03 and 2003/04, Others in Biological Sciences was the subject with the greatest proportion of entrants who were studying part-time, with over 50 per cent of entrants starting courses on a part-time basis, although this proportion fell to 4 per cent by 2005/06, due to the re-categorisation of the majority of these part-time entrants to Sports Science. The proportion of Sports Science entrants studying part-time in 2005/06 was 35 per cent.

The proportion of entrants to Microbiology studying part-time fell from 39 per cent to 27 per cent across the period.



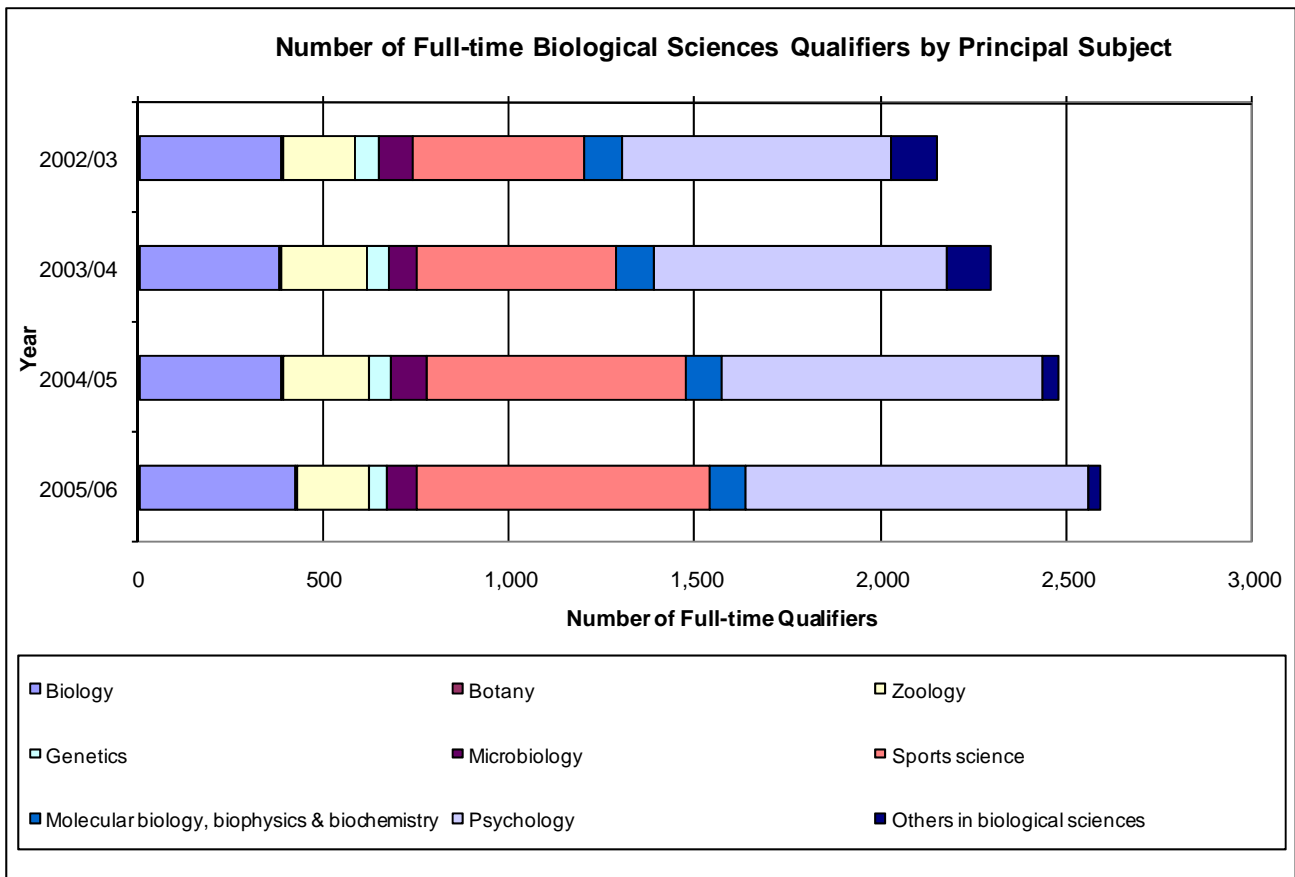
Full-time qualifiers

Principal subjects which made up the biggest proportion of full-time qualifiers in Biological Sciences were Biology, Sports Science and Psychology, which together represented 73 per cent of all full-time Biological Sciences qualifiers in 2002/03, rising to 82 per cent in 2005/06.

There was a big increase in full-time qualifiers in Sports Science rising by 71 per cent to reach 787 in 2005/06 and also in Psychology rising by 28 per cent to reach 925.

Table 4e: Qualifiers from Full-time Biological Sciences Courses by Principal Subject

Principal Subject	Number of Full-time Qualifiers			
	2002/03	2003/04	2004/05	2005/06
Biology	385	377	386	421
Botany	*	6	*	8
Zoology	195	229	227	193
Genetics	+	59	62	48
Microbiology	88	78	95	80
Sports science	462	534	697	787
Molecular biology, biophysics & biochemistry	103	106	101	97
Psychology	724	788	861	925
Others in biological sciences	124	119	+	33
Total	2,147	2,296	2,474	2,591



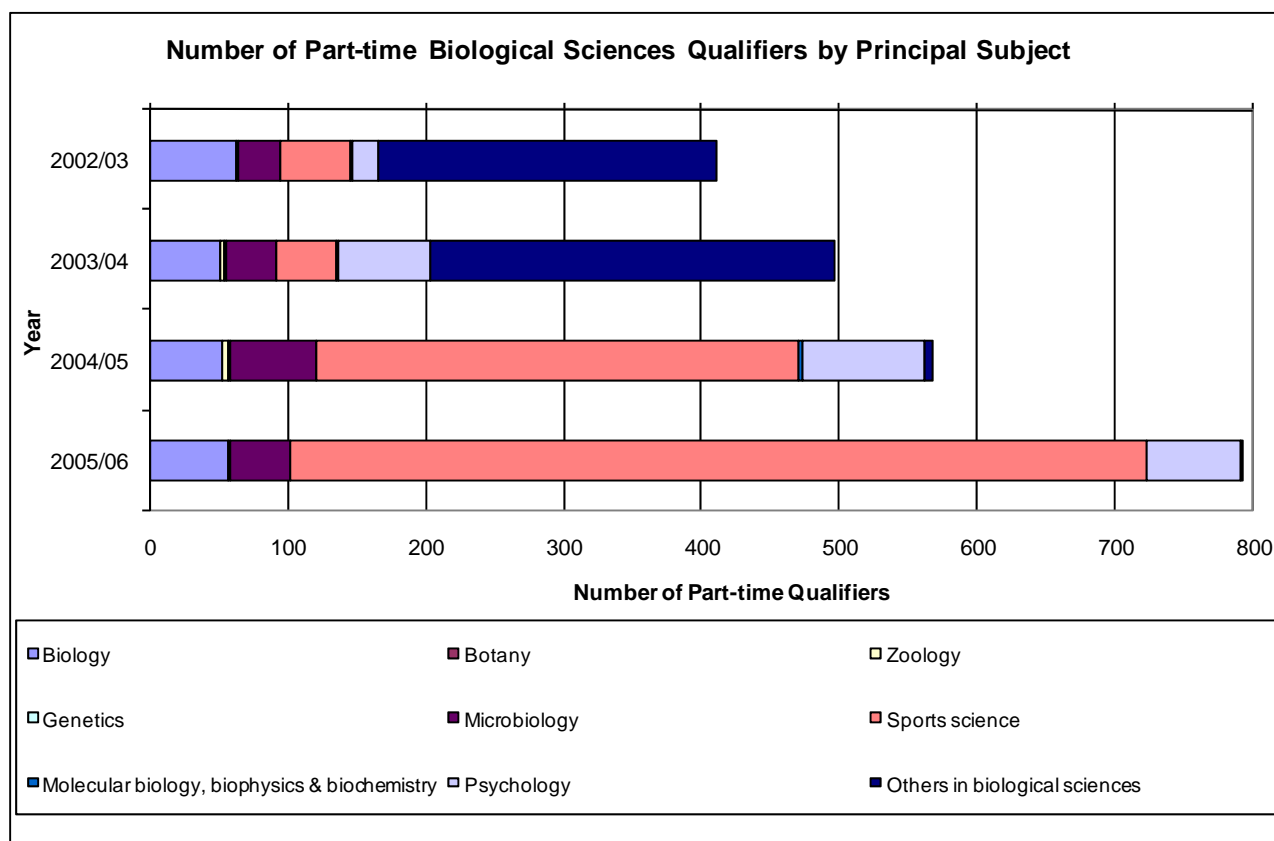
Part-time qualifiers

In 2002/03 and 2003/04 almost 60 per cent of part-time Biological Sciences qualifiers qualified in Others in Biological Sciences courses. From 2004/05 onwards, the majority of part-time qualifiers qualified in Sports Science courses, representing 62 per cent of all Biological Sciences part-time qualifiers in 2004/05 and 78 per cent in 2005/06. The shift in numbers of part-time qualifiers between 2003/04 and 2004/05 from Others in Biological Sciences to Sports Science is as explained for part-time entrants. However there was still a large increase in part-time Sports Science qualifiers in 2005/06.

There were no part-time qualifiers in Botany and very few in Zoology, Genetics and Molecular Biology, Biophysics and Biochemistry.

Table 4f: Qualifiers from Part-time Biological Sciences Courses by Principal Subject

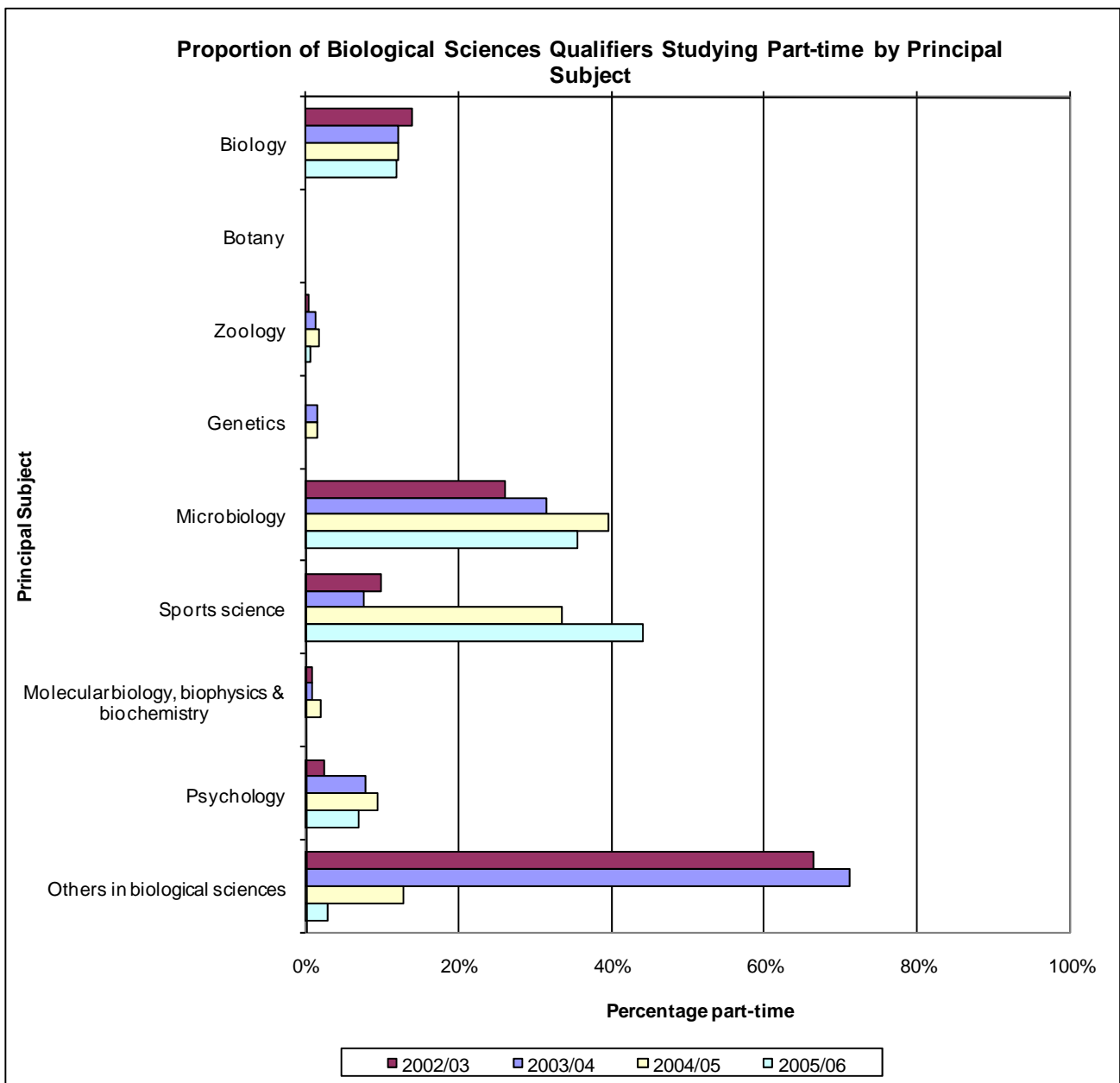
Principal Subject	Number of Part-time Qualifiers			
	2002/03	2003/04	2004/05	2005/06
Biology	63	52	53	57
Botany	0	0	0	0
Zoology	*	*	*	*
Genetics	0	*	*	0
Microbiology	31	36	62	44
Sports science	51	44	351	621
Molecular biology, biophysics & biochemistry	*	*	*	0
Psychology	19	67	89	69
Others in biological sciences	246	293	6	*
Total	412	497	568	793



All Qualifiers

In 2002/03 and 2003/04, Others in Biological Sciences was the subject with the greatest proportion of qualifiers who had studied part-time, with over 60 per cent of qualifiers obtaining qualifications after part-time study, although this proportion fell to 3 per cent by 2005/06 due to the re-categorisation of the majority of these part-time qualifiers to Sports Science. The proportion of Sports Science qualifiers obtaining qualifications after studying part-time in 2005/06 was 44 per cent.

The proportion of Microbiology qualifiers who had studied part-time rose from 26 per cent to 36 per cent across the period.



5. Agriculture and Related Subjects

Entrants

Mode

In 2005/06, 332 students started full-time Agriculture and Related Subjects courses at Welsh HEIs, a fall of 17 per cent on the number of full-time entrants in 2002/03.

Across the same period, entrants to part-time courses fell by 11 per cent to 166 in 2005/06. Part-time entrants accounted for around a third of all entrants across the period.

Although the numbers of students starting part-time Agriculture and Related Subjects courses fell, the volume of part-time activity for these entrants fell by a greater rate. When considering FTEs it can be seen that the number of part-time entrant FTEs fell by 16 per cent to reach 73 in 2005/06. There were fluctuations in the average FTE for part-time entrants across the period, but was 46 per cent in 2002/03 and 44 per cent in 2005/06.

Level

Full-time

Although there was a fall of 17 per cent in full-time Agriculture and Related Subjects entrants across the period, this was not the case for individual levels of entry. Postgraduate Agriculture and Related Subjects entrants saw the greatest fall; numbers nearly halving across the period, reaching 46 in 2005/06. At first degree and other undergraduate level, numbers of entrants fell by 9 per cent. There were 172 first degree entrants and 114 other undergraduate entrants in 2005/06. Across the period the largest proportion of full-time entrants started first degree courses, although numbers of entrants were more evenly spread across levels than in most other subject areas.

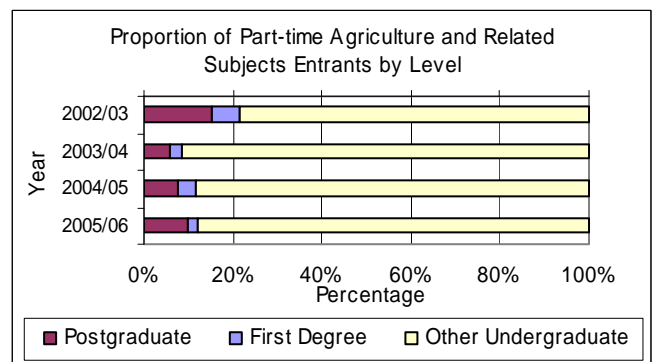
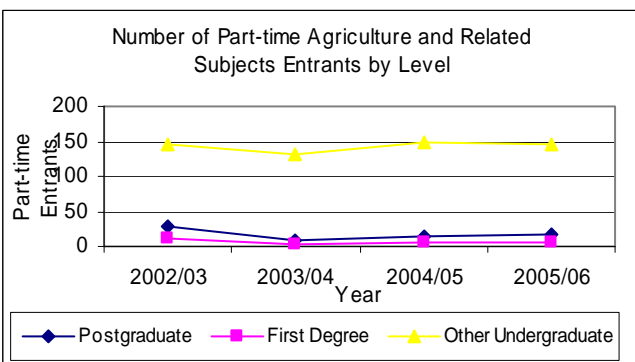
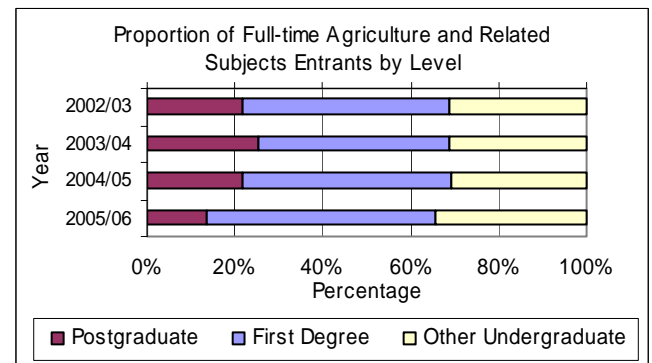
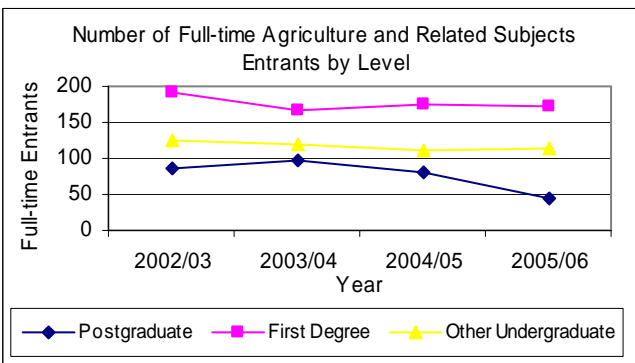
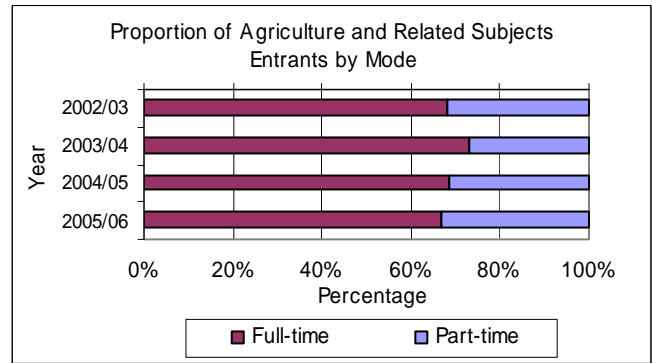
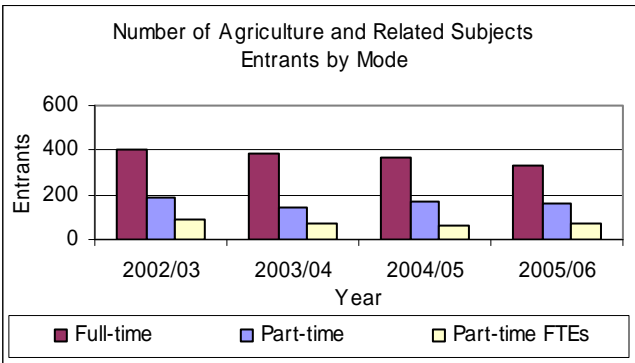
Part-time

As with full-time entrants, changes in the numbers of part-time entrants were quite different when considering level of entry separately. There were small numbers of part-time Agriculture and Related Subjects entrants at both postgraduate and first degree level; fluctuations in these numbers can cause large percentage changes. In 2005/06 there were less than 20 postgraduate and less than five first degree part-time entrants in this subject area. There was very little change in the number of part-time other undergraduate entrants across the period. There were 145 entrants studying at this level in 2005/06. The majority of part-time entrants were studying other undergraduate courses.

Although the number of other undergraduate entrants remained the same there was a reduction in the volume of study at this level. The number of part-time entrant other undergraduate FTEs fell by 9 per cent. The average FTE for these entrants fell from 49 per cent in 2002/03 to 45 per cent in 2005/06.

Table 5a: Entrants to Agriculture and Related Subjects courses by Mode and Level

		Postgraduate	First Degree	Other Undergraduate	Total
Full-time Entrants	2002/03	87	190	125	402
	2003/04	98	166	121	385
	2004/05	80	174	112	366
	2005/06	46	172	114	332
	Net change	-41	-18	-11	-70
Part-time Entrants	2002/03	28	12	146	186
	2003/04	+	*	130	142
	2004/05	13	7	149	169
	2005/06	+	*	145	166
	Net change	+	+	0	-20
Part-time Entrant FTEs	2002/03	10	4	72	86
	2003/04	3	2	63	69
	2004/05	5	3	55	63
	2005/06	6	2	65	73
	Net change	-5	-2	-7	-14



Qualifiers

Mode

In 2005/06, 263 students obtained an Agriculture and Related Subjects qualification through studying full-time, a fall of 20 per cent on the number in 2002/03.

The number of students obtaining qualifications after studying part-time, at 91 was the same at both the start and the end of the period, although there were increases in the intervening years.

The number of students obtaining a qualification after studying part-time accounted for 22 per cent of all Agriculture and Related Subjects qualifications obtained in 2002/03. This proportion rose by 12 percentage points to reach 34 per cent in 2004/05, but then fell by 8 percentage points on the 2004/05 figure to reach 26 per cent in 2005/06.

Level

Full-time

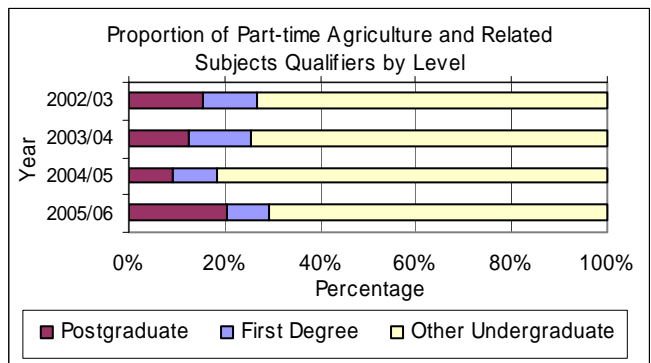
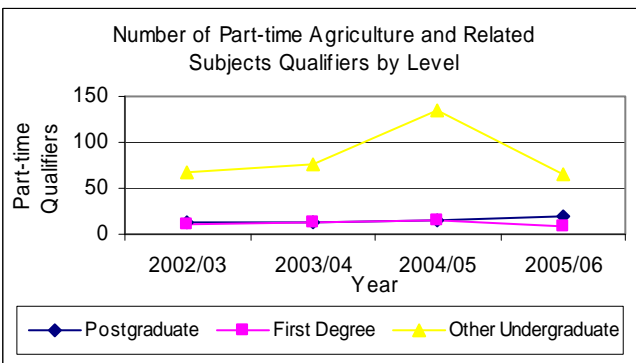
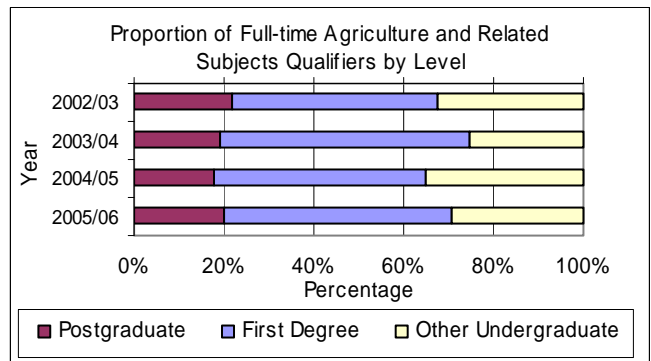
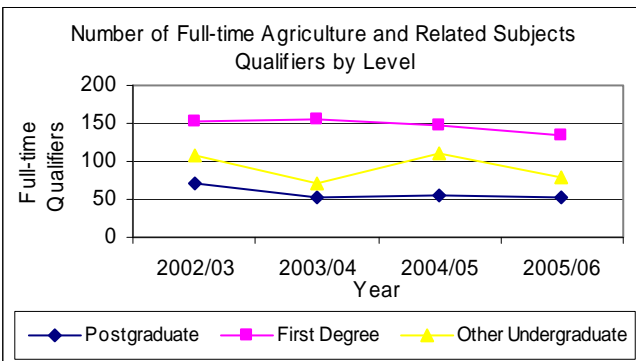
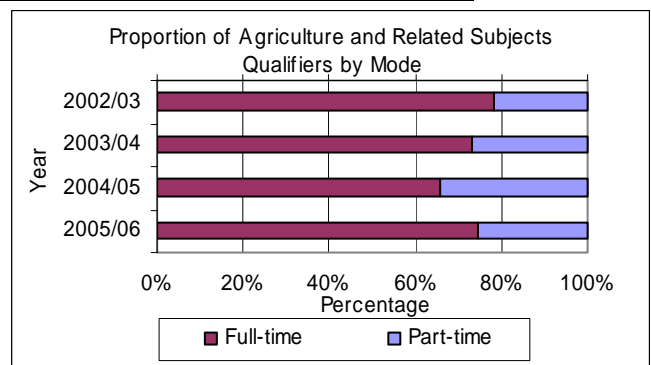
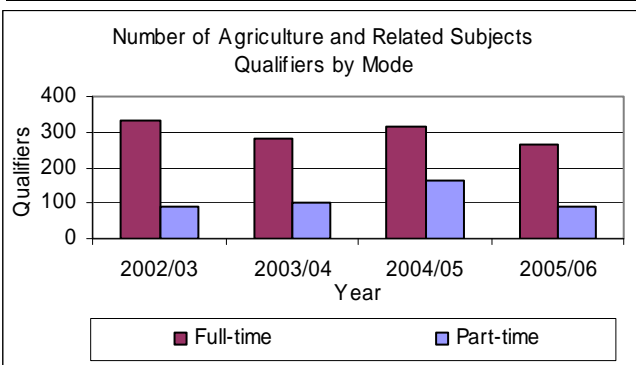
Although the number of full-time Agriculture and Related Subjects qualifiers fell by 20 per cent across the period, this was not the case when considering the level at which the qualification was obtained. The number of full-time qualifiers obtaining postgraduate qualifications fell by just over a quarter to reach 53 in 2005/06, those obtaining first degrees fell by 12 per cent to reach 133 and those obtaining an other undergraduate qualification fell by 27 per cent to reach 78 in 2005/06. The largest proportion of qualifications obtained after full-time study were first degrees.

Part-time

There were small numbers of part-time Agriculture and Related Subjects qualifiers at both postgraduate and first degree level; fluctuations in these numbers can cause large percentage changes. The number of part-time qualifiers at other undergraduate level doubled between 2002/03 and 2004/05 reaching 134, but then fell to 64 in 2005/06, representing a rise of 4 per cent across the period.

Table 5b: Qualifiers from Agriculture and Related Subjects courses by Mode and Level

		Postgraduate	First Degree	Other Undergraduate	Total
Full-time Qualifiers	2002/03	72	152	107	331
	2003/04	53	156	71	279
	2004/05	56	148	110	314
	2005/06	53	133	78	263
	Net change	-19	-19	-29	-67
Part-time Qualifiers	2002/03	14	10	67	91
	2003/04	13	13	76	102
	2004/05	15	15	134	164
	2005/06	19	8	64	91
	Net change	5	-2	-3	0



6. Physical Sciences

Entrants

Mode

In 2005/06, 1,554 students started full-time courses in Physical Sciences at Welsh HEIs, an increase of 3 per cent on the number of full-time entrants in 2002/03.

Across the same period, entrants to part-time courses increased by 27 per cent to reach 485 in 2005/06. Part-time entrants accounted for 24 per cent of all Physical Sciences entrants in 2005/06, an increase of four percentage points on the 2002/03 proportion.

Although the numbers of students starting part-time Physical Sciences courses increased, the volume of part-time activity increased at a greater rate. The number of part-time entrant FTEs rose by 88 per cent to reach 230 in 2005/06 and the average FTE for part-time entrants rose from 32 per cent in 2002/03 to 47 per cent in 2005/06.

Level

Full-time

Although there was an increase of 3 per cent in full-time Physical Sciences entrants across the period, this was not the case for individual levels of entry. In 2005/06, 380 entrants started full-time postgraduate courses, an increase of 13 per cent on 2002/03, and 1,119 entrants started full-time first degree courses, representing no change on the number in 2002/03. The number of entrants starting full-time other undergraduate courses rose by a fifth to reach 55 in 2005/06. Across the period the majority of full-time entrants started first degree courses.

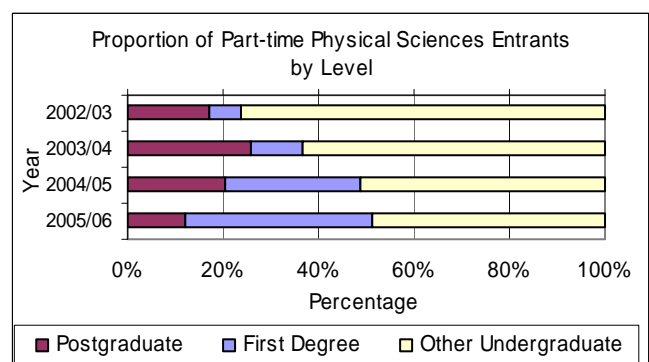
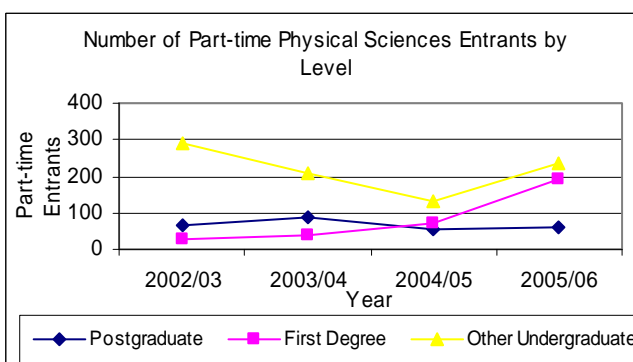
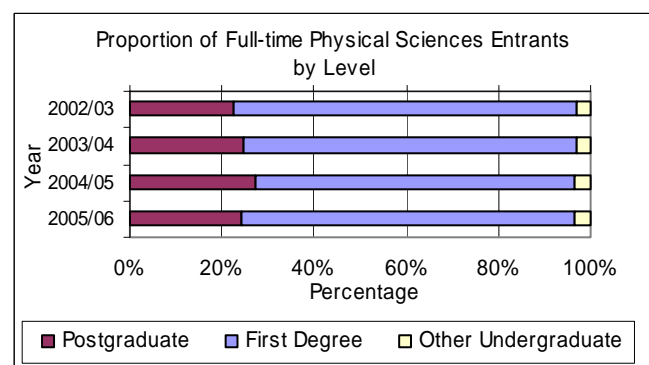
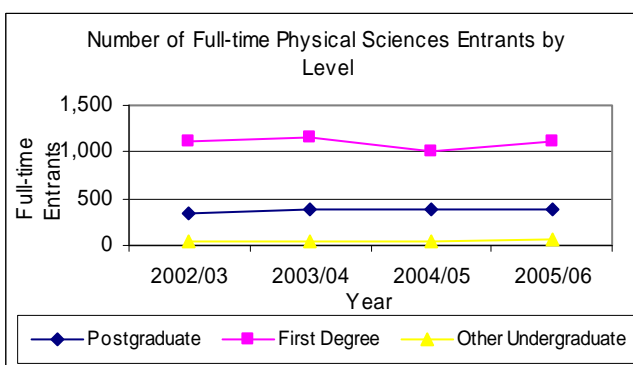
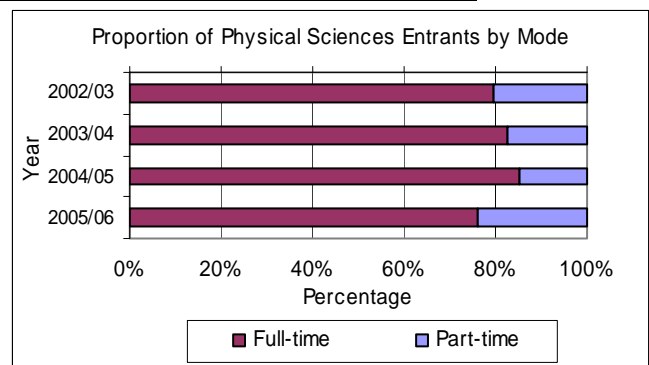
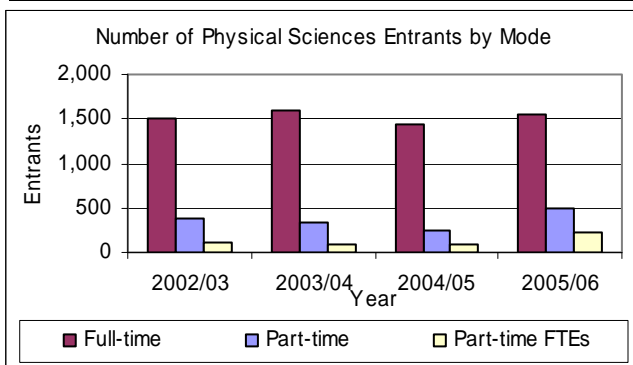
Part-time

As with full-time entrants, the increase in part-time entrants was quite different when considering level of entry separately. In 2005/06, 58 entrants started part-time postgraduate study, a fall of 11 per cent on 2002/03 and entrants starting part-time first degree courses increased more than six fold to reach 191 in 2005/06, this was due to a large increase in numbers in 2004/05 and 2005/06. Those entering part-time other undergraduate study fell by 19 per cent to reach 236 by 2005/06. The largest proportion of part-time entrants were studying other undergraduate courses.

The volume of study at each level changed with the number of entrants at each level although these changes were more marked for volume of study. The number of part-time entrant FTEs at postgraduate level fell by 12 per cent and at other undergraduate level by a third. Part-time entrant FTEs at first degree level rose more than twelve-fold. The average FTE for part-time entrants at postgraduate level was 52 per cent in 2005/06, a similar proportion to that at the start of the period. At other undergraduate level average FTE fell from 26 per cent to 22 per cent, whilst the average FTE for first degree rose from 46 per cent to 78 per cent in 2005/06.

Table 6a: Entrants to Physical Sciences courses by Mode and Level

		Postgraduate	First Degree	Other Undergraduate	Total
Full-time Entrants	2002/03	337	1,119	46	1,502
	2003/04	394	1,155	48	1,597
	2004/05	396	997	50	1,443
	2005/06	380	1,119	55	1,554
	Net change	43	0	9	52
Part-time Entrants	2002/03	65	26	291	382
	2003/04	85	36	211	332
	2004/05	52	72	130	254
	2005/06	58	191	236	485
	Net change	-7	166	-55	103
Part-time Entrant FTEs	2002/03	34	12	76	122
	2003/04	41	19	38	98
	2004/05	30	28	26	84
	2005/06	30	148	52	230
	Net change	-4	136	-24	108



Qualifiers

Mode

In 2005/06, 1,198 students obtained a Physical Sciences qualification through studying full-time, an increase of 18 per cent on the number in 2002/03.

Across the period, the number of students obtaining qualifications after studying part-time increased four-fold to reach 268 in 2005/06.

The number of students obtaining a qualification after studying part-time accounted for 18 per cent of all Physical Sciences qualifications obtained in 2005/06. This proportion has risen by 12 percentage points across the period, previously representing 6 per cent of all qualifications obtained in 2002/03.

Level

Full-time

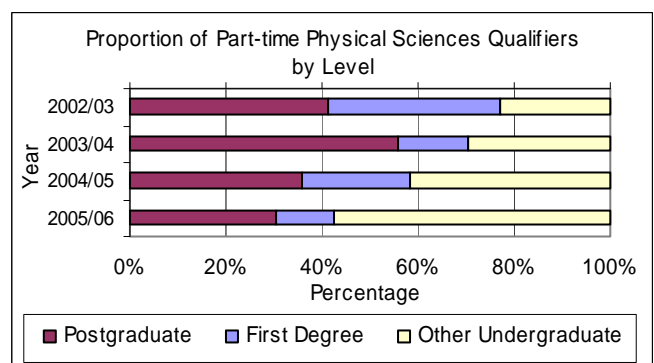
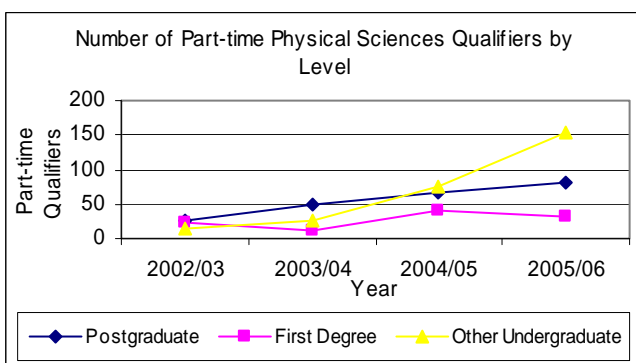
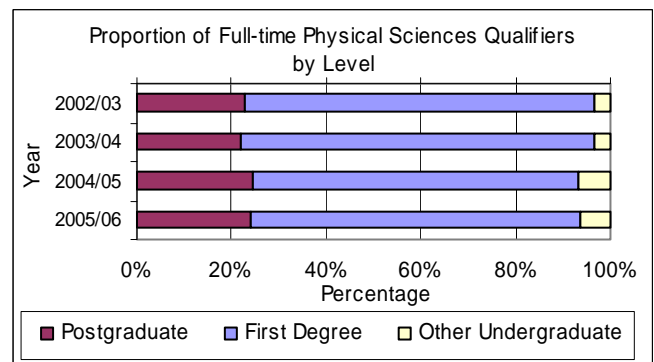
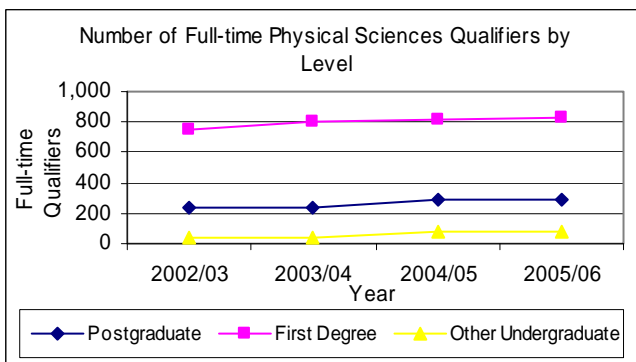
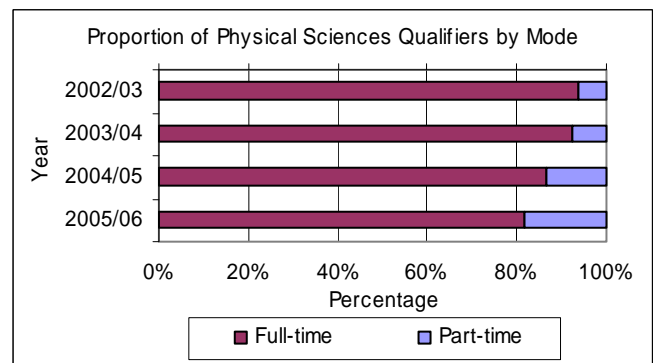
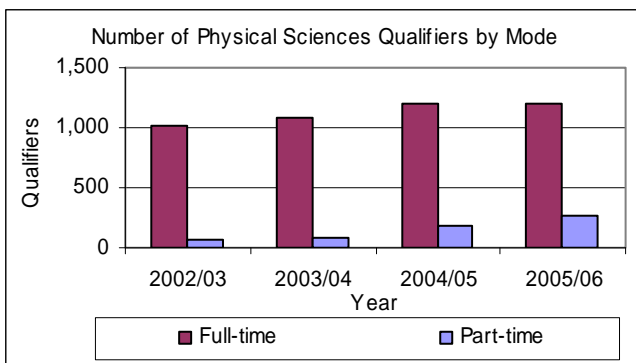
Although the number of full-time Physical Science qualifiers rose by 18 per cent across the period, this was not the case when considering the level at which the qualification was obtained. The number of full-time qualifiers obtaining postgraduate qualifications rose by 26 per cent to reach 290 in 2005/06, those obtaining first degrees rose by 11 per cent to reach 834 and those obtaining an other undergraduate qualification more than doubled to reach 75 in 2005/06. The majority of qualifications obtained after full-time study were first degrees.

Part-time

Although the number of part-time Physical Science qualifiers increased four-fold, this was not the case for each level of qualification. Part-time qualifiers at postgraduate level tripled reaching 82 in 2005/06. Those obtaining first degrees rose by a third to reach 32 in 2005/06 and those qualifying at other undergraduate level increased ten-fold. The largest proportion of qualifications obtained from part-time study were postgraduate in 2002/03 and 2003/04, but this changed to other undergraduate from 2004/05 onwards.

Table 6b: Qualifiers from Physical Sciences courses by Mode and Level

		Postgraduate	First Degree	Other Undergraduate	Total
Full-time Qualifiers	2002/03	231	750	33	1,014
	2003/04	239	809	36	1,084
	2004/05	292	818	83	1,193
	2005/06	290	834	75	1,198
	Net change	59	84	42	185
Part-time Qualifiers	2002/03	27	24	15	66
	2003/04	49	13	26	88
	2004/05	66	41	76	183
	2005/06	82	32	154	268
	Net change	55	9	139	202



Physical Sciences by Principal Subject

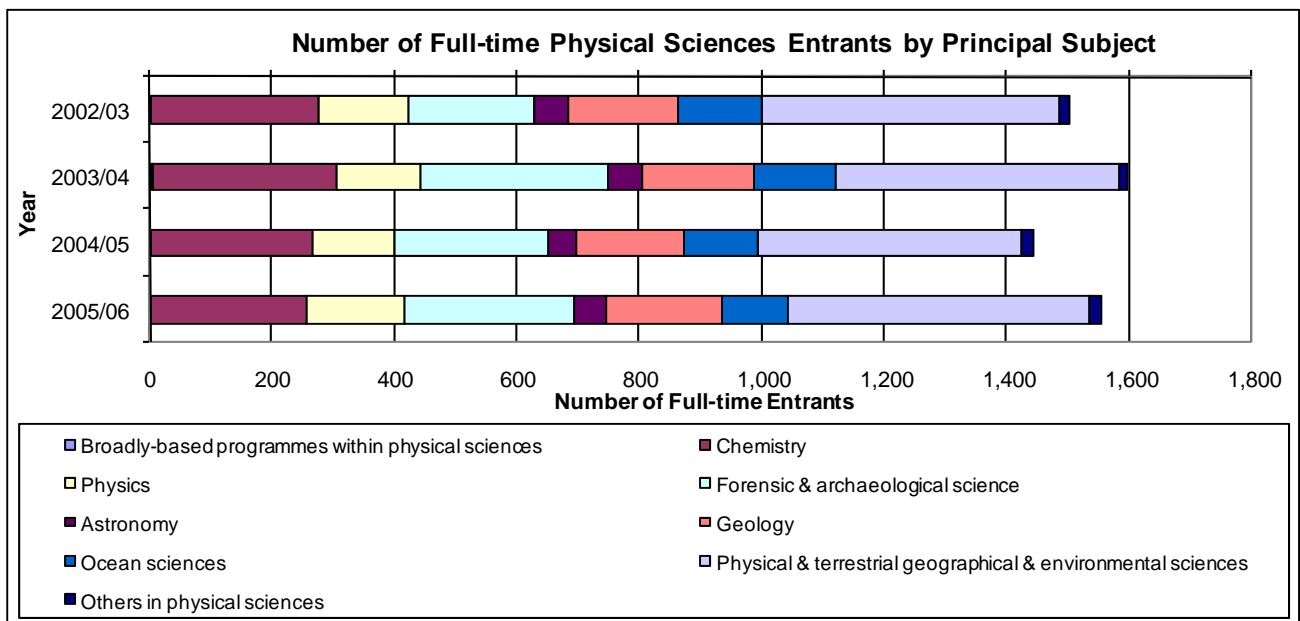
Full-time entrants

Principal subjects which made up the biggest proportion of full-time entrants in Physical Sciences were Chemistry, Forensic and Archaeological Science and Physical and Terrestrial Geographical and Environmental Sciences which together represented just under two thirds of all full-time Physical Sciences entrants each year.

Forensic and Archaeological Science has seen the biggest increase in full-time entrants across the period, rising by 35 per cent to reach 278 in 2005/06.

Table 6c: Entrants to Full-time Physical Sciences Courses by Principal Subject

Principal Subject	Number of Full-time Entrants			
	2002/03	2003/04	2004/05	2005/06
Broadly-based programmes within physical sciences	0	6	0	0
Chemistry	274	299	267	256
Physics	147	136	131	158
Forensic & archaeological science	206	309	253	278
Astronomy	56	55	44	52
Geology	179	182	176	192
Ocean sciences	137	134	122	107
Physical & terrestrial geographical & environmental sciences	487	463	431	492
Others in physical sciences	16	14	19	20
Total	1,502	1,597	1,443	1,554



Part-time entrants

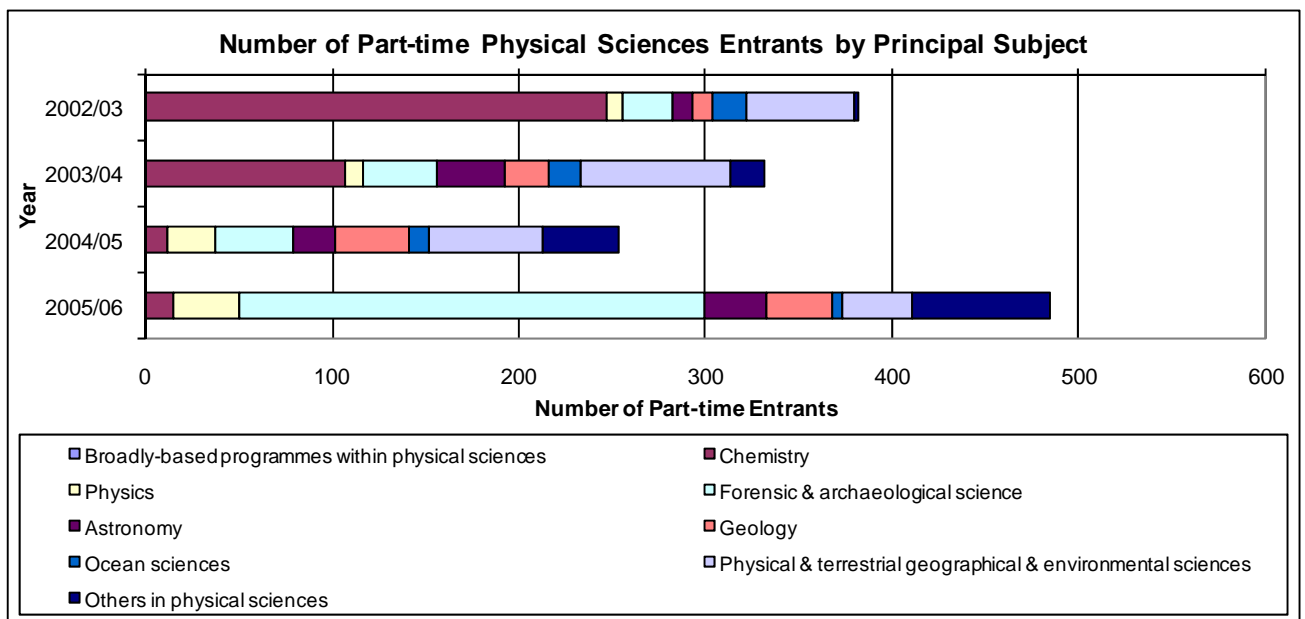
In 2002/03 and 2003/04 the principal subjects which made up the biggest proportion of part-time entrants in Physical Sciences were Chemistry and Physical and Terrestrial Geographical and Environmental Sciences, together representing 80 per cent of all part-time Physical Sciences entrants in 2002/03, and 57 per cent in 2003/04. In 2004/05, the biggest proportion (57 per cent) of part-time Physical Sciences entrants comprised of Physical and Terrestrial Geographical and Environmental Sciences, Forensic and Archaeological Science and Geology. In 2005/06, 51 per cent of part-time entrants were studying Forensic and Archaeological Science.

Between 2004/05 and 2005/06 the number of part-time entrants to Forensic and Archaeological Science increased almost six fold. The big drop in the number of part-time entrants taking Chemistry from 2004/05 onwards is explained by less associate studentships in this subject at University of Glamorgan.

There were no part-time entrants in Broadly-based Programmes within Physical Sciences.

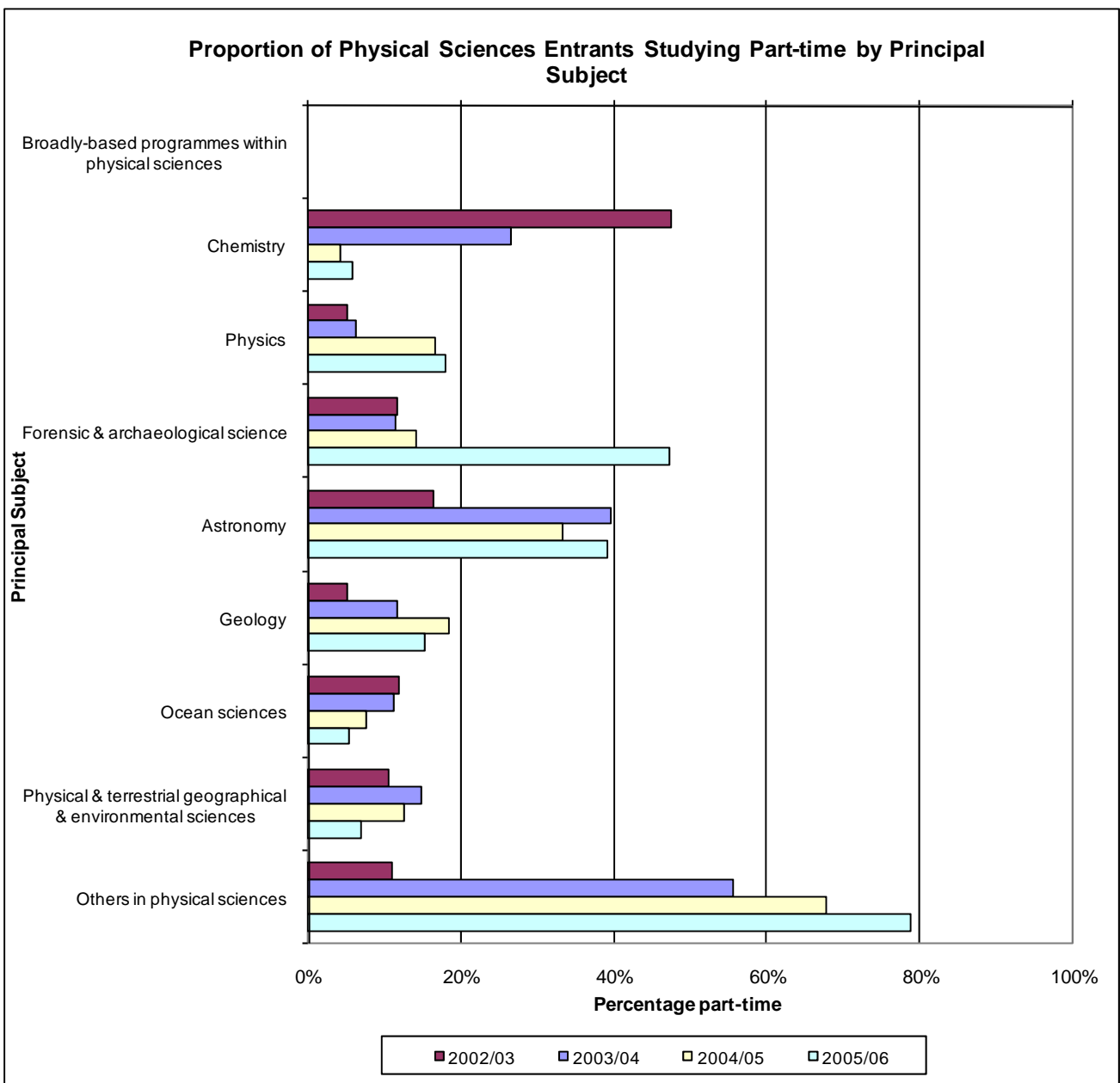
Table 6d: Entrants to Part-time Physical Sciences Courses by Principal Subject

Principal Subject	Number of Part-time Entrants			
	2002/03	2003/04	2004/05	2005/06
Broadly-based programmes within physical sciences	0	0	0	0
Chemistry	248	108	12	16
Physics	+	9	26	35
Forensic & archaeological science	27	40	42	249
Astronomy	11	36	22	34
Geology	10	24	40	35
Ocean sciences	19	17	10	6
Physical & terrestrial geographical & environmental sciences	57	80	62	37
Others in physical sciences	*	18	40	74
Total	382	332	254	485



All Entrants

Subjects with the greatest proportion of entrants studying part-time in 2005/06 were Others in Physical Sciences, Astronomy and Forensic and Archaeological Science. The proportion of entrants studying Others in Physical Sciences part-time rose from 11 per cent in 2002/03 to 79 per cent in 2005/06, whilst for Astronomy this proportion rose from 16 per cent to 39 per cent and for Forensic and Archaeological Science from 12 per cent to 47 per cent across the period. The proportion of entrants studying Chemistry on a part-time basis was 48 per cent in 2002/03 and 27 per cent in 2003/04, but fell to 6 per cent in 2005/06.



Full-time qualifiers

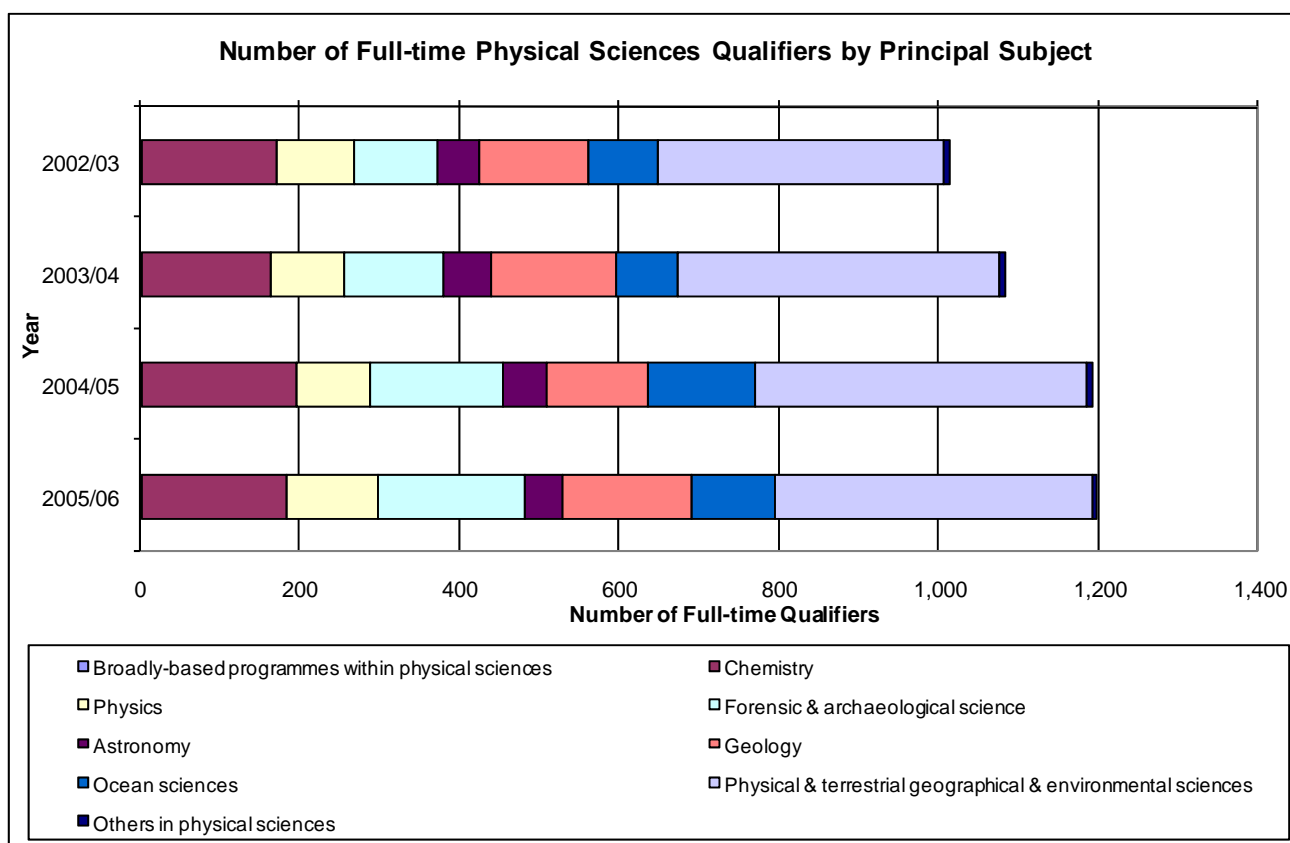
Principal subjects which made up the biggest proportion of full-time qualifiers in Physical Sciences were Chemistry and Physical and Terrestrial Geographical and Environmental Sciences which together represented just over half of all full-time Physical Sciences qualifiers each year except in 2005/06 when they represented 49 per cent.

Forensic and Archaeological Science has seen the biggest increase in full-time qualifiers across the period, rising by 75 per cent to reach 185 in 2005/06.

There were no full-time qualifiers in Broadly-based Programmes within Physical Sciences.

Table 6e: Qualifiers from Full-time Physical Sciences Courses by Principal Subject

Principal Subject	Number of Full-time Qualifiers			
	2002/03	2003/04	2004/05	2005/06
Broadly-based programmes within physical sciences	0	0	0	0
Chemistry	170	164	196	183
Physics	96	92	92	114
Forensic & archaeological science	106	123	168	185
Astronomy	52	59	53	46
Geology	136	157	129	161
Ocean sciences	89	78	133	105
Physical & terrestrial geographical & environmental sciences	357	402	414	399
Others in physical sciences	8	9	9	6
Total	1,014	1,084	1,193	1,198



Part-time qualifiers

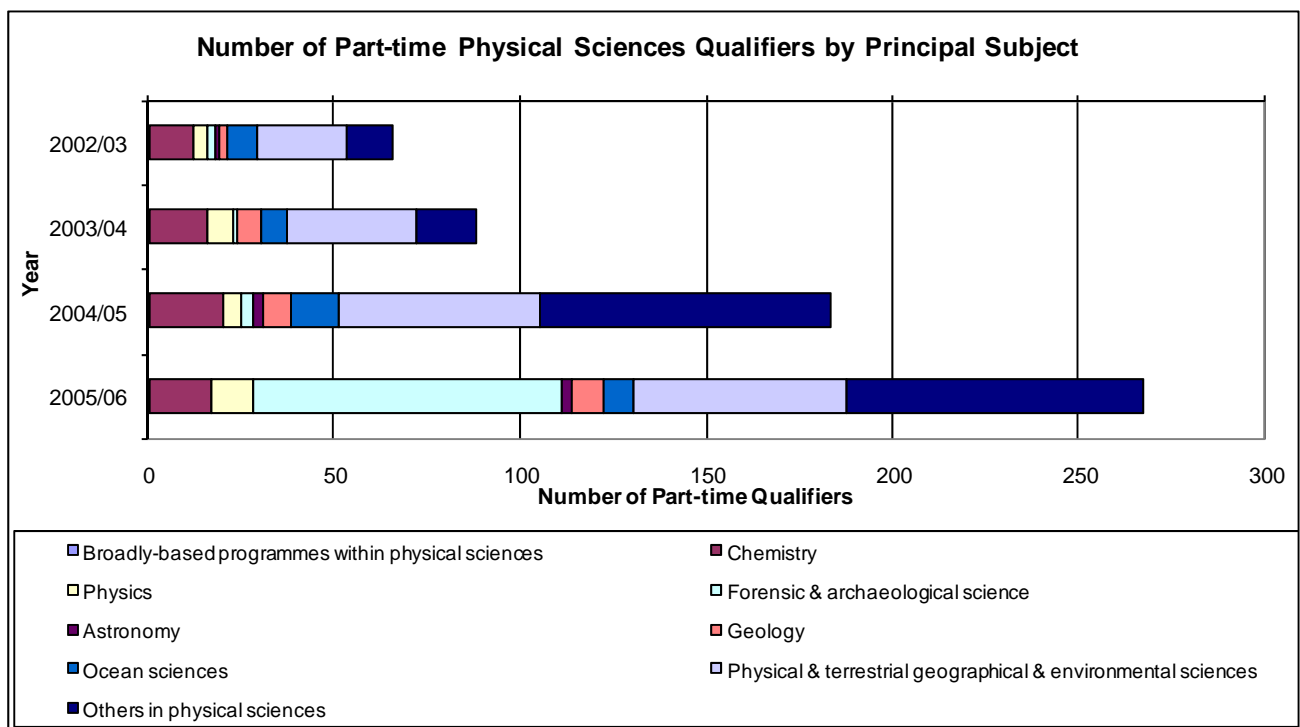
In 2002/03 and 2003/04 three quarters of part-time Physical Sciences qualifiers qualified in Chemistry, Physical and Terrestrial Geographical and Environmental Sciences or Others in Physical Sciences courses and in 2004/05 this proportion rose to 83 per cent. However in 2005/06 Forensic and Archaeological Science replaced Chemistry as one of three subjects making up the largest proportion.

Forensic and Archaeological Science saw the most growth across the period rising from less than five qualifiers in 2002/03 to 83 qualifiers in 2005/06.

There were no part-time qualifiers in Broadly-based Programmes within Physical Sciences.

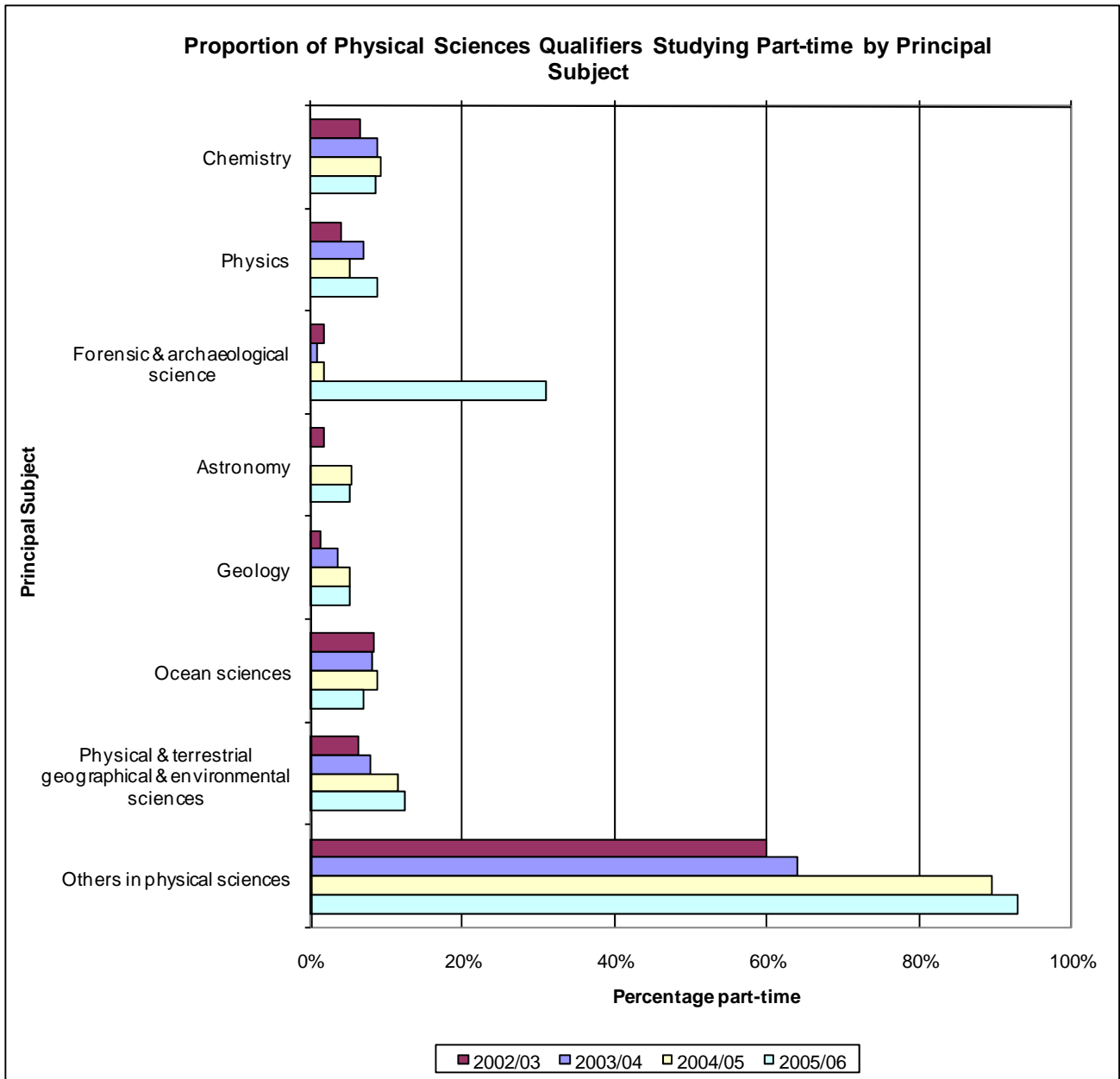
Table 6f: Qualifiers from Part-time Physical Sciences Courses by Principal Subject

Principal Subject	Number of Part-time Qualifiers			
	2002/03	2003/04	2004/05	2005/06
Broadly-based programmes within physical sciences	0	0	0	0
Chemistry	12	16	20	17
Physics	*	7	5	11
Forensic & archaeological science	*	*	*	83
Astronomy	*	0	*	*
Geology	*	+	7	9
Ocean sciences	8	7	13	+
Physical & terrestrial geographical & environmental sciences	25	35	54	57
Others in physical sciences	12	16	78	80
Total	66	88	183	268



All Qualifiers

Subjects with the greatest proportion of qualifiers from part-time study in 2005/06 were Others in Physical Sciences and Forensic and Archaeological Science. The proportion of Others in Physical Sciences qualifiers obtaining qualifications after studying part-time rose from 60 per cent in 2002/03 to 93 per cent in 2005/06, whilst for Forensic and Archaeological Science this proportion rose from 2 per cent to 31 per cent across the period.



7. Mathematical Sciences

The majority of part-time Mathematical Science provision is with the Open University. In 2002/03 the Open University coded the majority of its provision with a Combined subject code. It is possible, therefore, that part-time Mathematical Science entrants and qualifiers from the Open University in 2002/03 are included in the figures for the Combined subject area.

Entrants

Mode

In 2005/06, 305 students started full-time courses in Mathematical Sciences at Welsh HEIs, an increase of 29 per cent on the number of full-time entrants in 2002/03.

There were very few entrants to part-time Mathematical Sciences courses in 2002/03 as noted above, however between 2003/04 and 2005/06 the number of part-time entrants rose by nearly half. Part-time entrants accounted for 22 per cent of all Mathematical Sciences entrants in 2005/06 having risen from 16 per cent in 2003/04.

As the numbers of students starting part-time courses increased so did the volume of part-time activity for entrants. When considering FTEs it can be seen that the number of part-time entrant FTEs rose from 2 in 2002/03 to 31 in 2005/06. The average FTE for part-time entrants fell from 48 per cent in 2002/03 to 36 per cent in 2005/06.

Level

Full-time

Although there was an increase of 29 per cent in full-time Mathematical Science entrants across the period, this was not the case for individual levels of entry. The number of full-time Mathematical Sciences postgraduate entrants in 2005/06, at 33, was similar to the number at the start of the period, although this number was higher in the intervening years. In 2005/06, 272 entrants started full-time first degree courses, an increase of 36 per cent on 2002/03, and there were less than five other undergraduate entrants in 2002/03, and none from 2003/04 onwards. Therefore, across the period the majority of full-time entrants started first degree courses.

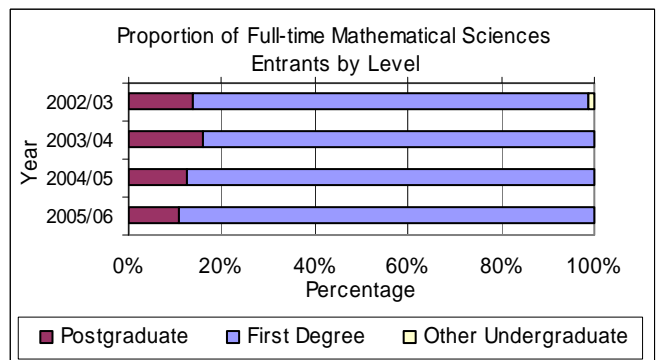
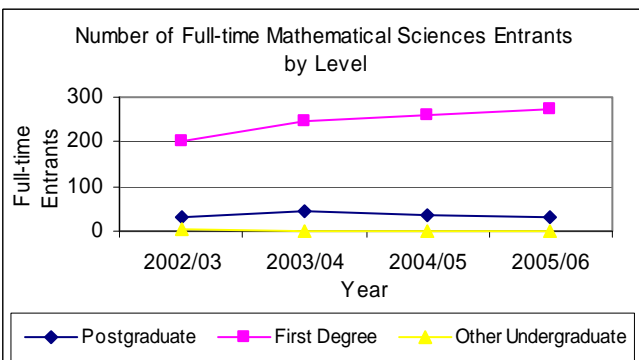
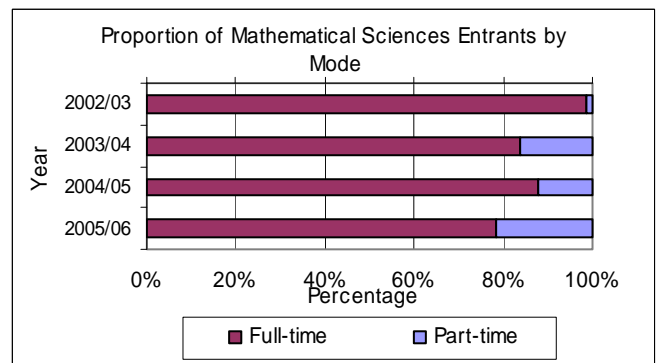
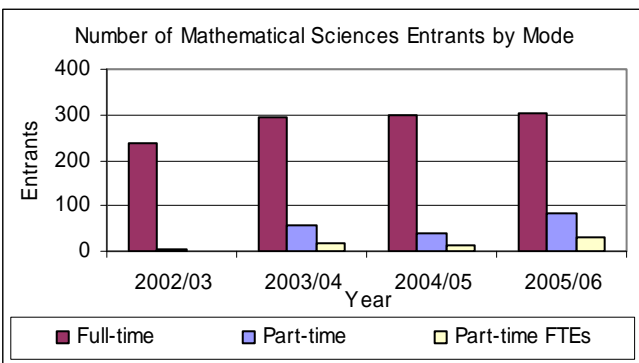
Part-time

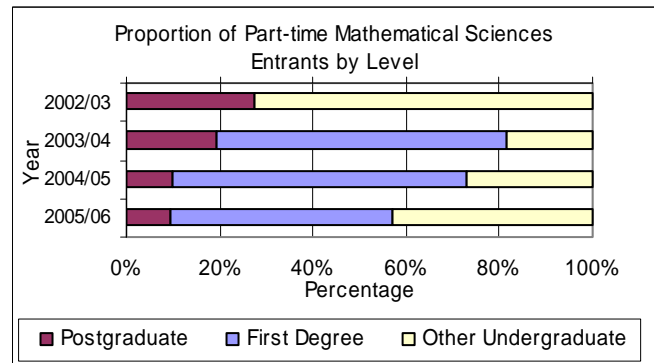
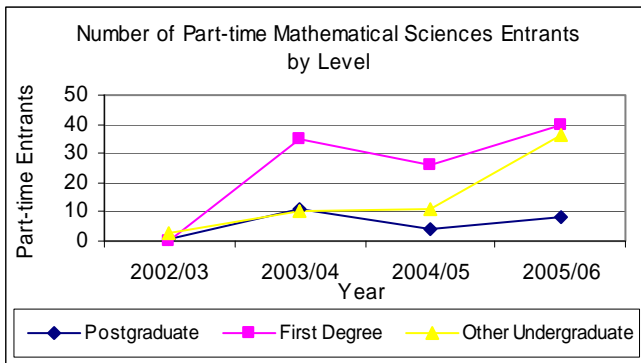
As noted above, there were very few part-time Mathematical Sciences entrants recorded in this subject area in 2002/03, therefore large increases appear across the period. Considering changes in the number of part-time entrants at different levels of entry between 2003/04 and 2005/06 it can be seen that part-time first degree entrants increased by 14 per cent to reach 40 in 2005/06 and part-time other undergraduate entrants more than tripled reaching 36 in 2005/06. Between 2003/04 and 2005/06 the number of part-time postgraduate entrants fell by nearly a third. The largest proportion of part-time entrants were studying first degree courses.

Changes to the volume of part-time study at each level followed a similar pattern to the number of part-time entrants between 2003/04 and 2005/06 although FTEs were very small particularly at postgraduate and other undergraduate levels.

Table 7a: Entrants to Mathematical Sciences courses by Mode and Level

		Postgraduate	First Degree	Other Undergraduate	Total
Full-time Entrants	2002/03	+	199	*	236
	2003/04	47	247	0	294
	2004/05	38	261	0	299
	2005/06	33	272	0	305
	Net change	*	72	*	69
Part-time Entrants	2002/03	*	0	*	*
	2003/04	11	35	11	57
	2004/05	*	26	11	+
	2005/06	+	40	36	+
	Net change	+	40	+	80
Part-time Entrant FTEs	2002/03	1	0	1	2
	2003/04	3	13	3	19
	2004/05	1	10	4	15
	2005/06	2	16	13	31
	Net change	1	16	11	29





Qualifiers

Mode

In 2005/06, 208 students obtained a qualification in Mathematical Sciences after studying full-time, a drop of 2 per cent on the number in 2002/03.

Across the period, the number of students obtaining Mathematical Sciences qualifications after studying part-time rose from 10 in 2002/03 to 41 in 2005/06.

The number of students obtaining a qualification after studying part-time accounted for 17 per cent of all Mathematical Sciences qualifications obtained in 2005/06. This proportion has risen by 12 percentage points across the period, previously representing 4 per cent of all qualifications obtained in 2002/03.

Level

Full-time


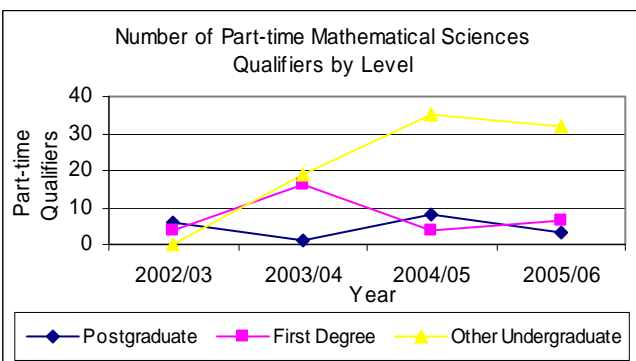

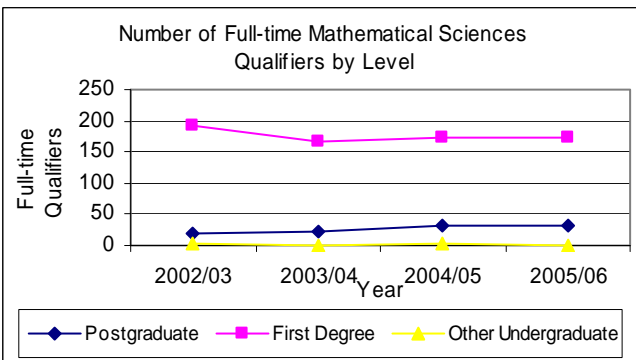
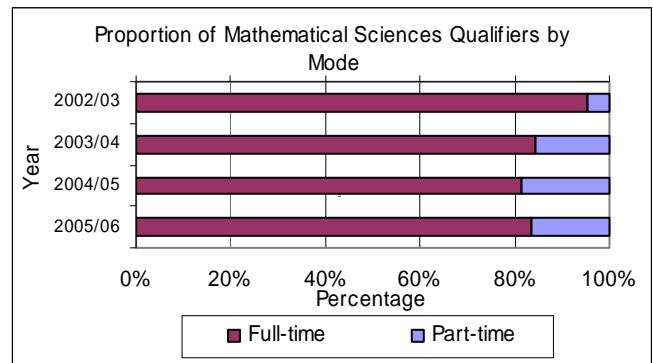
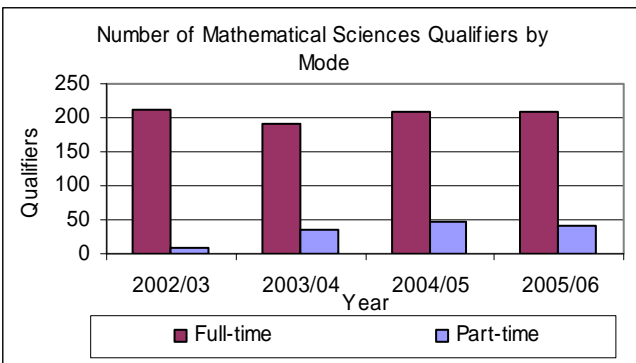
Although the number of full-time Mathematical Science qualifiers fell by 2 per cent across the period, this was not the case when considering the level at which the qualification was obtained. Across the period, the number of full-time Mathematical Sciences qualifiers obtaining postgraduate qualifications nearly doubled, those obtaining first degrees fell by 10 per cent to 174 and the number of students obtaining other undergraduate qualifications was very low each year. The majority of qualifications obtained after full-time study were first degrees.

Part-time

There were small numbers of part-time Mathematical Science qualifiers at both postgraduate and first degree level across the period, but those qualifying at other undergraduate level rose from 19 in 2003/04 to 32 in 2005/06.

Table 7b: Qualifiers from Mathematical Sciences courses by Mode and Level

		Postgraduate	First Degree	Other Undergraduate	Total
Full-time Qualifiers	2002/03	+	193	*	213
	2003/04	+	167	*	192
	2004/05	31	172	5	207
	2005/06	+	174	*	208
	Net change	15	-19	-1	-5
Part-time Qualifiers	2002/03	+	*	0	10
	2003/04	*	+	19	36
	2004/05	+	*	35	47
	2005/06	*	+	32	41
	Net change	-3	2	32	31



Mathematical Sciences by Principal Subject

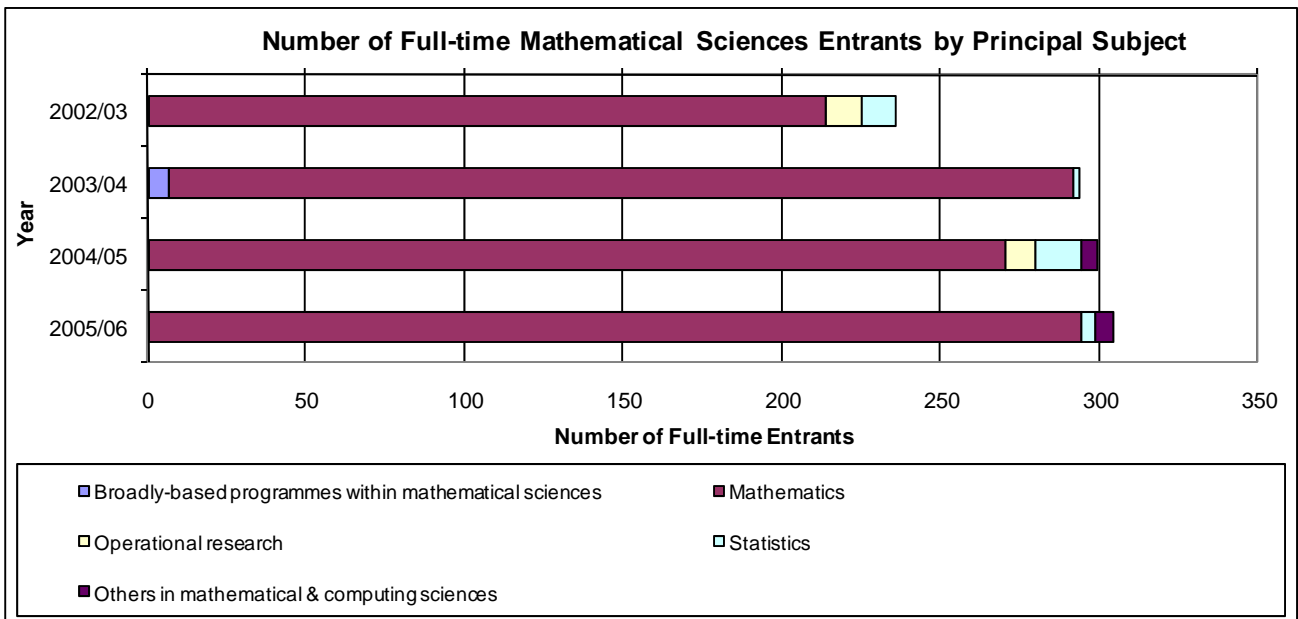
Full-time entrants

Mathematics was the principal subject which made up the biggest proportion of full-time entrants in the Mathematical Sciences subject area, representing 91 per cent of all full-time Mathematical Sciences entrants in 2002/03, rising to 97 per cent in 2005/06.

The number of full-time entrants in Mathematics increased by 38 per cent to reach 294 in 2005/06.

Table 7c: Entrants to Full-time Mathematical Sciences Courses by Principal Subject

Principal Subject	Number of Full-time Entrants			
	2002/03	2003/04	2004/05	2005/06
Broadly-based programmes within mathematical sciences	0	+	0	0
Mathematics	214	285	270	294
Operational research	11	0	9	0
Statistics	11	*	15	5
Others in mathematical & computing sciences	0	0	5	6
Total	236	294	299	305



Part-time entrants

As noted earlier in this chapter, it is possible that part-time Mathematical Sciences entrants to the Open University in 2002/03 are included in the figures for the Combined subject area, hence part-time Mathematical Sciences entrants for 2002/03 are low.

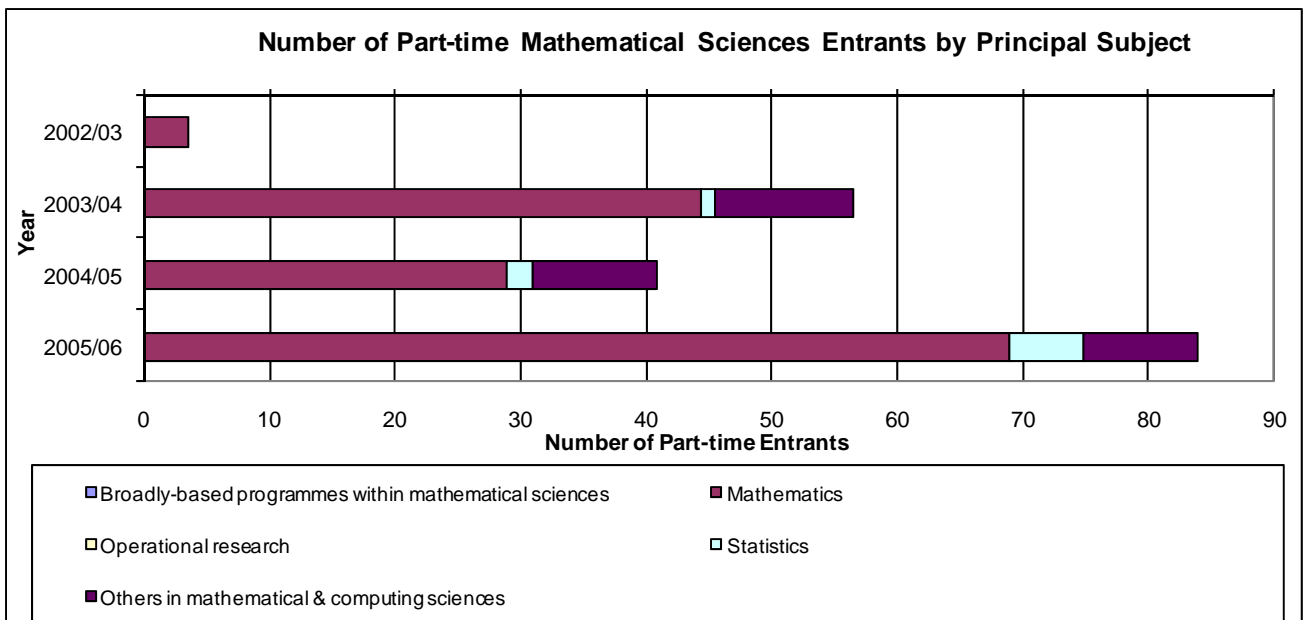
Again, Mathematics was the principal subject representing the majority of the Mathematical Sciences subject area, representing 79 per cent of all part-time entrants in Mathematical Sciences in 2003/04, 71 per cent in 2004/05 and 82 per cent in 2005/06.

Part-time entrants in Mathematics have increased by 53 per cent since 2003/04, reaching 69 in 2005/06.

There were no part-time entrants to courses in Broadly-based Programmes within Mathematical Sciences and Operational Research.

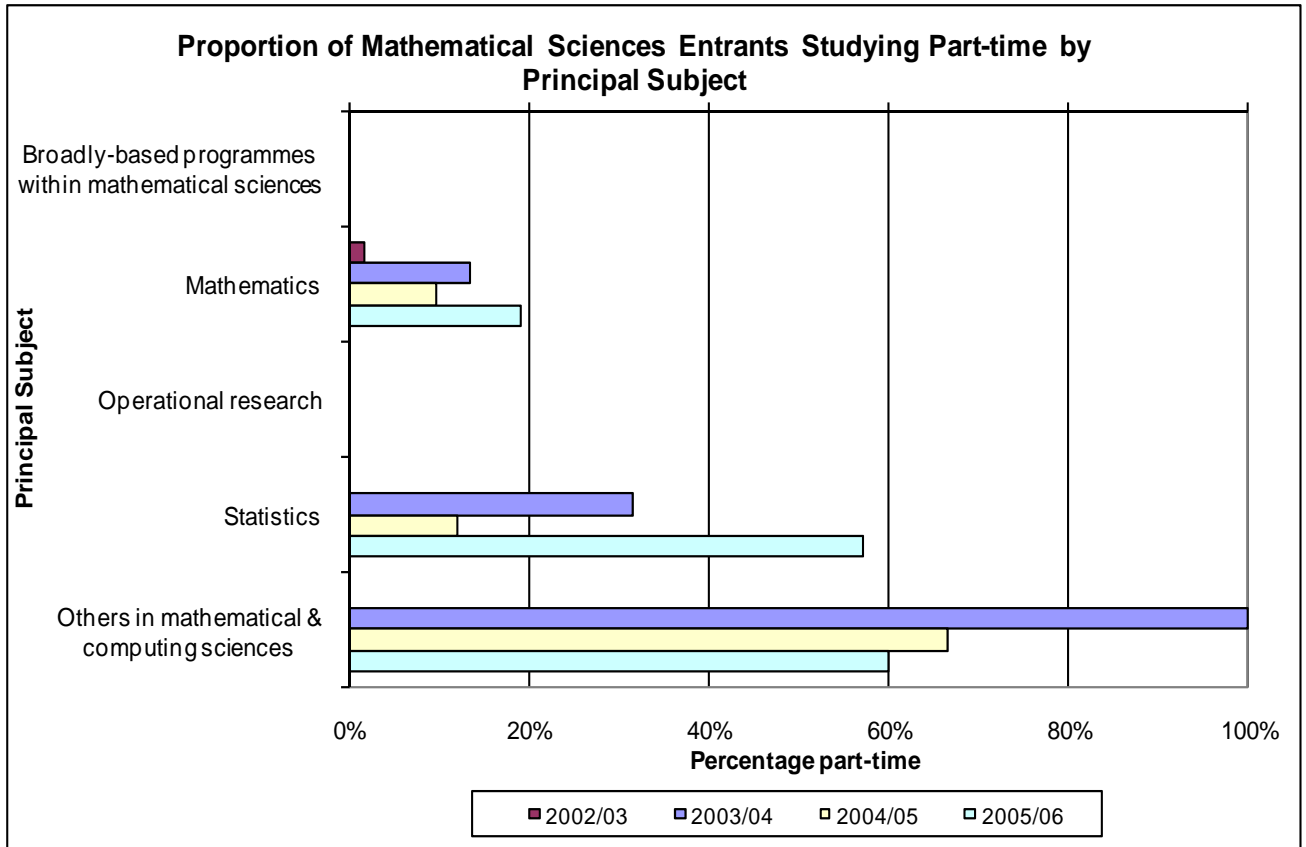
Table 7d: Entrants to Part-time Mathematical Sciences Courses by Principal Subject

Principal Subject	Number of Part-time Entrants			
	2002/03	2003/04	2004/05	2005/06
Broadly-based programmes within mathematical sciences	0	0	0	0
Mathematics	*	45	29	69
Operational research	0	0	0	0
Statistics	0	*	*	+
Others in mathematical & computing sciences	0	+	10	9
Total	*	57	+	+



All Entrants

Subjects with the greatest proportion of entrants studying part-time in 2005/06 were Others in Mathematical Sciences and Statistics, although numbers of entrants in total in these subjects were low.



Full-time qualifiers


Mathematics was the principal subject which made up the majority of full-time qualifiers in Mathematical Sciences representing 85 per cent of all full-time Mathematical Sciences qualifiers in 2002/03, rising to 96 per cent in 2005/06.

The number gaining a qualification after studying Mathematics full-time rose by 10 per cent across the period, reaching 199 in 2005/06.

There were no full-time qualifiers in Broadly-based Programmes within Mathematical Sciences and very few in Others in Mathematical Sciences.

Table 7e: Qualifiers from Full-time Mathematical Sciences Courses by Principal Subject

Principal Subject	Number of Full-time Qualifiers			
	2002/03	2003/04	2004/05	2005/06
Broadly-based programmes within mathematical sciences	0	0	0	0
Mathematics	181	+	184	199
Operational research	14	0	8	*
Statistics	17	*	15	5
Others in mathematical & computing sciences	0	0	0	*
Total	213	192	207	208



Part-time qualifiers

As noted earlier in this chapter, it is possible that part-time Mathematical Sciences qualifiers from the Open University in 2002/03 are included in the figures for the Combined subject area, hence part-time Mathematical Sciences qualifiers for 2002/03 are low.

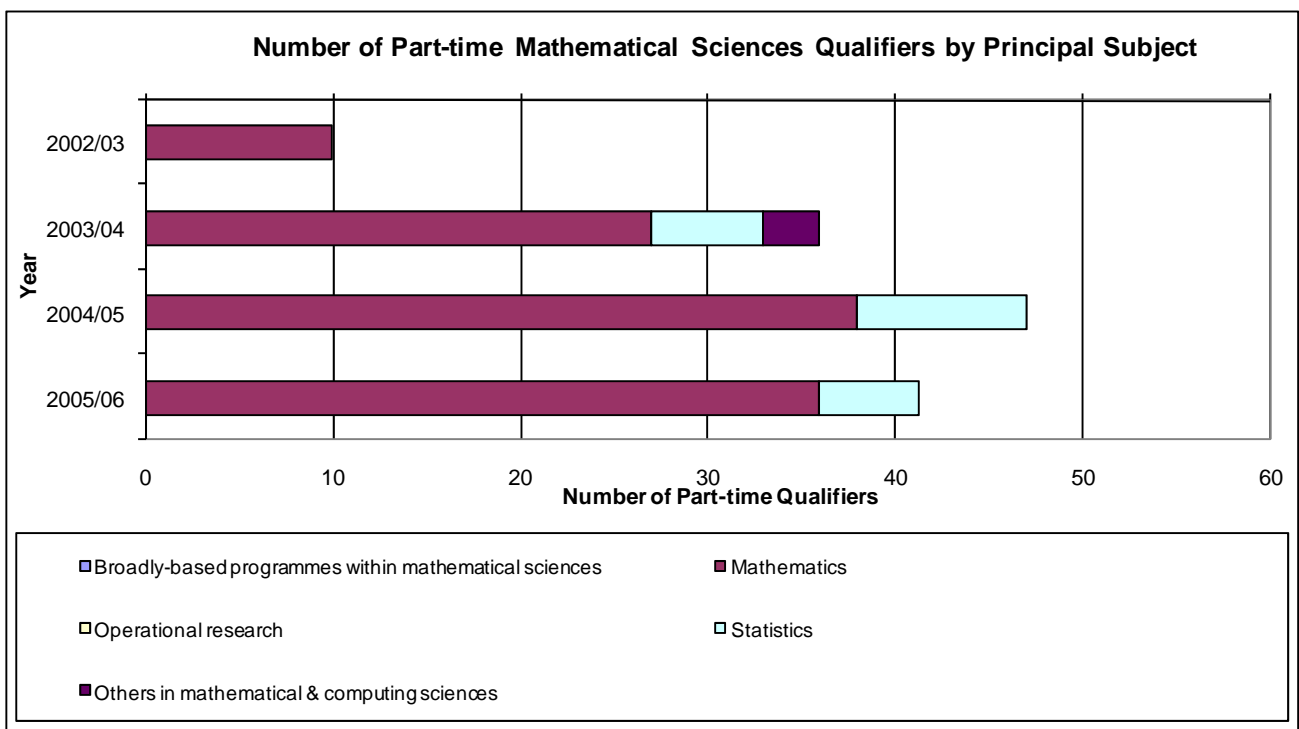
Again, Mathematics was the principal subject representing the majority of the Mathematical Sciences subject area, with 75 per cent of all part-time qualifiers in Mathematical Sciences in 2003/04 and 87 per cent in 2005/06.

Part-time qualifiers in Mathematics have increased by 33 per cent since 2003/04, reaching 36 in 2005/06.

There were no part-time entrants to courses in Broadly-based Programmes within Mathematical Sciences and Operational Research and very few in Others in Mathematical Sciences.

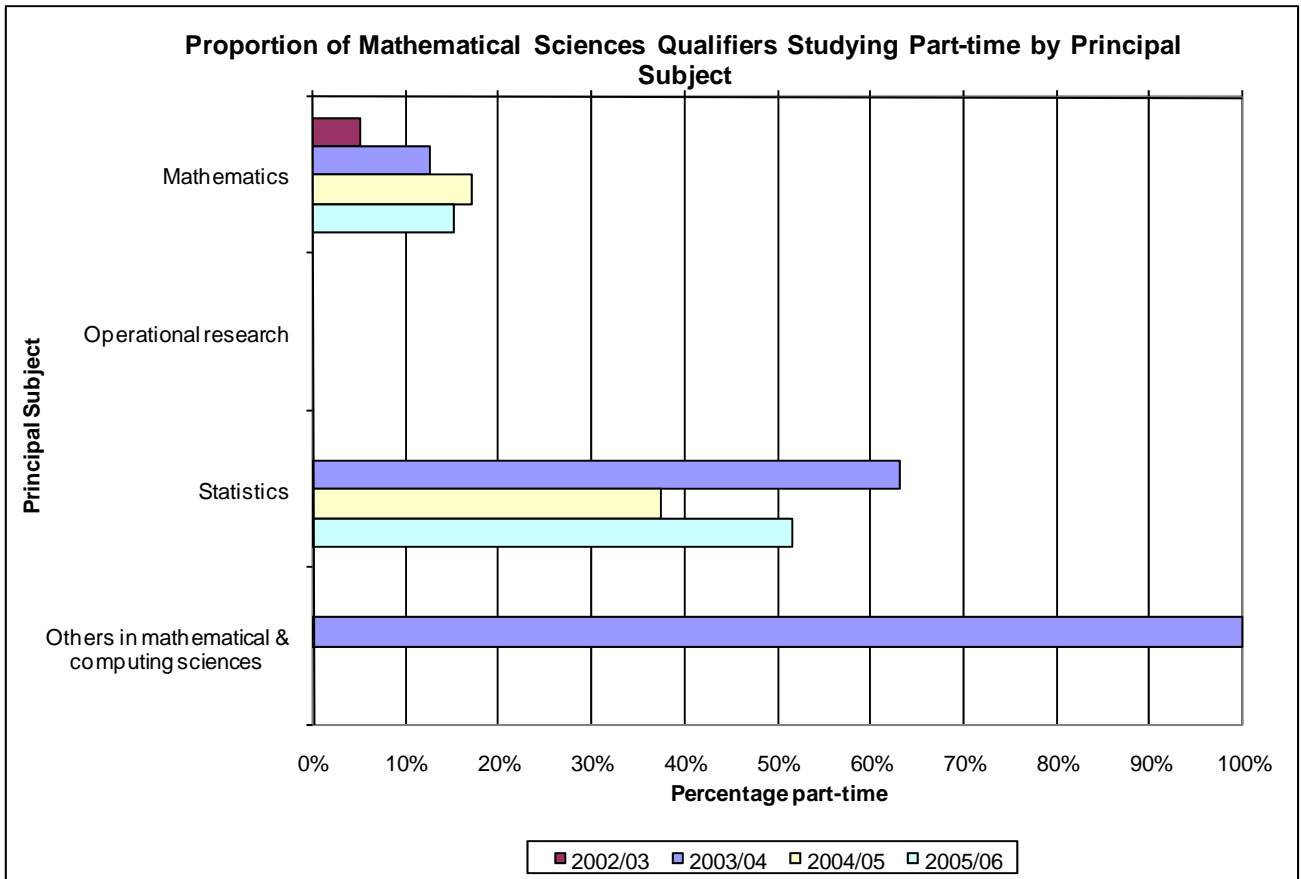
Table 7f: Qualifiers from Part-time Mathematical Sciences Courses by Principal Subject

Principal Subject	Number of Part-time Qualifiers			
	2002/03	2003/04	2004/05	2005/06
Broadly-based programmes within mathematical sciences	0	0	0	0
Mathematics	10	27	38	36
Operational research	0	0	0	0
Statistics	0	+	9	5
Others in mathematical & computing sciences	0	*	0	0
Total	10	36	47	41



All Qualifiers

The proportion of Mathematics qualifiers who obtained a qualification after studying part-time rose from 13 per cent in 2003/04 to 15 per cent in 2005/06.



8. Computer Science

Entrants

Mode

In 2005/06, 1,275 students started full-time Computer Science courses at Welsh HEIs, a drop of 26 per cent on the number of full-time entrants in 2002/03.

Across the same period, entrants to part-time Computer Science courses fell by 17 per cent to reach 1,009 in 2005/06. Part-time entrants accounted for 44 per cent of all Computer Science entrants in 2005/06, an increase of three percentage points since 2002/03.

Although the numbers of students starting part-time courses fell, the volume of part-time activity fell at a greater rate. When considering FTEs it can be seen that the number of part-time entrant FTEs fell by 38 per cent from 505 in 2002/03 to reach 312 in 2005/06. The average FTE for part-time entrants fell from 42 per cent in 2002/03 to 31 per cent in 2005/06.

Level

Full-time

Although there was a fall of 26 per cent in full-time Computer Science entrants across the period, this was not the case for individual levels of entry. In 2005/06, 230 entrants started full-time postgraduate courses, a fall of 24 per cent on 2002/03, and 846 entrants started full-time first degree courses, a fall of 23 per cent on 2002/03. The number of entrants starting full-time other undergraduate courses fell by 38 per cent to reach 199 in 2005/06. Across the period the majority of full-time entrants started first degree courses.

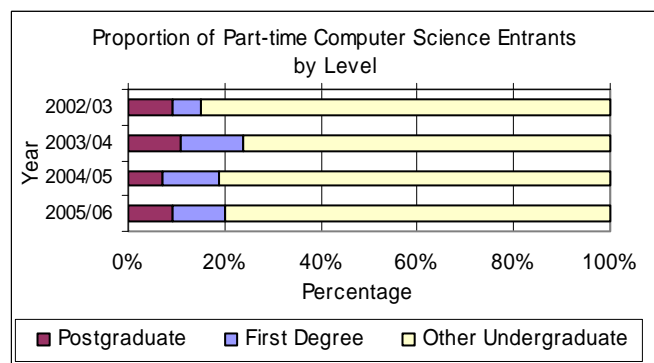
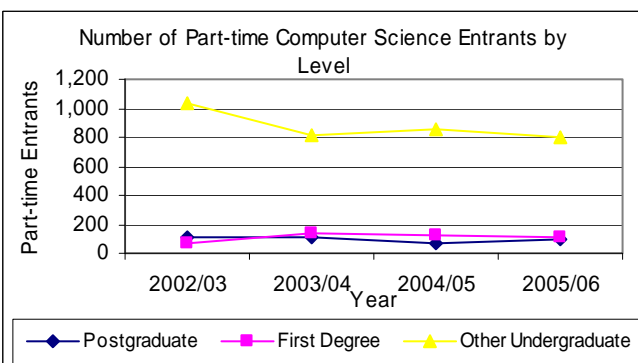
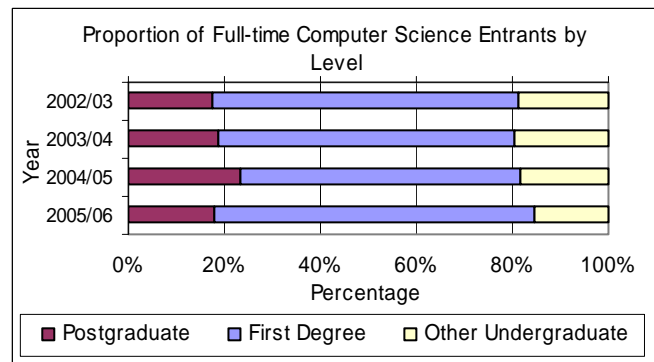
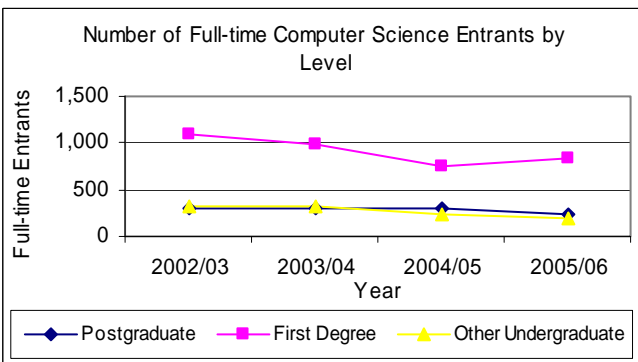
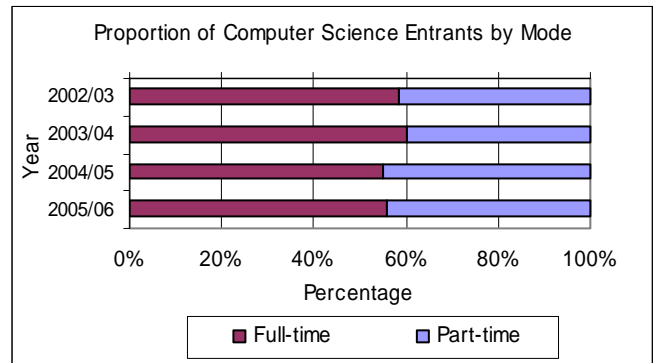
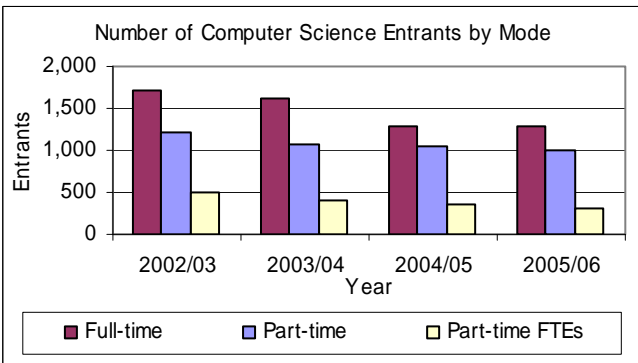
Part-time

As with full-time entrants, the drop in part-time Computer Science entrants was quite different when considering level of entry separately. In 2005/06, 92 entrants started part-time postgraduate study, a fall of 18 per cent on 2002/03 and entrants starting part-time first degree courses increased by more than a half to reach 112 in 2005/06. Those entering part-time other undergraduate study fell by 22 per cent to reach 805 in 2005/06. The majority of part-time entrants were studying other undergraduate courses.

As the number of part-time Computer Science entrants at each level fell or rose, the volume of study at each level followed. The number of part-time entrant FTEs at postgraduate level fell by 26 per cent and at other undergraduate level by 46 per cent. Part-time entrant FTEs at first degree level rose by 54 per cent. The average FTE for part-time entrants at postgraduate level fell from 44 per cent to 40 per cent and at other undergraduate level from 41 per cent to 29 per cent. The average FTE for first degree at 40 per cent in 2005/06 was similar to that at the start of the period.

Table 8a: Entrants to Computer Science courses by Mode and Level

		Postgraduate	First Degree	Other Undergraduate	Total
Full-time Entrants	2002/03	305	1,094	322	1,720
	2003/04	299	995	315	1,609
	2004/05	299	754	239	1,292
	2005/06	230	846	199	1,275
	Net change	-75	-248	-123	-445
Part-time Entrants	2002/03	112	72	1,033	1,217
	2003/04	116	139	808	1,063
	2004/05	74	124	860	1,058
	2005/06	92	112	805	1,009
	Net change	-20	40	-229	-208
Part-time Entrant FTEs	2002/03	50	29	426	505
	2003/04	47	60	294	401
	2004/05	31	51	279	361
	2005/06	37	44	231	312
	Net change	-13	16	-195	-193



Qualifiers

Mode

In 2005/06, 923 students obtained a Computer Science qualification through studying full-time, an increase of 10 per cent on the number in 2002/03, but a drop of 27 per cent on the number in 2004/05 (1,266).

Across the period, the number of students obtaining Computer Science qualifications after studying part-time rose by 32 per cent to reach 691 in 2005/06. The number of students obtaining a qualification after studying part-time accounted for 43 per cent of all Computer Science qualifications obtained in 2005/06. This proportion has risen by 4 percentage points across the period, previously representing 38 per cent of all qualifications obtained in 2002/03.

Level

Full-time

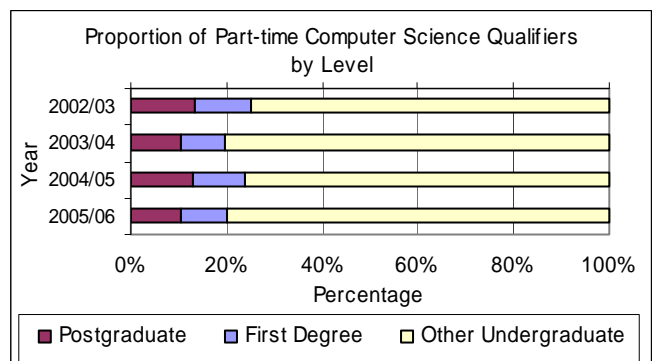
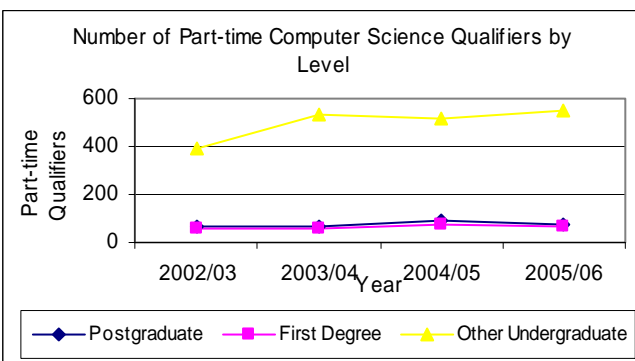
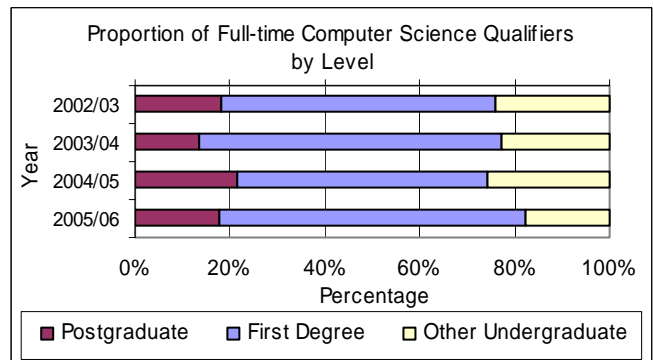
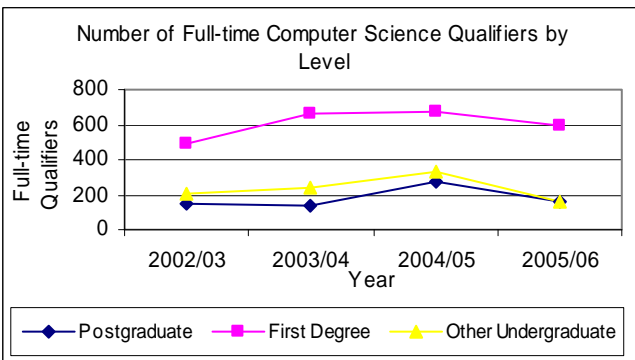
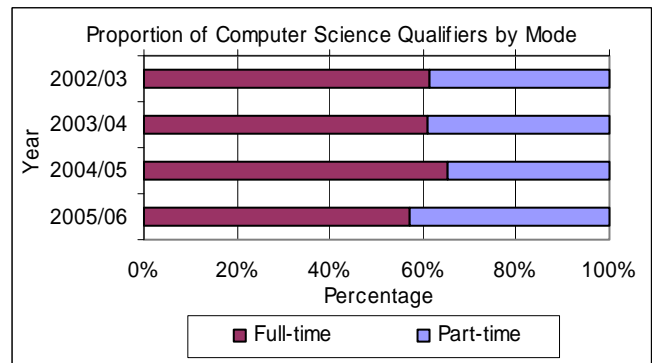
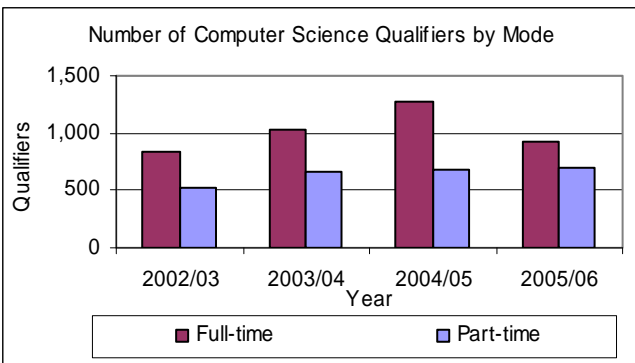
Although the number of full-time Computer Science qualifiers rose by 10 per cent across the period, this was not the case when considering the level at which the qualification was obtained. The number of full-time Computer Science qualifiers obtaining postgraduate qualifications rose by 9 per cent to reach 165 in 2005/06, those obtaining a first degree rose by 22 per cent to reach 593 and those obtaining an other undergraduate qualification fell by 19 per cent to reach 165 in 2005/06. The majority of qualifications obtained after full-time study were first degrees.

Part-time

The number of part-time Computer Science qualifiers rose by 32 per cent across the period, this was mostly due to a large increase in other undergraduate qualifiers which rose by 40 per cent across the period reaching 552 in 2005/06. Part-time qualifiers obtaining postgraduate qualifications rose by 3 per cent to reach 72 in 2005/06 and those obtaining first degrees rose by 9 per cent reaching 68. The majority of qualifications obtained from part-time study were other undergraduate.

Table 8b: Qualifiers from Computer Science courses by Mode and Level

		Postgraduate	First Degree	Other Undergraduate	Total
Full-time Qualifiers	2002/03	152	486	204	841
	2003/04	138	658	237	1,033
	2004/05	270	670	327	1,266
	2005/06	165	593	165	923
	Net change	13	107	-39	82
Part-time Qualifiers	2002/03	70	62	393	525
	2003/04	70	59	531	660
	2004/05	88	73	516	677
	2005/06	72	68	552	691
	Net change	2	6	159	166



Computer Science by Principal Subject

Full-time entrants

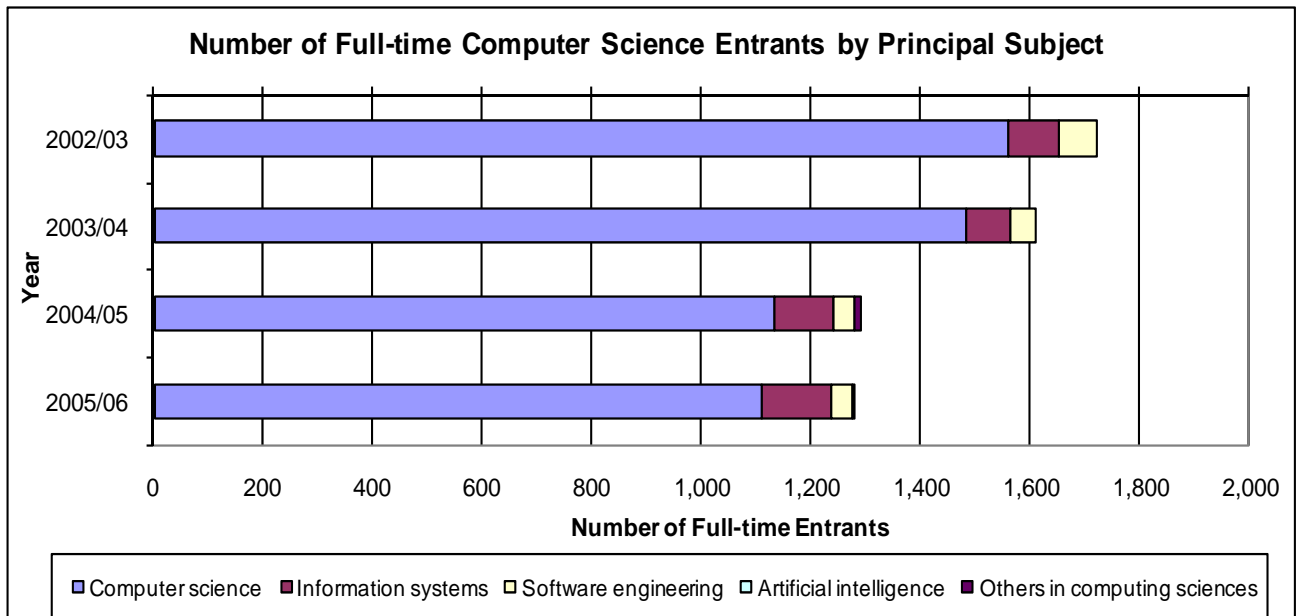
Computer Science was the principal subject which made up the biggest proportion of full-time entrants in the Computer Science subject area, representing 91 per cent of all full-time Computer Science entrants in 2002/03, although this proportion fell to 87 per cent in 2005/06 as the proportion of full-time entrants studying Information Systems increased.

Information Systems has seen the biggest increase in full-time entrants across the period, rising by 42 per cent to reach 128 in 2005/06. Across the period full-time entrants studying Computer Science fell by nearly a third to 1,110 in 2005/06.

There were very few full-time entrants in Artificial Intelligence.

Table 8c: Entrants to Full-time Computer Science Courses by Principal Subject

Principal Subject	Number of Full-time Entrants			
	2002/03	2003/04	2004/05	2005/06
Computer science	1,560	1,482	1,131	1,110
Information systems	90	81	108	128
Software engineering	70	46	40	+
Artificial intelligence	0	0	0	*
Others in computing sciences	0	0	13	0
Total	1,720	1,609	1,292	1,275



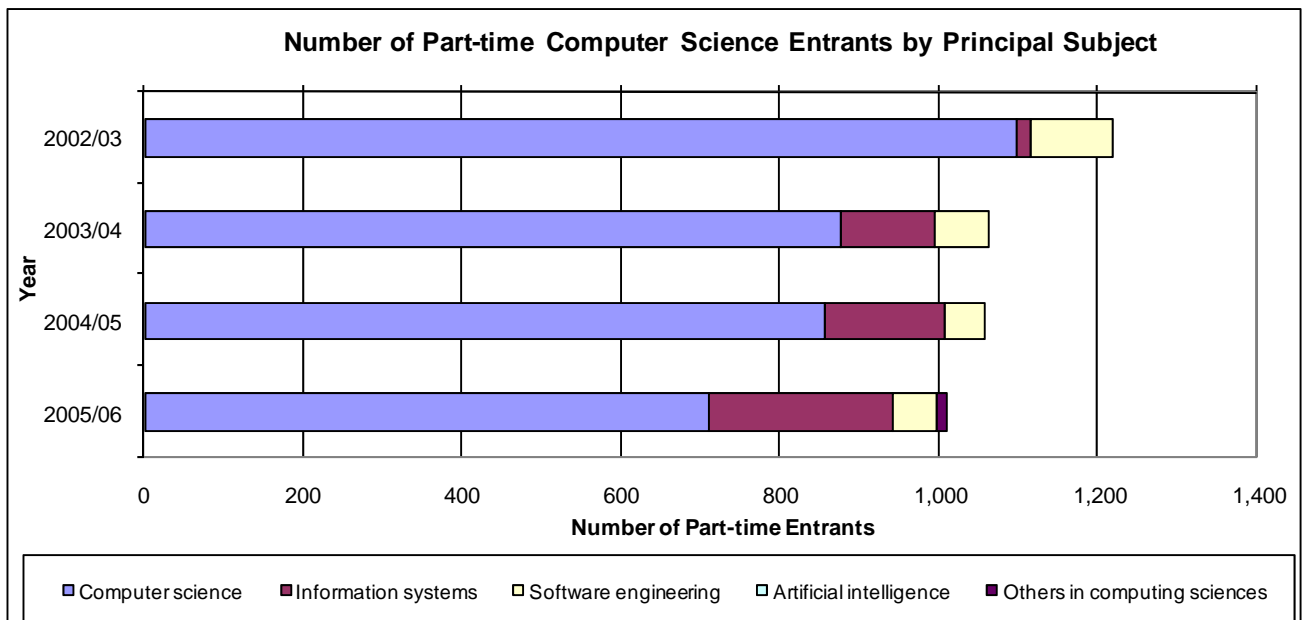
Part-time entrants

Computer Science was also the principal subject which made up the biggest proportion of part-time entrants in the Computer Science subject area, representing 90 per cent of all part-time Computer Science entrants in 2002/03, although this fell to 71 per cent in 2005/06 as the proportion of full-time entrants studying Information Systems increased. Around a half of Information Systems entrants study with the Open University, however as explained earlier, in 2002/03 the majority of Open University provision was coded as Combined therefore it is possible that part-time Information Systems entrants from the Open University in 2002/03 are included in the analysis of the Combined subject area.

The number of part-time entrants to courses in Information Systems almost doubled between 2003/04 and 2005/06 reaching 230 in 2005/06. Across the period the number of part-time entrants to courses in Computer Science fell by more than a third to 711 in 2005/06. There were no part-time entrants in Artificial Intelligence.

Table 8d: Entrants to Part-time Computer Science Courses by Principal Subject

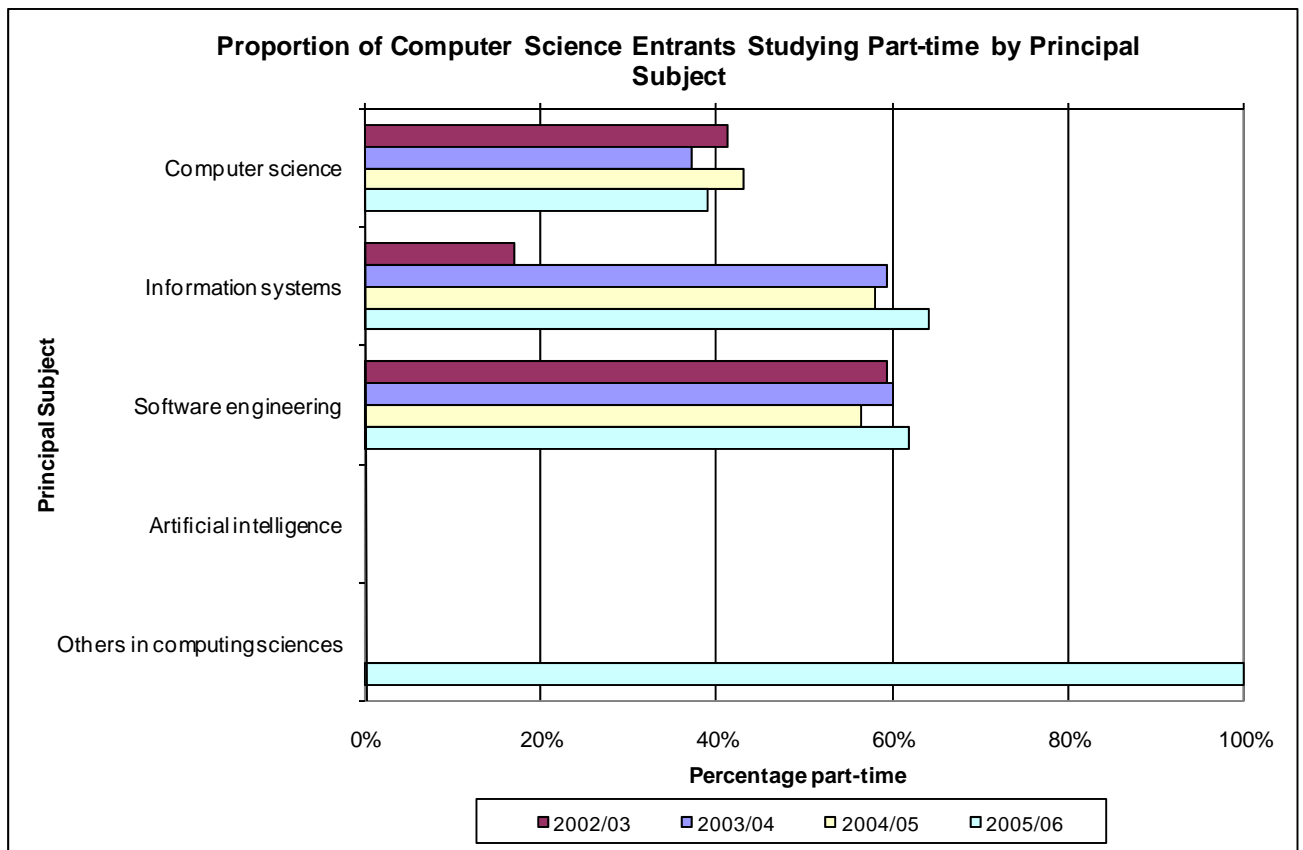
Principal Subject	Number of Part-time Entrants			
	2002/03	2003/04	2004/05	2005/06
Computer science	1,097	876	857	711
Information systems	18	118	149	230
Software engineering	102	69	52	57
Artificial intelligence	0	0	0	0
Others in computing sciences	0	0	0	11
Total	1,217	1,063	1,058	1,009



All Entrants

In 2005/06 there were high proportions of entrants studying part-time in Computer Science, Information Systems and Software Engineering. The proportion of Computer Science entrants studying part-time was around 40 per cent across the period, and for Software Engineering was around 60 per cent. The proportion of entrants to Information Systems studying part-time was 64 per cent in 2005/06.

There were no entrants in Others in Computing Sciences in 2002/03 and 2003/04, in 2004/05 there were only full-time entrants and in 2005/06 there were only part-time entrants in this subject.



Full-time qualifiers

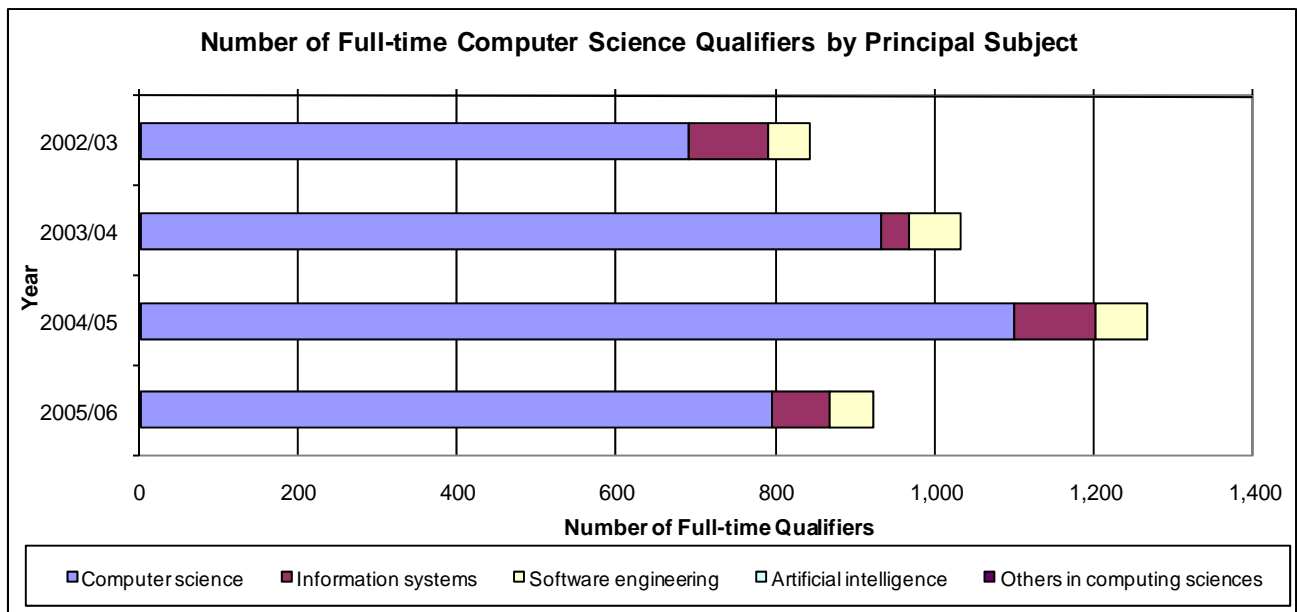
Computer Science was the principal subject which made up the biggest proportion of full-time qualifiers in the Computer Science subject area representing 82 per cent of all full-time Computer Science qualifiers in 2002/03, rising to 86 per cent in 2005/06.

In each year there were increases in the number of qualifiers obtaining a Computer Science qualification after studying full-time, except in 2005/06 when the number fell below the 2003/04 level.

There were no full-time qualifiers in Artificial Intelligence or Others in Computing Sciences.

Table 8e: Qualifiers from Full-time Computer Science Courses by Principal Subject

Principal Subject	Number of Full-time Qualifiers			
	2002/03	2003/04	2004/05	2005/06
Computer science	689	931	1,099	795
Information systems	101	37	103	74
Software engineering	51	65	64	55
Artificial intelligence	0	0	0	0
Others in computing sciences	0	0	0	0
Total	841	1,033	1,266	923



Part-time qualifiers

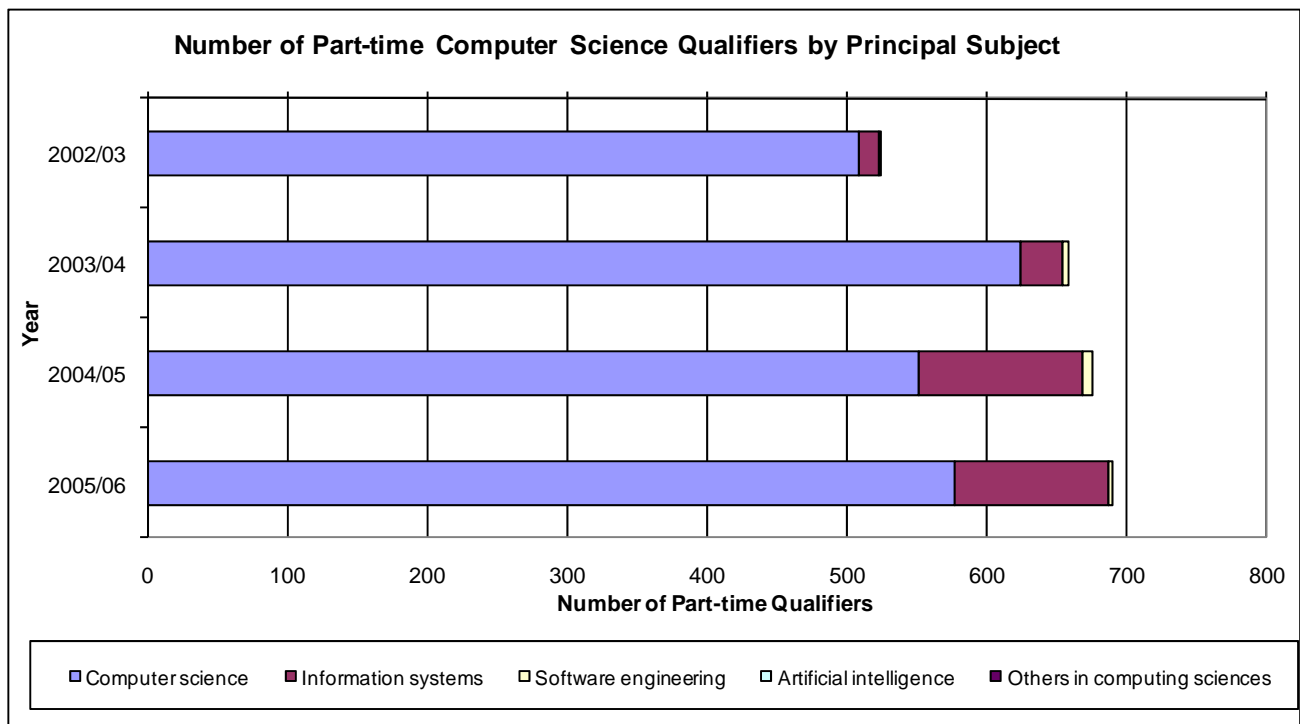
Computer Science was also the principal subject which made up the biggest proportion of part-time qualifiers in the Computer Science subject area, representing 97 per cent of all part-time Computer Science qualifiers in 2002/03 but falling to 84 per cent in 2005/06 as the proportion of part-time qualifiers in Information Systems increased.

Across the period, there was a large increase in part-time qualifiers in Information Systems rising from under 20 in 2002/03 to just over 100 in 2005/06.

There were no part-time qualifiers in Artificial Intelligence or Others in Computing Sciences.

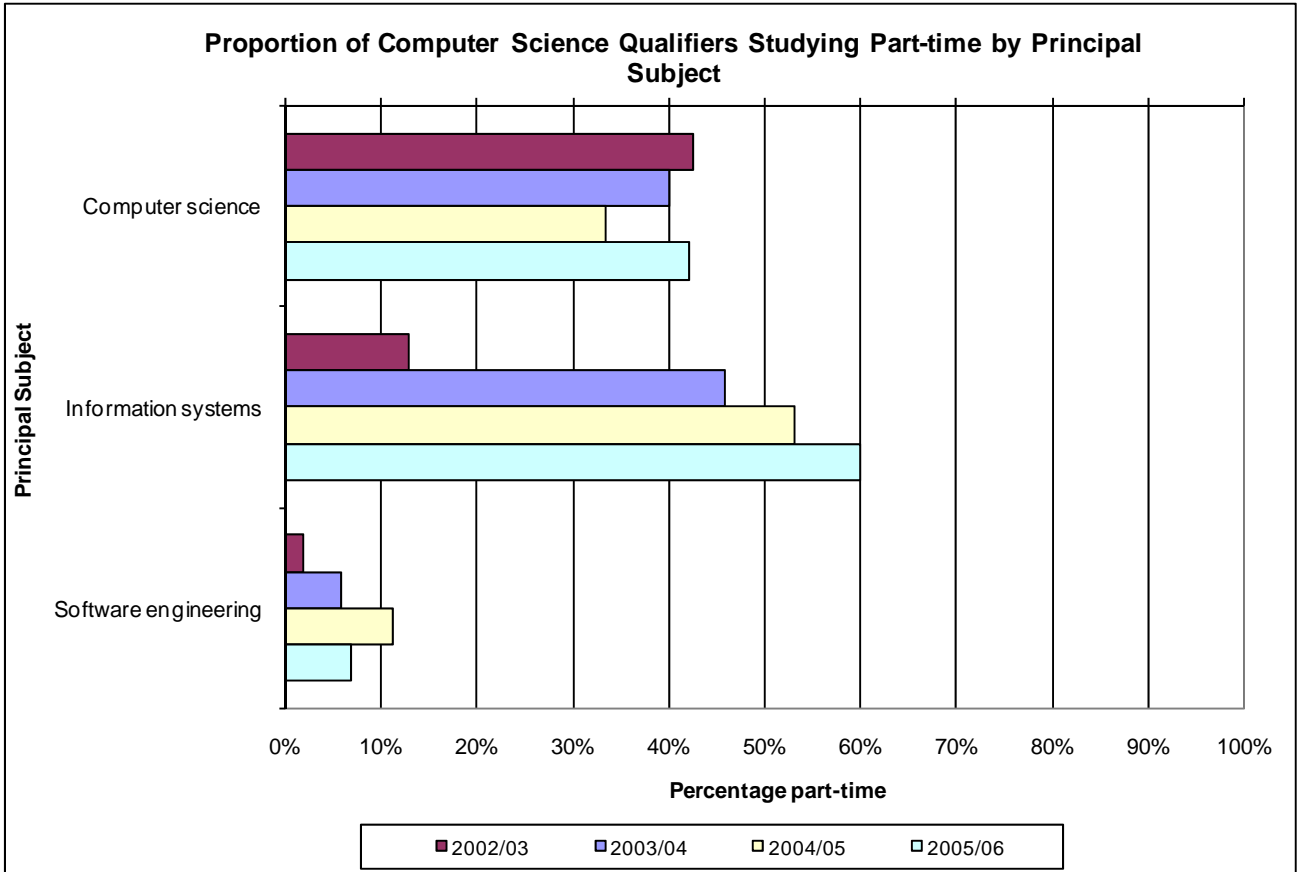
Table 8f: Qualifiers from Part-time Computer Science Courses by Principal Subject

Principal Subject	Number of Part-time Qualifiers			
	2002/03	2003/04	2004/05	2005/06
Computer science	509	625	552	577
Information systems	+	+	117	+
Software engineering	*	*	8	*
Artificial intelligence	0	0	0	0
Others in computing sciences	0	0	0	0
Total	525	660	677	691



All Qualifiers

In 2005/06 there were high proportions of part-time qualifiers in Computer Science and Information Systems. The proportion of Computer Science qualifiers obtaining qualifications after studying part-time was 42 per cent at the start and the end of the period, while the proportion of part-time qualifiers in Information Systems rose from 13 per cent in 2002/03 to 60 per cent in 2005/06.



9. Engineering and Technology

Entrants

Mode

In 2005/06, 2,143 students started full-time Engineering and Technology courses at Welsh HEIs, an increase of 2 per cent on the number of full-time entrants in 2002/03.

Across the same period, entrants to part-time Engineering and Technology courses increased by 4 per cent to reach 1,728 in 2005/06. Part-time entrants accounted for 45 per cent of all Engineering and Technology entrants in 2005/06, an increase of one percentage point since 2002/03.

Although the numbers of students starting part-time courses increased, the volume of part-time activity for entrants decreased. When considering FTEs it can be seen that the number of part-time entrant FTEs fell by 8 per cent to reach 705 in 2005/06 and the average FTE for part-time entrants fell from 46 per cent in 2002/03 to 41 per cent in 2005/06.

Level

Full-time

Although there was an increase of 2 per cent in full-time Engineering and Technology entrants across the period, this was not the case for individual levels of entry. In 2005/06, 320 entrants started full-time postgraduate courses, an increase of 7 per cent on 2002/03, and 1,475 entrants started full-time first degree courses, an increase of just under one per cent on 2002/03. The number of entrants starting full-time other undergraduate courses rose by 2 per cent to reach 348 in 2005/06. Across the period the majority of full-time entrants started first degree courses.

Part-time

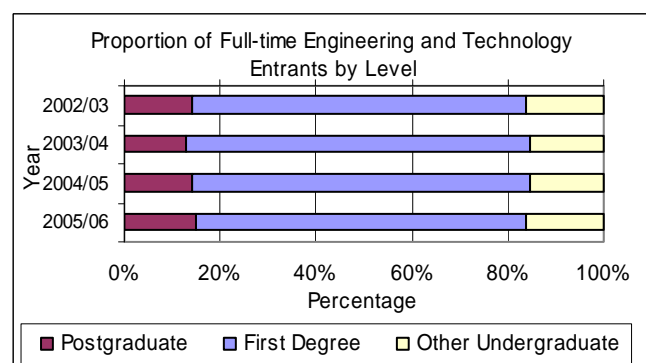
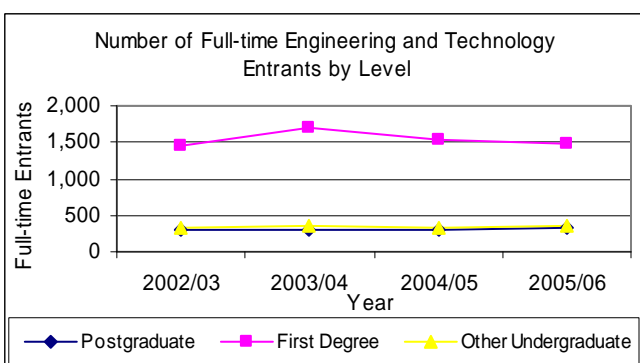
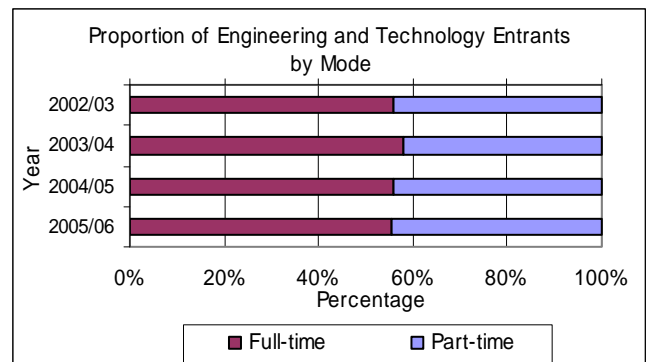
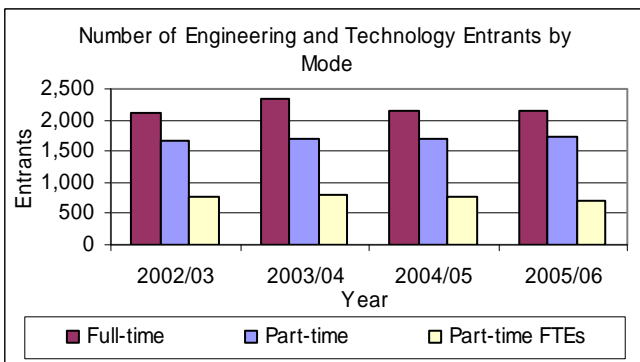
As with full-time entrants, the increase in part-time Engineering and Technology entrants was quite different when considering level of entry separately. In 2005/06, 161 entrants started part-time postgraduate study, an increase of 21 per cent on 2002/03 and entrants starting part-time other undergraduate study increased by nearly 8 per cent to reach 1,328. Those entering part-time first degree courses fell by 22 per cent to reach 239 by 2005/06. The majority of part-time entrants were studying other undergraduate courses.

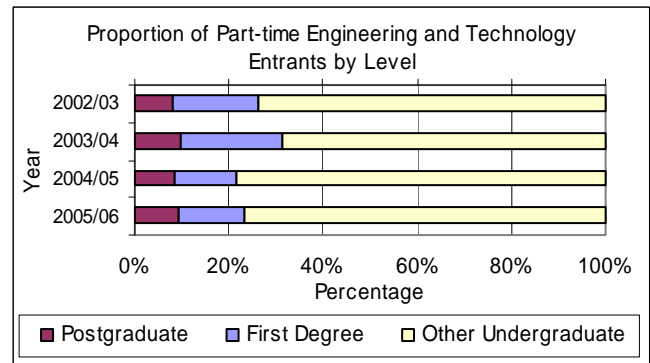
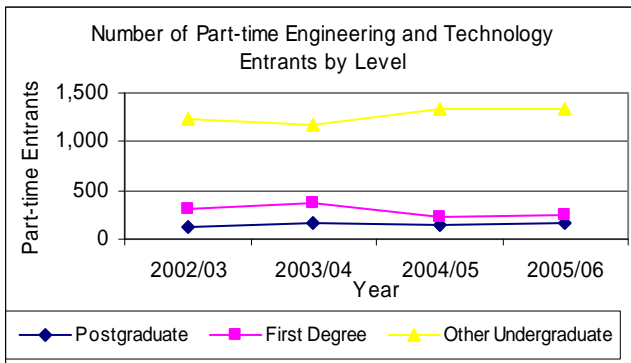
Although there were changes in the number of part-time Engineering and Technology entrants at all levels, the changes in the volume of study at each level did not necessarily change in the same direction or at the same rate. The number of part-time entrant FTEs at postgraduate level fell by 2 per cent, at first degree level by 29 per cent and at other undergraduate level by 2 per cent. The average FTE for part-time entrants at postgraduate level fell from 48 per cent in 2002/03 to 39 per cent in 2005/06, for first

degree level it fell from 51 per cent to 47 per cent and at other undergraduate level fell from 44 per cent to 40 per cent.

Table 9a: Entrants to Engineering and Technology courses by Mode and Level

		Postgraduate	First Degree	Other Undergraduate	Total
Full-time Entrants	2002/03	300	1,465	340	2,105
	2003/04	299	1,689	358	2,346
	2004/05	301	1,527	334	2,162
	2005/06	320	1,475	348	2,143
	Net change	20	9	8	37
Part-time Entrants	2002/03	134	307	1,227	1,667
	2003/04	168	364	1,176	1,708
	2004/05	145	224	1,332	1,700
	2005/06	161	239	1,328	1,728
	Net change	28	-68	101	61
Part-time Entrant FTEs	2002/03	64	157	543	764
	2003/04	66	177	560	804
	2004/05	62	95	614	771
	2005/06	62	112	530	705
	Net change	-1	-46	-12	-59





Qualifiers

Mode

In 2005/06, 1,513 students obtained an Engineering and Technology qualification through studying full-time, an increase of 23 per cent on the number in 2002/03.

Across the period, the number of students obtaining Engineering and Technology qualifications after studying part-time rose by 34 per cent to reach 1,221 in 2005/06. The number of students obtaining a qualification after studying part-time accounted for 45 per cent of all Engineering and Technology qualifications obtained in 2005/06. This proportion is 2 percentage points higher than at the start of the period, previously representing 42 per cent of all qualifications obtained in 2002/03.

Level

Full-time

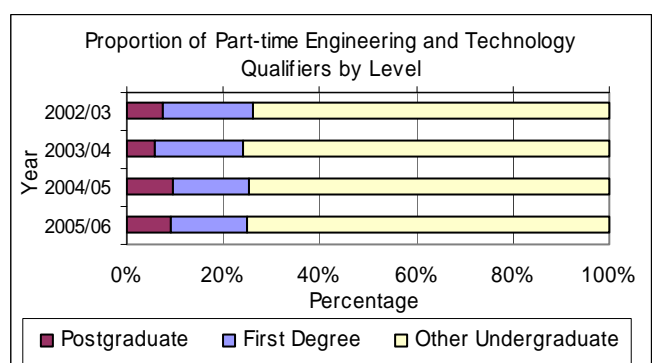
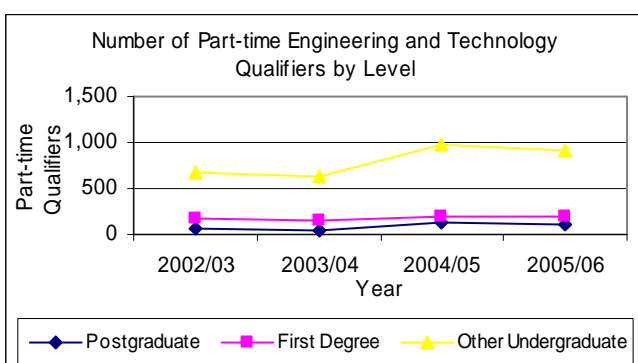
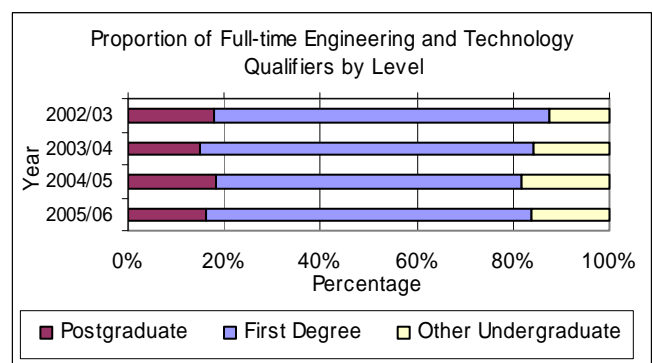
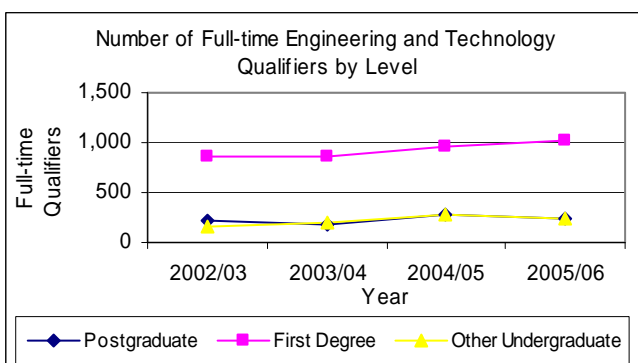
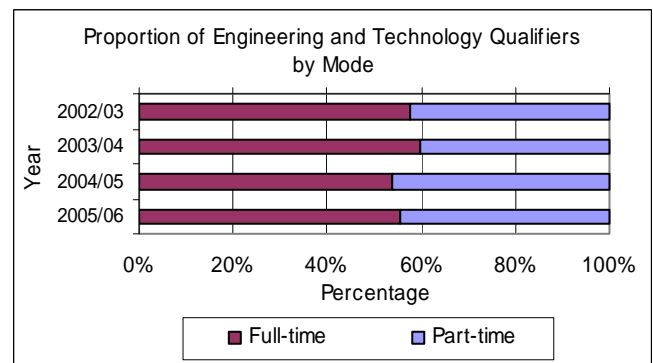
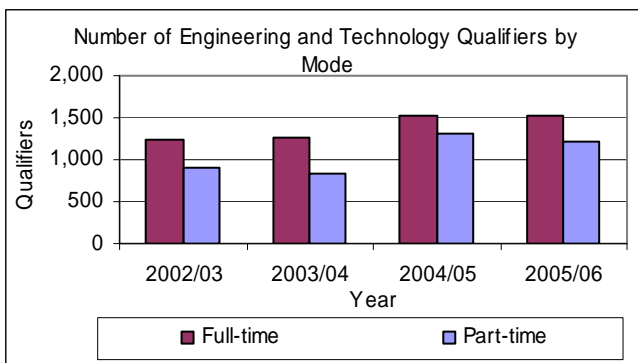
Although the number of full-time Engineering and Technology qualifiers rose by 23 per cent across the period, this was not the case when considering the level at which the qualification was obtained. The number of full-time Engineering and Technology qualifiers obtaining postgraduate qualifications rose by 10 per cent to reach 242 in 2005/06, those obtaining first degrees rose by 20 per cent to reach 1,026 and those obtaining an other undergraduate qualification rose by 58 per cent to reach 245 in 2005/06. The majority of qualifications obtained after full-time study were first degrees.

Part-time

The number of part-time Engineering and Technology qualifiers rose by 34 per cent across the period, this was mostly due to a large increase in other undergraduate qualifiers in 2004/05. Part-time qualifiers obtaining postgraduate qualifications rose by more than two thirds to reach 112 in 2005/06 and those obtaining first degrees rose by 13 per cent to reach 191. Those obtaining other undergraduate qualifications rose by 37 per cent to reach 918. The majority of qualifications obtained from part-time study were other undergraduate.

Table 9b: Qualifiers from Engineering and Technology courses by Mode and Level

		Postgraduate	First Degree	Other Undergraduate	Total
Full-time Qualifiers	2002/03	221	858	155	1,234
	2003/04	189	869	197	1,254
	2004/05	280	969	277	1,526
	2005/06	242	1,026	245	1,513
	Net change	21	168	90	279
Part-time Qualifiers	2002/03	67	169	672	908
	2003/04	49	152	640	841
	2004/05	127	203	973	1,303
	2005/06	112	191	918	1,221
	Net change	45	22	246	313



Engineering and Technology by Principal Subject

Full-time entrants

In each year, nearly a third of full-time entrants in Engineering and Technology were studying Electrical and Electronic Engineering. General, Civil, Mechanical and Electronic and Electrical Engineering together represented more than three quarters of all full-time Engineering and Technology entrants each year.

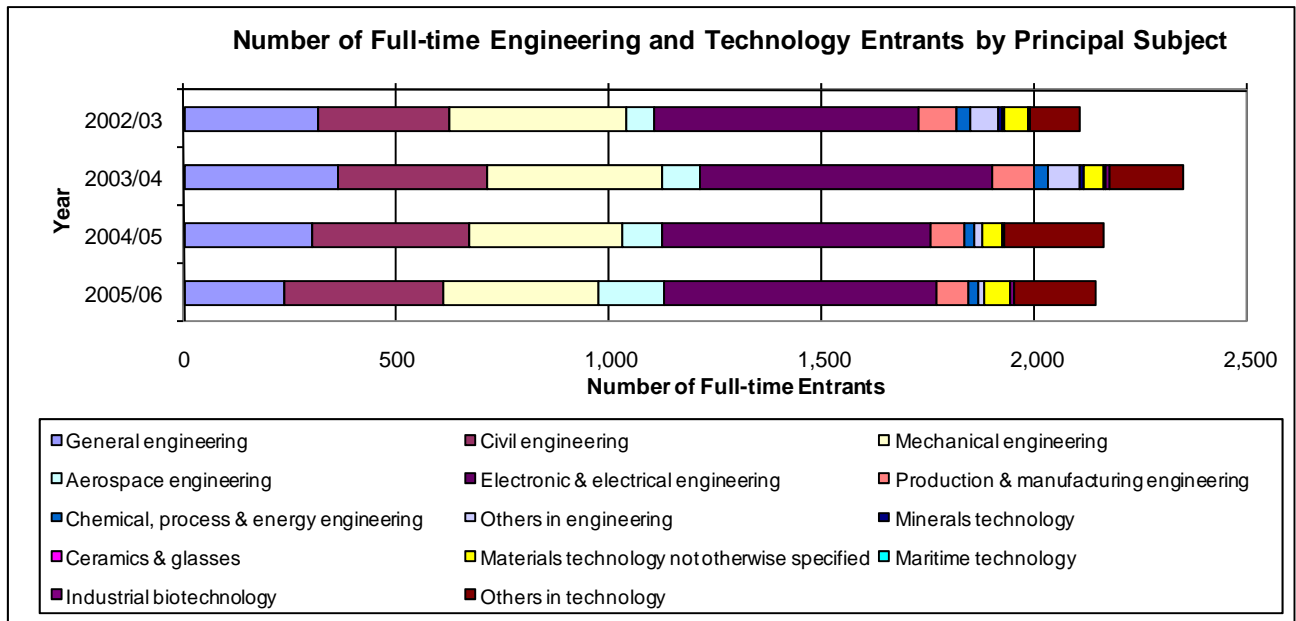
Across the period, the number of full-time entrants in General Engineering has fallen by a quarter, in Mechanical Engineering has fallen by a tenth and for Civil Engineering has increased by two fifths. The number of full-time entrants in Electronic and Electrical Engineering started and ended the period at a similar level. The number of full-time entrants in Aerospace Engineering more than doubled across the period.

There were very few full-time entrants in Ceramics and Glasses and Maritime Technology.

Table 9c: Entrants to Full-time Engineering and Technology Courses by Principal Subject

Principal Subject	Number of Full-time Entrants			
	2002/03	2003/04	2004/05	2005/06
General engineering	318	363	300	237
Civil engineering	308	349	372	371
Mechanical engineering	413	413	358	366
Aerospace engineering	68	89	93	154
Electronic & electrical engineering	622	688	633	640
Production & manufacturing engineering	88	95	80	73
Chemical, process & energy engineering	30	35	24	24
Others in engineering	65	75	19	15
Minerals technology	12	9	0	0
Ceramics & glasses	*	0	0	0
Materials technology not otherwise specified	56	47	44	61
Maritime technology	0	5	0	0
Industrial biotechnology	*	7	6	9
Others in technology	118	172	234	193
Total	2,105	2,346	2,162	2,143

Engineering and Technology by Principal Subject



Part-time entrants

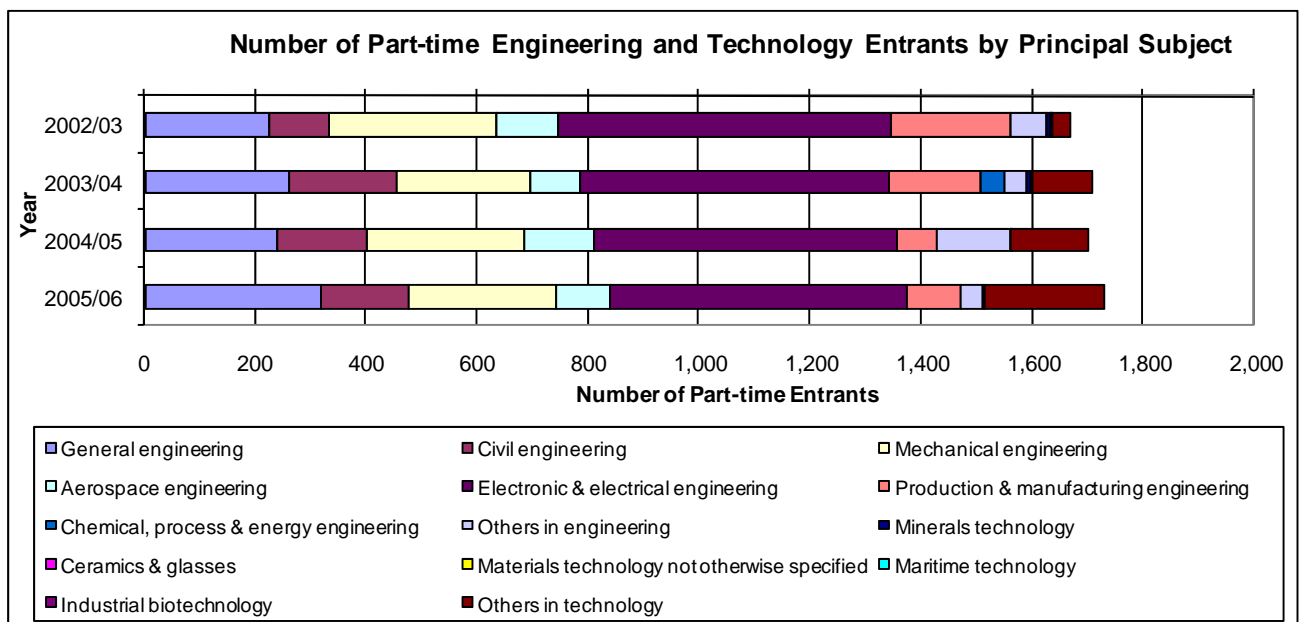
In each year, around a third of part-time entrants in Engineering and Technology were studying Electrical and Electronic Engineering. General, Civil, Mechanical and Electronic and Electrical Engineering together represented almost three quarters of all part-time Engineering and Technology entrants each year.

Across the period, the number of part-time entrants in Others in Technology increased hugely from 31 in 2002/03 to 216 in 2005/06. The number of part-time entrants in Production and Manufacturing Engineering fell by more than half while the number of part-time entrants in Civil Engineering increased by 50 per cent and in General Engineering by 40 per cent across the period.

There were no part-time entrants to courses in Maritime Technology or Industrial Biotechnology and very few in Ceramics and Glasses.

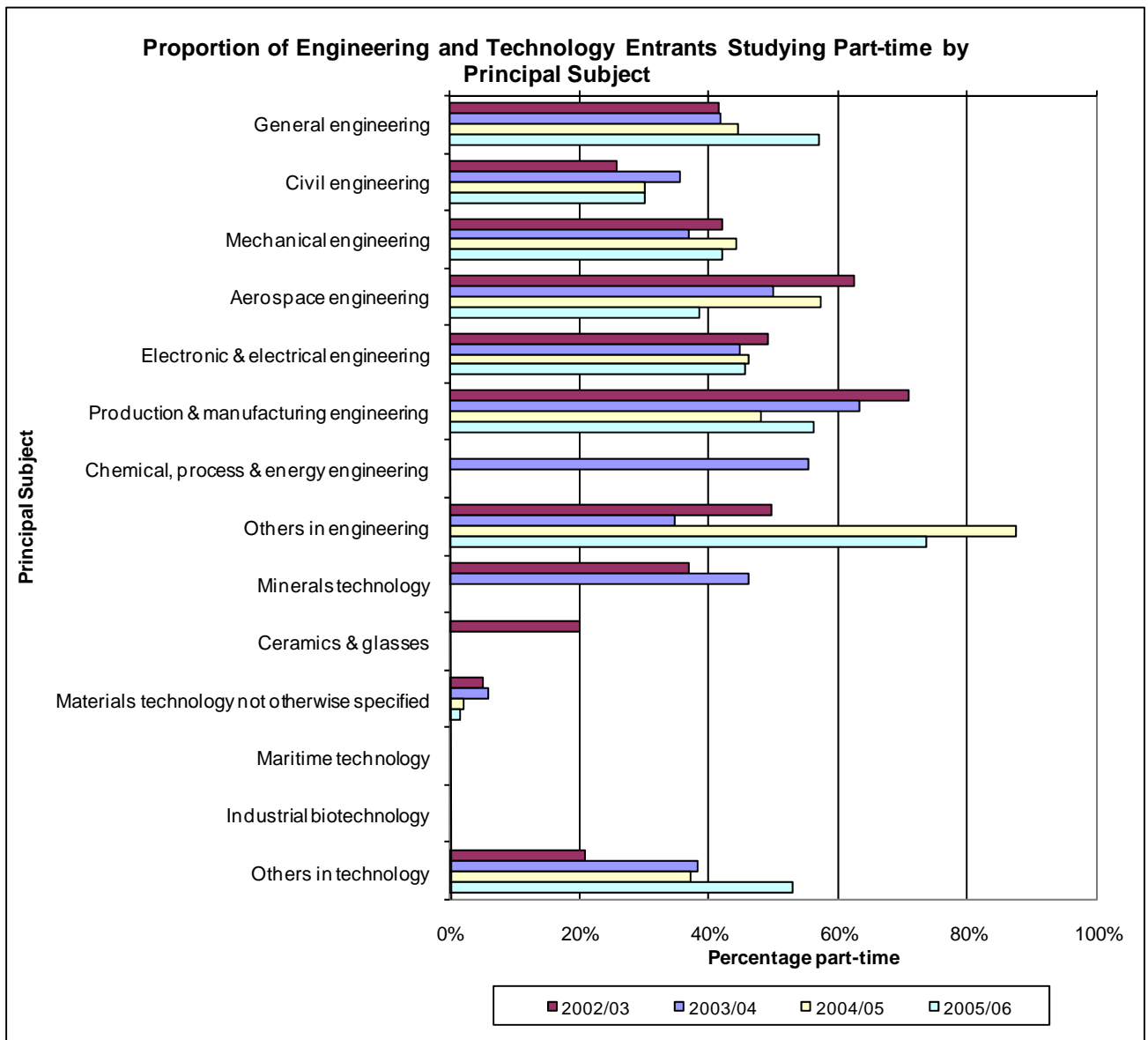
Table 9d: Entrants to Part-time Engineering and Technology Courses by Principal Subject

Principal Subject	Number of Part-time Entrants			
	2002/03	2003/04	2004/05	2005/06
General engineering	226	262	241	316
Civil engineering	107	192	161	160
Mechanical engineering	300	242	283	266
Aerospace engineering	113	89	125	97
Electronic & electrical engineering	600	557	545	536
Production & manufacturing engineering	216	164	+	94
Chemical, process & energy engineering	0	44	0	0
Others in engineering	64	40	132	+
Minerals technology	7	+	0	0
Ceramics & glasses	*	0	0	0
Materials technology not otherwise specified	*	*	*	*
Maritime technology	0	0	0	0
Industrial biotechnology	0	0	0	0
Others in technology	31	107	139	216
Total	1,667	1,708	1,700	1,728



All Entrants

In 2005/06, 74 per cent of entrants to Others In Engineering were studying part-time compared to 50 per cent in 2002/03 and 57 per cent of entrants to General Engineering in 2005/06 were studying part-time compared to 42 per cent at the start of the period. The proportion of entrants to Production and Manufacturing Engineering studying part-time fell from 71 per cent in 2002/03 to 56 per cent by the end of the period. Entrants to Others in Technology rose from 21 per cent studying part-time in 2002/03 to 53 per cent in 2005/06.



Full-time qualifiers

In each year, more than a quarter of full-time qualifiers in Engineering and Technology were studying Electrical and Electronic Engineering. General, Civil, Mechanical and Electronic and Electrical Engineering together represented more than three quarters of all full-time Engineering and Technology qualifiers each year.

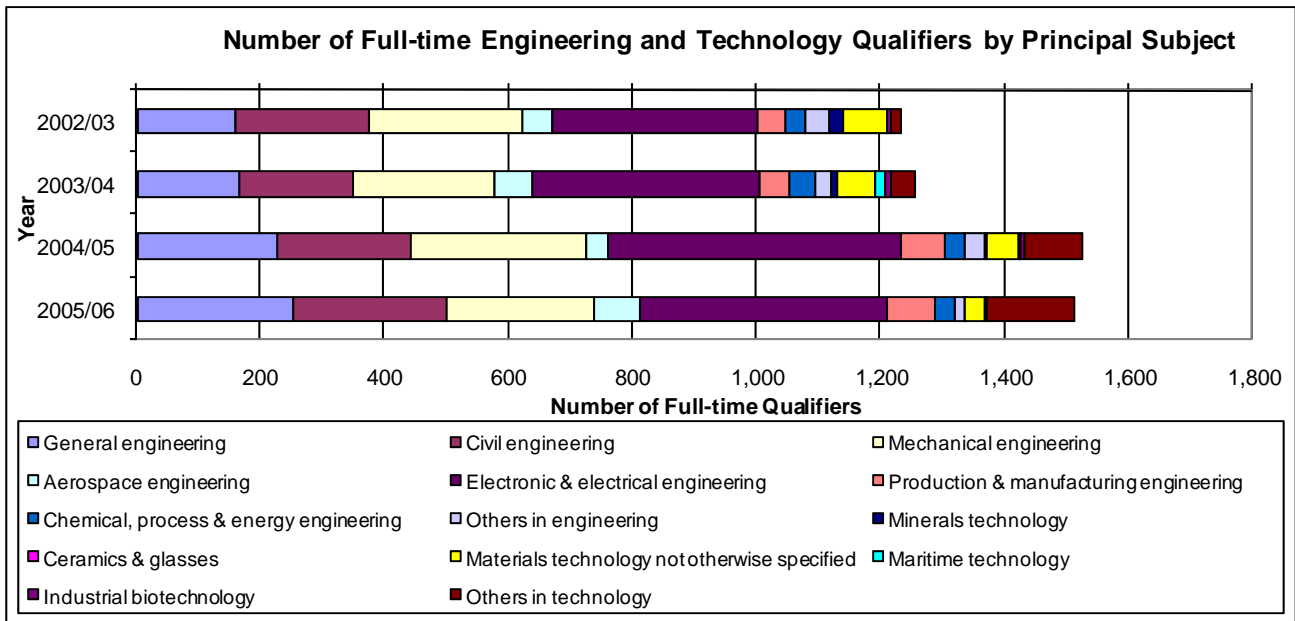
Across the period, there was a large increase in full-time qualifiers in Others in Technology increasing from 16 in 2002/03 to 142 in 2005/06. The number of full-time qualifiers in Production and Manufacturing Engineering rose by 75 per cent and in General Engineering by 57 per cent across the period.

There were no full-time qualifiers in Ceramics and Glasses.

Table 9e: Qualifiers from Full-time Engineering and Technology Courses by Principal Subject

Principal Subject	Number of Full-time Qualifiers			
	2002/03	2003/04	2004/05	2005/06
General engineering	160	167	228	252
Civil engineering	214	183	215	248
Mechanical engineering	247	228	282	239
Aerospace engineering	50	61	37	73
Electronic & electrical engineering	330	367	472	400
Production & manufacturing engineering	44	46	71	77
Chemical, process & energy engineering	35	42	31	31
Others in engineering	36	26	33	15
Minerals technology	22	12	*	*
Ceramics & glasses	0	0	0	0
Materials technology not otherwise specified	71	59	50	33
Maritime technology	0	16	+	0
Industrial biotechnology	9	10	5	*
Others in technology	16	38	95	142
Total	1,234	1,254	1,526	1,513

Engineering and Technology by Principal Subject



Part-time qualifiers

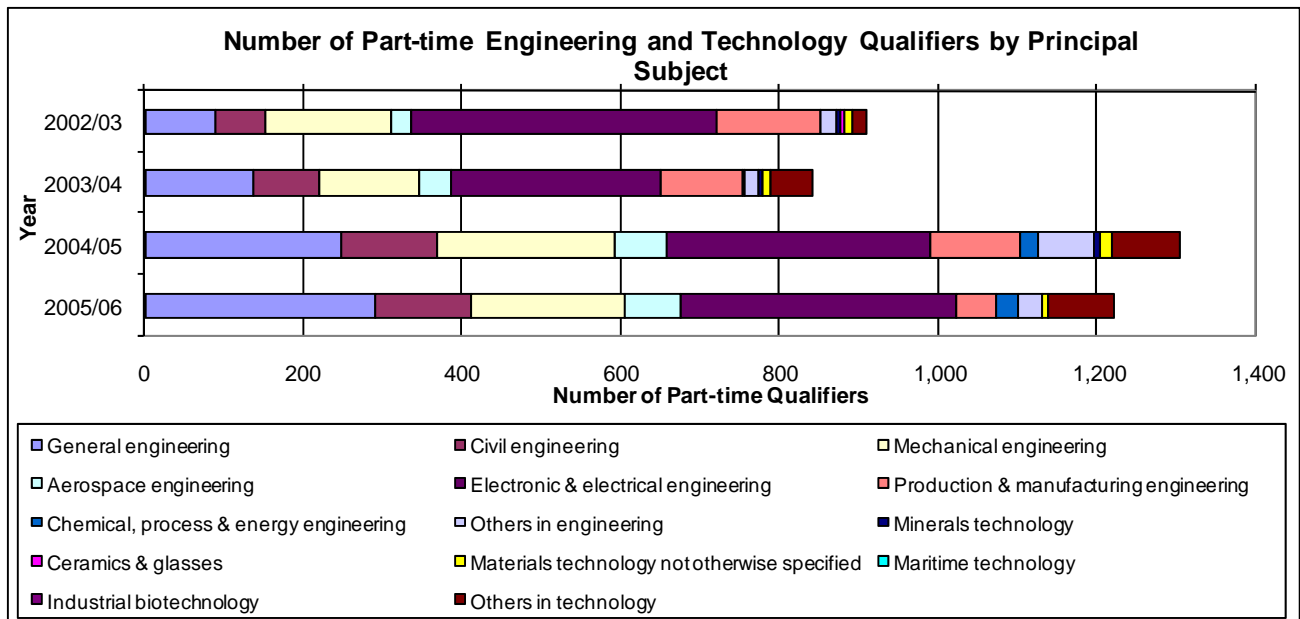
In each year more than a quarter of part-time qualifiers in Engineering and Technology qualified in Electronic and Electrical Engineering and more than 15 per cent in Mechanical Engineering.

The number of qualifiers in Others in Technology after studying part-time increased greatly from 18 in 2002/03 to 83 in 2005/06. Across the period, there were also large increases in part-time qualifiers in General Engineering which more than tripled, in Aerospace Engineering which nearly tripled and in Civil Engineering which almost doubled. The number of part-time qualifiers in Production and Manufacturing Engineering fell by 63 per cent.

There were no part-time qualifiers in Maritime Technology or Industrial Biotechnology and very few in Ceramics and Glasses.

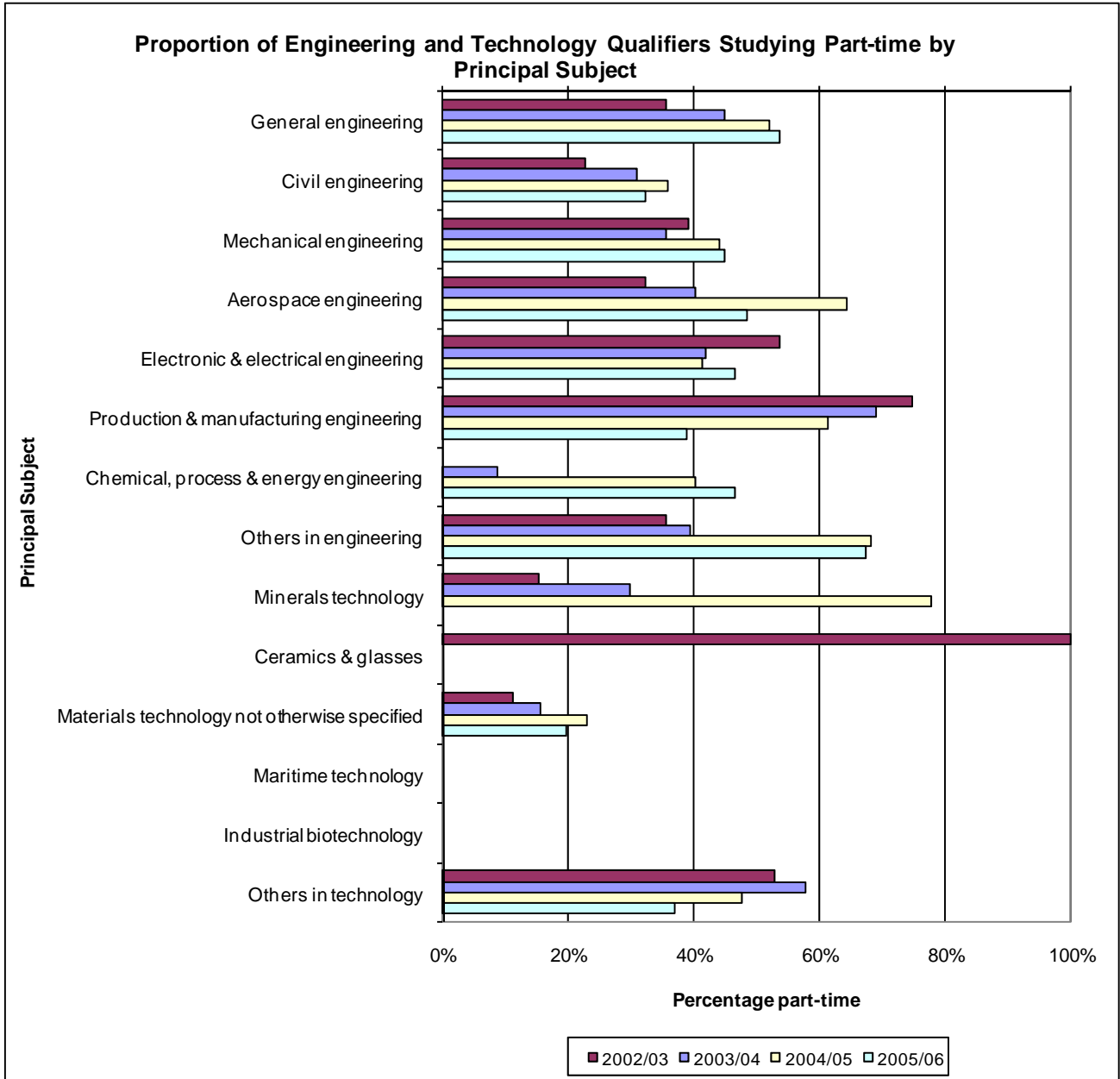
Table 9f: Qualifiers from Part-time Engineering and Technology Courses by Principal Subject

Principal Subject	Number of Part-time Qualifiers			
	2002/03	2003/04	2004/05	2005/06
General engineering	88	137	248	291
Civil engineering	63	82	121	119
Mechanical engineering	160	126	223	195
Aerospace engineering	24	41	67	69
Electronic & electrical engineering	385	264	332	349
Production & manufacturing engineering	131	102	113	49
Chemical, process & energy engineering	0	*	21	27
Others in engineering	20	17	71	31
Minerals technology	*	+	7	0
Ceramics & glasses	+	0	0	0
Materials technology not otherwise specified	9	11	15	8
Maritime technology	0	0	0	0
Industrial biotechnology	0	0	0	0
Others in technology	18	52	86	83
Total	908	841	1,303	1,221



All Qualifiers

There were fairly high proportions of qualifiers from part-time study in most subjects. The proportion of qualifiers in Others in Engineering after studying part-time rose from 36 per cent in 2002/03 to 67 per cent in 2005/06, and in General Engineering from 35 per cent to 54 per cent. The proportion of qualifiers from part-time study in Production and Manufacturing Engineering fell from 75 per cent to 39 per cent across the period.



10. Architecture, Building and Planning

Entrants

Mode

In 2005/06, 579 students started full-time Architecture, Building and Planning courses at Welsh HEIs, an increase of 24 per cent on the number of full-time entrants in 2002/03.

Across the same period, entrants to part-time Architecture, Building and Planning courses increased by 21 per cent to reach 559 in 2005/06. Part-time entrants accounted for 49 per cent of all Architecture, Building and Planning entrants in 2005/06, a drop of just under one percentage point on the value in 2002/03.

The increase across the period of the volume of part-time activity for entrants was greater than the increase in part-time entrants. When considering FTEs it can be seen that the number of part-time entrant FTEs rose by 40 per cent to reach 302 in 2005/06 and the average FTE for part-time entrants rose from 47 per cent in 2002/03 to 54 per cent in 2005/06.

Level

Full-time

Although there was an increase of 24 per cent in full-time Architecture, Building and Planning entrants across the period, this was not the case for individual levels of entry. In 2005/06, 202 entrants started full-time postgraduate courses, an increase of 34 per cent on 2002/03, and 296 entrants started full-time first degree courses, an increase of 9 per cent on 2002/03. The number of entrants starting full-time other undergraduate courses nearly doubled to reach 81 in 2005/06. Across the period the majority of full-time entrants started first degree courses.

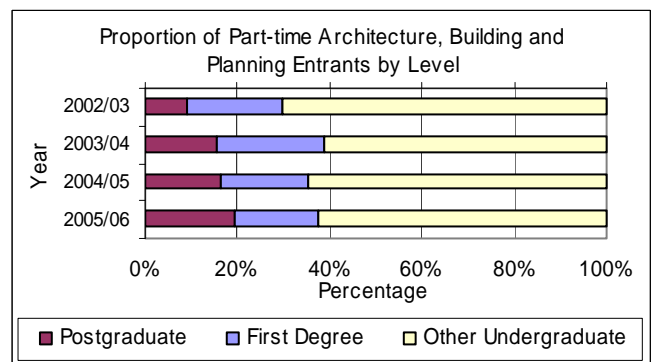
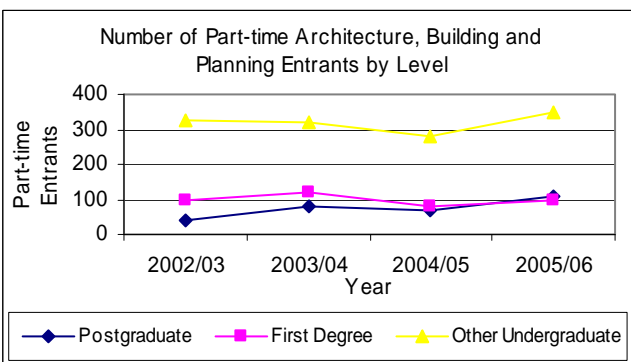
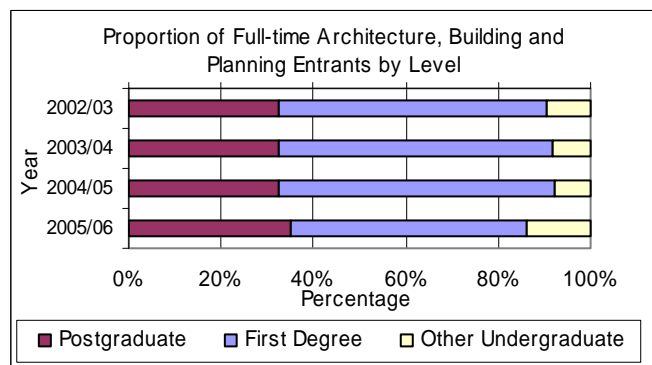
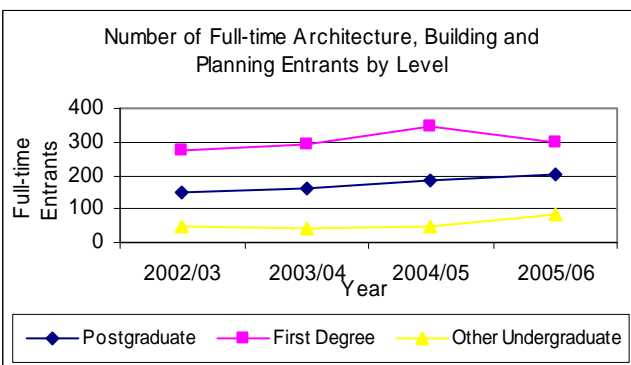
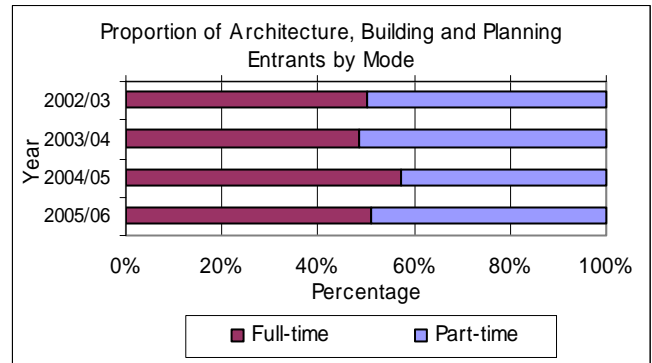
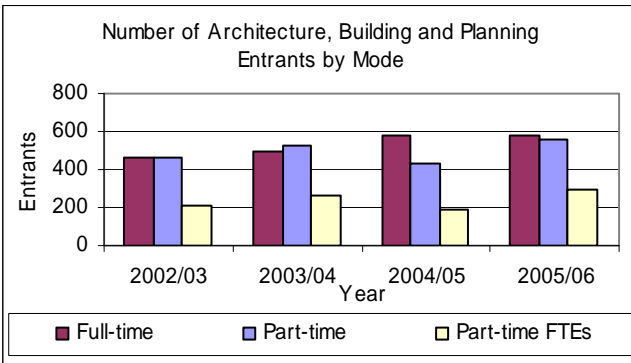
Part-time

As with full-time entrants, the increase in part-time Architecture, Building and Planning entrants was quite different when considering level of entry separately. Entrants starting part-time postgraduate study more than doubled across the period, reaching 109 in 2005/06. The number of entrants starting part-time first degree courses increased by 4 per cent to reach 100, and those entering part-time other undergraduate study rose by 8 per cent to reach 350 by 2005/06. The majority of part-time entrants were studying other undergraduate courses.

The increase in the volume of part-time Architecture, Building and Planning study at each level was greater than the increase in the number of part-time entrants. The number of part-time entrant FTEs at postgraduate level more than doubled, and at first degree level increased by 17 per cent. Part-time entrant FTEs at other undergraduate level rose by 28 per cent. The average FTE for part-time entrants at postgraduate level rose from 44 per cent in 2002/03 to 49 per cent in 2005/06, at first degree level it rose from 47 per cent to 53 per cent and at other undergraduate level from 47 per cent to 56 per cent.

Table 10a: Entrants to Architecture, Building and Planning courses by Mode and Level

		Postgraduate	First Degree	Other Undergraduate	Total
Full-time Entrants	2002/03	151	272	45	468
	2003/04	161	294	40	495
	2004/05	187	347	45	579
	2005/06	202	296	81	579
	Net change	51	24	36	111
Part-time Entrants	2002/03	41	96	324	461
	2003/04	82	121	322	525
	2004/05	70	81	278	429
	2005/06	109	100	350	559
	Net change	68	4	26	98
Part-time Entrant FTEs	2002/03	18	45	153	216
	2003/04	40	60	161	262
	2004/05	31	40	122	193
	2005/06	53	53	195	302
	Net change	35	8	43	86



Qualifiers

Mode

In 2005/06, 455 students obtained an Architecture, Building and Planning qualification through studying full-time, a drop of just 1 per cent on the number in 2002/03.

Across the period, the number of students obtaining Architecture, Building and Planning qualifications after studying part-time rose by 20 per cent to reach 305 in 2005/06.

The number of students obtaining a qualification after studying part-time accounted for 40 per cent of all Architecture, Building and Planning qualifications obtained in 2005/06. This proportion has risen by 5 percentage points across the period, previously representing 36 per cent of all qualifications obtained in 2002/03.

Level

Full-time

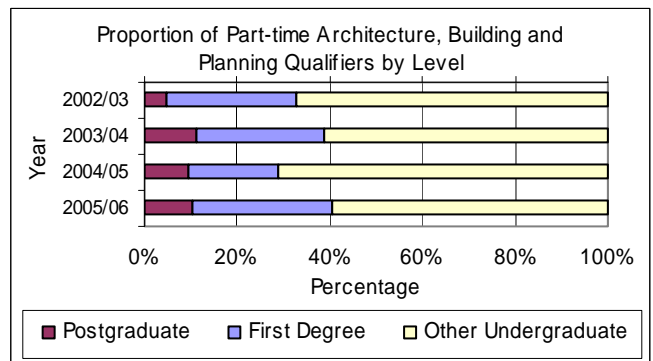
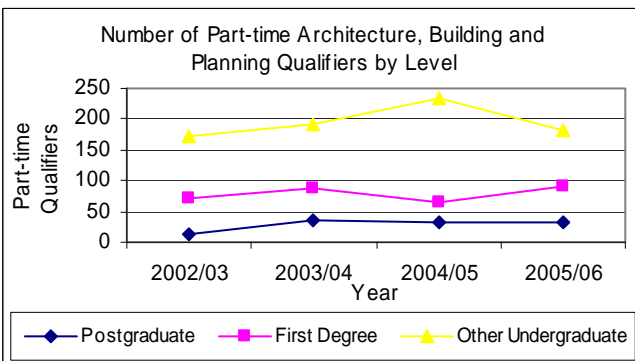
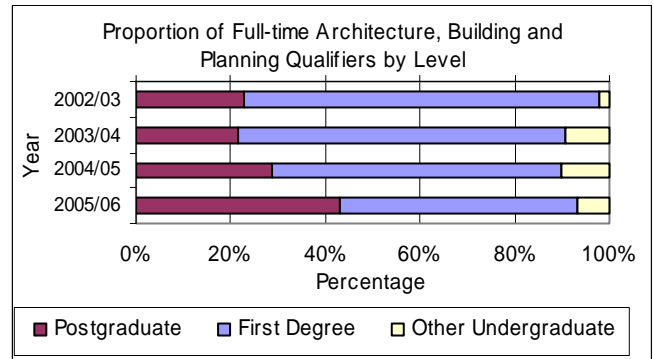
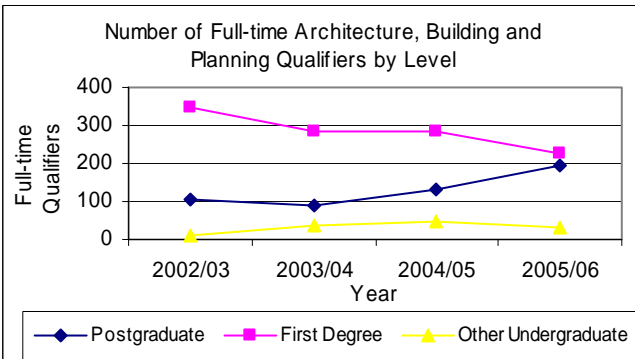
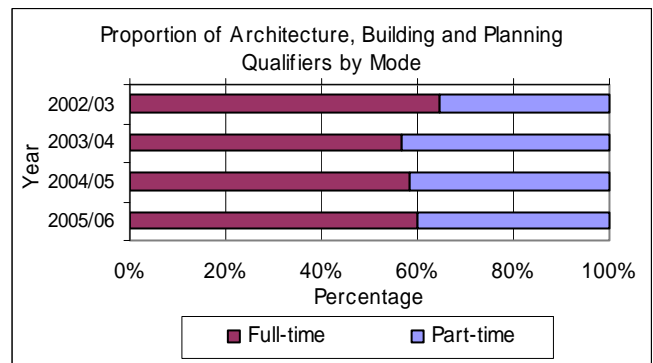
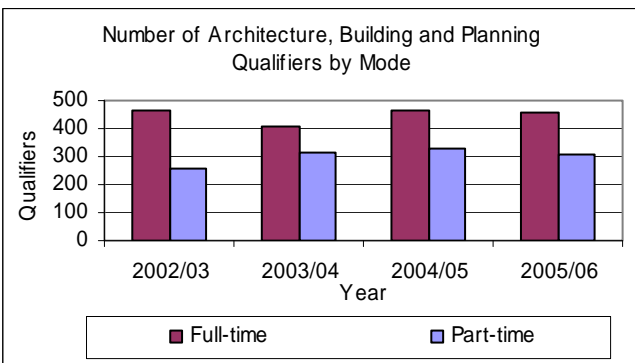
Although the number of full-time Architecture, Building and Planning qualifiers fell by 1 per cent across the period, this was not the case when considering the level at which the qualification was obtained. The number of full-time Architecture, Building and Planning qualifiers obtaining postgraduate qualifications nearly doubled to reach 196 in 2005/06, those obtaining first degrees fell by 34 per cent to reach 228 and those obtaining an other undergraduate qualification more than tripled to reach 31 in 2005/06. The majority of qualifications obtained after full-time study were first degrees, although as the number of postgraduate qualifiers has increased and the number of first degree qualifiers has fallen, this proportion has fallen from 75 per cent in 2002/03 to just over 50 per cent in 2005/06.

Part-time

As with full-time qualifiers, although the number of part-time Architecture, Building and Planning qualifiers rose by 20 per cent across the period, this was not the case when considering each level separately. Part-time Architecture, Building and Planning qualifiers obtaining postgraduate qualifications more than doubled reaching 32 in 2005/06. Those obtaining first degrees rose by 28 per cent to reach 91 and the number obtaining other undergraduate qualifications rose by 6 per cent to reach 182 at the end of the period. The majority of qualifications obtained from part-time study were other undergraduate.

Table 10b: Qualifiers from Architecture, Building and Planning courses by Mode and Level

		Postgraduate	First Degree	Other Undergraduate	Total
Full-time Qualifiers	2002/03	105	346	10	461
	2003/04	89	283	38	410
	2004/05	133	282	47	462
	2005/06	196	228	31	455
	Net change	91	-119	21	-7
Part-time Qualifiers	2002/03	12	71	171	254
	2003/04	35	87	191	313
	2004/05	31	64	233	328
	2005/06	32	91	182	305
	Net change	20	20	11	51



11. Social Studies

Entrants

Mode

In 2005/06, 2,503 students started full-time Social Studies courses at Welsh HEIs, an increase of 2 per cent on the number of full-time entrants in 2002/03.

Across the same period, entrants to part-time Social Studies courses increased by 7 per cent to reach 2,377 in 2005/06. Part-time entrants accounted for 49 per cent of all Social Studies entrants in 2005/06, an increase of one percentage point on 2002/03.

Although the numbers of students starting part-time courses increased, the volume of part-time activity for entrants decreased. When considering FTEs it can be seen that the number of part-time entrant FTEs fell by 19 per cent to reach 712 in 2005/06 and the average FTE for part-time entrants fell from 39 per cent in 2002/03 to 30 per cent in 2005/06.

Level

Full-time

Although there was an increase of 2 per cent in full-time Social Studies entrants across the period, this was not the case for individual levels of entry. In 2005/06, 496 entrants started full-time postgraduate courses, a drop of 3 per cent on 2002/03, and 1,843 entrants started full-time first degree courses, an increase of 7 per cent on 2002/03. The number of entrants starting full-time other undergraduate courses fell by more than a quarter to reach 165 in 2005/06. Across the period the majority of full-time Social Studies entrants started first degree courses.

Part-time

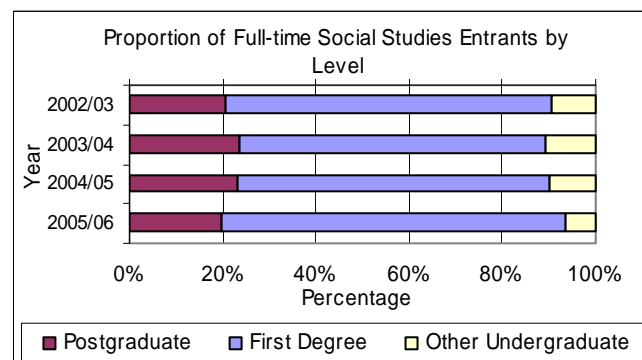
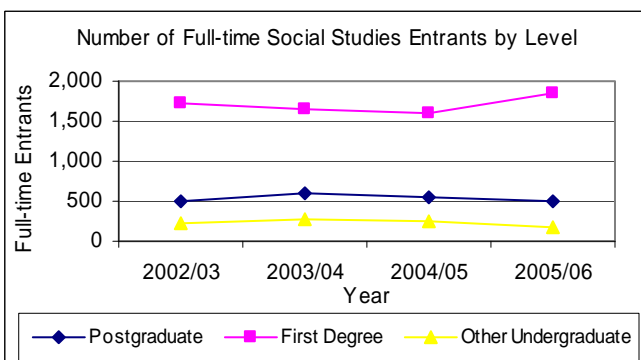
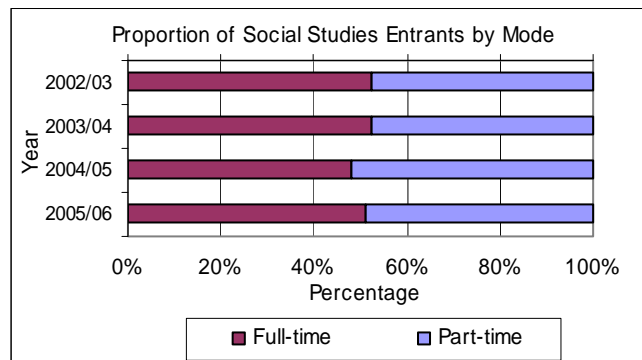
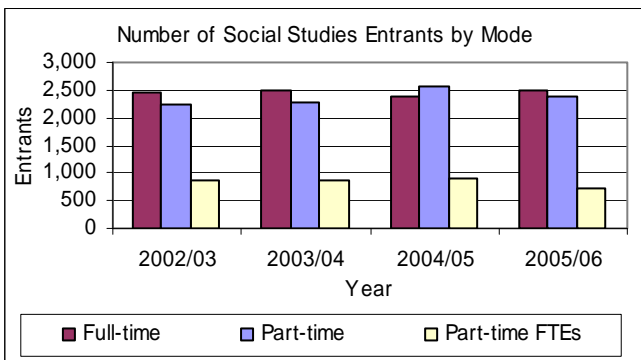
As with full-time entrants, the increase in part-time entrants was quite different when considering level of entry separately. In 2005/06, 213 entrants started part-time postgraduate study, an increase of 7 per cent on 2002/03 and entrants starting part-time first degree courses increased by 13 per cent to reach 278. Those entering part-time other undergraduate study rose by 6 per cent across the period to reach 1,886 by 2005/06, although this was a fall of 7 per cent on the 2004/05 figure of 2,036. The majority of part-time entrants were studying other undergraduate courses.

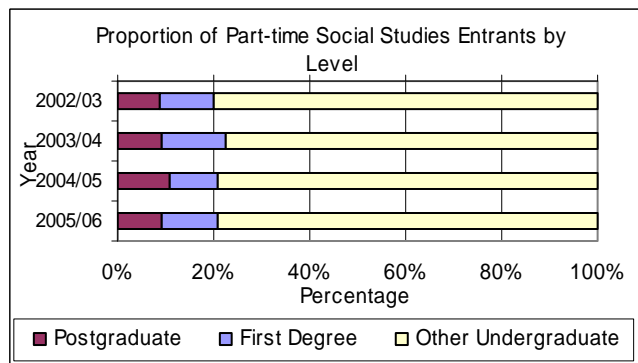
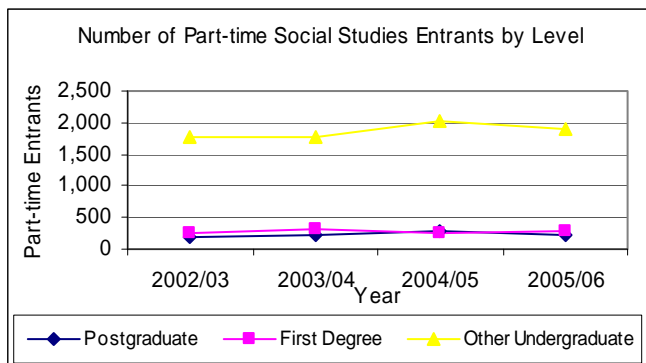
Although there has been an increase in the number of part-time entrants at all levels, there has been a reduction in the volume of study at other undergraduate level. The number of part-time entrant FTEs at postgraduate level at 91 in 2005/06 was similar to that at the start of the period, although there was an increase in 2004/05; at first degree level the number of FTEs also started and ended the period at a similar level, 132 in 2002/03 and 131 in 2005/06. The number of part-time other undergraduate entrant FTEs fluctuated across the period, ending the period at 489, which was 25 per cent less than at the start.

The average FTE for part-time entrants at postgraduate level fell from 46 per cent to 43 per cent, at first degree level from 54 per cent to 47 per cent and at other undergraduate level from 37 per cent to 26 per cent across the period.

Table 11a: Entrants to Social Studies courses by Mode and Level

		Postgraduate	First Degree	Other Undergraduate	Total
Full-time Entrants	2002/03	512	1,723	229	2,463
	2003/04	591	1,656	265	2,512
	2004/05	549	1,590	238	2,377
	2005/06	496	1,843	165	2,503
	Net change	-16	120	-64	40
Part-time Entrants	2002/03	199	247	1,783	2,229
	2003/04	210	301	1,768	2,279
	2004/05	275	267	2,036	2,577
	2005/06	213	278	1,886	2,377
	Net change	14	32	103	149
Part-time Entrant FTEs	2002/03	92	132	655	880
	2003/04	91	171	593	855
	2004/05	114	159	634	907
	2005/06	91	131	489	712
	Net change	-1	-1	-166	-168





Qualifiers

Mode

In 2005/06, 1,783 students obtained a Social Studies qualification through studying full-time, an increase of 5 per cent on the number in 2002/03.

Across the period, the number of students obtaining Social Studies qualifications after studying part-time nearly tripled to reach 1,434 in 2005/06.

The number of students obtaining a qualification after studying part-time accounted for 45 per cent of all Social Studies qualifications obtained in 2005/06. This proportion has risen by 22 percentage points across the period, previously representing 23 per cent of all qualifications obtained in 2002/03.

Level

Full-time

Although the number of full-time Social Studies qualifiers rose by 5 per cent across the period, this was not the case when considering the level at which the qualification was obtained. The number of full-time Social Studies qualifiers obtaining postgraduate qualifications rose by 4 per cent to reach 343 in 2005/06, those obtaining first degrees rose by 9 per cent to reach 1,220 and those obtaining an other undergraduate qualification fell by 9 per cent to reach 220 in 2005/06. The majority of qualifications obtained after full-time study were first degrees.

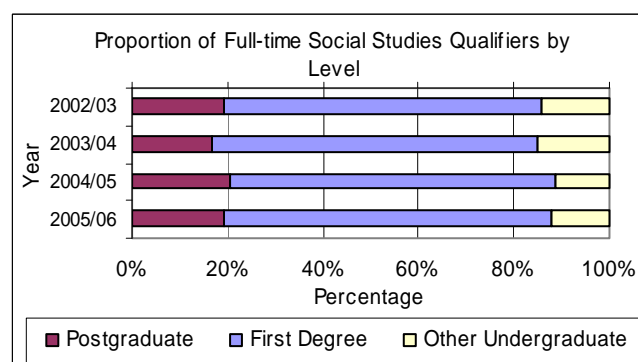
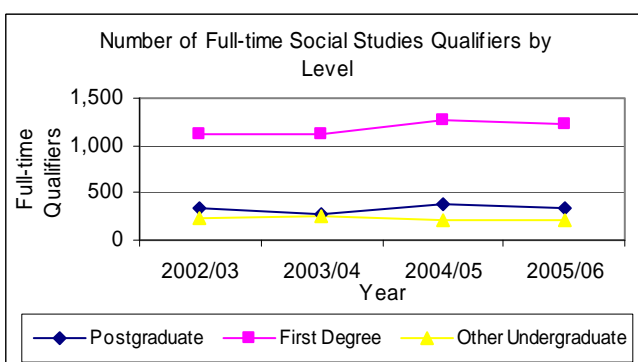
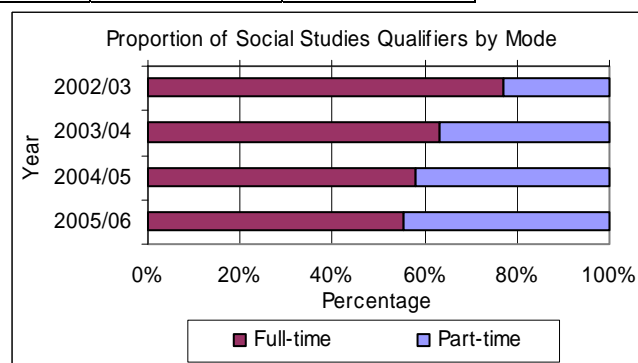
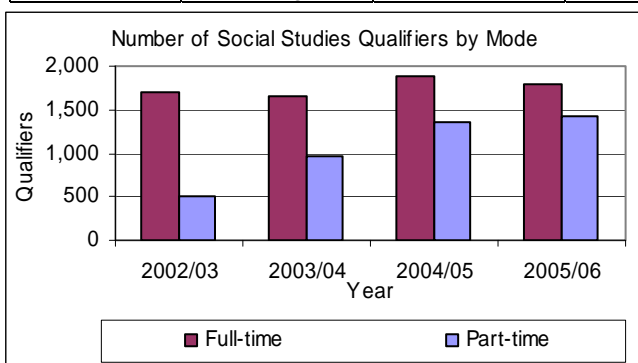
Part-time

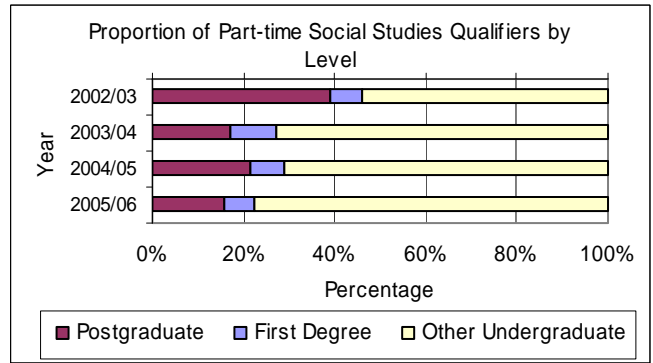
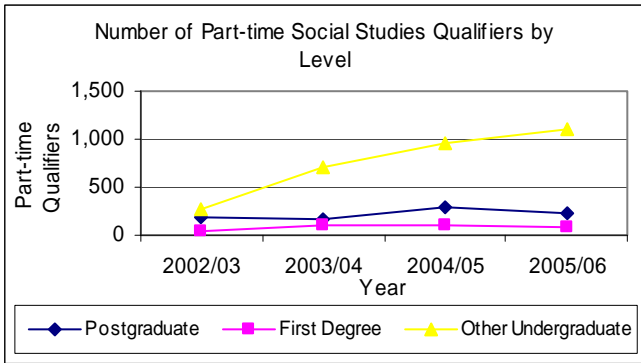
The number of part-time Social Studies qualifiers nearly tripled across the period, this was mostly due to a large increase in other undergraduate qualifiers which more than quadrupled across the period reaching 1,114 in 2005/06. Part-time qualifiers obtaining postgraduate qualifications rose by 17 per cent to 229 and those obtaining first degrees more than doubled reaching 91 in 2005/06. The majority of qualifications obtained from part-time study were other undergraduate.

The increase in part-time other undergraduate qualifiers between 2002/03 and 2004/05 is most likely explained by Social Studies at the Open University in 2002/03 being coded as a Combined subject as noted in earlier sections, the majority of provision at the Open University in 2002/03 was coded as Combined. The number of part-time other undergraduate qualifications obtained from a dormant status was higher in 2005/06 than in previous years.

Table 11b: Qualifiers from Social Studies courses by Mode and Level

		Postgraduate	First Degree	Other Undergraduate	Total
Full-time Qualifiers	2002/03	328	1,125	243	1,696
	2003/04	276	1,123	250	1,649
	2004/05	386	1,277	213	1,875
	2005/06	343	1,220	220	1,783
	Net change	15	96	-23	87
Part-time Qualifiers	2002/03	196	37	272	505
	2003/04	165	94	701	960
	2004/05	290	99	959	1,347
	2005/06	229	91	1,114	1,434
	Net change	33	55	842	930





12. Law

Entrants

Mode

In 2005/06, 1,698 students started full-time courses in Law at Welsh HEIs, an increase of 2 per cent on the number of full-time entrants in 2002/03, though a fall of 5 per cent on the figure in 2004/05.

There was initially an increase in 2003/04, but overall across the period 2002/03 to 2005/06 entrants to part-time Law courses fell by 18 per cent reaching 343 at the end of the period. Part-time entrants accounted for 17 per cent of all Law entrants in 2005/06, a drop of three percentage points on the 2002/03 figure.

Although the numbers of students starting part-time Law courses initially increased in 2003/04 and then fell, the volume of part-time activity for entrants decreased each year until 2005/06. When considering FTEs, it can be seen that the number of part-time entrant FTEs fell by 27 per cent, from 172 in 2002/03 to 125 in 2005/06. The average FTE for part-time entrants started the period at 41 per cent, fell to just above 30 per cent in the intervening years, and then rose to 37 per cent in 2005/06.

Level

Full-time

Although there was an increase of 2 per cent in full-time Law entrants across the period, this was not the case for individual levels of entry. In 2005/06, 543 entrants started full-time postgraduate courses, an increase of 2 per cent on 2002/03. Entrants starting full-time first degree courses increased by 20 per cent between 2002/03 and 2003/04, but then decreased each year, although the 2005/06 figure of 1,106 still represented an increase of 6 per cent on 2002/03. The number of entrants starting full-time other undergraduate courses fell by 42 per cent between 2002/03 and 2003/04, then remained at a similar level for the rest of the period, reaching 49 in 2005/06. Across the period the majority of full-time entrants started first degree courses.

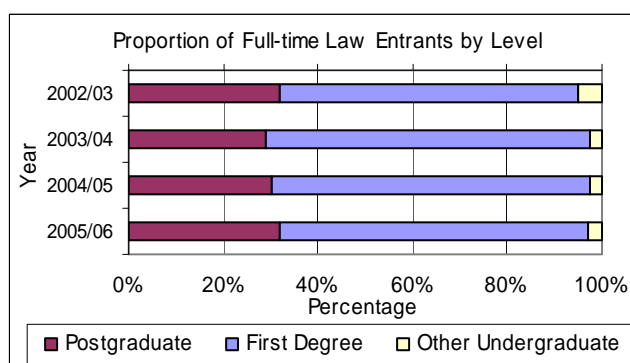
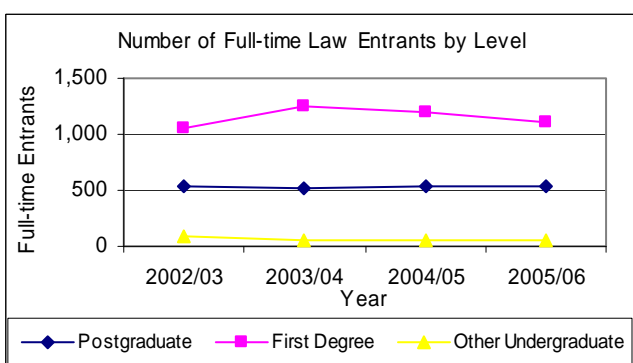
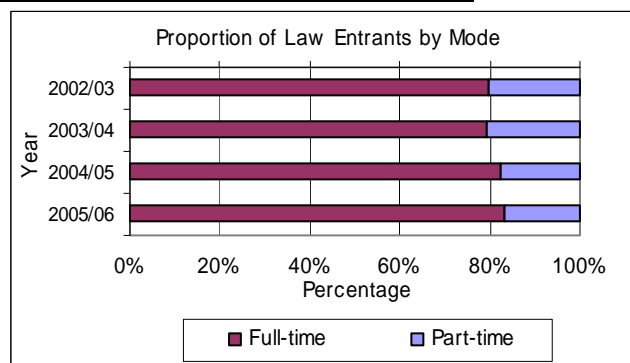
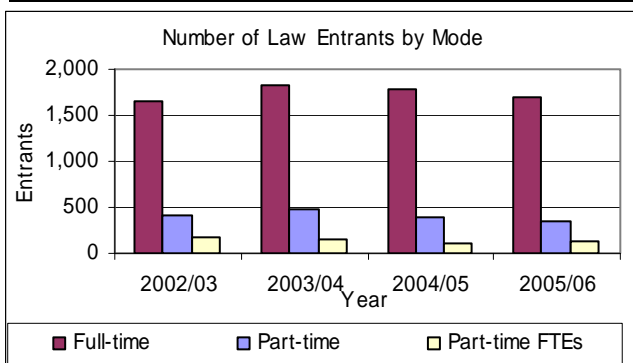
Part-time

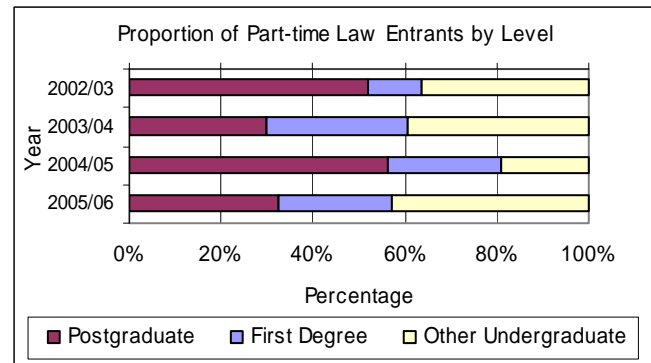
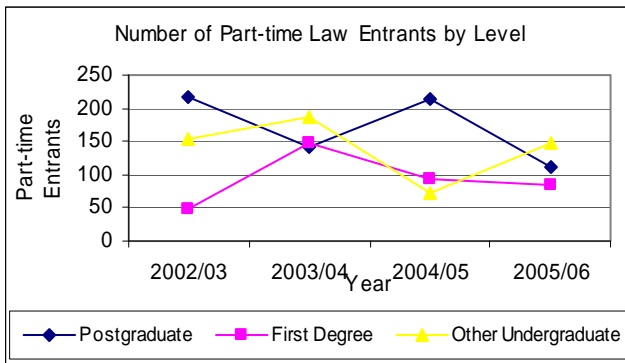
As with full-time entrants, the increase in part-time Law entrants was quite different when considering level of entry separately. The number of entrants starting part-time postgraduate study fluctuated across the period, but the figure for 2005/06 at 112 was nearly half the number that started in 2002/03. Entrants starting part-time first degree courses tripled between 2002/03 and 2003/04, but then decreased each year, although the 2005/06 figure of 84 represented an increase of 71 per cent on the 2002/03 figure. Numbers of part-time other undergraduate entrants fluctuated across the period, but at 147 in 2005/06 was 4 per cent lower than at the start of the period. In 2002/03 and 2004/05 just over half of part-time Law entrants were studying at postgraduate level, but in 2003/04 and 2005/06 the largest proportion were studying at other undergraduate level.

Changes in the volume of study at each level were different to the changes in the number of part-time entrants. The number of part-time Law entrant FTEs at postgraduate level fell by two thirds across the period, at first degree level they increased by almost a half and at other undergraduate level they increased by 3 per cent. The average FTE for part-time entrants at postgraduate level fell from 45 per cent to 34 per cent and at first degree level from 62 per cent to 51 per cent. The average FTE at other undergraduate level started and ended the period at a similar level, (30 per cent in 2005/06) but was half this proportion in the intervening years.

Table 12a: Entrants to Law courses by Mode and Level

		Postgraduate	First Degree	Other Undergraduate	Total
Full-time Entrants	2002/03	530	1,045	84	1,659
	2003/04	526	1,251	49	1,826
	2004/05	537	1,198	47	1,782
	2005/06	543	1,106	49	1,698
	Net change	13	61	-35	39
Part-time Entrants	2002/03	218	49	153	420
	2003/04	142	147	187	476
	2004/05	214	94	73	381
	2005/06	112	84	147	343
	Net change	-106	35	-6	-77
Part-time Entrant FTEs	2002/03	98	30	43	172
	2003/04	44	80	29	153
	2004/05	66	41	12	119
	2005/06	38	43	44	125
	Net change	-60	13	1	-46





Qualifiers

Mode

In 2005/06, 1,364 students obtained a qualification in Law through studying full-time, an increase of 13 per cent on the number in 2002/03, but a drop of 10 per cent on the number in 2004/05.

Across the period, the number of students obtaining qualifications in Law after studying part-time rose by 18 per cent to reach 177 in 2005/06, although this figure represents a drop of 22 per cent on the figure in 2004/05.

The number of students obtaining a qualification after studying part-time accounted for 12 per cent of all Law qualifications obtained in 2005/06. This proportion has fallen by one percentage point across the period, previously representing 11 per cent of all qualifications obtained in 2002/03.

Level

Full-time

Although the number of full-time qualifiers in Law courses rose by 13 per cent across the period, this was not the case when considering the level at which the qualification was obtained. The number of full-time qualifiers obtaining postgraduate qualifications rose by 30 per cent between 2002/03 and 2004/05, but then fell by 18 per cent to reach 410 in 2005/06, although this figure still represents an increase of 6 per cent on the 2002/03 figure. There was a large increase in those obtaining first degrees (20 per cent) between 2003/04 and 2004/05. The figure in 2005/06 of 901 was 2 per cent less than in 2004/05, but was 23 per cent greater than in 2002/03. Those obtaining an other undergraduate qualification fell by 41 per cent across the period, to reach 53 in 2005/06. The majority of qualifications obtained after full-time study were first degrees.

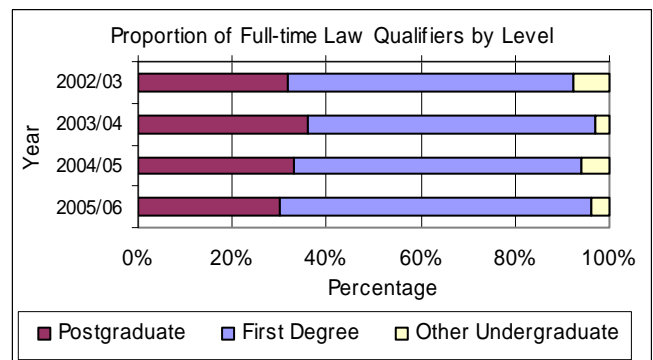
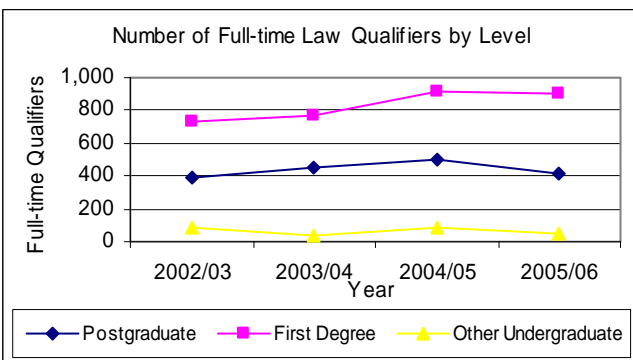
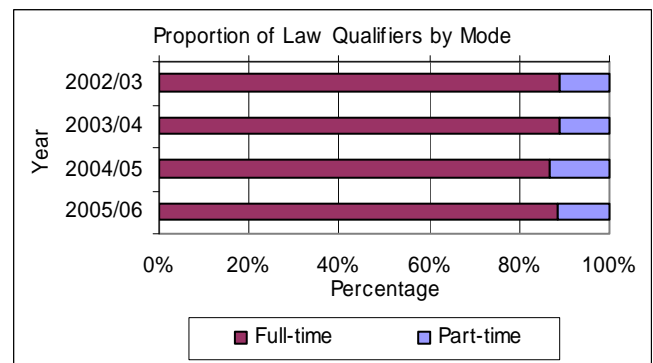
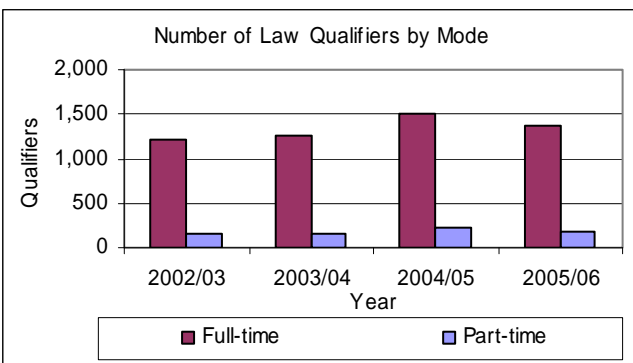
Part-time

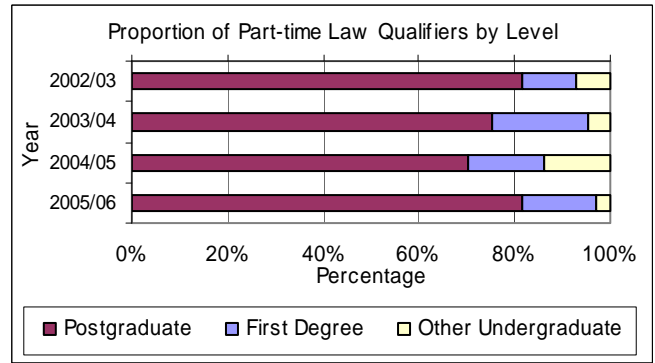
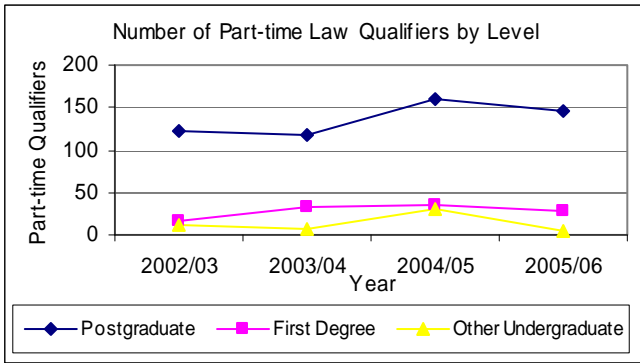
The number of part-time qualifiers rose by 18 per cent across the period however this was not the case when considering each level separately. Part-time qualifiers obtaining

postgraduate qualifications rose by 18 per cent to reach 145 in 2005/06, those obtaining first degrees rose by 66 per cent to reach 27 and those obtaining other undergraduate qualifications fell by 55 per cent to reach 5 in 2005/06. The majority of qualifications obtained from part-time study were postgraduate.

Table 12b: Qualifiers from Law courses by Mode and Level

		Postgraduate	First Degree	Other Undergraduate	Total
Full-time Qualifiers	2002/03	385	734	90	1,209
	2003/04	453	771	37	1,260
	2004/05	501	921	88	1,510
	2005/06	410	901	53	1,364
	Net change	25	167	-37	155
Part-time Qualifiers	2002/03	123	17	11	151
	2003/04	118	32	7	157
	2004/05	160	36	31	227
	2005/06	145	27	5	177
	Net change	22	11	-6	27





13. Business and Administrative Studies

Entrants

Mode

In 2005/06, 4,478 students started full-time Business and Administrative Studies courses at Welsh HEIs, an increase of 2 per cent on the number of full-time entrants in 2002/03.

Across the same period, entrants to part-time courses increased by 13 per cent to reach 4,369 in 2005/06. Part-time entrants accounted for 49 per cent of all Business and Administrative Studies entrants in 2005/06, an increase of two percentage points on the 2002/03 proportion.

Although the numbers of students starting part-time Business and Administrative Studies courses increased, the volume of part-time activity for entrants decreased. When considering FTEs it can be seen that the number of part-time entrant FTEs fell by 25 per cent to reach 1,433 in 2005/06 and the average FTE for part-time entrants fell from 49 per cent in 2002/03 to 33 per cent in 2005/06.

Level

Full-time

Although there was an increase of 2 per cent in full-time Business and Administrative Studies entrants across the period, this was not the case for individual levels of entry. In 2005/06, 1,732 entrants started full-time postgraduate courses, an increase of 29 per cent on 2002/03, and 2,326 entrants started full-time first degree courses, a fall of 9 per cent on 2002/03. The number of entrants starting full-time other undergraduate courses fell by 19 per cent to reach 420 in 2005/06. Across the period the majority of full-time entrants started first degree courses.

Part-time

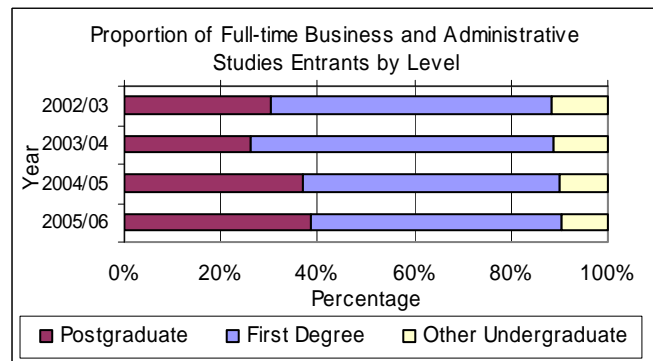
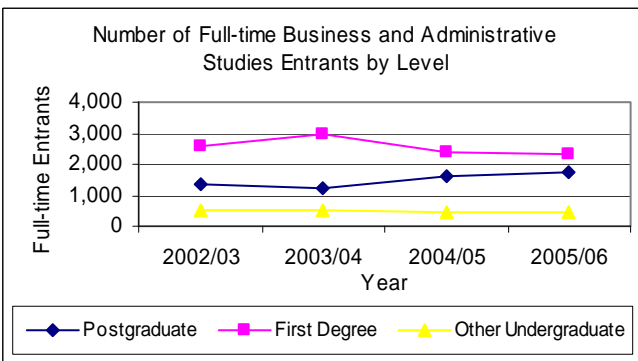
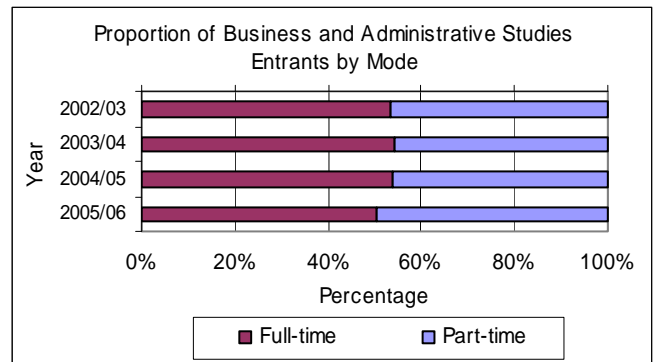
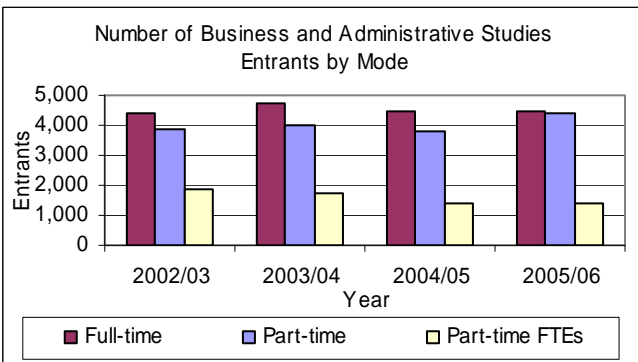
As with full-time entrants, the increase in part-time Business and Administrative Studies entrants was quite different when considering level of entry separately. In 2005/06, 1,262 entrants started part-time postgraduate study, a fall of less than one per cent on 2002/03 and entrants starting part-time first degree courses fell by 25 per cent to reach 166. Those entering part-time other undergraduate study rose by 23 per cent to reach 2,941 by 2005/06. The majority of part-time entrants were studying other undergraduate courses.

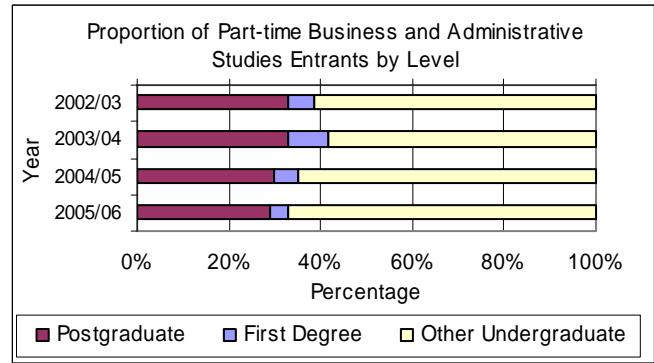
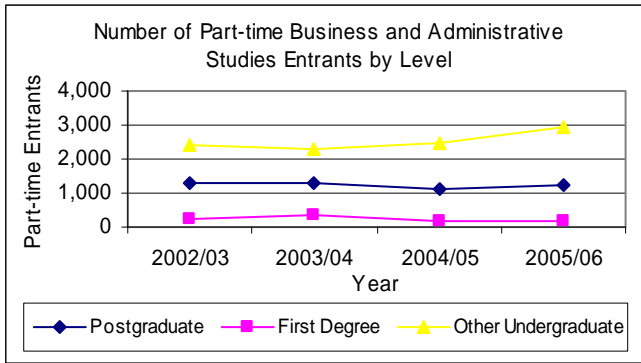
Changes in the volume of study at each level were different to changes in the number of part-time entrants at each level. The number of part-time entrant FTEs at postgraduate level fell by a fifth, at first degree level they fell by a third and at other undergraduate level they fell by a quarter. The average FTE for part-time entrants at postgraduate level fell from 46 per cent to 37 per cent, at first degree level from 53 per cent to 49 per cent and at other undergraduate level from 50 per cent to 30 per cent across the period.

Most of the large increase in part-time other undergraduate Business and Administrative Studies entrants in 2005/06 is due to a large increase in entrants to associate studentships at the University of Glamorgan.

Table 13a: Entrants to Business and Administrative Studies courses by Mode and Level

		Postgraduate	First Degree	Other Undergraduate	Total
Full-time Entrants	2002/03	1,340	2,554	517	4,411
	2003/04	1,238	2,949	531	4,718
	2004/05	1,638	2,368	440	4,446
	2005/06	1,732	2,326	420	4,478
	Net change	392	-228	-97	67
Part-time Entrants	2002/03	1,269	220	2,386	3,875
	2003/04	1,317	337	2,323	3,977
	2004/05	1,131	200	2,447	3,779
	2005/06	1,262	166	2,941	4,369
	Net change	-7	-54	555	494
Part-time Entrant FTEs	2002/03	585	118	1,197	1,899
	2003/04	523	168	1,031	1,721
	2004/05	414	90	900	1,405
	2005/06	470	80	883	1,433
	Net change	-115	-37	-313	-466





Qualifiers

Mode

In 2005/06, 3,515 students obtained a Business and Administrative Studies qualification through studying full-time, an increase of 15 per cent on the number in 2002/03.

Across the period, the number of students obtaining Business and Administrative Studies qualifications after studying part-time rose by 54 per cent to reach 2,871 in 2005/06.

The number of students obtaining a qualification after studying part-time accounted for 45 per cent of all Business and Administrative Studies qualifications obtained in 2005/06. This proportion has risen by 7 percentage points across the period, previously representing 38 per cent of all qualifications obtained in 2002/03.

Level

Full-time

Although the number of full-time Business and Administrative Studies qualifiers rose by 15 per cent across the period, this was not the case when considering the level at which the qualification was obtained. The number of full-time qualifiers obtaining postgraduate qualifications rose by 53 per cent to reach 1,225 in 2005/06, those obtaining first degrees rose by 5 per cent to reach 2,004 and those obtaining an other undergraduate qualification fell by 14 per cent to reach 286 in 2005/06. The majority of qualifications obtained after full-time study were first degrees.

Part-time

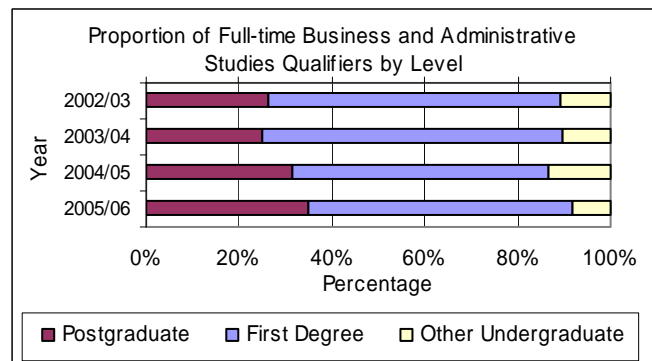
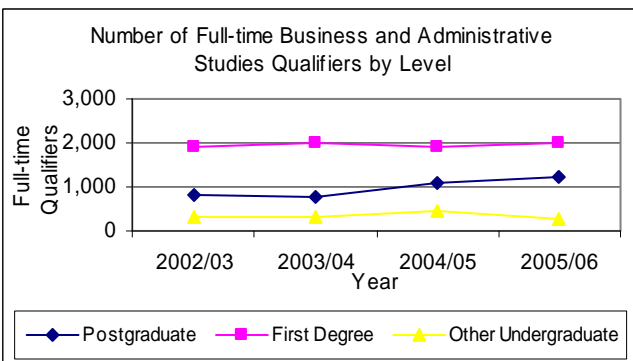
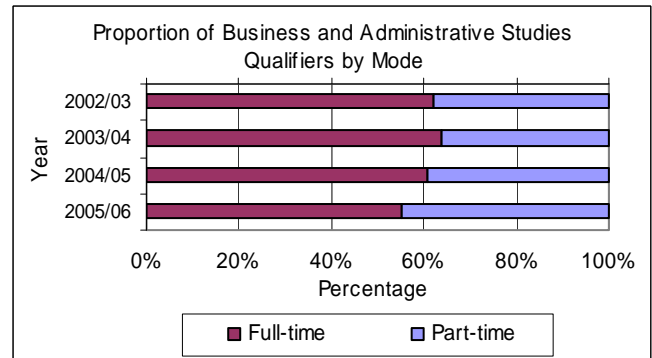
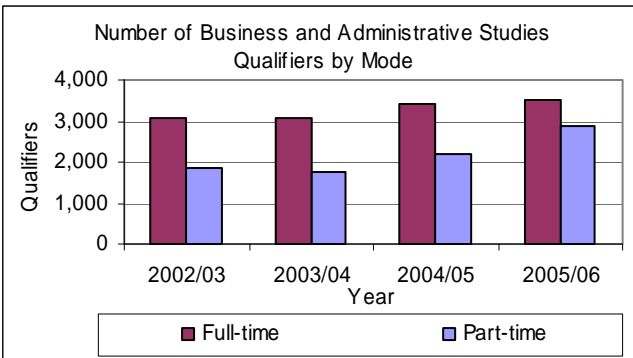
The number of part-time qualifiers in Business and Administrative Studies courses rose by 54 per cent across the period. This was mostly due to a large increase in other undergraduate qualifiers which rose by 86 per cent across the period reaching 1,678 in 2005/06. Part-time qualifiers obtaining postgraduate qualifications rose by 29 per cent to 1,077 and those obtaining first degrees fell by 3 per cent to 116. In all years except 2002/03, the majority of qualifications obtained from part-time study were other

undergraduate; in 2002/03 other undergraduate was still the largest proportion but was just under half of all part-time qualifiers.

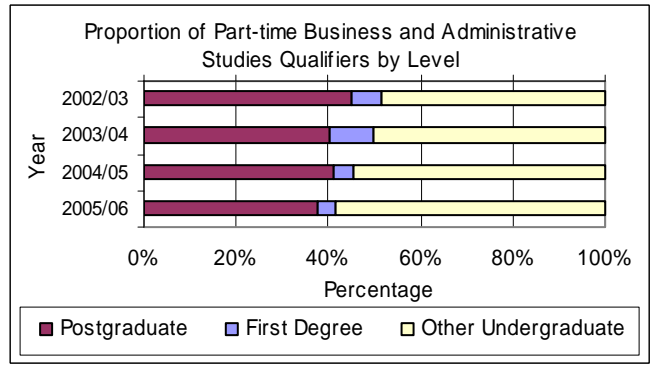
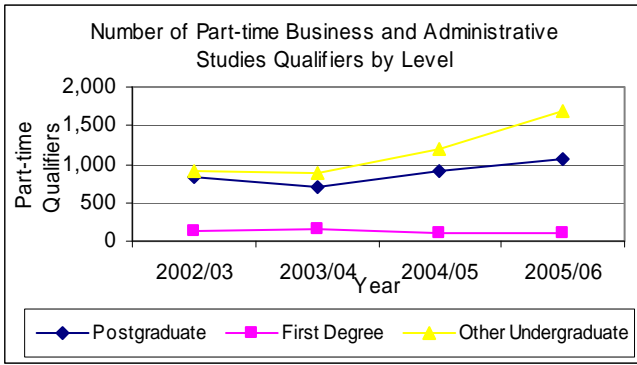
Increases in part-time other undergraduate qualifiers are explained by a larger than usual number of qualifications obtained from dormant status in 2004/05 and a large increase in associate studentship qualifiers at the University of Glamorgan in 2005/06.

Table 13b: Qualifiers from Business and Administrative Studies courses by Mode and Level

		Postgraduate	First Degree	Other Undergraduate	Total
Full-time Qualifiers	2002/03	803	1,915	332	3,050
	2003/04	775	1,994	322	3,091
	2004/05	1,069	1,891	455	3,415
	2005/06	1,225	2,004	286	3,515
	Net change	422	89	-47	465
Part-time Qualifiers	2002/03	835	120	904	1,859
	2003/04	709	166	879	1,754
	2004/05	906	99	1,201	2,205
	2005/06	1,077	116	1,678	2,871
	Net change	242	-3	774	1,012



Business and Administrative Studies



14. Mass Communications and Documentation

Entrants

Mode

In 2005/06, 1,010 students started full-time Mass Communications and Documentation courses at Welsh HEIs, an increase of 22 per cent on the number of full-time entrants in 2002/03.

Across the same period, entrants to part-time courses increased by 18 per cent to reach 283 in 2005/06. Part-time entrants accounted for 22 per cent of all Mass Communications and Documentation entrants in 2005/06, a similar proportion to that in 2002/03.

Although the numbers of students starting part-time courses increased, the volume of part-time activity for entrants decreased. When considering FTEs it can be seen that the number of part-time entrant FTEs fell by 35 per cent to reach 44 in 2005/06 and the average FTE for part-time entrants fell from 28 per cent in 2002/03 to 16 per cent in 2005/06.

Level

Full-time

Although there was an increase of 22 per cent in full-time Mass Communication and Documentation entrants across the period, this was mostly due to an increase of 55 per cent in the number of postgraduate entrants between 2004/05 and 2005/06. In 2005/06, 426 entrants started full-time postgraduate courses, an increase of 31 per cent on 2002/03, and 576 entrants started full-time first degree courses, an increase of 16 per cent on 2002/03. The number of entrants starting full-time other undergraduate courses was very small, being less than 10 in each year. Across the period the majority of full-time entrants started first degree courses.

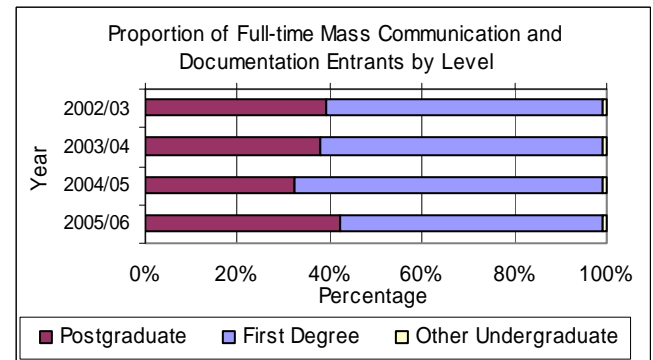
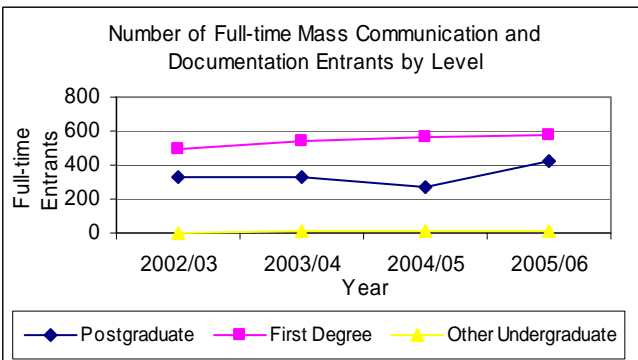
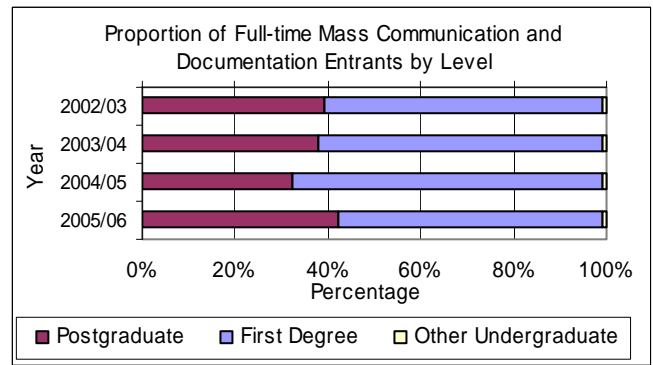
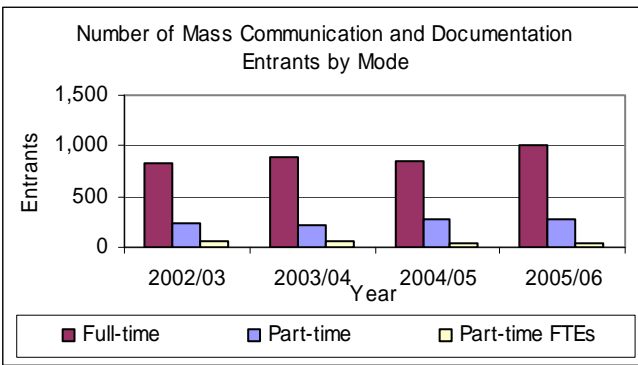
Part-time

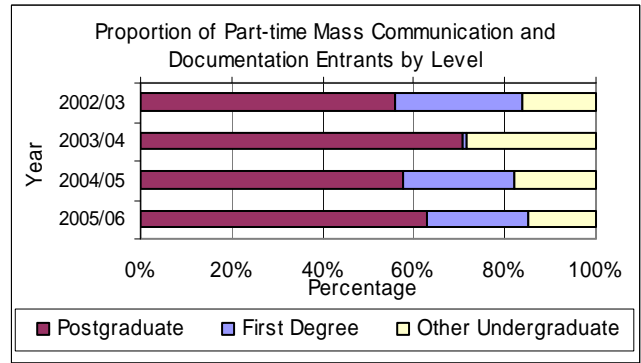
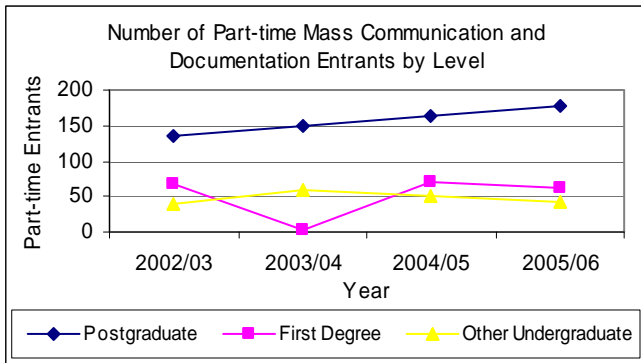
As with full-time entrants, the increase in part-time Mass Communication and Documentation entrants was quite different when considering level of entry separately. In 2005/06, 178 entrants started part-time postgraduate study, an increase of 33 per cent on 2002/03 and entrants starting part-time first degree courses fell by 6 per cent to reach 63 in 2005/06. In 2003/04 there were less than 5 first degree entrants. Those entering part-time other undergraduate study rose by 54 per cent between 2002/03 and 2003/04, and then fell each year, but the 2005/06 figure at 42 was 8 per cent higher than the 2002/03 figure. The majority of part-time entrants were studying postgraduate courses.

Changes in the volume of study at each level were different to the changes in the number of part-time entrants at each level. The number of part-time entrant FTEs at postgraduate level fell by 44 per cent. FTEs were small each year for first degree and other undergraduate level. The average FTE for part-time entrants at postgraduate level fell from 43 per cent to 18 per cent.

Table 14a: Entrants to Mass Communication and Documentation courses by Mode and Level

		Postgraduate	First Degree	Other Undergraduate	Total
Full-time Entrants	2002/03	326	498	6	829
	2003/04	335	543	7	885
	2004/05	275	565	9	849
	2005/06	426	576	8	1,010
	Net change	100	78	3	181
Part-time Entrants	2002/03	134	67	39	240
	2003/04	150	*	+	212
	2004/05	162	70	50	282
	2005/06	178	63	42	283
	Net change	44	-4	3	43
Part-time Entrant FTEs	2002/03	58	1	9	68
	2003/04	58	1	9	68
	2004/05	31	10	8	49
	2005/06	32	7	4	44
	Net change	-25	6	-5	-24





Qualifiers

Mode

In 2005/06, 669 students obtained a Mass Communications and Documentation qualification through studying full-time, an increase of 12 per cent on the number in 2002/03.

Across the period, the number of students obtaining Mass Communications and Documentation qualifications after studying part-time rose by 60 per cent to reach 165 in 2005/06.

The number of students obtaining a qualification after studying part-time accounted for 20 per cent of all Mass Communications and Documentation qualifications obtained in 2005/06. This proportion has risen by 5 percentage points across the period, previously representing 15 per cent of all qualifications obtained in 2002/03.

Level

Full-time

Although the number of full-time Mass Communication and Documentation qualifiers rose by 12 per cent across the period, this was not the case when considering the level at which the qualification was obtained. The number of full-time qualifiers obtaining postgraduate qualifications rose by 4 per cent to reach 256 in 2005/06, those obtaining first degrees rose by 19 per cent to reach 403. Numbers obtaining other undergraduate qualifications were very small, being less than 15 in each year. The majority of qualifications obtained after full-time study were first degrees.

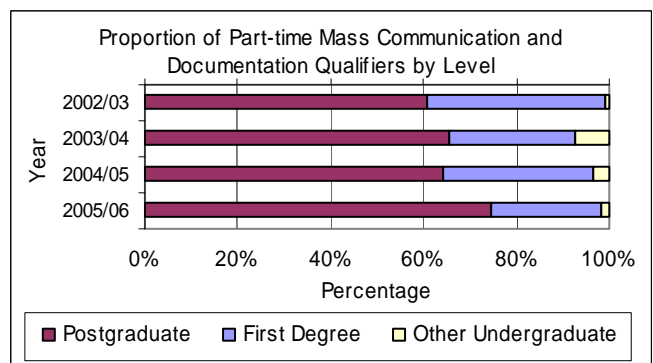
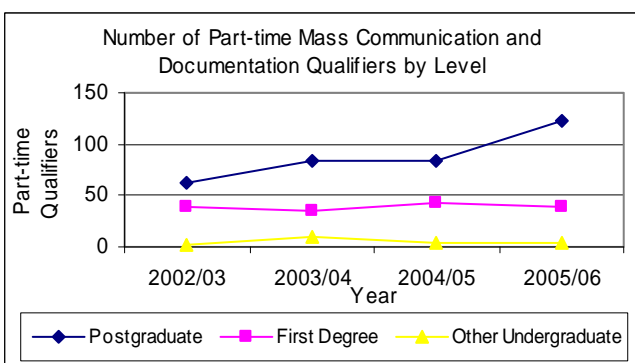

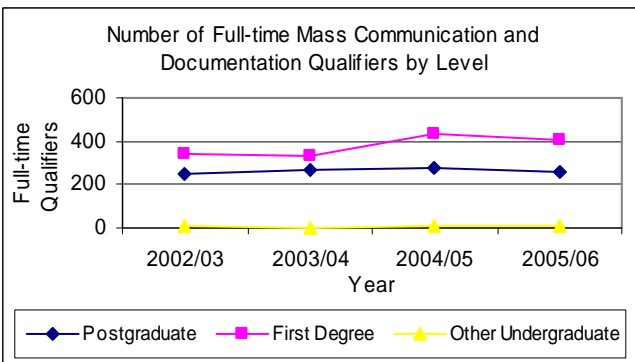
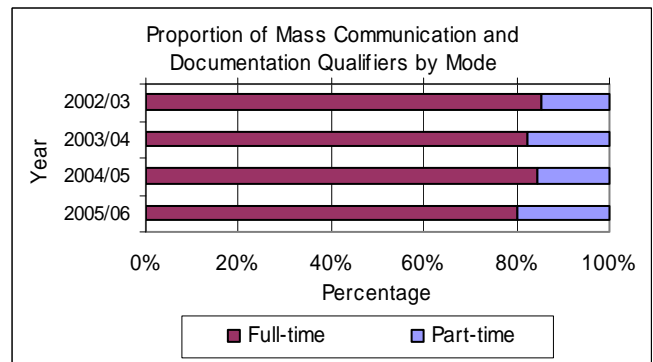
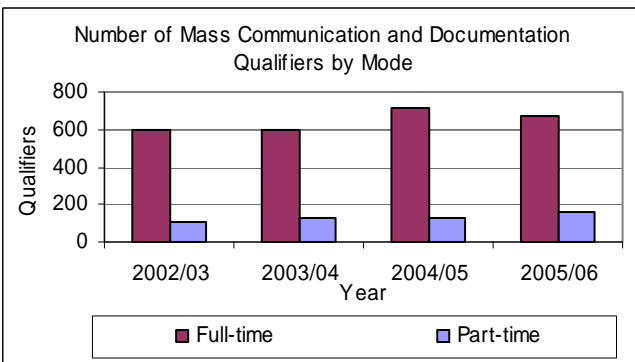
Part-time

The number of part-time Mass Communication and Documentation qualifiers rose by 60 per cent across the period, this was mostly due to a large increase in postgraduate qualifiers which rose by 95 per cent across the period reaching 123 in 2005/06. The number of part-time qualifiers obtaining first degrees started and ended the period at a similar level. There were very few obtaining other undergraduate qualifications, with 10 or

less in each year. The majority of qualifications obtained from part-time study were postgraduate.

Table 14b: Qualifiers from Mass Communication and Documentation courses by Mode and Level

		Postgraduate	First Degree	Other Undergraduate	Total
Full-time Qualifiers	2002/03	247	339	11	597
	2003/04	+	331	*	598
	2004/05	274	437	7	718
	2005/06	256	403	10	669
	Net change	9	65	-1	72
Part-time Qualifiers	2002/03	63	+	*	103
	2003/04	84	35	10	129
	2004/05	84	42	5	131
	2005/06	123	+	*	165
	Net change	60	-1	2	61



Mass Communications and Documentation by Principal Subject

Media Production is a subset of the principal subject Media Studies but has been shown separately, therefore the data shown for Media Studies excludes Media Production.

Full-time entrants

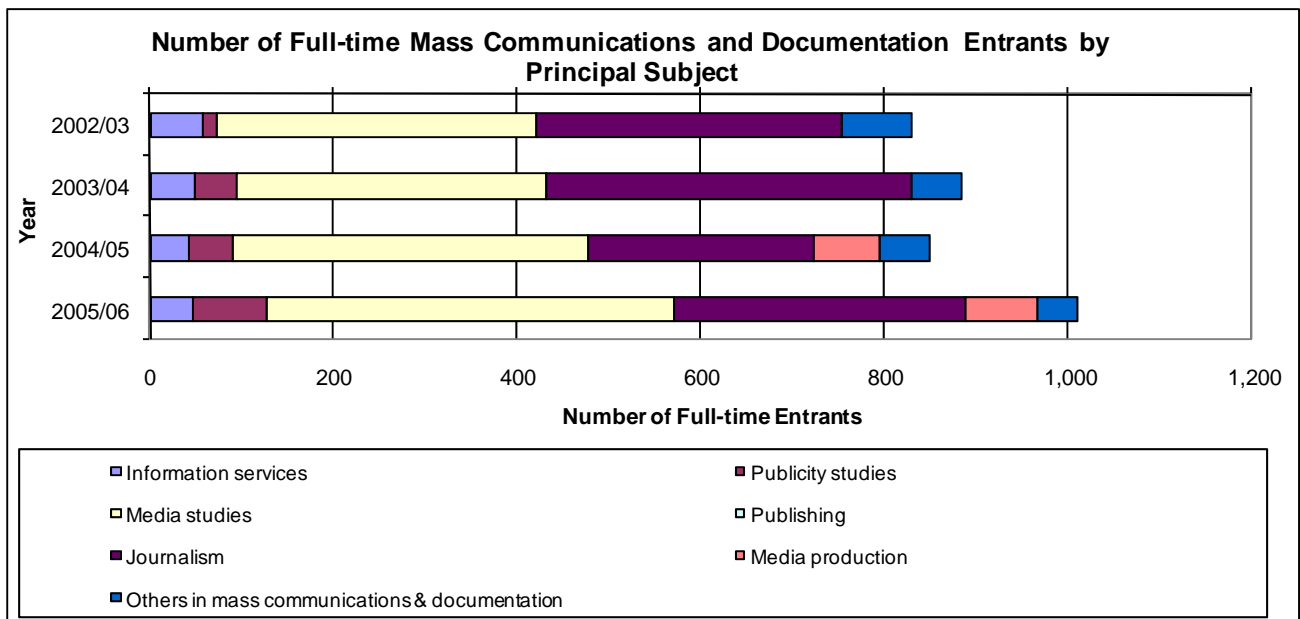
The biggest proportion of full-time Mass Communication and Documentation entrants were studying either Media Studies or Journalism. These two subjects together represented more than three quarters of these entrants each year.

There was a big increase across the period in full-time entrants in Publicity Studies which rose more than five times to reach 81 in 2005/06. There was a rise of 28 per cent in those studying Media Studies and those studying Others in Mass Communication and Documentation fell by 43 per cent.

There were no full-time entrants studying Media Production in 2002/03 and 2003/04 and there were no full-time entrants in Publishing across the period.

Table 14c: Entrants to Full-time Mass Communications and Documentation Courses by Principal Subject

Principal Subject	Number of Full-time Entrants			
	2002/03	2003/04	2004/05	2005/06
Information services	58	50	42	47
Publicity studies	15	44	49	81
Media studies	347	339	386	442
Publishing	0	0	0	0
Journalism	334	397	247	318
Media production	0	0	71	78
Others in mass communications & documentation	75	55	55	43
Total	829	885	849	1,010



Part-time entrants

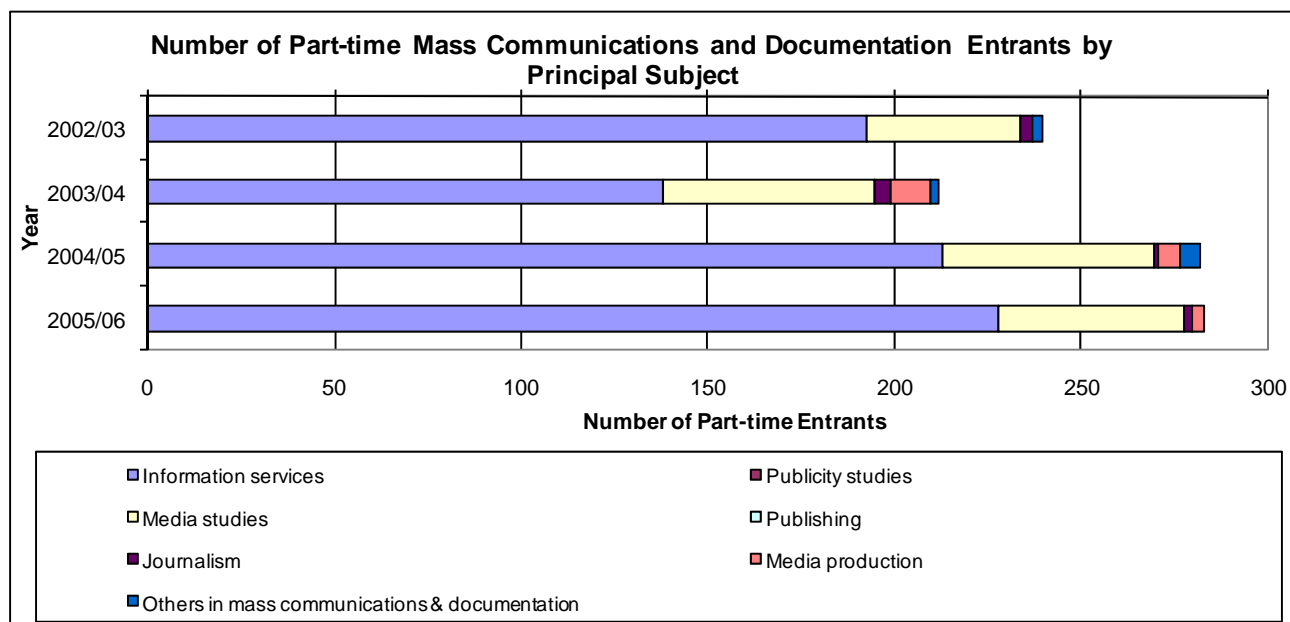
The biggest proportion of part-time Mass Communication and Documentation entrants were studying Information Services, this principal subject representing more than three quarters of these entrants each year, except in 2003/04 when this subject represented 65 per cent.

Across the period the number of part-time entrants studying Information Services increased by 18 per cent, and those studying Media Studies increased by 22 per cent.

There were no part-time entrants in Publicity Studies or Publishing.

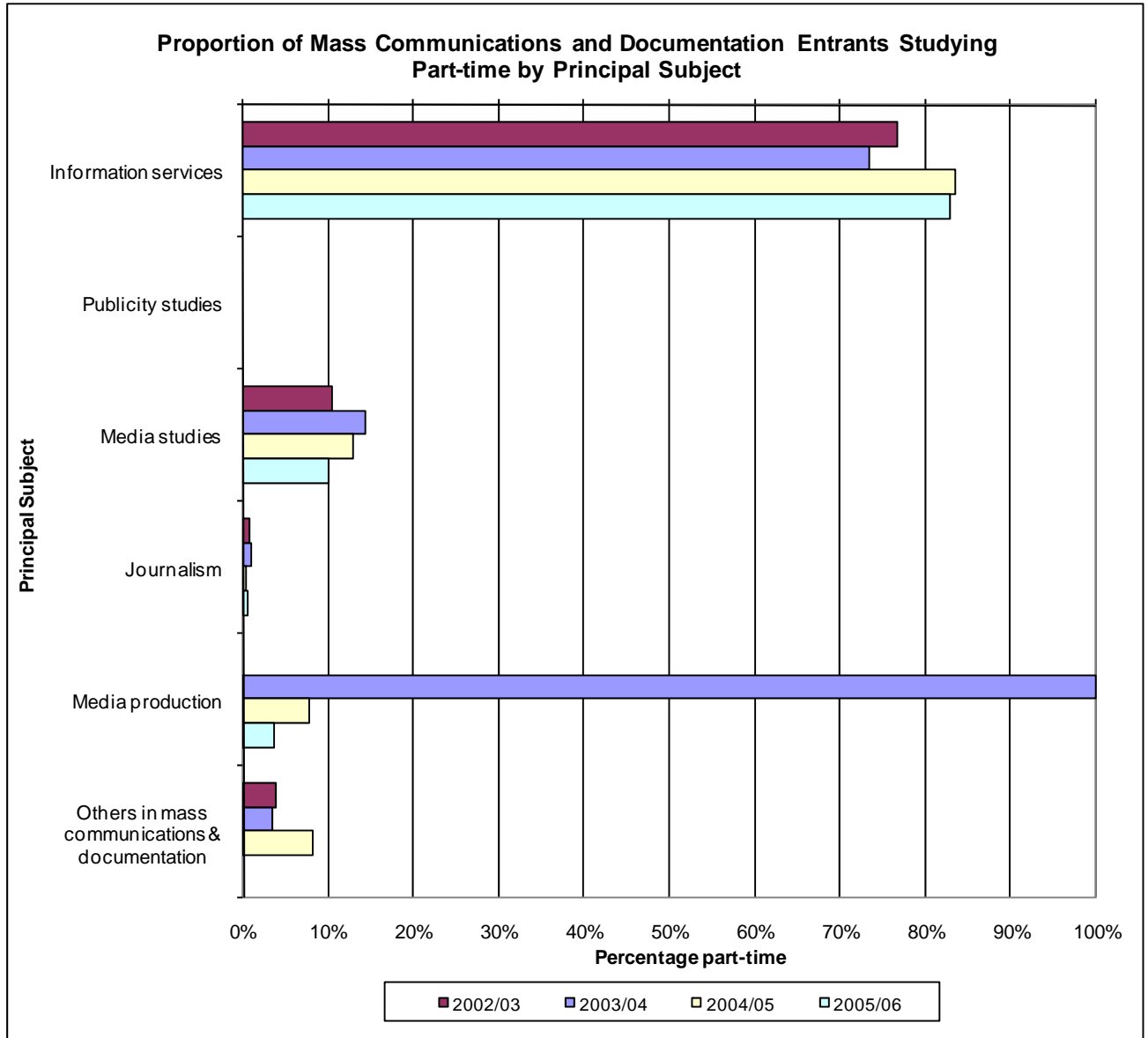
Table 14d: Entrants to Part-time Mass Communications and Documentation Courses by Principal Subject

Principal Subject	Number of Part-time Entrants			
	2002/03	2003/04	2004/05	2005/06
Information services	193	138	213	228
Publicity studies	0	0	0	0
Media studies	41	57	57	50
Publishing	0	0	0	0
Journalism	*	*	*	*
Media production	0	11	6	*
Others in mass communications & documentation	*	*	+	0
Total	240	212	282	283



All Entrants

Information Services was the subject with the largest proportion studying part-time, with more than three quarters studying part-time each year.



Full-time qualifiers

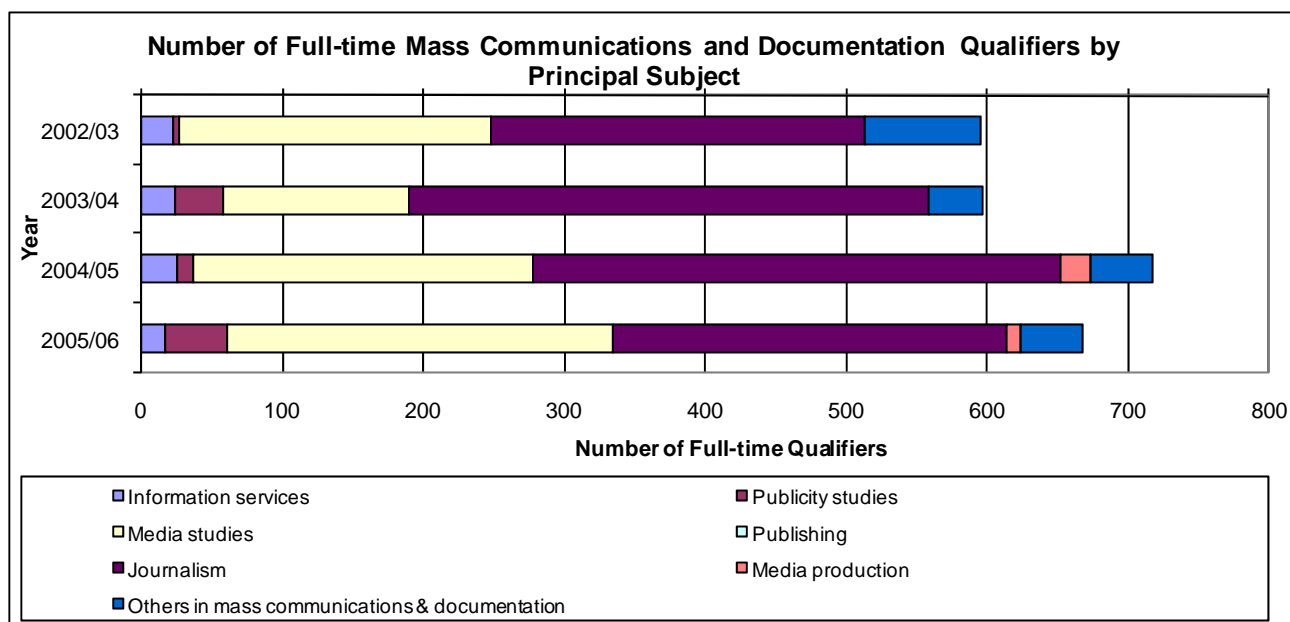
The biggest proportion of full-time Mass Communication and Documentation qualifiers had obtained a qualification in either Media Studies or Journalism, these two subjects together representing more than 80 per cent of these qualifiers each year.

There was a big increase across the period in full-time qualifiers in Publicity Studies which rose from less than 5 in 2002/03 to 45 in 2005/06. There was a rise of 24 per cent in those obtaining qualifications in Media Studies and a rise of 5 per cent for those obtaining qualifications in Journalism after studying full-time.

There were no full-time qualifiers in Publishing across the period.

Table 14e: Qualifiers from Full-time Mass Communications and Documentation Courses by Principal Subject

Principal Subject	Number of Full-time Qualifiers			
	2002/03	2003/04	2004/05	2005/06
Information services	+	24	26	17
Publicity studies	*	35	12	45
Media studies	221	132	241	274
Publishing	0	0	0	0
Journalism	265	369	374	278
Media production	0	0	22	10
Others in mass communications & documentation	83	38	43	45
Total	597	598	718	669



Part-time qualifiers

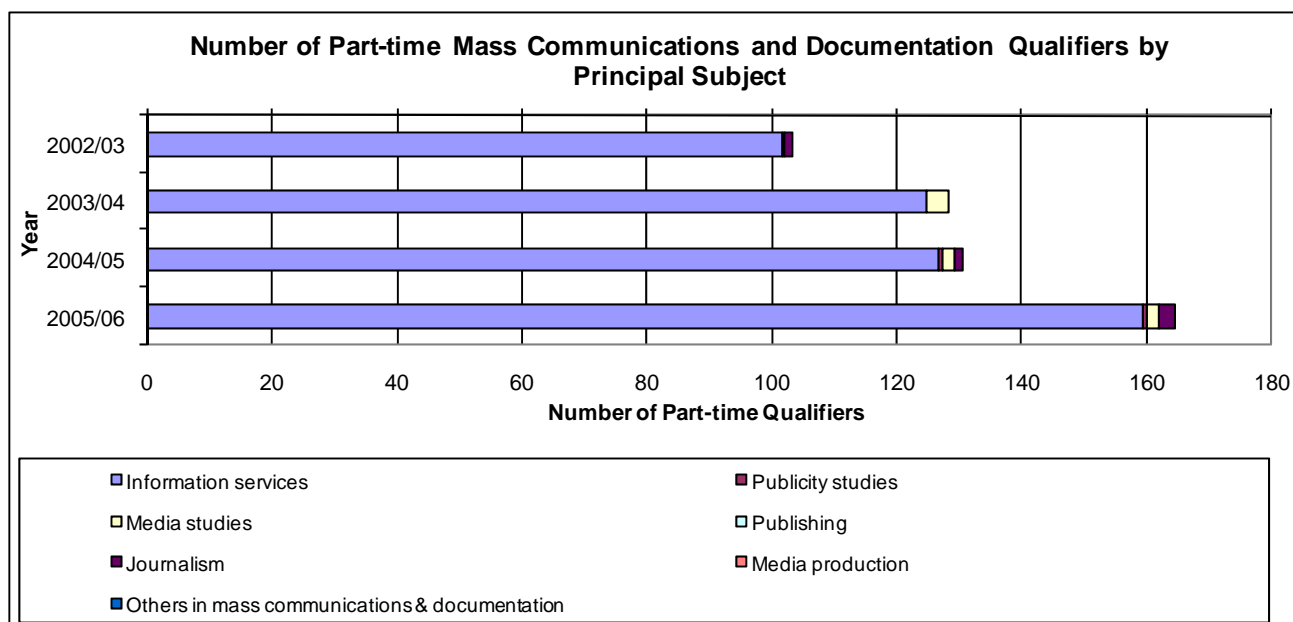
The biggest proportion of part-time Mass Communication and Documentation qualifiers had obtained a qualification in Information Services; this principal subject represented 97 per cent or more of these qualifiers each year.

Across the period the number of qualifiers obtaining a qualification in Information Services after studying part-time increased by 57 per cent.

There were no part-time qualifiers in Media Production or Others in Mass Communications and Documentation. There were no part-time qualifiers in Publishing in any year apart from 2002/03 when there were less than 5.

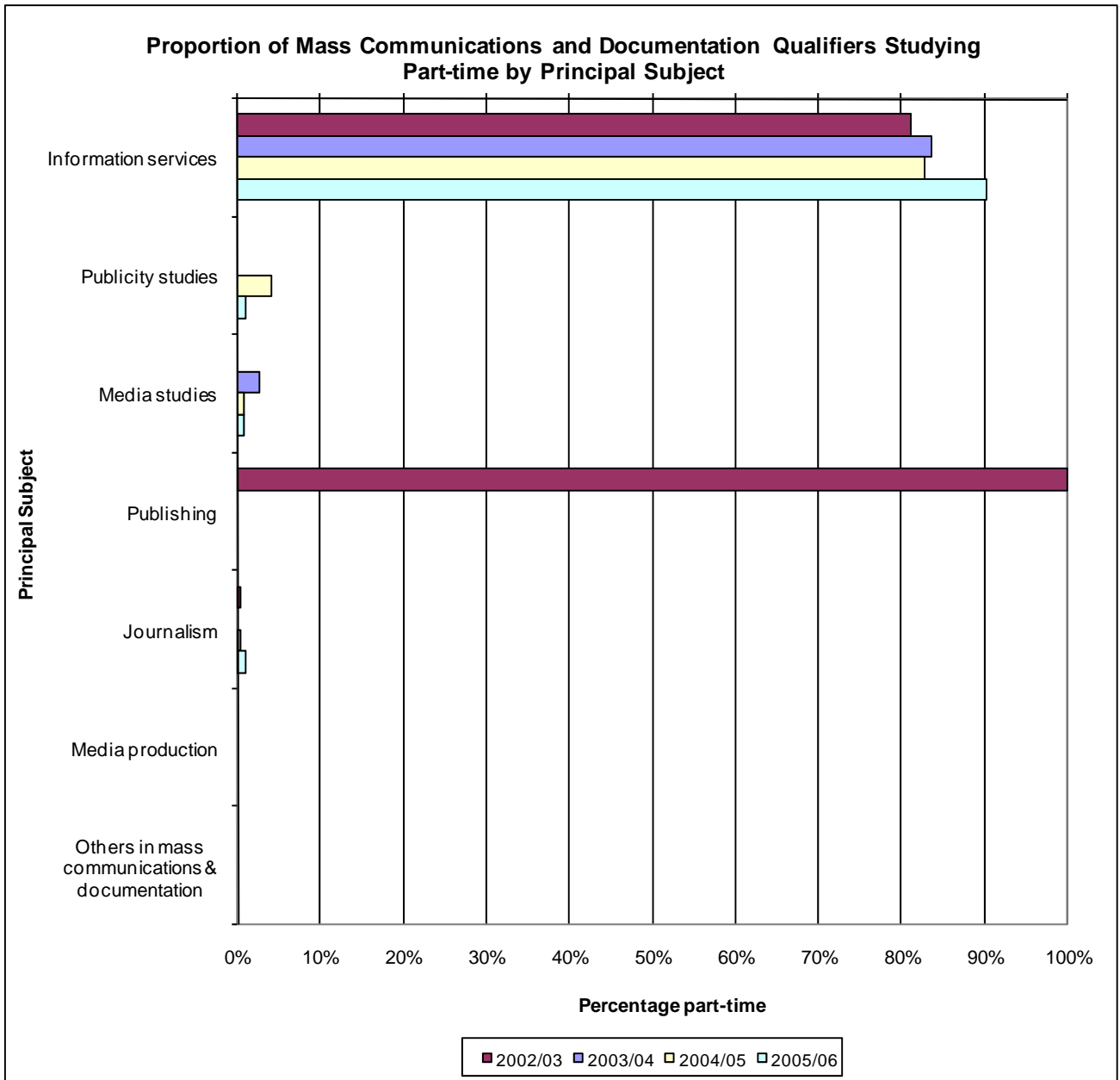
Table 14f: Qualifiers from Part-time Mass Communications and Documentation Courses by Principal Subject

Principal Subject	Number of Part-time Qualifiers			
	2002/03	2003/04	2004/05	2005/06
Information services	102	+	127	160
Publicity studies	0	0	*	*
Media studies	0	*	*	*
Publishing	*	0	0	0
Journalism	*	0	*	*
Media production	0	0	0	0
Others in mass communications & documentation	0	0	0	0
Total	103	129	131	165



All Qualifiers

Information Services was the subject with the greatest proportion of qualifications obtained after studying part-time. In 2002/03 81 per cent of qualifications in Information Services were obtained after studying part-time, this proportion rose to 90 per cent in 2005/06.



15. Languages

Entrants

Mode

In 2005/06, 1,951 students started full-time Languages courses at Welsh HEIs, an increase of 5 per cent on the number of full-time entrants in 2002/03.

Across the same period, entrants to part-time Languages courses increased by 13 per cent to reach 4,261 in 2005/06. Part-time entrants accounted for 69 per cent of all Languages entrants in 2005/06, an increase of two percentage points on the proportion in 2002/03.

The increase in the volume of part-time activity for entrants to Languages courses across the period was similar to that for part-time entrants at 14 per cent, although changes in the intervening years were different. The number of part-time entrant FTEs rose to 668 in 2005/06 and the average FTE for part-time entrants started and ended the period at 16 per cent.

Level

Full-time

Although there was an increase of 5 per cent in full-time Languages entrants across the period, this was not the case for individual levels of entry. In 2005/06, 221 entrants started full-time postgraduate courses, a drop of 1 per cent on 2002/03, and 1,551 entrants started full-time first degree courses, also a drop of 1 per cent on 2002/03. The number of entrants starting full-time other undergraduate courses more than doubled to reach 178 in 2005/06. Across the period the majority of full-time entrants started first degree courses.

Part-time


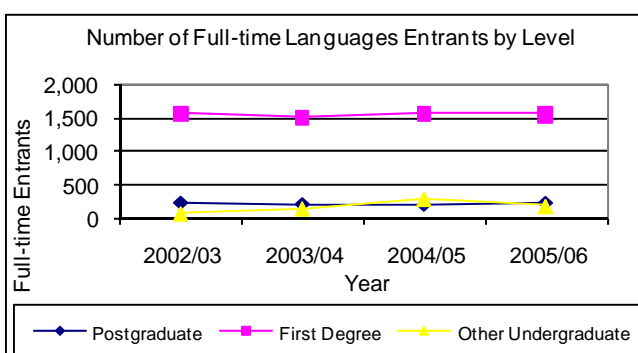
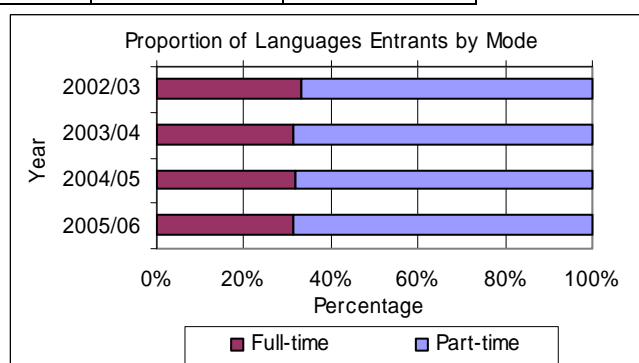
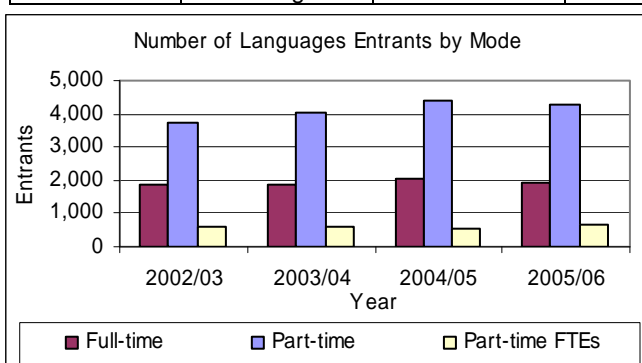
As with full-time entrants, the changes in the number of part-time Languages entrants were quite different when considering level of entry separately. In 2005/06, 129 entrants started part-time postgraduate study, a drop of 8 per cent on 2002/03 and entrants starting part-time first degree courses nearly doubled reaching 98 in 2005/06. Those entering part-time other undergraduate study rose by 13 per cent to reach 4,035 in 2005/06. Across the period, 95 per cent of all part-time entrants were studying at other undergraduate level, and a large proportion of these were associate studentships at University of Glamorgan (see table 15b).

Changes in the volume of study at each level were similar to changes in the number of part-time entrants at each level. The number of part-time entrant FTEs at postgraduate level fell by 5 per cent, at first degree level FTEs more than doubled and at other undergraduate level increased by 12 per cent. The average FTE for part-time entrants started and ended the period at similar proportions for each level. At postgraduate level

the average FTE in 2005/06 was 45 per cent, at first degree level it was 46 per cent and at other undergraduate level it was 14 per cent.

Table 15a: Entrants to Languages courses by Mode and Level

		Postgraduate	First Degree	Other Undergraduate	Total
Full-time Entrants	2002/03	224	1,562	68	1,854
	2003/04	201	1,510	144	1,854
	2004/05	191	1,565	285	2,040
	2005/06	221	1,551	178	1,951
	Net change	-2	-11	110	97
Part-time Entrants	2002/03	140	50	3,571	3,761
	2003/04	122	87	3,824	4,033
	2004/05	150	85	4,175	4,410
	2005/06	129	98	4,035	4,261
	Net change	-11	47	464	500
Part-time Entrant FTEs	2002/03	61	22	504	587
	2003/04	51	40	538	629
	2004/05	61	36	423	519
	2005/06	58	45	565	668
	Net change	-3	23	61	81




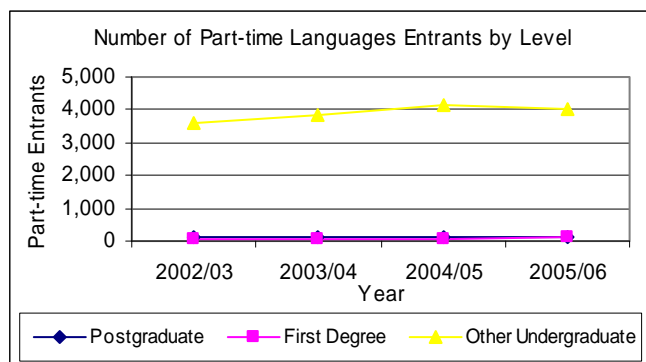


Table 15b: Part-time Other Undergraduate Languages Entrants

	Part-time other undergraduate entrants			
	2002/03	2003/04	2004/05	2005/06
All other data	1,675	1,869	1,758	2,264
University of Glamorgan - Associate studentships	1,896	1,955	2,417	1,771
Total	3,571	3,824	4,175	4,035
% University of Glamorgan - Associate studentships	53%	51%	58%	44%

Qualifiers

Mode

In 2005/06, 1,445 students obtained a Languages qualification through studying full-time, an increase of 8 per cent on the number in 2002/03.

Across the period, the number of students obtaining Languages qualifications after studying part-time rose hugely, reaching 2,756 in 2005/06.

The number of students obtaining a qualification after studying part-time accounted for 66 per cent of all Languages qualifications obtained in 2005/06. This proportion has risen by 31 percentage points across the period, previously representing 34 per cent of all qualifications obtained in 2002/03.

Level

Full-time

Although the number of full-time Languages qualifiers rose by 8 per cent across the period, this was not the case when considering the level at which the qualification was obtained. The number of full-time qualifiers obtaining postgraduate qualifications rose by 31 per cent to reach 147 in 2005/06, those obtaining first degrees rose by 2 per cent to reach 1,170 and those obtaining an other undergraduate qualification rose by 64 per cent to reach 127 in 2005/06. The majority of qualifications obtained after full-time study were first degrees.



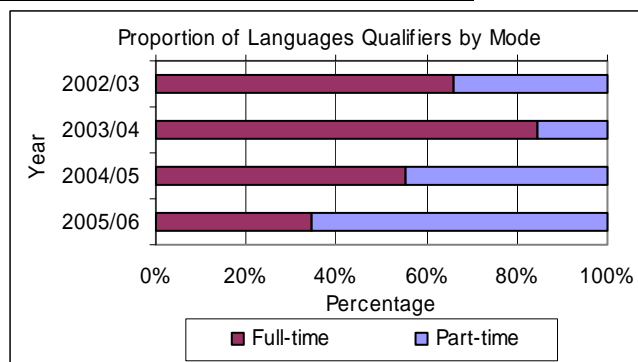
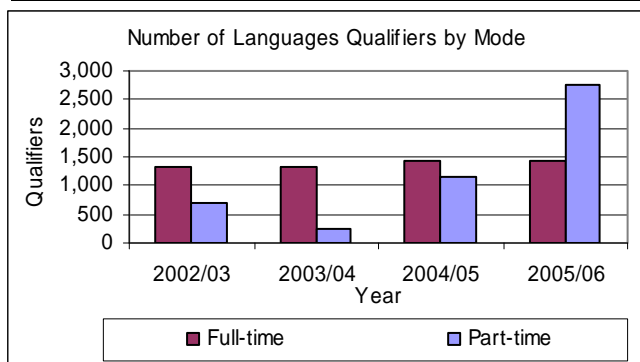
Part-time


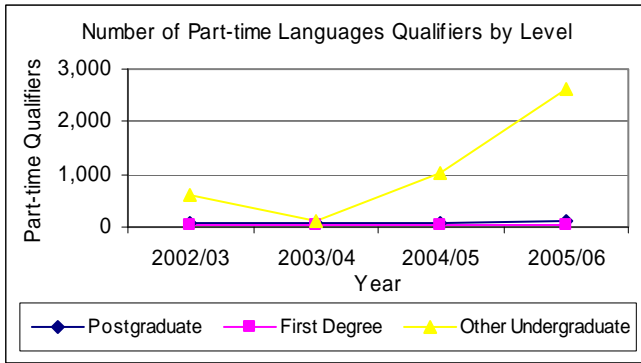
The number of part-time qualifiers quadrupled across the period, this was mostly due to large increases in other undergraduate qualifiers in 2004/05 and in 2005/06. Part-time qualifiers obtaining postgraduate qualifications rose by 48 per cent to 98 and those obtaining first degrees more than doubled to reach 45. The majority of qualifications obtained from part-time study were other undergraduate.

The large increase in other undergraduate qualifications reflects increases in the number of qualifiers on the associate studentship scheme at the University of Glamorgan but also includes a large number of qualifications obtained from dormant status and therefore possibly being reported in a different year to that in which they were obtained.

Table 15c: Qualifiers from Languages courses by Mode and Level

		Postgraduate	First Degree	Other Undergraduate	Total
Full-time Qualifiers	2002/03	112	1,147	78	1,337
	2003/04	121	1,127	65	1,312
	2004/05	161	1,174	81	1,416
	2005/06	147	1,170	127	1,445
	Net change	35	23	50	108
Part-time Qualifiers	2002/03	66	22	605	693
	2003/04	82	33	125	240
	2004/05	76	30	1,038	1,144
	2005/06	98	45	2,613	2,756
	Net change	32	23	2,009	2,064





Languages by Principal Subject

Full-time entrants

In each year around 60 per cent or more of full-time Language entrants were studying English studies. French Studies, Celtic Studies and Linguistics formed the second largest proportion of full-time Language entrants, together representing around 20 per cent of these entrants each year, each subject representing between 5 and 7 per cent in any one year.


The number of full-time entrants in English Studies fluctuated across the period, but by 2005/06 was 8 per cent higher than at the start of the period. The number of full-time entrants in Linguistics rose by 22 per cent to reach 115 in 2005/06 and the number of full-time entrants studying Celtic Studies fell by 8 per cent to 117 in 2005/06.

There were no full-time entrants in Ancient language studies, Classical Greek studies, Portuguese studies, Russian & East European studies and Others in Eastern, Asiatic, African, American & Australasian Languages, Literature and Related Subjects.

Table 15d: Entrants to Full-time Languages Courses by Principal Subject

Principal Subject	Number of Full-time Entrants			
	2002/03	2003/04	2004/05	2005/06
Linguistics	94	128	107	115
Comparative literary studies	0	*	*	0
English studies	1,118	1,085	1,292	1,204
Ancient language studies	0	0	0	0
Celtic studies	127	129	131	117
Latin studies	0	*	*	*
Classical Greek studies	0	0	0	0
Classical studies	26	32	48	48
Others in linguistics, classics & related subjects	0	0	14	12
French studies	136	137	121	138
German studies	59	50	63	49
Italian studies	30	36	31	37
Spanish studies	99	76	92	87
Portuguese studies	0	0	0	0
Russian & East European studies	0	0	0	0
Others in European languages, literature & related subjects	70	59	43	41
Chinese studies	0	0	*	*
Japanese studies	*	*	13	12
Modern Middle Eastern studies	+	38	21	5
American studies	88	76	61	83
Others in Eastern, Asiatic, African, American & Australasian*	0	0	0	0
Total	1,854	1,854	2,040	1,951

* languages, literature & related subjects



* languages, literature & related subjects

Part-time entrants


Between 2002/03 and 2004/05 more than half of part-time Language entrants were studying English Studies. In 2005/06, although still the largest proportion, the proportion of part-time Languages entrants studying English studies fell to 47 per cent. The second largest proportion was made up of Celtic Studies, Spanish Studies and French Studies, which together represented more than a fifth of part-time entrants each year. In the first three years of the period Others in European Languages, Literature and Related Subjects represented less than 4 per cent of all part-time Languages entrants but in 2005/06 part-time entrants in this subject increased hugely, representing 16 per cent of all part-time Languages entrants in that year.

Across the period, the number of part-time entrants studying Celtic Studies rose by 28 per cent to reach 520 in 2005/06, while the number studying English Studies dropped by 13 per cent to 2,018.

There were no part-time entrants in Others in Eastern, Asiatic, African, American & Australasian languages, literature & related subjects.

Table 15e: Entrants to Part-time Languages Courses by Principal Subject

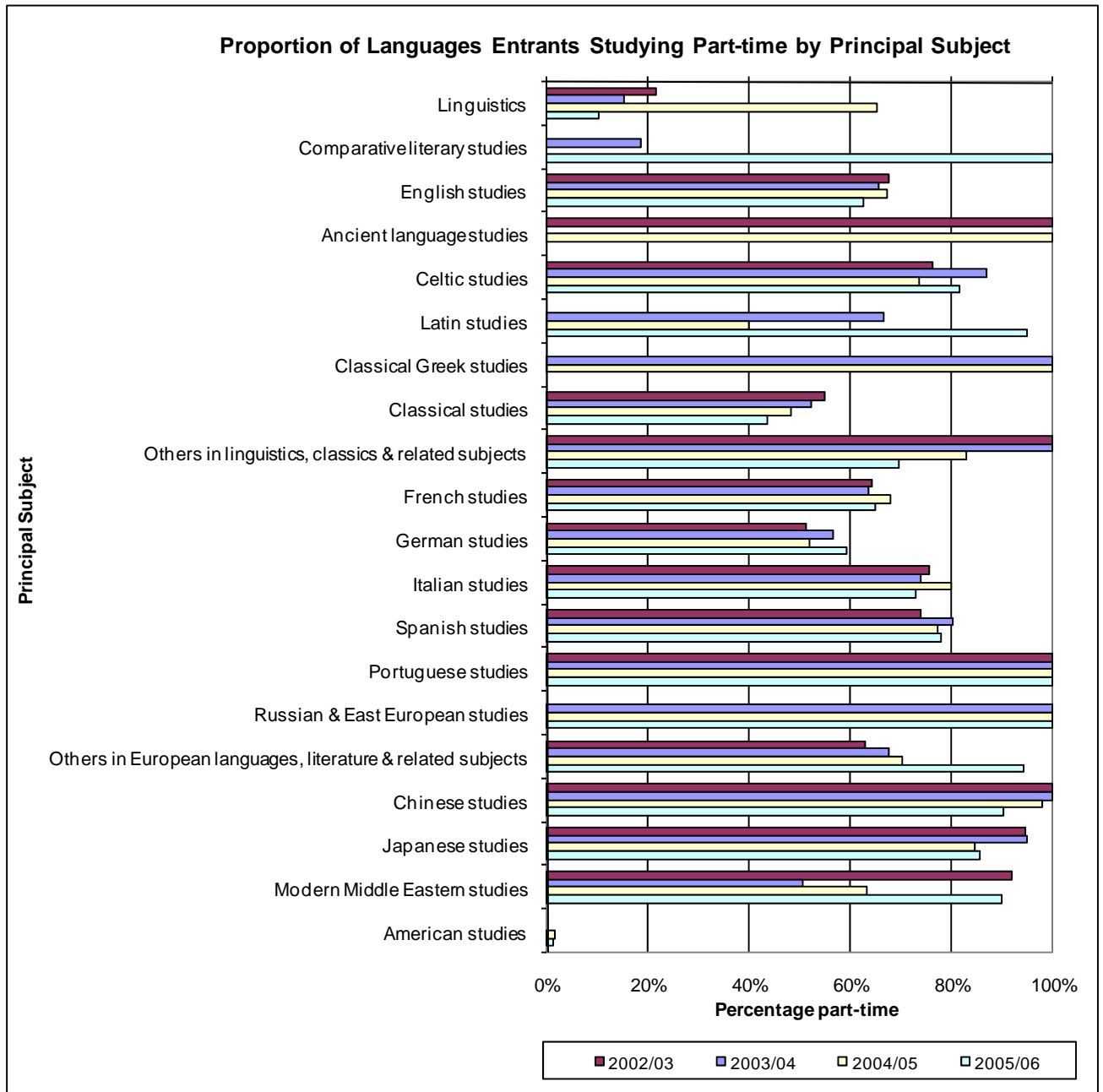
Principal Subject	Number of Part-time Entrants			
	2002/03	2003/04	2004/05	2005/06
Linguistics	26	23	202	13
Comparative literary studies	0	*	0	+
English studies	2,324	2,081	2,655	2,018
Ancient language studies	*	0	*	0
Celtic studies	405	865	370	520
Latin studies	0	*	*	16
Classical Greek studies	0	*	*	0
Classical studies	31	36	45	37
Others in linguistics, classics & related subjects	16	*	69	28
French studies	246	240	257	258
German studies	63	65	68	71
Italian studies	94	102	125	101
Spanish studies	280	312	312	312
Portuguese studies	+	16	10	20
Russian & East European studies	0	34	38	35
Others in European languages, literature & related subjects	119	123	101	678
Chinese studies	27	30	47	38
Japanese studies	52	58	69	72
Modern Middle Eastern studies	66	39	37	40
American studies	0	0	*	*
Others in Eastern, Asiatic, African, American & Australasian*	0	0	0	0
Total	3,761	4,033	4,410	4,261



* languages, literature & related subjects

All Entrants

There were high proportions of entrants that were studying part-time in most subjects.



Full-time qualifiers

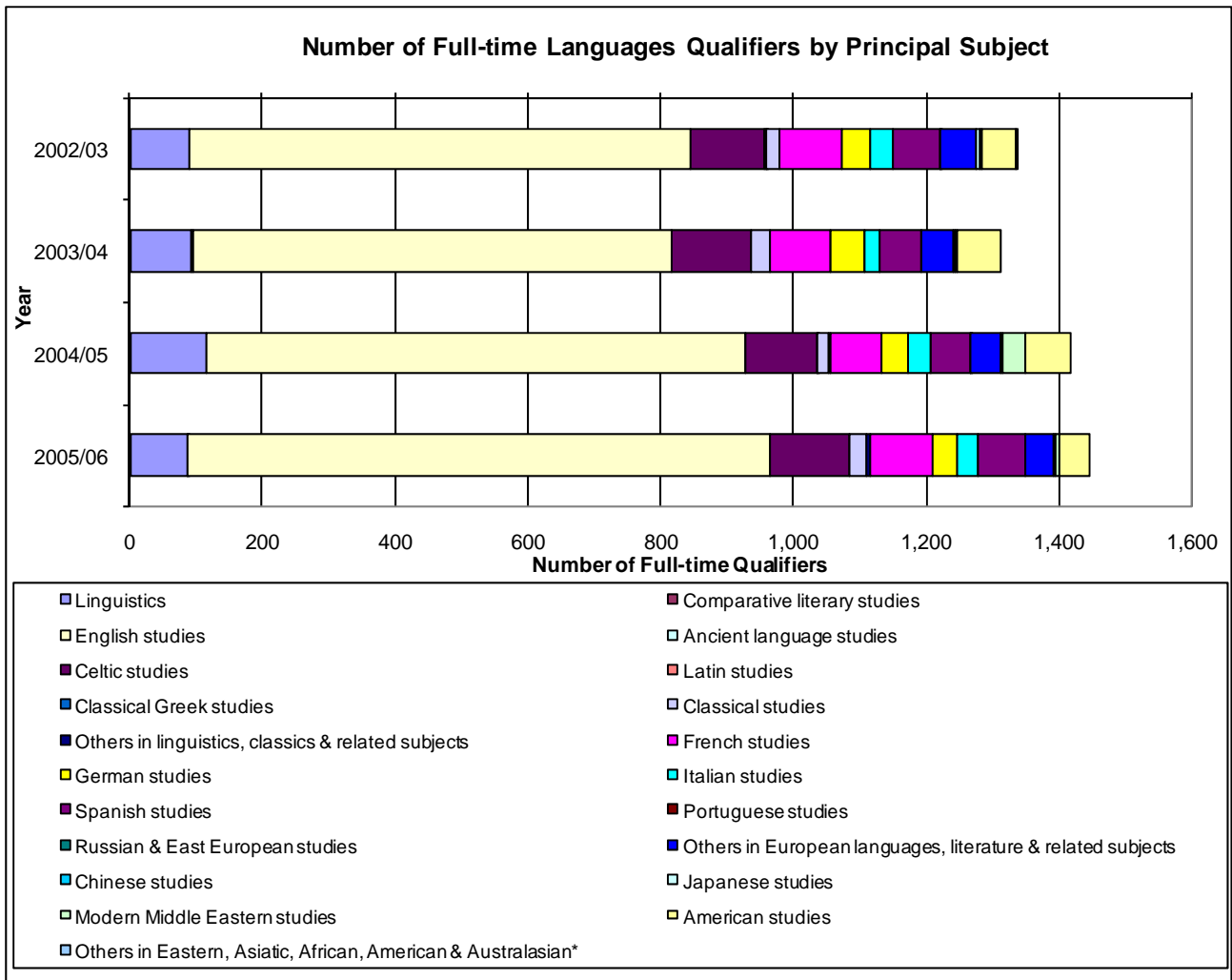
In each year, more than half of all full-time Languages qualifiers had obtained a qualification in English Studies. The next largest proportion was made up of Celtic Studies, French Studies and Linguistics, together representing a fifth of all full-time Languages qualifiers each year, each subject representing between 6 and 9 per cent in any one year.

Across the period, the number of full-time qualifiers in English Studies rose by 16 per cent to reach 876 in 2005/06, and the number in Celtic Studies rose by 7 per cent to reach 121.

There were no full-time qualifiers in Ancient Language Studies, Portuguese Studies or Chinese Studies.

Table 15f: Qualifiers from Full-time Languages Courses by Principal Subject

Principal Subject	Number of Full-time Qualifiers			
	2002/03	2003/04	2004/05	2005/06
Linguistics	89	94	117	86
Comparative literary studies	0	*	0	*
English studies	756	720	812	876
Ancient language studies	0	0	0	0
Celtic studies	112	122	108	121
Latin studies	*	0	*	0
Classical Greek studies	*	0	0	0
Classical studies	21	28	16	26
Others in linguistics, classics & related subjects	0	0	*	5
French studies	94	91	79	94
German studies	43	50	39	38
Italian studies	33	24	34	31
Spanish studies	70	63	60	71
Portuguese studies	0	0	0	0
Russian & East European studies	*	0	*	0
Others in European languages, literature & related subjects	56	50	45	41
Chinese studies	0	0	0	0
Japanese studies	6	*	*	*
Modern Middle Eastern studies	*	*	35	6
American studies	51	67	66	44
Others in Eastern, Asiatic, African, American & Australasian*	*	0	0	0
Total	1,337	1,312	1,416	1,445



* languages, literature & related subjects

Part-time qualifiers


There were large increases in the number of part-time qualifiers in English Studies in 2004/05 and 2005/06 this was due to increased numbers of qualifiers from the associate studentship scheme at the University of Glamorgan and large numbers of qualifications obtained from dormant status as noted earlier.

The number of part-time qualifiers obtaining a qualification in Linguistics rose from 6 in 2003/04 to 131 in 2004/05, and fell to 80 in 2005/06. The number of part-time qualifiers in Celtic Studies rose hugely from 32 in 2002/03 to 422 in 2005/06.

There were no part-time qualifiers in Ancient Language Studies, Portuguese Studies, Russian and East European Studies, Chinese Studies, Japanese Studies or Others in Eastern, Asiatic, African, American and Australasian Languages, Literature and Related Subjects.

Table 15g: Qualifiers from Part-time Languages Courses by Principal Subject

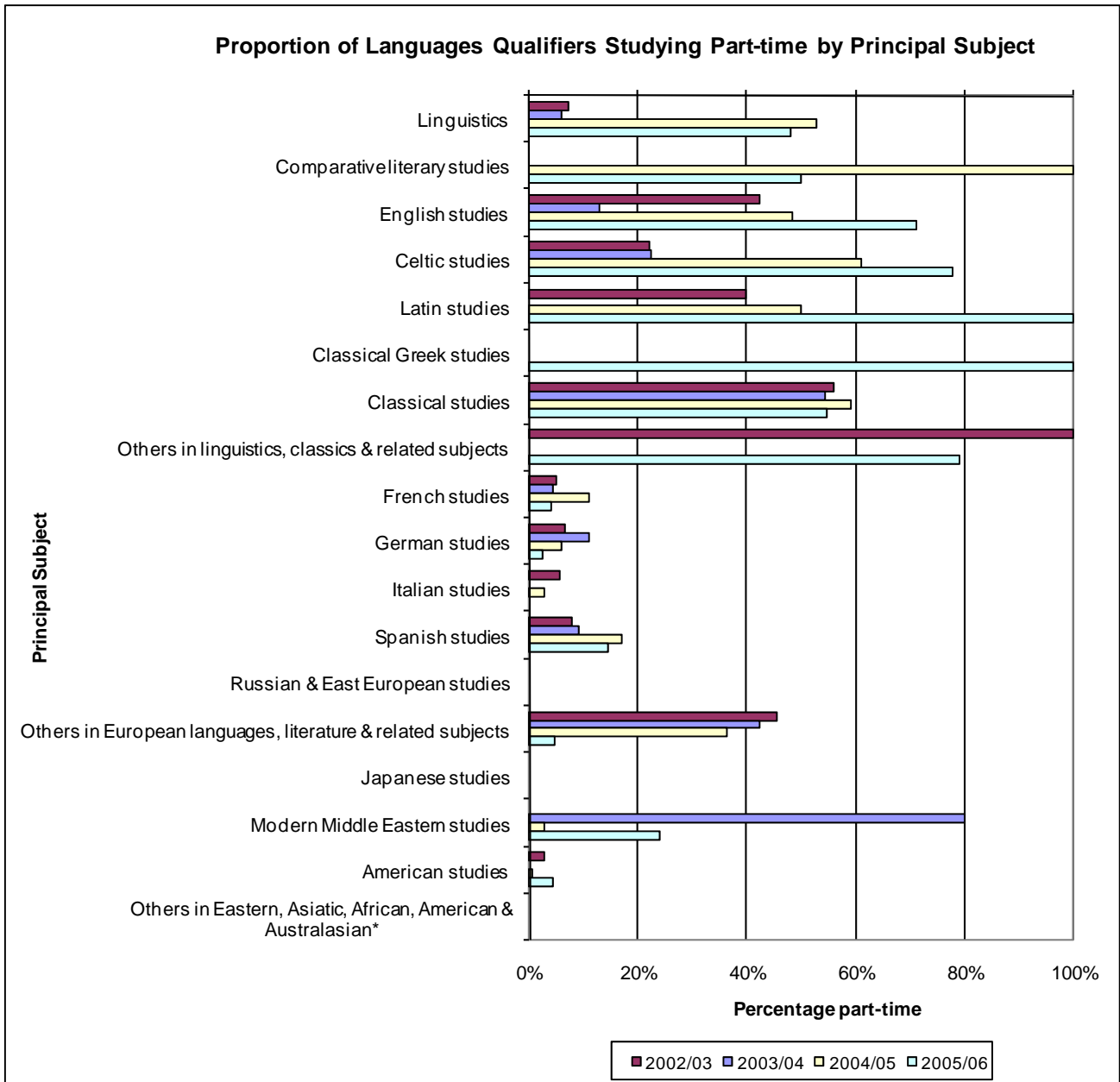
Principal Subject	Number of Part-time Qualifiers			
	2002/03	2003/04	2004/05	2005/06
Linguistics	7	6	131	80
Comparative literary studies	0	0	*	*
English studies	560	108	763	2,177
Ancient language studies	0	0	0	0
Celtic studies	32	36	170	422
Latin studies	*	0	*	*
Classical Greek studies	0	0	0	*
Classical studies	26	33	23	32
Others in linguistics, classics & related subjects	*	0	0	19
French studies	5	*	10	*
German studies	*	6	*	*
Italian studies	*	0	*	0
Spanish studies	6	6	13	12
Portuguese studies	0	0	0	0
Russian & East European studies	0	0	0	0
Others in European languages, literature & related subjects	47	37	26	2
Chinese studies	0	0	0	0
Japanese studies	0	0	0	0
Modern Middle Eastern studies	0	*	*	*
American studies	*	0	*	*
Others in Eastern, Asiatic, African, American & Australasian*	0	0	0	0
Total	693	240	1,144	2,756



* languages, literature & related subjects

All Qualifiers

English Studies, Celtic Studies and Classical Studies were subjects with high proportions of qualifiers who had obtained a qualification after studying part-time in 2005/06. Other subjects had high proportions of part-time qualifiers but typically had few qualifiers in total.



* languages, literature & related subjects

16. Historical and Philosophical Studies

Mode

Entrants

In 2005/06, 1,517 students started full-time Historical and Philosophical Studies courses at Welsh HEIs, an increase of 10 per cent on the number of full-time entrants in 2002/03.

Across the same period, entrants to part-time Historical and Philosophical Studies courses fell by 36 per cent to reach 1,459 in 2005/06. Part-time entrants accounted for 49 per cent of all Historical and Philosophical Studies entrants in 2005/06, a fall of 13 percentage points on the proportion in 2002/03.

Although the numbers of students starting part-time courses decreased, the volume of part-time activity for entrants decreased at a lesser rate. When considering FTEs it can be seen that the number of part-time entrant FTEs fell by 15 per cent to reach 537 in 2005/06 and the average FTE for part-time entrants rose from 28 per cent in 2002/03 to 37 per cent in 2005/06.

Level

Full-time

Although there was an increase of 10 per cent in full-time Historical and Philosophical Studies entrants across the period, this was not the case for individual levels of entry. In 2005/06, 221 entrants started full-time postgraduate courses, an increase of 10 per cent on 2002/03, and 1,188 entrants started full-time first degree courses, an increase of 4 per cent on 2002/03. The number of entrants starting full-time other undergraduate courses more than tripled reaching 108 in 2005/06. Across the period the majority of full-time entrants started first degree courses.

Part-time

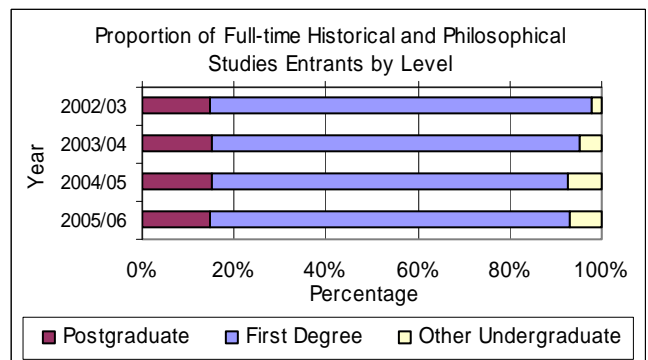
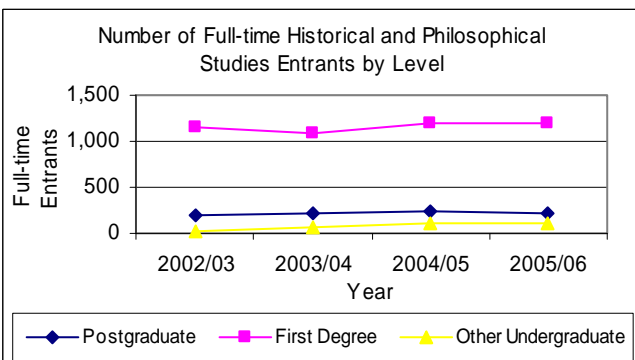
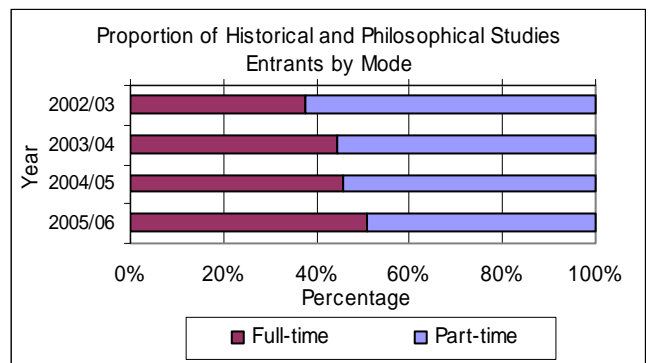
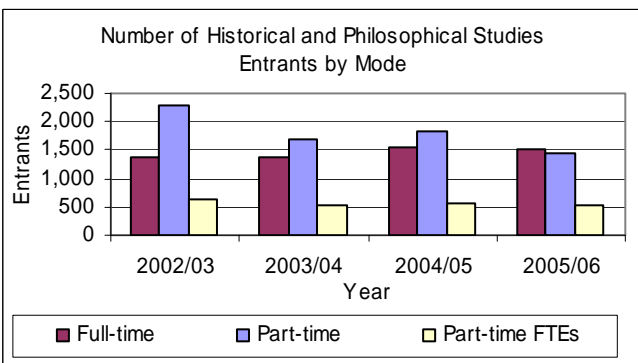
As with full-time entrants, the increase in part-time Historical and Philosophical Studies entrants was quite different when considering level of entry separately. In 2005/06, 526 entrants started part-time postgraduate study, an increase of 18 per cent on 2002/03, and entrants starting part-time first degree courses fell by 20 per cent to reach 280. Those entering part-time other undergraduate study halved to reach 653 by 2005/06. This was attributable to a drop of 32 per cent between 2002/03 and 2003/04 and a drop of 44 per cent between 2004/05 and 2005/06. The majority of part-time entrants were studying other undergraduate courses each year except 2005/06, when other undergraduate courses was still the largest proportion of part-time entrants, but had fallen to 45 per cent.

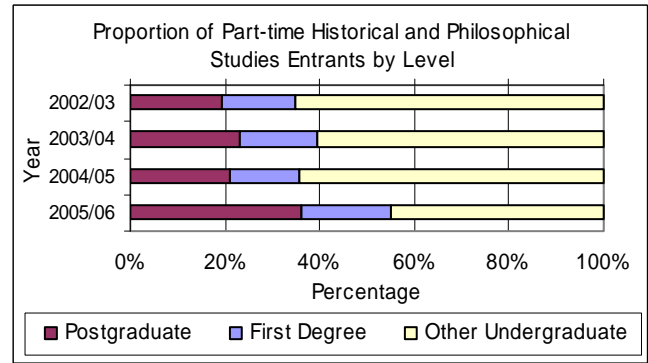
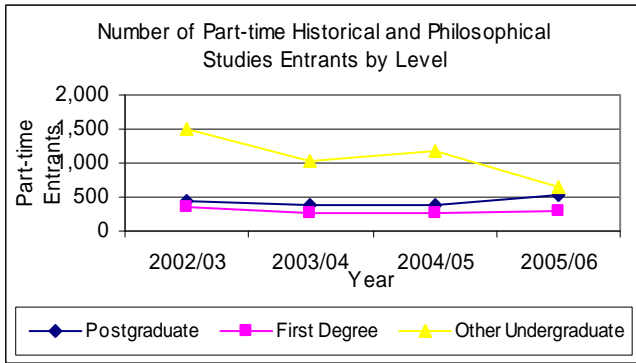
Changes in the volume of study at each level were not necessarily as great as changes in the number of part-time entrants at each level. The number of part-time entrant FTEs at postgraduate level rose by 7 per cent, at first degree level they fell by 22 per cent and at other undergraduate level they fell by 30 per cent. The average FTE for part-time entrants

at postgraduate level fell from 50 per cent to 45 per cent and at other undergraduate level rose from 17 per cent to 27 per cent across the period. The average FTE for first degree level started and ended the period at a similar level, being 45 per cent in 2005/06.

Table 16a: Entrants to Historical and Philosophical Studies courses by Mode and Level

		Postgraduate	First Degree	Other Undergraduate	Total
Full-time Entrants	2002/03	201	1,143	32	1,375
	2003/04	208	1,084	67	1,359
	2004/05	236	1,198	112	1,545
	2005/06	221	1,188	108	1,517
	Net change	20	45	76	142
Part-time Entrants	2002/03	446	348	1,496	2,290
	2003/04	394	276	1,024	1,694
	2004/05	385	269	1,169	1,824
	2005/06	526	280	653	1,459
	Net change	80	-69	-843	-832
Part-time Entrant FTEs	2002/03	222	161	248	631
	2003/04	186	120	227	533
	2004/05	186	119	276	581
	2005/06	238	125	174	537
	Net change	16	-36	-74	-94





Qualifiers

Mode

In 2005/06, 1,111 students obtained a Historical and Philosophical Studies qualification through studying full-time, an increase of 25 per cent on the number in 2002/03.

Across the period, the number of students obtaining Historical and Philosophical Studies qualifications after studying part-time more than doubled to reach 655 in 2005/06.

The number of students obtaining a qualification after studying part-time accounted for 37 per cent of all Historical and Philosophical Studies qualifications obtained in 2005/06. This proportion has risen by 14 percentage points across the period, previously representing 24 per cent of all qualifications obtained in 2002/03.

Level

Full-time

Although the number of full-time Historical and Philosophical Studies qualifiers rose by 25 per cent across the period, this was not the case when considering the level at which the qualification was obtained. The number of full-time qualifiers obtaining postgraduate qualifications rose by 19 per cent to reach 144 in 2005/06, those obtaining first degrees rose by 17 per cent to reach 869 and those obtaining an other undergraduate qualification more than quadrupled reaching 99 in 2005/06. The majority of qualifications obtained after full-time study were first degrees.


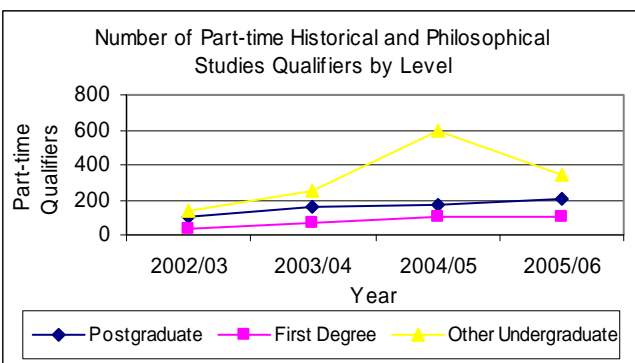

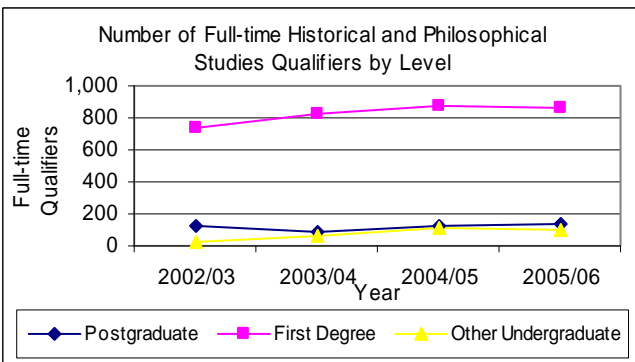
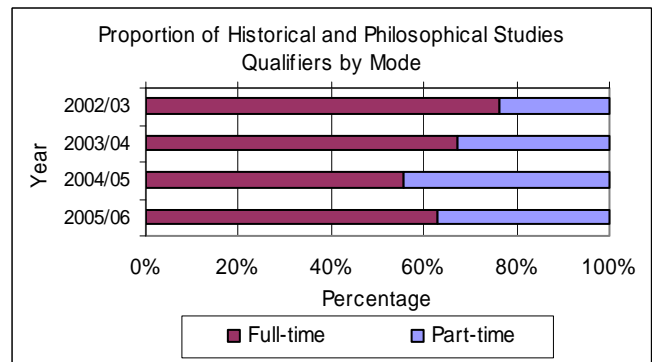
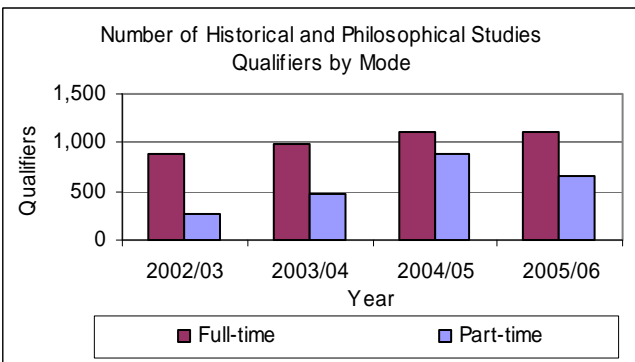
Part-time

The number of part-time Historical and Philosophical Studies qualifiers more than doubled across the period, though this was not the case for every level of study. Part-time qualifiers obtaining postgraduate qualifications nearly doubled reaching 208 in 2005/06, those obtaining first degrees more than tripled reaching 101 and those obtaining other undergraduate qualifications more than doubled reaching 347. In each year the majority of

qualifications obtained from part-time study were other undergraduate, except in 2002/03, though they were still the largest proportion (49 per cent).

Table 16b: Qualifiers from Historical and Philosophical Studies courses by Mode and Level

		Postgraduate	First Degree	Other Undergraduate	Total
Full-time Qualifiers	2002/03	121	743	22	886
	2003/04	92	828	61	980
	2004/05	129	874	111	1,114
	2005/06	144	869	99	1,111
	Net change	23	126	77	225
Part-time Qualifiers	2002/03	107	32	135	273
	2003/04	159	64	252	474
	2004/05	176	108	599	883
	2005/06	208	101	347	655
	Net change	101	70	212	382



17. Creative Arts and Design

Entrants

Mode

In 2005/06, 3,046 students started full-time Creative Arts and Design courses at Welsh HEIs, an increase of 10 per cent on the number of full-time entrants in 2002/03.

Across the same period, entrants to part-time Creative Arts and Design courses increased by 45 per cent to reach 1,023 in 2005/06. Part-time entrants accounted for 25 per cent of all Creative Arts and Design entrants in 2005/06, an increase of five percentage points on the 2002/03 proportion.

The volume of part-time activity for entrants also increased. When considering FTEs it can be seen that the number of part-time entrant FTEs rose by 22 per cent to reach 292 in 2005/06 and the average FTE for part-time entrants fell from 34 per cent in 2002/03 to 29 per cent in 2005/06.

Level

Full-time

Although there was an increase of 10 per cent in full-time Creative Art and Design entrants across the period, this was not the case for individual levels of entry. In 2005/06, 198 entrants started full-time postgraduate courses, an increase of 6 per cent on 2002/03, and 2,497 entrants started full-time first degree courses, an increase of 13 per cent on 2002/03. The number of entrants starting full-time other undergraduate courses fell by 3 per cent to reach 351 in 2005/06. Across the period the majority of full-time entrants started first degree courses.

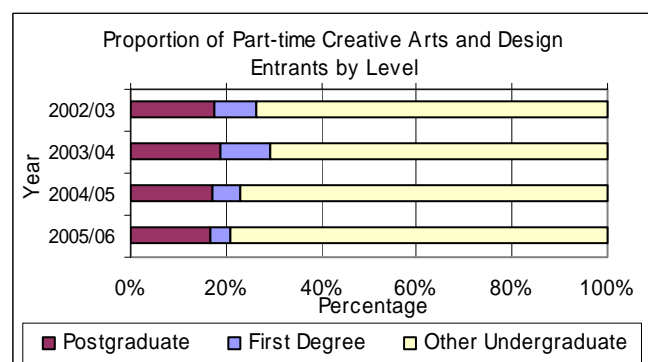
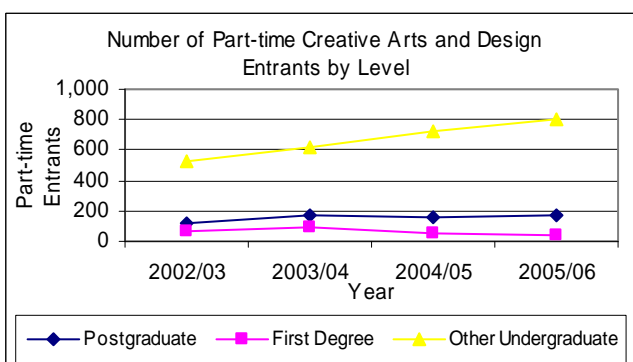
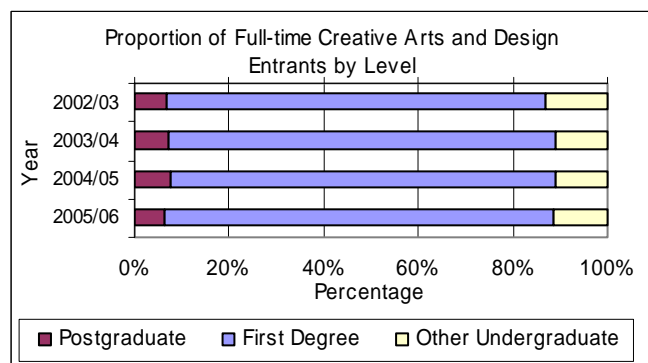
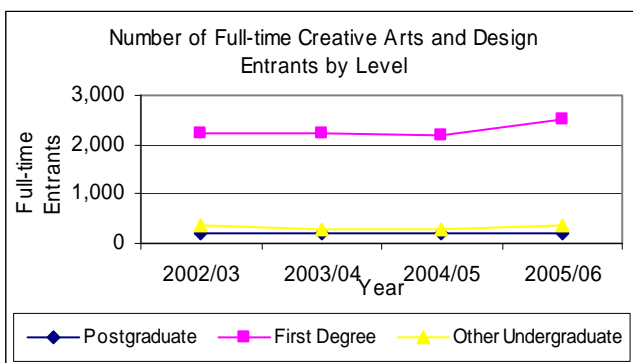
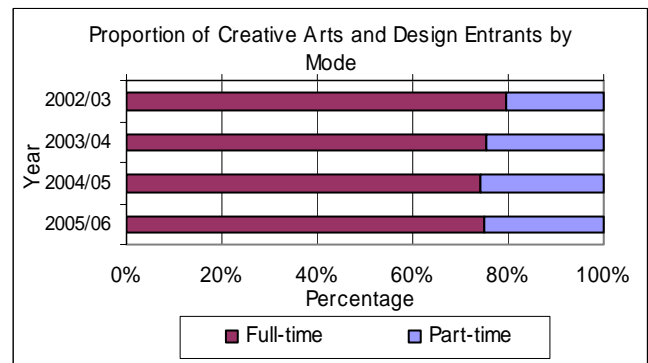
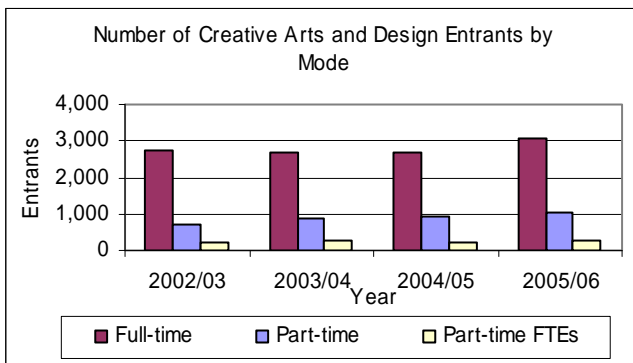
Part-time

As with full-time entrants, the increase in part-time Creative Art and Design entrants was quite different when considering level of entry separately. In 2005/06, 173 entrants started part-time postgraduate study, an increase of 38 per cent on 2002/03 and entrants starting part-time first degree courses fell by 31 per cent to reach 42. Those entering part-time other undergraduate study rose by 55 per cent to reach 808 by 2005/06. The majority of part-time entrants were studying other undergraduate courses.

Changes in the volume of study at each level were similar to changes in the number of part-time entrants at first degree and other undergraduate level. The number of part-time entrant FTEs at postgraduate level fell by 6 per cent, at first degree level they fell by 34 per cent and at other undergraduate level they rose by 52 per cent. The average FTE for part-time entrants at postgraduate level fell from 65 per cent to 44 per cent, at first degree level fell from 49 per cent to 47 per cent although it was higher in the intervening years, and at other undergraduate level it started and ended the period at a similar level, being 24 per cent in 2005/06.

Table 17a: Entrants to Creative Arts and Design courses by Mode and Level

		Postgraduate	First Degree	Other Undergraduate	Total
Full-time Entrants	2002/03	187	2,219	360	2,766
	2003/04	191	2,219	301	2,711
	2004/05	209	2,193	295	2,697
	2005/06	198	2,497	351	3,046
	Net change	12	277	-9	280
Part-time Entrants	2002/03	125	60	522	707
	2003/04	165	91	622	878
	2004/05	160	56	723	939
	2005/06	173	42	808	1,023
	Net change	48	-19	286	315
Part-time Entrant FTEs	2002/03	81	29	130	240
	2003/04	78	51	153	282
	2004/05	64	28	154	246
	2005/06	76	19	197	292
	Net change	-5	-10	67	52



Qualifiers

Mode

In 2005/06, 2,006 students obtained a Creative Arts and Design qualification through studying full-time, an increase of 13 per cent on the number in 2002/03.

Across the period, the number of students obtaining Creative Arts and Design qualifications after studying part-time nearly tripled reaching 345 in 2005/06.

The number of students obtaining a qualification after studying part-time accounted for 15 per cent of all Creative Arts and Design qualifications obtained in 2005/06. This proportion has risen by 8 percentage points across the period, previously representing 7 per cent of all qualifications obtained in 2002/03.

Level

Full-time

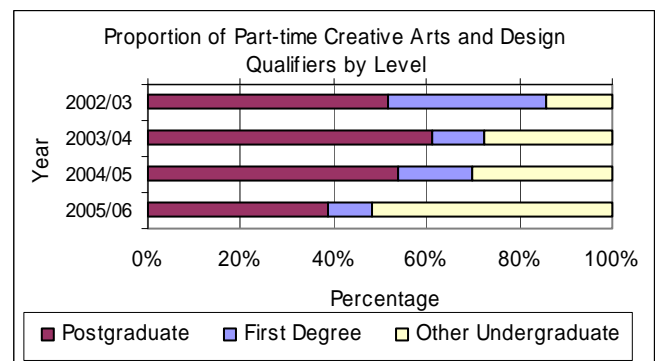
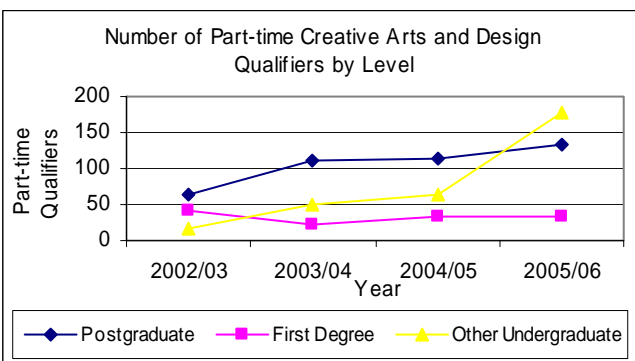
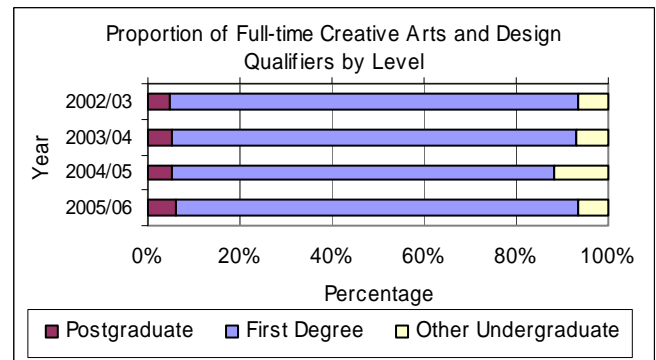
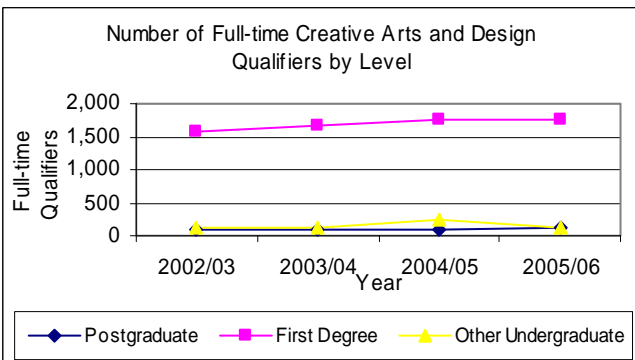
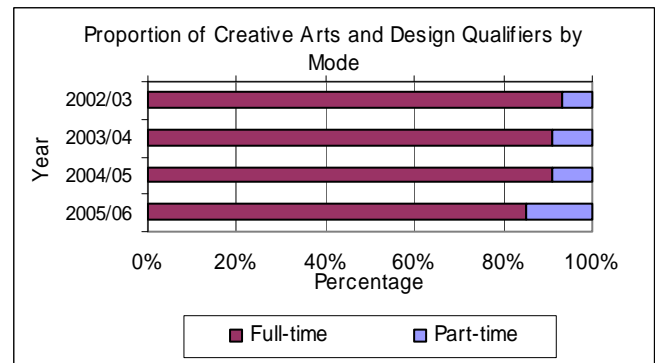
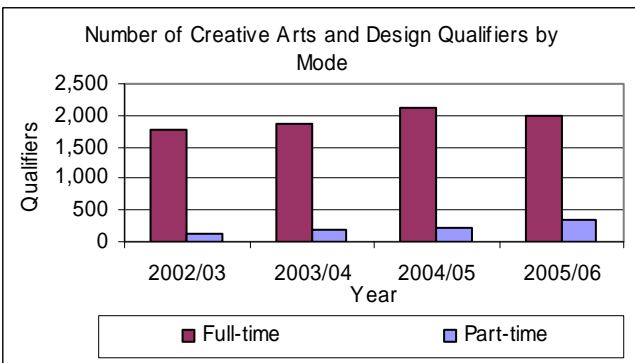
Although the number of full-time Creative Arts and Design qualifiers rose by 13 per cent across the period, this was not the case when considering the level at which the qualification was obtained. The number of full-time qualifiers obtaining postgraduate qualifications rose by 40 per cent to reach 122 in 2005/06, those obtaining first degrees rose by 12 per cent to reach 1,755 and those obtaining an other undergraduate qualification rose by 11 per cent to reach 130 in 2005/06. The majority of qualifications obtained after full-time study were first degrees.

Part-time

The number of part-time qualifiers nearly tripled across the period, this was not the case when considering the level at which the qualification was obtained. Part-time qualifiers obtaining postgraduate qualifications doubled reaching 133 in 2005/06 and those obtaining first degrees fell by 22 per cent to 34. The number of part-time qualifiers obtaining other undergraduate qualifications increased ten fold reaching 178 in 2005/06. In each year the majority of qualifications obtained from part-time study were postgraduate, except in 2005/06 when the majority of qualifications obtained were other undergraduate.

Table 17b: Qualifiers from Creative Arts and Design courses by Mode and Level

		Postgraduate	First Degree	Other Undergraduate	Total
Full-time Qualifiers	2002/03	87	1,570	117	1,774
	2003/04	101	1,654	127	1,882
	2004/05	106	1,758	250	2,114
	2005/06	122	1,755	130	2,006
	Net change	35	185	13	232
Part-time Qualifiers	2002/03	65	43	18	126
	2003/04	112	21	50	183
	2004/05	115	34	65	214
	2005/06	133	34	178	345
	Net change	68	-10	160	219



18. Education

Entrants

Mode

In 2005/06, 698 students started full-time Education courses at Welsh HEIs, an increase of 22 per cent on the number of full-time entrants in 2002/03.

Across the same period, entrants to part-time Education courses increased by 22 per cent to reach 4,356 in 2005/06. Part-time entrants accounted for 86 per cent of all Education entrants in 2005/06, a similar proportion to that in 2002/03.

Although the numbers of students starting part-time courses increased, the volume of part-time activity for entrants decreased. When considering FTEs it can be seen that the number of part-time entrant FTEs fell by 14 per cent to reach 1,147 in 2005/06 and the average FTE for part-time entrants fell from 38 per cent in 2002/03 to 26 per cent in 2005/06.

Level

Full-time

Although there was an increase of 22 per cent in full-time Education entrants across the period, this was not the case for individual levels of entry. In 2005/06, 203 entrants started full-time postgraduate courses, an increase of 3 per cent on 2002/03, and 403 entrants started full-time first degree courses, an increase of 28 per cent on 2002/03. The number of entrants starting full-time other undergraduate courses increased by 52 per cent to reach 92 in 2005/06. Across the period the majority of full-time entrants started first degree courses.

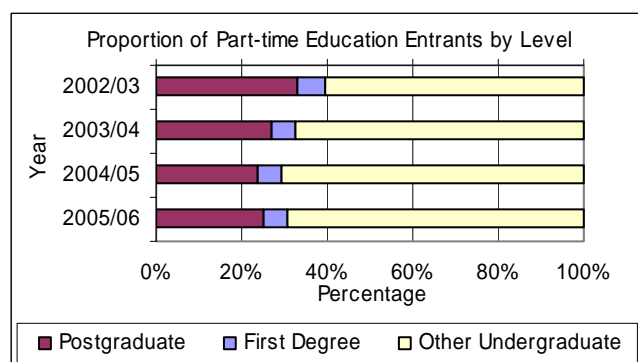
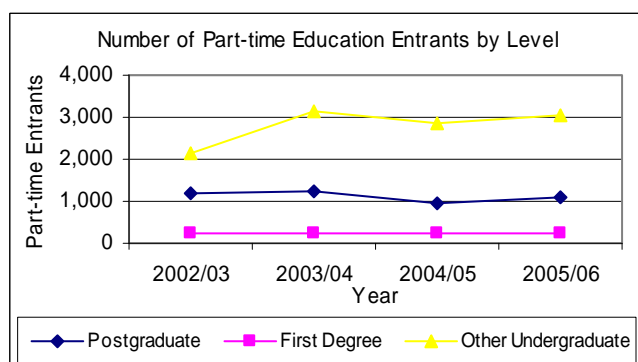
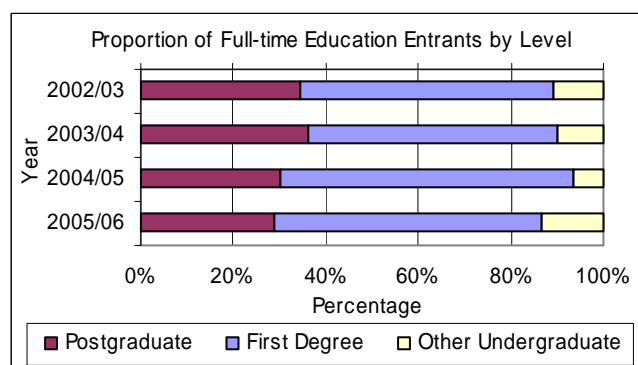
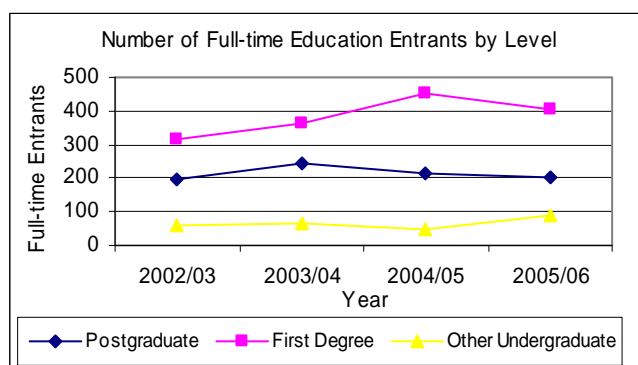
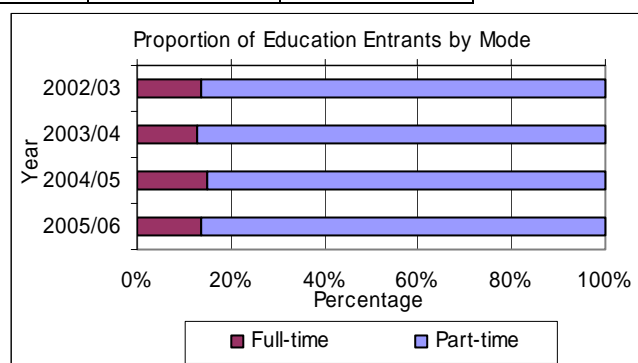
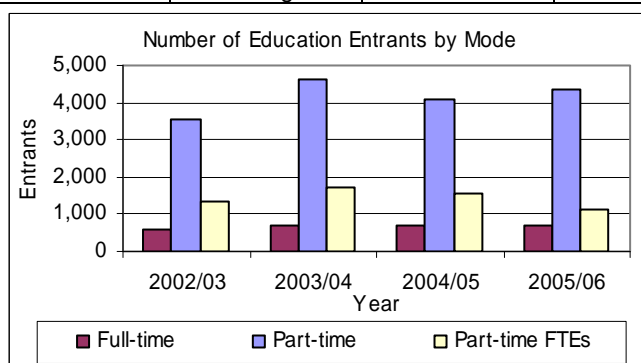
Part-time

As with full-time entrants, the increase in part-time Education entrants was quite different when considering level of entry separately. In 2005/06, 1,099 entrants started part-time postgraduate study, a fall of 7 per cent on 2002/03 and entrants starting part-time first degree courses fell by 3 per cent to reach 230. Those entering part-time other undergraduate study rose by 40 per cent to reach 3,026 by 2005/06. The majority of part-time entrants were studying other undergraduate courses.

Changes in the volume of study at each level were different from changes in the number of part-time entrants at each level. The number of part-time entrant FTEs at postgraduate level fell by 32 per cent, at first degree level they fell by 14 per cent and at other undergraduate level they increased by 1 per cent. The average FTE for part-time entrants at postgraduate level fell from 48 per cent to 35 per cent, at first degree level it fell from 59 per cent to 52 per cent and at other undergraduate level from 29 per cent to 21 per cent.

Table 18a: Entrants to Education courses by Mode and Level

		Postgraduate	First Degree	Other Undergraduate	Total
Full-time Entrants	2002/03	197	314	61	571
	2003/04	245	365	66	677
	2004/05	216	455	47	717
	2005/06	203	403	92	698
	Net change	6	89	32	126
Part-time Entrants	2002/03	1,177	238	2,160	3,575
	2003/04	1,252	257	3,128	4,637
	2004/05	964	238	2,871	4,074
	2005/06	1,099	230	3,026	4,356
	Net change	-78	-7	866	781
Part-time Entrant FTEs	2002/03	570	140	631	1,341
	2003/04	614	175	946	1,735
	2004/05	500	162	896	1,558
	2005/06	387	120	640	1,147
	Net change	-183	-20	9	-194



Qualifiers

Mode

In 2005/06, 462 students obtained an Education qualification through studying full-time, a drop of 7 per cent on the number in 2002/03.

Across the period, the number of students obtaining Education qualifications after studying part-time rose by 13 per cent to reach 1,856 in 2005/06.

The number of students obtaining a qualification after studying part-time accounted for 80 per cent of all Education qualifications obtained in 2005/06. This proportion has risen by 3 percentage points across the period, previously representing 77 per cent of all qualifications obtained in 2002/03.

Level

Full-time

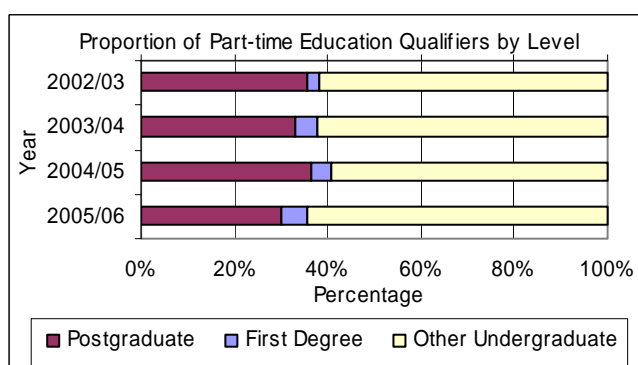
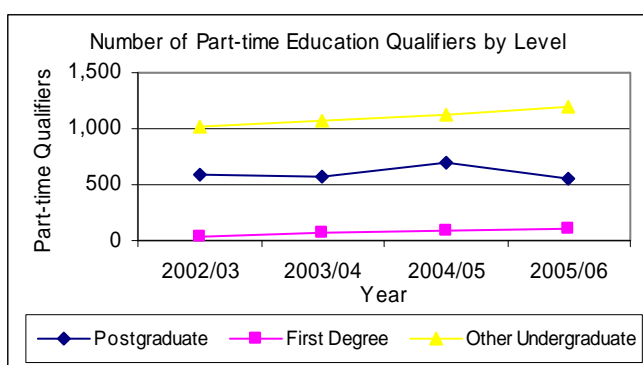
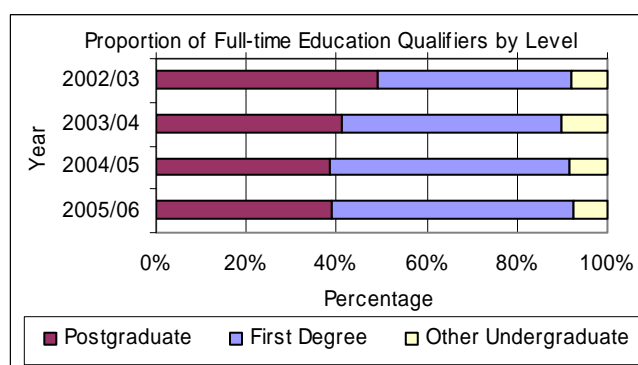
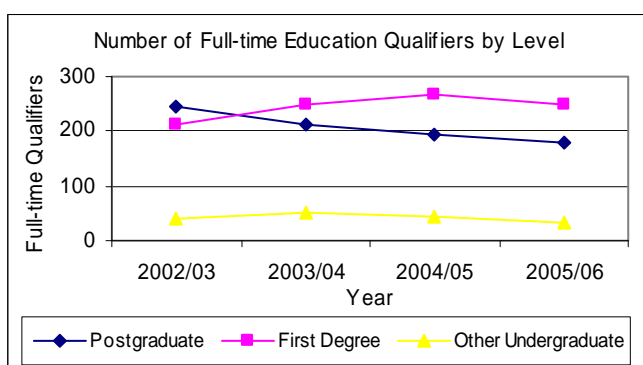
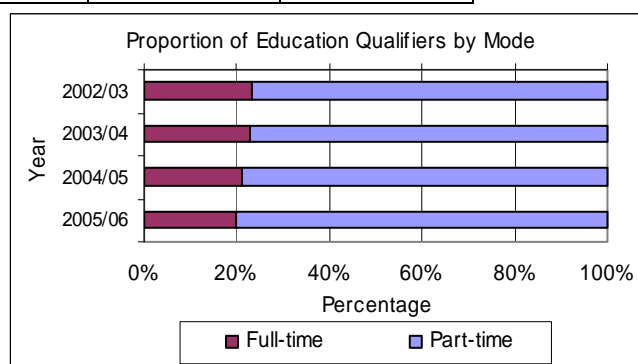
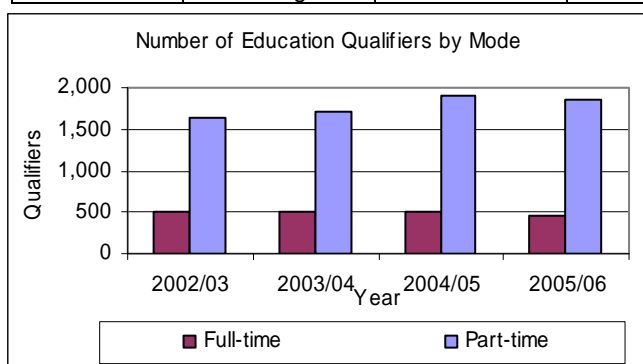
Although the number of full-time Education qualifiers fell by 7 per cent across the period, this was not the case when considering the level at which the qualification was obtained. The number of full-time qualifiers obtaining postgraduate qualifications fell by 27 per cent to reach 179 in 2005/06, those obtaining first degrees rose by 17 per cent to reach 249 and those obtaining an other undergraduate qualification fell by 16 per cent to reach 34 in 2005/06. The largest proportion of qualifications obtained after full-time study were first degrees.

Part-time

The number of part-time qualifiers rose by 13 per cent across the period, this was not the case when considering the level at which the qualification was obtained. Part-time qualifiers obtaining postgraduate qualifications fell by 5 per cent to 558 and those obtaining first degrees more than doubled reaching 102 in 2005/06. Those obtaining other undergraduate qualifications rose by 17 per cent to 1,196. The majority of qualifications obtained from part-time study were other undergraduate.

Table 18b: Qualifiers from Education courses by Mode and Level

		Postgraduate	First Degree	Other Undergraduate	Total
Full-time Qualifiers	2002/03	245	213	41	498
	2003/04	211	249	51	511
	2004/05	195	268	43	507
	2005/06	179	249	34	462
	Net change	-66	36	-7	-36
Part-time Qualifiers	2002/03	587	44	1,019	1,649
	2003/04	572	78	1,071	1,721
	2004/05	689	86	1,124	1,898
	2005/06	558	102	1,196	1,856
	Net change	-29	58	177	207



19. Combined

High numbers of entrants and qualifiers in Combined subjects in 2002/03 are explained by the fact that most of the Open University's provision in 2002/03 was coded as Combined. In addition, in 2002/03 the majority of the Open University's undergraduate provision was coded with a qualification aim of an undergraduate credit rather than with a specific undergraduate qualification aim.

Entrants

Mode

In 2005/06, 94 students started full-time Combined courses at Welsh HEIs, a drop of 24 per cent on the number of full-time entrants in 2002/03.

Across the same period, entrants to part-time Combined courses fell by 17 per cent to reach 3,511 in 2005/06. Part-time entrants accounted for 97 per cent of all Combined entrants in 2005/06, a similar proportion to that in 2002/03.

As the numbers of students starting part-time courses fell, the volume of part-time activity for entrants fell at a greater rate. When considering FTEs it can be seen that the number of part-time entrant FTEs fell by 56 per cent to reach 513 in 2005/06 and the average FTE for part-time entrants fell from 28 per cent in 2002/03 to 15 per cent in 2005/06.

Level

Full-time

Full-time Combined courses were primarily at first degree level. There were none or very few postgraduate and other undergraduate full-time entrants to Combined courses.

Part-time

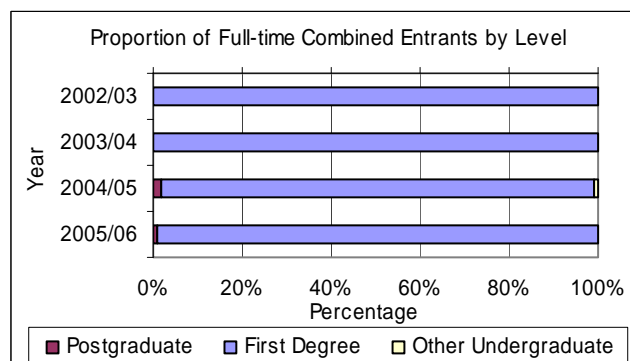
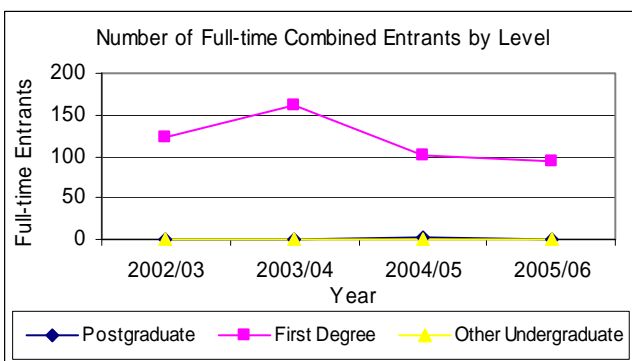
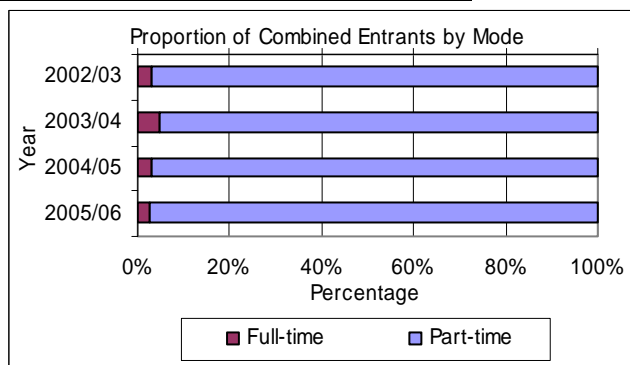
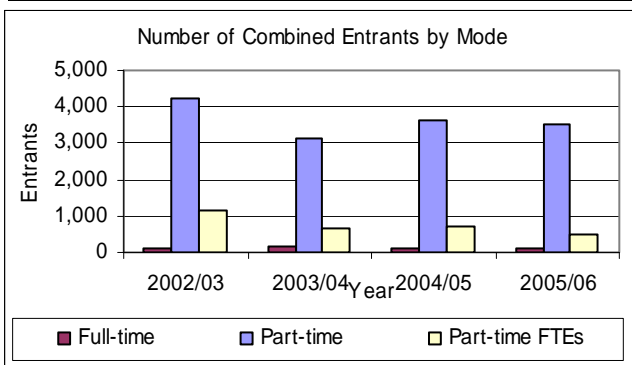
Although the number of part-time entrants to Combined courses fell by 17 per cent, this was not the case when considering each level of study. In 2005/06, 31 entrants started part-time postgraduate study, a fall of 85 per cent on 2002/03, whilst entrants starting part-time first degree courses increased substantially to reach 377. Those entering part-time other undergraduate study fell by 23 per cent to reach 3,103 by 2005/06. The majority of part-time entrants were studying other undergraduate courses.

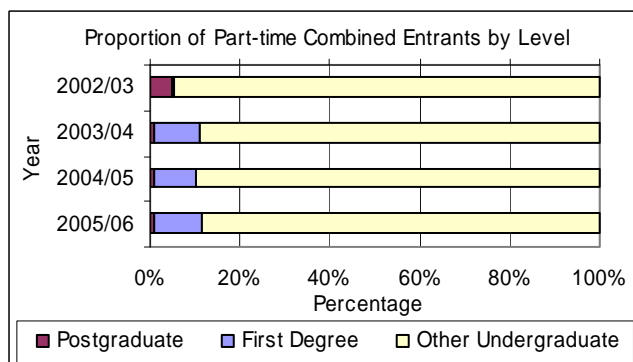
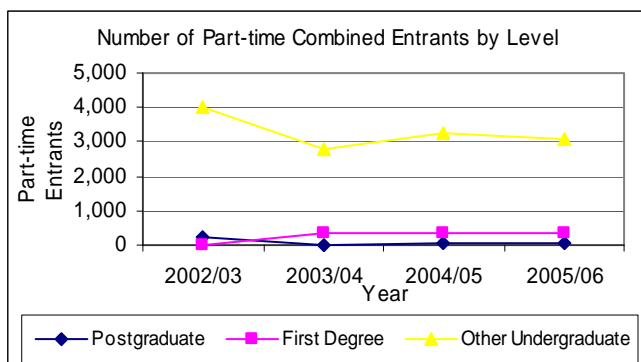
Changes in the volume of study were similar to changes in the number of part-time entrants at postgraduate and first degree level. The number of part-time entrant FTEs at postgraduate level fell 89 per cent, at first degree level they increased hugely and at other undergraduate level they fell by 69 per cent. The average FTE for part-time entrants at postgraduate level fell from 28 per cent to 21 per cent and at other undergraduate level from 28 per cent to 11 per cent. The average FTE for first degree level rose from 39 per cent to 42 per cent.

The high number of part-time postgraduate entrants in 2002/03 was due to the Open University coding the majority of its provision as Combined in this year. The small number of part-time first degree entrants and some of the high number of part-time other undergraduate entrants in 2002/03 was due to the Open University coding its undergraduate provision as aiming for institutional credits. Another reason for the high number of part-time other undergraduate entrants in 2002/03 is again that the majority of the Open University's provision was coded as Combined in this year but coded as more specific subjects in later years.

Table 19a: Entrants to Combined courses by Mode and Level

		Postgraduate	First Degree	Other Undergraduate	Total
Full-time Entrants	2002/03	0	123	0	123
	2003/04	0	161	0	161
	2004/05	*	101	*	104
	2005/06	*	+	0	94
	Net change	*	+	0	-29
Part-time Entrants	2002/03	211	10	4,024	4,245
	2003/04	27	323	2,775	3,125
	2004/05	37	327	3,242	3,606
	2005/06	31	377	3,103	3,511
	Net change	-180	367	-921	-734
Part-time Entrant FTEs	2002/03	59	4	1,109	1,172
	2003/04	5	134	539	678
	2004/05	8	134	555	697
	2005/06	7	159	348	513
	Net change	-52	155	-761	-659





Qualifiers

Mode

In 2005/06, 67 students obtained a Combined qualification through studying full-time, a drop of 16 per cent on the number in 2002/03.

Across the period, the number of students obtaining Combined qualifications after studying part-time fell by 33 per cent to reach 1,699 in 2005/06.

The number of students obtaining a qualification after studying part-time accounted for 96 per cent of all Combined qualifications obtained in 2005/06. This proportion is one percentage point less than in 2002/03 when 97 per cent of all qualifications obtained were part-time.

Level

Full-time

Although the number of full-time qualifiers in Combined courses fell by 16 per cent across the period, this was not the case when considering the level at which the qualification was obtained. There were none or very few full-time postgraduate qualifiers across the period and there were very few obtaining an other undergraduate qualification after studying full-time, with less than 20 in each year. Those obtaining first degrees fell by 30 per cent to reach 47 in 2005/06. The majority of qualifications obtained after full-time study were first degrees.

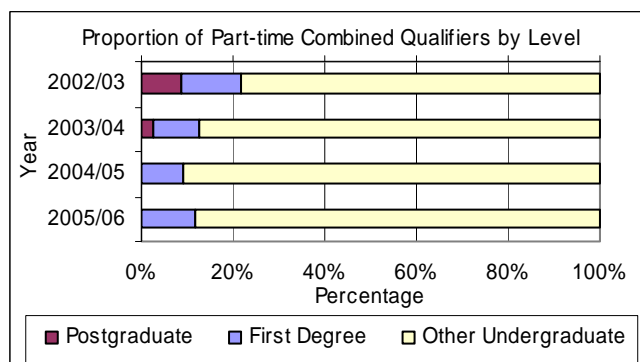
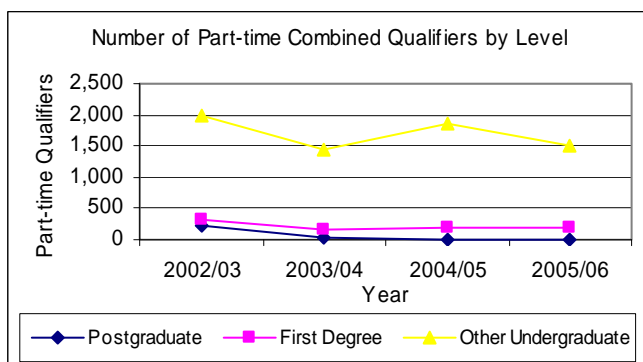
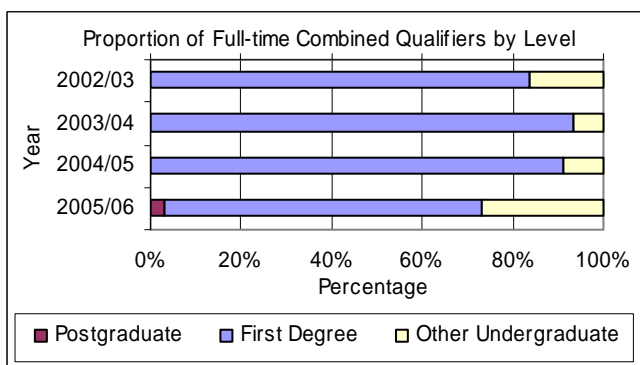
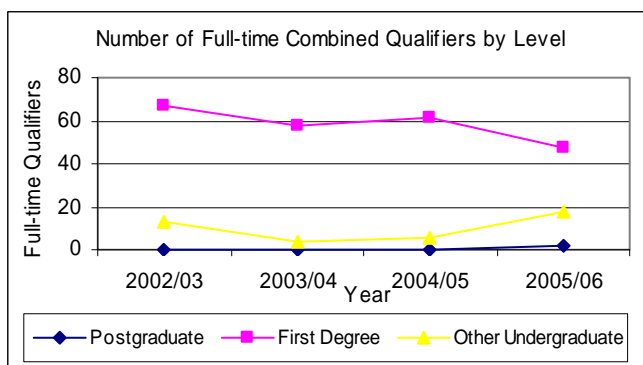
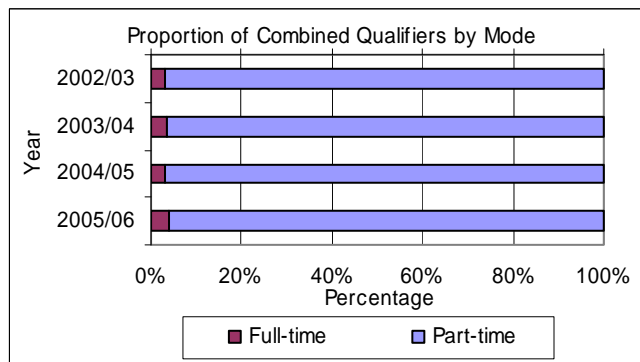
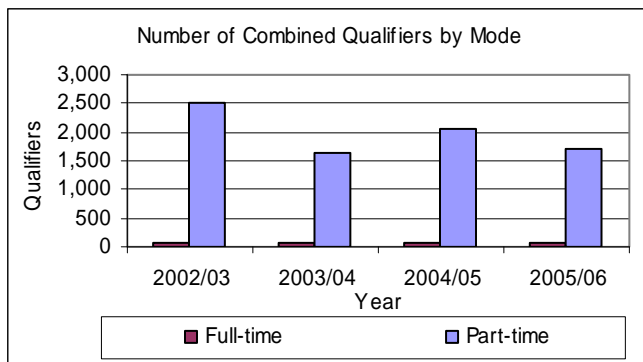
Part-time

The number of part-time qualifiers in Combined courses fell by 33 per cent across the period, this was not the case when considering each level at which the qualification was obtained. Part-time qualifiers obtaining postgraduate qualifications fell by almost 100 per cent to less than five in 2005/06 and those obtaining first degrees fell by 42 per cent. Those obtaining other undergraduate qualifications fell by 24 per cent. The majority of qualifications obtained from part-time study were other undergraduate.

High numbers of part-time qualifiers at each level in 2002/03 are explained by the Open University coding the majority of its provision as Combined in this year. The increase in part-time other undergraduate qualifiers in 2004/05 is due to an increase in these qualifiers at Swansea University where the majority of these qualifiers study in each year.

Table 19b: Qualifiers from Combined courses by Mode and Level

		Postgraduate	First Degree	Other Undergraduate	Total
Full-time Qualifiers	2002/03	0	67	13	80
	2003/04	0	+	*	62
	2004/05	0	61	6	67
	2005/06	*	47	+	67
	Net change	*	-20	+	-13
Part-time Qualifiers	2002/03	220	332	1,973	2,525
	2003/04	46	163	1,427	1,636
	2004/05	0	189	1,860	2,049
	2005/06	*	+	1,503	1,699
	Net change	+	+	-470	-826



20. Initial Teacher Training leading to Qualified Teacher Status

Entrants

Mode

In 2005/06, 2,322 students started full-time ITT (QTS) courses at Welsh HEIs, a drop of 3 per cent on the number of full-time entrants in 2002/03.

There were very small numbers of entrants to part-time ITT (QTS) courses, there being 8 or less each year. Part-time entrants accounted for less than one per cent of all ITT (QTS) entrants each year.

As the numbers of entrants to part-time ITT (QTS) courses were very small so too were the FTEs for these entrants.

Level

Full-time

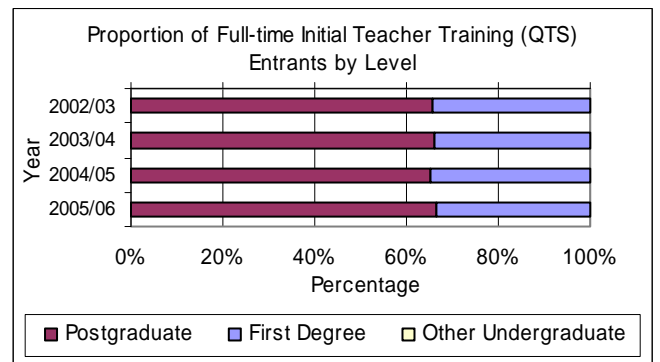
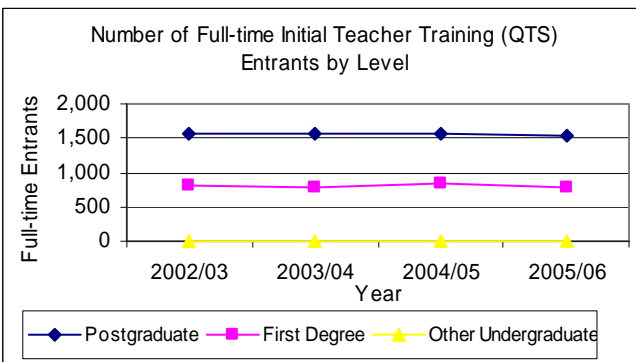
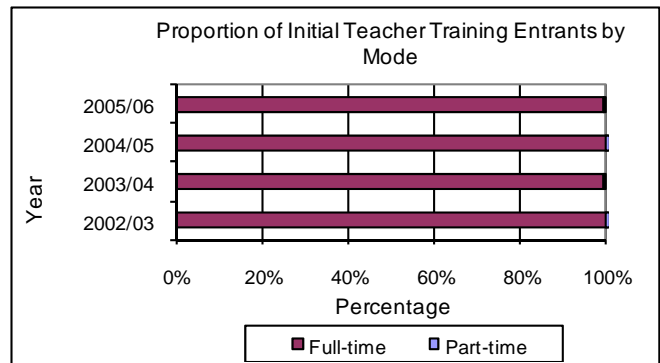
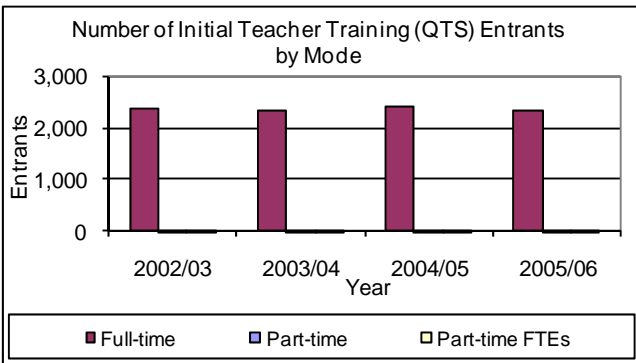
Although there was a drop of 3 per cent in full-time ITT (QTS) entrants across the period, this was not the case for individual levels of entry. In 2005/06, 1,546 entrants started full-time postgraduate courses, a drop of one per cent on 2002/03, and 776 entrants started full-time first degree courses, a drop of 6 per cent on 2002/03. There were no entrants starting full-time other undergraduate courses across the period. Across the period the majority of full-time entrants started postgraduate courses.

Part-time

There were very small numbers of part-time entrants each year, and all were studying towards a first degree.

Table 20a: Entrants to Initial Teacher Training (QTS) courses by Mode and Level

		Postgraduate	First Degree	Other Undergraduate	Total
Full-time Entrants	2002/03	1,561	824	0	2,385
	2003/04	1,555	792	0	2,347
	2004/05	1,570	841	0	2,411
	2005/06	1,546	776	0	2,322
	Net change	-15	-48	0	-63
Part-time Entrants	2002/03	0	*	0	*
	2003/04	0	8	0	8
	2004/05	0	*	0	*
	2005/06	0	*	0	*
	Net change	0	2	0	2
Part-time Entrant FTEs	2002/03	0	2	0	2
	2003/04	0	5	0	5
	2004/05	0	2	0	2
	2005/06	0	1	0	1
	Net change	0	-1	0	-1



Qualifiers

Mode

In 2005/06, 2,066 students obtained an ITT (QTS) qualification through studying full-time, a drop of 3 per cent on the number in 2002/03.

As with entrants, the number of part-time ITT (QTS) qualifiers was very small, being 15 or less each year.

The number of students obtaining a qualification after studying part-time accounted for less than one per cent of all ITT (QTS) qualifications obtained each year.

Level

Full-time


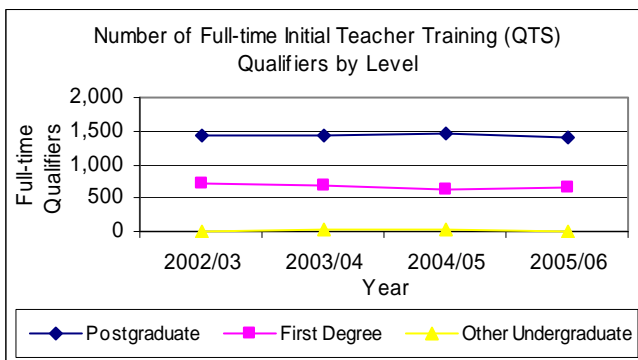
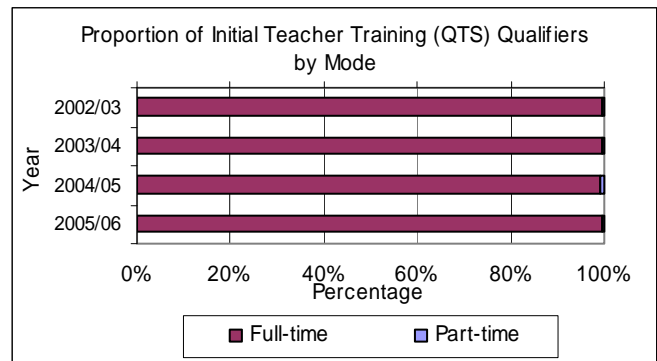
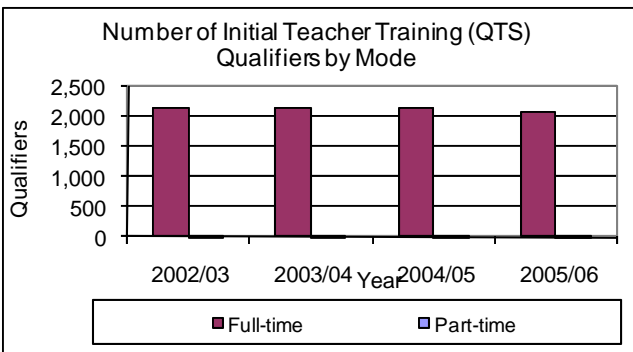
Although the number of full-time qualifiers fell by 3 per cent across the period, this was not the case when considering the level at which the qualification was obtained. The number of full-time qualifiers obtaining postgraduate qualifications started and ended the period at a similar level, being 1,416 in 2005/06, those obtaining first degrees fell by 9 per cent to reach 644 and those obtaining an other undergraduate qualification were very small each year. The majority of qualifications obtained after full-time study were postgraduate.

Part-time

There were very small numbers of part-time qualifiers in each level for each year.

Table 20b: Qualifiers from Initial Teacher Training (QTS) courses by Mode and Level

		Postgraduate	First Degree	Other Undergraduate	Total
Full-time Qualifiers	2002/03	1,419	704	10	2,133
	2003/04	1,424	699	18	2,141
	2004/05	1,464	638	27	2,129
	2005/06	1,416	644	6	2,066
	Net change	-3	-60	-4	-67
Part-time Qualifiers	2002/03	0	6	0	6
	2003/04	0	+	*	6
	2004/05	0	+	*	15
	2005/06	*	*	0	5
	Net change	*	*	0	-1



21. Comparison of Physical Sciences, Mathematical Sciences, Engineering and Technology and Languages Entrants and Qualifiers at Welsh and English HEIs

Comparisons are across the four year period 2002/03 to 2005/06 except for Mathematical Sciences which are between 2003/04 to 2005/06. This is due to a change in coding practice in 2003/04. The majority of part-time provision in Mathematical Sciences in Wales is likely to have been coded in the Combined subject area in 2002/03. (See Mathematical Sciences chapter for more information.)

In this chapter Languages excludes Linguistics, Classics and related subjects. In later chapters on Languages these subjects are included.

Entrants

Across the period the number of entrants to Physical Sciences courses at Welsh HEIs rose by 8 per cent to reach 2,039 in 2005/06, representing 3.2 per cent of entrants in all subjects; a similar proportion to that in 2002/03. At English HEIs, the number rose by 21 per cent to reach 25,380, representing 2.9 per cent of entrants in all subjects, an increase of 0.3 of a percentage point on 2002/03. There were large increases in Physical Sciences entrants in both countries in 2005/06 compared to 2004/05. In particular, Welsh HEIs saw a large increase in part-time entrants to Forensic and Archaeological Science in 2005/06 (see Physical Sciences chapter).

Between 2003/04 and 2005/06 the number of Mathematical Sciences entrants to courses at Welsh HEIs rose by 11 per cent to reach 389, representing 0.6 per cent of entrants in all subjects, a similar proportion to that in 2003/04. At English HEIs the number of Mathematical Sciences entrants rose by 13 per cent to reach 10,452, representing 1.2 per cent of entrants in all subjects, also a similar proportion to that in 2003/04. There were large increases in Mathematical Sciences entrants in both countries in 2005/06 compared to 2004/05.

There were fluctuations in the number of entrants to Engineering and Technology courses at HEIs in both Wales and England across the period. In Wales, the number of entrants rose by 3 per cent across the period, to reach 3,871 by 2005/06, representing 6.2 per cent of entrants in all subjects, a drop of 0.2 of a percentage point on 2002/03. In England, the number of entrants rose by 4 per cent to reach 43,272 by 2005/06, representing 5.0 per cent of entrants in all subjects in 2005/06, a drop of 0.2 of a percentage point on 2002/03.

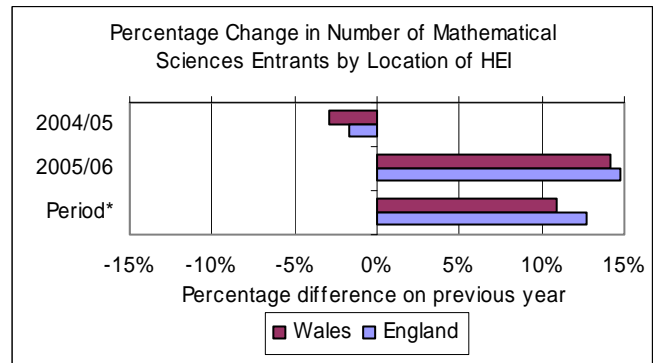
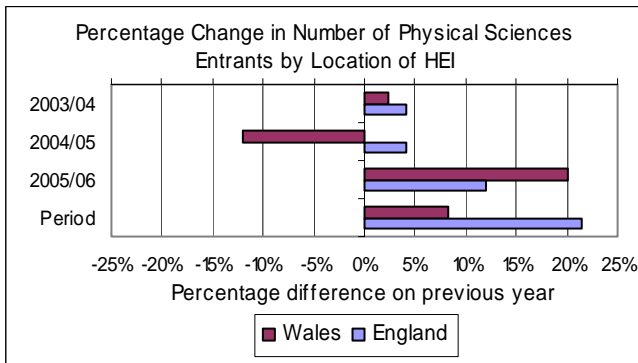
The number of entrants to Languages courses at Welsh HEIs rose by 44 per cent to reach 2,081 in 2005/06, this was due to a large increase in entrants to part-time courses in Others in European Languages, Literature and related subjects (see Languages chapter). Entrants to Languages courses represented 3.3 per cent of entrants in all subjects at Welsh HEIs in 2005/06, an increase of 0.9 of a percentage point on 2002/03. In England, although there were fluctuations in the number of Languages entrants across the period, the number of entrants rose by 7 per cent to reach 26,012 by 2005/06, and represented 3.0 per cent of entrants in all subjects in 2005/06, a similar proportion to that in 2002/03.

Comparison of Entrants and Qualifiers at Welsh and English HEIs

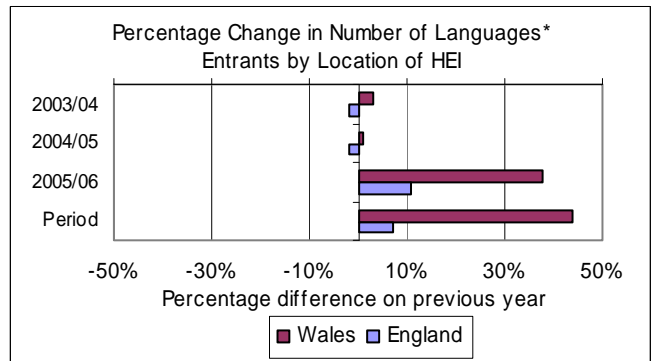
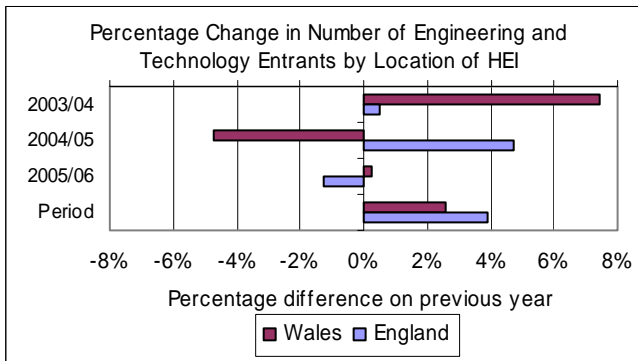
Table 21a: Entrants to Physical Sciences, Mathematical Sciences, Engineering and Technology and Languages courses at Welsh and English HEIs

	Wales				England			
	2002/03	2003/04	2004/05	2005/06	2002/03	2003/04	2004/05	2005/06
Physical sciences	1,884	1,929	1,697	2,039	20,899	21,762	22,651	25,380
Mathematical sciences	239	350	340	389	8,547	9,273	9,110	10,452
Engineering & technology	3,772	4,054	3,862	3,871	41,657	41,859	43,829	43,272
Languages*	1,446	1,493	1,509	2,081	24,302	23,896	23,476	26,012
All Subjects	59,361	60,820	61,339	62,783	805,308	831,701	827,489	868,270

*Includes European Languages, Literature and related subjects and Eastern, Asiatic, African, American and Australasian Languages, Literature and related subjects but excludes Linguistics, Classics and related subjects.



* Percentage difference between 2003/04 and 2005/06



Qualifiers

The number of qualifiers from courses in Physical Sciences at Welsh HEIs rose each year, ending the period at 1,466. This was 36 per cent higher than at the start of the period, and represented 3.5 per cent of qualifiers in all subjects in 2005/06, a rise of 0.2 of a percentage point on 2002/03. At English HEIs, the number of qualifiers from courses in Physical Sciences also rose each year, reaching 18,175 in 2005/06, a rise of 9 per cent on 2002/03, and representing 3.1 per cent of qualifiers in all subjects, a similar proportion to that in 2002/03.

In Wales, there was a rise in the number of qualifiers from courses in Mathematical Sciences of 12 per cent between 2003/04 and 2004/05 and a fall of 2 per cent between 2004/05 and 2005/06, ending the period at 250 which was 10 per cent higher than the 2003/04 figure. Qualifiers from Mathematical Sciences courses represented 0.6 per cent of qualifiers in all subjects in 2005/06, a similar proportion to that in 2003/04. In England, the number of qualifiers in Mathematical Sciences rose each year, ending the period at 7,015 which was 8 per cent higher than in 2003/04, and represented 1.2 per cent of qualifiers in all subjects, also a similar proportion to that in 2003/04.

Across the period, the number of qualifiers in Engineering and Technology courses at Welsh HEIs rose by 28 per cent to reach 2,734. This was mostly due to an increase between 2003/04 and 2004/05 of 35 per cent. Qualifiers from courses in Engineering and Technology represented 6.6 per cent of qualifiers in all subjects at Welsh HEIs in 2005/06. This was a similar proportion to that in 2002/03. At English HEIs, the number of qualifiers rose by 14 per cent to reach 32,237 in 2005/06, representing 5.5 per cent of qualifiers in all subjects, a similar proportion to that in 2002/03.

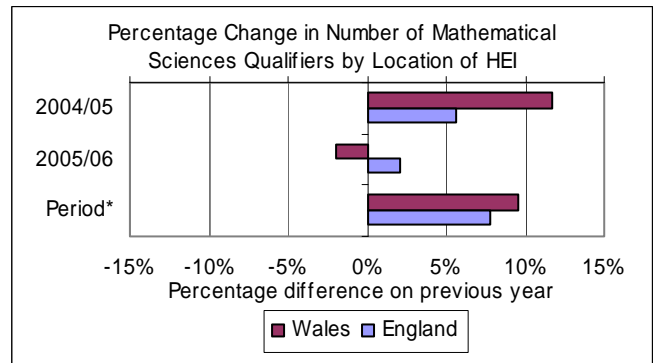
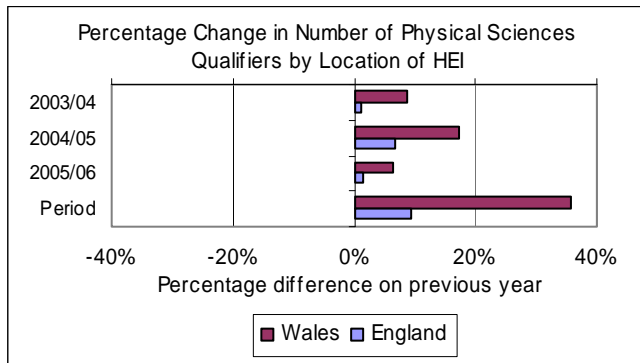
There were fluctuations in the number of qualifiers in Languages courses across the period in both England and Wales. By the end of the period the number of qualifiers in Languages courses at Welsh HEIs had fallen by 17 per cent to 352, representing 0.8 per cent of qualifiers in all subjects, a fall of 0.4 of a percentage point on 2002/03. At English HEIs the number of qualifiers in Languages courses rose by 6 per cent to 13,271, representing 2.3 per cent of qualifiers in all subjects, a similar proportion to that in 2002/03.

Comparison of Entrants and Qualifiers at Welsh and English HEIs

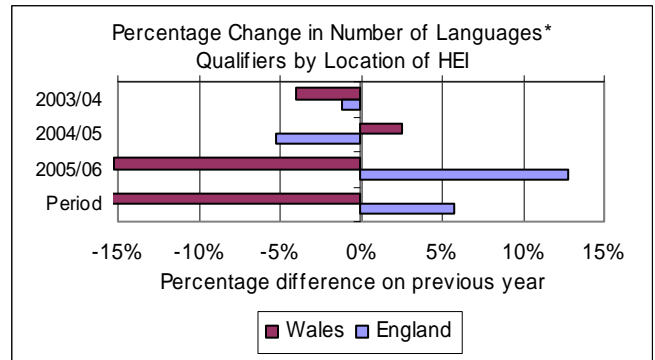
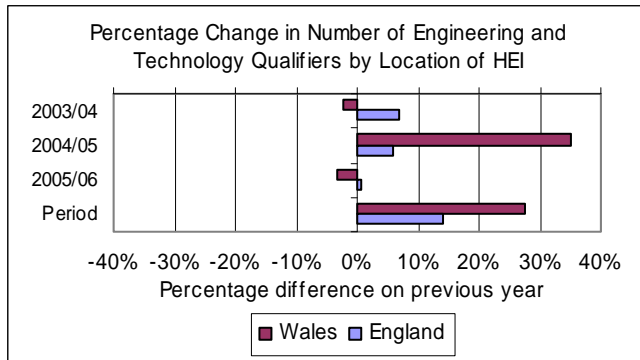
Table 21b: Qualifiers from Physical Sciences, Mathematical Sciences, Engineering and Technology and Languages courses at Welsh and English HEIs

	Wales				England			
	2002/03	2003/04	2004/05	2005/06	2002/03	2003/04	2004/05	2005/06
Physical sciences	1,079	1,172	1,376	1,466	16,631	16,823	17,935	18,175
Mathematical sciences	223	228	254	250	5,731	6,510	6,876	7,015
Engineering & technology	2,142	2,095	2,829	2,734	28,244	30,220	32,005	32,237
Languages*	422	405	415	352	12,557	12,411	11,765	13,271
All Subjects	32,821	33,227	40,233	41,707	514,444	551,007	574,751	588,398

*Includes European Languages, Literature and related subjects and Eastern, Asiatic, African, American and Australasian Languages, Literature and related subjects but excludes Linguistics, Classics and related subjects.



* Percentage difference between 2003/04 and 2005/06



Appendix A

HESA Definitions (Copyright HESA)

1 Coverage

Higher education (HE) students are those students on programmes of study for which the level of instruction is above that of level 3 of the National Qualifications Framework, i.e. courses leading to the Advanced Level of the General Certificate of Education (GCE A-levels) or the Advanced Level of the Vocational Certificate of Education (VCE A-levels).

The HESA student record contains information about individual enrolments, which, because a student can be enrolled on more than one programme of study, very slightly exceed the number of students.

Three distinct enrolment populations are used in this study:

- (i) the **HESA standard registration population** ensures that student activity is counted in a similar way irrespective of when it occurs. The population splits the student experience into 'years of programme of study' ; the first year of which is deemed to start on the commencement date of the programme with second, and subsequent years, starting on, or near, the anniversary of that date. Registrations are counted once for each 'year of programme of study'. Students who leave within 2 weeks of their start date, or anniversary of their start date, and are on a course of more than two weeks duration, are not included in the standard registration population. Dormant students, incoming visiting and exchange students from overseas and students studying for the whole of their programme of study outside of the UK are also excluded from this population.
- (ii) The **HESA session HE population** has been derived from the HESA Student Record. It includes all higher education enrolments active at any point in an academic year e.g. for the academic year 2005/06, between 1 August 2005 to 31 July 2006, except:
 - i. dormant students (those who have ceased studying but have not formally de-registered)
 - ii. incoming visiting and exchange students
 - iii. students studying for the whole of their programme of study outside of the UK.

Incoming visiting and exchange students are excluded from the session population in order to avoid an element of double-counting with both outgoing and incoming students being included.

- (iii) the **HESA qualifications obtained population** is a count of student enrolments associated with the award of an HE qualification (excluding HE institutional credits) during an academic year e.g. for the academic year 2005/06, 1 August 2005 to 31 July 2006 inclusive. This population includes qualifications obtained during an academic year, which were returned to HESA by 31 October of the following academic year e.g. for 2005/06 by 31 October 2006. The population excludes qualifications awarded to incoming visiting and exchange students. It includes awards from dormant status.

2 Full-time equivalent

Student full-time equivalent (FTE) data represents the institution's assessment of the full-time equivalence of the student during the reporting year e.g. for 2005/06 from 1 August 2005 to 31 July 2006. FTE data is based on the HESA session population.

3 Mode of Study

(Applies to populations except the qualifications obtained population)

Full-time students are those normally required to attend an institution for periods amounting to at least 24 weeks within the year of programme of study, on thick or thin sandwich courses, and those on a study-related year out of their institution. During that time students are normally expected to undertake periods of study, tuition or work experience which amount to an average of at least 21 hours per week.

Part-time students include those studying part-time, on block release, during the evenings only, full-time for less than 24 weeks in the academic year or those employing other modes of study, that is, students writing up theses or on sabbatical.

(Applies to qualification obtained population)

Full-time students are those whose study was recorded as full-time (described as above), including sandwich students. Awards from dormant status and those writing-up theses are also included where a student's Mode of Study was previously full-time.

Part-time students are those whose study was recorded as part-time, or studying full-time on courses lasting less than 24 weeks, on block release, or studying during the evenings. Awards from dormant status and those writing-up theses are also included where a student's Mode of Study was previously part-time.

4 Level of Study

Postgraduate programmes of study are those leading to higher degrees, diplomas and certificates (including Postgraduate Certificate of Education (PGCE) and professional qualifications) and usually require that entrants are already qualified to degree level (i.e. already qualified at level 6 of the National Qualifications Framework).

Undergraduate programmes of study are first degrees with or without eligibility to register to practice with a Health or Social Care or Veterinary statutory regulatory body, first degrees with qualified teacher status (QTS)/registration with the General Teaching Council (GTC), enhanced first degrees, first degrees obtained concurrently with a diploma and intercalated first degrees, Foundation Degrees, diplomas in HE with eligibility to register to practice with a Health or Social Care regulatory body, Higher National Diploma (HND), Higher National Certificate (HNC), Diploma of Higher Education (DipHE), Certificate of Higher Education (CertHE), foundation courses at HE level, NVQ/SVQ levels 4 and 5, post-degree diplomas and certificates at undergraduate level, professional qualifications at undergraduate level and other undergraduate diplomas and certificates including post-

registration health and social care courses. Entrants to these programmes of study do not usually require an HE qualification.

First degree includes first degrees with or without eligibility to register to practice with a Health or Social Care or Veterinary statutory regulatory body, first degrees with qualified teacher status (QTS)/registration with the General Teaching Council (GTC), enhanced first degrees, first degrees obtained concurrently with a diploma and intercalated first degrees.

Other undergraduate includes qualification aims below degree level such as Foundation Degrees, diplomas in HE with eligibility to register to practice with a Health or Social Care regulatory body, Higher National Diploma (HND), Higher National Certificate (HNC), Diploma of Higher Education (DipHE), Certificate of Higher Education (CertHE), foundation courses at HE level, NVQ/SVQ levels 4 and 5, post-degree diplomas and certificates at undergraduate level, professional qualifications at undergraduate level, other undergraduate diplomas and certificates including post registration health and social care courses, other formal HE qualifications of less than degree standard, institutional undergraduate credit and no formal undergraduate qualifications.

5 Age

Age is as at 31 August of academic year e.g. for 2005/06 at 31 August 2005.

6 Ethnicity

Home domiciled students are required to report their ethnic origin and for the purpose of this field, this means those domiciled in England, Wales, Scotland, Northern Ireland, Channel Islands or the Isle of Man. For the purpose of this report data has been aggregated into three categories; White, Black and Minority Ethnic (BME) groups and Unknown. Reporting of ethnicity for other domiciles is not compulsory and therefore figures reported in Appendix C are derived from a subset which may not be representative of the total student population.

7 Disability

Disability is indicated by a student on the basis of their own self-assessment. For continuing students, where the information is not already known, institutions have the option of recording the student's disability as not sought. As a result, some institutions have not returned disability data for some of their students. In addition, students are not obliged to report a disability. Figures reported in Appendix C are derived from a subset which may not be representative of the total student population.

8 Subject of study and JACS codes

Specification of JACS

All JACS subject codes consist of a letter followed by three digits, the first of them non-zero (except the generic codes described below). The initial letter identifies the subject group, for example F for Physical Sciences. The initial letter and immediately following digit identify the principal subject, for example F5 Astronomy. F500 is a valid JACS code used where there is no need for a higher level of precision, but subjects can be identified more precisely using a second non-zero digit, for example F520 Space and Planetary Sciences, and, with even more precision, F521 Space Science and F522 Planetary Science. Often it is necessary to consider together all the codes, or all the student numbers, falling within a principal subject, and this is done by referring to it using just the first two characters, so F5 refers to all of Astronomy and to total numbers in it, by no means all of which will have code F500. Similarly, F52 refers to the whole of Space and Planetary Sciences.

Full details of JACS can be found at www.hesa.ac.uk/jacs.

Programme codes

Student programmes often involve combinations of subjects, and so cannot be described by a single JACS code. Within the HESA student data collection, there are two mechanisms for dealing with this. First, JACS has been slightly extended to allow codes to be assigned to highly integrated programmes which cut across principal subjects. Where such a broadly-based programme falls within a single subject group, it can be coded as the group letter followed by three zeroes, for example F000 would code such a programme in Physical Sciences. This is known as a generic code, and is an extension of JACS for the purpose of coding complete student programmes; generic codes may not be used in any other way, for example for coding modules. Programmes which cut across subject groups are given the generic code Y000, which is equivalent to continuing to recognise the need for a 'Combined' subject group. The second mechanism is designed to describe less integrated programmes of the kind often known as Joint Honours. The HESA record contains three qualification aim fields and a balance field which together make it possible to report the subject coverage of two subject balanced, two subject major/minor, and three subject balanced programmes.

Apportionment

Additionally, a procedure of apportionment is used. Under apportionment, each headcount is, where necessary, divided in a way that in broad-brush terms reflects the pattern of a split programme. This is analogous to the use of FTE calculations, but should not be confused with them, since the splits used for apportionment are conventional rather than data-based.

For split programmes not involving an initial teacher training (ITT) component, the apportionment algorithm is as follows:

50%:50% for a balanced two-way split
 66.667%:33.333% for a major/minor two-way split
 33.333%:33.333%:33.333% for a balanced three-way split.

ITT students at undergraduate level who also have a specialism subject recorded (typically, secondary ITT students) are apportioned 50% to the 'Education' subject area and the remaining 50% is further apportioned according to the algorithm for non-ITT students. Where no subject other than education is recorded, or where the student is on a PGCE course, apportionment is 100% to the 'Education' subject area.

Subject areas

HESA has defined nineteen subject areas which give a useful broad-brush picture in terms of JACS codes for reporting information broken down by subject. The subject areas do not overlap, and cover the entire range of JACS Principal Subjects. Apart from the need to separate the 'Mathematical sciences' and 'Computer science' elements of Principal Subject G9, they are expressed entirely in terms of JACS Principal Subjects.

Subject areas	JACS code
Medicine & dentistry	A
Subjects allied to medicine	B
Biological sciences	C
Veterinary science	D1/2
Agriculture & related subjects	D0/3/4/5/6/7/9
Physical sciences	F
Mathematical sciences	G0/1/2/3/90/91/99
Computer science	G4/5/6/7/92
Engineering & technology	H, J
Architecture, building & planning	K
Social studies	L
Law	M
Business & administrative studies	N
Mass communications & documentation	P
Languages	Q, R, T
Historical & philosophical studies	V
Creative arts & design	W
Education	X
Combined	Y

Appendix B

Data Definitions

Population - Entrants

HESA standard registration population and start date of enrolment within the academic year and qualification aimed for is a formal HE qualification or an institutional credit which may be counted towards a formal HE qualification.

Population - Entrant FTEs

HESA session population and start date of enrolment within the academic year and qualification aimed for is a formal HE qualification or an institutional credit which may be counted towards a formal HE qualification.

Population - Qualifiers

HESA qualifications obtained population, or institutional credits which may be counted towards a formal HE qualification which have been awarded in each academic year and student is not an incoming visiting or exchange student and is not studying outside the UK for the whole of the programme of study.

Open University

Entrants to and qualifiers from courses at the Open University who are domiciled in Wales are included in the figures for Welsh HEIs, and those who are not domiciled in Scotland or Wales are included in the figures for English HEIs.

Initial Teacher Training leading to Qualified Teacher Status - ITT (QTS)

Entrants and qualifiers have been allocated to the ITT (QTS) subject area when they have been coded as being on an initial or pre-service teacher training course leading to Qualified Teacher Status (TTCID=1) and the qualification aimed for is Ordinary PGCE or Articled PGCE or First degree with Qualified Teacher Status/registration with General Teaching Council.

Welsh medium

Entrants or qualifiers who had all or part of their year of programme of study delivered through the medium of Welsh have been counted as Welsh medium. Otherwise, entrants and qualifiers have been counted as English medium.

Data quality

In 2002/03, there were 2 qualifiers at Welsh HEIs, coded to Veterinary Science, these have been recoded to Agriculture and Related Subjects, as Veterinary Science is not offered by Welsh HEIs.

In 2002/03, there were 27 part-time qualifiers in Medicine and Dentistry, coded as obtaining a Diploma of HE (undergraduate), these have been recoded to obtaining a postgraduate diploma, as all part-time Medicine and Dentistry provision is postgraduate.

Associate Studentship Programme at University of Glamorgan

The Associate Student programme exists to encourage and allow members of the community to enrol to study modules in order to gain a first experience of higher education and also for existing students (both full-time and part-time) to undertake modules in addition to those mandated by the requirements of their awards.

Associate students may take up to and including 40 credits at either undergraduate or postgraduate level in any academic year.

Associate students may:

- be enrolled on a University award, and any credits gained as an Associate student may subsequently be counted towards an award as accredited prior learning if appropriate and if they are consistent with the award and/or professional body regulations;
- enrol on modules or awards leading or contributing to a professional qualification.

Associate students may not:

- use the award as a means of re-taking credits referred as part of another University award.

Other notes

Percentages quoted exclude unknown values.

All comparisons are between 2002/03 and 2005/06 unless otherwise stated.

Figures apportioned by subject are rounded and therefore not all numbers sum to the relevant totals.

Entrants and qualifiers by subject area and gender 2005/06

Subject area	Total Entrants			Total Qualifiers		
	Male	Female	% Female	Male	Female	% Female
Medicine & dentistry	621	706	53%	437	497	53%
Subjects allied to medicine	799	4,706	85%	563	3,197	85%
Biological sciences	2,034	2,397	54%	1,662	1,722	51%
Agriculture & related subjects	208	289	58%	155	199	56%
Physical sciences	1,184	856	42%	836	630	43%
Mathematical sciences	215	174	45%	138	112	45%
Computer science	1,770	514	22%	1,253	362	22%
Engineering & technology	3,439	432	11%	2,421	313	11%
Architecture, building & planning	805	333	29%	509	251	33%
Social studies	1,656	3,224	66%	1,166	2,051	64%
Law	834	1,207	59%	577	965	63%
Business & administrative studies	4,403	4,444	50%	3,177	3,209	50%
Mass communications and documentation	470	823	64%	314	520	62%
Languages	2,315	3,898	63%	1,567	2,634	63%
Historical and philosophical studies	1,532	1,443	49%	816	950	54%
Creative arts & design	1,810	2,258	56%	1,040	1,310	56%
Education	1,656	3,397	67%	728	1,590	69%
Combined	1,326	2,279	63%	601	1,165	66%
ITT (QTS)	661	1,665	72%	571	1,500	72%
Total	27,738	35,045	56%	18,531	23,176	56%

Source: HESA Student Record 2005/06

Entrants and qualifiers by subject area and ethnicity 2005/06

Subject area	Total Entrants					Total Qualifiers				
	White	BME	% BME	Unknown	% Unknown	White	BME	% BME	Unknown	% Unknown
Medicine & dentistry	760	399	34%	168	13%	560	262	32%	112	12%
Subjects allied to medicine	4,894	365	7%	247	4%	2,582	146	5%	1,033	27%
Biological sciences	4,005	245	6%	182	4%	3,069	173	5%	143	4%
Agriculture & related subjects	448	23	5%	26	5%	307	25	7%	22	6%
Physical sciences	1,846	102	5%	91	4%	1,271	64	5%	131	9%
Mathematical sciences	318	57	15%	14	3%	199	25	11%	26	10%
Computer science	1,874	318	15%	92	4%	1,100	170	13%	345	21%
Engineering & technology	3,042	557	15%	273	7%	1,953	340	15%	441	16%
Architecture, building & planning	944	152	14%	42	4%	573	110	16%	77	10%
Social studies	4,140	425	9%	316	6%	2,621	256	9%	340	11%
Law	1,500	373	20%	168	8%	1,147	220	16%	174	11%
Business & administrative studies	5,578	2,469	31%	800	9%	3,710	1,540	29%	1,137	18%
Mass communications and documentation	1,032	185	15%	76	6%	706	87	11%	40	5%
Languages	5,222	455	8%	535	9%	2,859	190	6%	1,152	27%
Historical and philosophical studies	2,411	297	11%	268	9%	1,487	127	8%	152	9%
Creative arts & design	3,789	189	5%	90	2%	2,062	95	4%	193	8%
Education	4,441	188	4%	424	8%	1,997	75	4%	246	11%
Combined	3,178	114	3%	313	9%	1,616	40	2%	110	6%
ITT (QTS)	2,201	66	3%	59	3%	1,975	47	2%	49	2%
Total	51,624	6,978	12%	4,181	7%	31,794	3,991	11%	5,922	14%

Source: HESA Student Record 2005/06

Entrants and qualifiers by subject area and disability 2005/06

Subject area	Total Entrants					Total Qualifiers				
	Not disabled	Disabled	% Disabled	Unknown	% Unknown	Not disabled	Disabled	% Disabled	Unknown	% Unknown
Medicine & dentistry	1,302	25	2%	0	0%	920	14	1%	0	0%
Subjects allied to medicine	5,175	220	4%	110	2%	2,663	158	6%	940	25%
Biological sciences	4,004	276	6%	151	3%	3,093	203	6%	89	3%
Agriculture & related subjects	456	38	8%	*	1%	309	34	10%	+	3%
Physical sciences	1,759	153	8%	127	6%	1,188	117	9%	161	11%
Mathematical sciences	294	16	5%	78	20%	197	11	5%	42	17%
Computer science	1,952	163	8%	170	7%	1,111	84	7%	419	26%
Engineering & technology	3,628	150	4%	94	2%	2,251	97	4%	387	14%
Architecture, building & planning	1,069	63	6%	6	1%	662	33	5%	65	9%
Social studies	4,057	501	11%	322	7%	2,498	246	9%	473	15%
Law	1,881	98	5%	61	3%	1,371	64	4%	107	7%
Business & administrative studies	8,352	259	3%	236	3%	5,357	157	3%	872	14%
Mass communications and documentation	1,236	55	4%	*	0%	787	34	4%	12	1%
Languages	5,796	233	4%	184	3%	3,198	122	4%	881	21%
Historical and philosophical studies	2,559	263	9%	154	5%	1,548	137	8%	81	5%
Creative arts & design	3,597	453	11%	18	0%	1,842	326	15%	183	8%
Education	4,634	256	5%	163	3%	1,891	131	6%	296	13%
Combined	1,722	452	21%	1,431	40%	1,144	280	20%	342	19%
ITT (QTS)	2,211	115	5%	0	0%	1,974	95	5%	*	0%
Total	55,685	3,790	6%	3,308	5%	34,004	2,342	6%	5,361	13%

Source: HESA Student Record 2005/06

All values less than 5 have been expressed as *

Values greater than 4 which have been removed to prevent recalculation of values less than 5 have been expressed as +

Entrants and qualifiers by subject area and age group 2005/06

Subject area	Total Entrants							
	Under 21	21 to 24	25 to 29	30 and over	% Under 21	% 21 to 24	% 25 to 29	% 30 and over
Medicine & dentistry	341	115	230	640	26%	9%	17%	48%
Subjects allied to medicine	1,080	684	745	2,990	20%	12%	14%	54%
Biological sciences	2,616	648	330	831	59%	15%	7%	19%
Agriculture & related subjects	229	88	51	126	46%	18%	10%	26%
Physical sciences	1,017	408	231	383	50%	20%	11%	19%
Mathematical sciences	252	52	26	59	65%	13%	7%	15%
Computer science	871	555	319	532	38%	24%	14%	23%
Engineering & technology	1,642	1,028	475	721	42%	27%	12%	19%
Architecture, building & planning	284	324	201	327	25%	29%	18%	29%
Social studies	1,537	737	574	2,028	32%	15%	12%	42%
Law	950	553	208	330	47%	27%	10%	16%
Business & administrative studies	2,333	2,710	1,479	2,205	27%	31%	17%	25%
Mass communications and documentation	506	373	182	230	39%	29%	14%	18%
Languages	3,067	969	541	1,582	50%	16%	9%	26%
Historical and philosophical studies	1,034	268	200	1,449	35%	9%	7%	49%
Creative arts & design	2,365	620	271	798	58%	15%	7%	20%
Education	672	482	595	3,234	13%	10%	12%	65%
Combined	248	285	330	2,719	7%	8%	9%	76%
ITT (QTS)	592	1,065	335	333	25%	46%	14%	14%
Total	21,635	11,962	7,321	21,517	35%	19%	12%	34%

Subject area	Total Qualifiers							
	Under 21	21 to 24	25 to 29	30 and over	% Under 21	% 21 to 24	% 25 to 29	% 30 and over
Medicine & dentistry	3	273	145	511	0%	29%	16%	55%
Subjects allied to medicine	259	781	519	2,195	7%	21%	14%	58%
Biological sciences	1,240	1,121	338	684	37%	33%	10%	20%
Agriculture & related subjects	77	141	44	91	22%	40%	13%	26%
Physical sciences	400	576	211	279	27%	39%	14%	19%
Mathematical sciences	77	105	21	48	31%	42%	8%	19%
Computer science	293	659	241	418	18%	41%	15%	26%
Engineering & technology	572	1,203	382	576	21%	44%	14%	21%
Architecture, building & planning	88	284	168	220	12%	37%	22%	29%
Social studies	718	898	407	1,194	22%	28%	13%	37%
Law	486	654	180	222	32%	42%	12%	14%
Business & administrative studies	1,121	2,546	1,172	1,497	18%	40%	18%	24%
Mass communications and documentation	199	351	96	188	24%	42%	12%	23%
Languages	2,295	912	280	675	55%	22%	7%	16%
Historical and philosophical studies	491	389	107	776	28%	22%	6%	44%
Creative arts & design	663	1,120	204	362	28%	48%	9%	15%
Education	183	264	281	1,589	8%	11%	12%	69%
Combined	68	103	114	1,474	4%	6%	6%	84%
ITT (QTS)	247	1,147	341	336	12%	55%	16%	16%
Total	9,479	13,527	5,250	13,335	23%	33%	13%	32%

Source: HESA Student Record 2005/06

A small number of entrants and qualifiers were of unknown age; figures are not shown

Entrants and qualifiers by subject area and medium of teaching 2005/06

Subject area	Total Entrants			Total Qualifiers		
	Welsh medium	English medium	% Welsh medium	Welsh medium	English medium	% Welsh medium
Medicine & dentistry	0	1,327	0%	0	934	0%
Subjects allied to medicine	18	5,488	0%	0	3,760	0%
Biological sciences	30	4,402	1%	*	3,383	0%
Agriculture & related subjects	*	493	1%	0	354	0%
Physical sciences	14	2,025	1%	7	1,459	0%
Mathematical sciences	*	387	0%	*	248	1%
Computer science	7	2,277	0%	10	1,605	1%
Engineering & technology	*	3,870	0%	0	2,734	0%
Architecture, building & planning	*	1,137	0%	0	760	0%
Social studies	209	4,671	4%	40	3,177	1%
Law	52	1,989	3%	14	1,527	1%
Business & administrative studies	14	8,833	0%	5	6,381	0%
Mass communications and documentation	9	1,284	1%	10	824	1%
Languages	618	5,595	10%	209	3,992	5%
Historical and philosophical studies	64	2,911	2%	41	1,725	2%
Creative arts & design	72	3,996	2%	59	2,292	3%
Education	327	4,727	6%	62	2,256	3%
Combined	172	3,433	5%	106	1,660	6%
ITT (QTS)	492	1,834	21%	368	1,703	18%
Total	2,105	60,678	3%	933	40,774	2%

Source: HESA Student Record 2005/06

All values less than 5 have been expressed as *

Welsh medium - some or all of year of programme taught through medium of Welsh

English medium - none of year of programme taught through medium of Welsh