Official Statistics

Work and Health Programme statistics to February 2020

Published 24 May 2020

Contents

1. Introduction
2. Main Stories
3. What you need to know
4. Joining the Work and Health Programme
5. Work and Health Programme referrals and starts by Area
6. Job outcomes from the Work and Health Programme
7. Disaggregation of the Work and Health Programme
8. About these statistics

This is the latest quarterly release of experimental statistics on the Work and Health Programme and includes data up to February 2020.

The next release will be in August 2020.

We are seeking user feedback on the statistics bulletin. Send comments to stats.consultation@dwp.gov.uk.

1. Introduction

The Work and Health Programme (WHP) was launched in England and Wales between November 2017 and April 2018. The aim of this publication covers the 28 months from November 2017 to February 2020.

The WHP is a voluntary, large-scale, payment-by-results provision, as well as the Long Term Unemployed and the Long Term Sick strands (which is made up of certain priority groups) to enter into and stay in work.

People are referred by jobcentres to work with organisations known as providers, from which they receive tailored support to help them into work, and then to stay and progress, as well as to access related programmes where a person requires other support.

- a specified level of earnings once in employment
- 6 months of being in self-employment

2. Main Stories

The headline is about:

- by February 2020, cumulatively 79% of all individuals referred have started on the WHP
- 72% of all people starting the WHP are from the Disability group
- 19% are from the Long Term Unemployed group
- 10% are from the Long Term Unemployed group
- 63% of all people starting the WHP are male
- the number of monthly starts increased to a peak of 5,600 in March 2019 and since has been broadly stable

Since the WHP began there has been:

- 166,160 referrals; 128,330 individuals
- 102,300 starts
- 72,700 job outcomes

Note: these starting more recently have had shorter time to achieve a job outcome, therefore it is not meaningful to divide the number of job outcomes by the number of starts or referrals.

Figure 1: The number of individuals referred by eligibility group, November 2017 to February 2020

Source: WHP statistics data tables.

Figure 2: The percentage of programme starts achieving a job outcome within 6 months or 12 months starting by cohort start month), December 2017 to August 2019



Source: WHP statistics data tables.

For full data see Table 1.7b of the tables accompanying this release.

3. What you need to know

The WHP aims to provide support to help people find and keep a job. It is available to the following groups:

1. Disability group – voluntary for disabled people as defined in the Equality Act (2010). This is the main group that the WHP is aimed at

2. Early Access group – voluntary and aimed at people who may need support to move into employment and are in one of a number of priority groups (for example homeless, ex-armed forces, care leavers, refugees)

3. Mandatory Referrals – mandatory for jobseeker's Allowance or Universal Credit claimants who have reached 24 months of unemployment

WHP participants may be in receipt of:

- Jobseeker's Allowance (JSA)
- Employment and Support Allowance (ESA)
- Income Support (IS)
- Universal Credit (UC)

Additionally it is possible to join WHP even if not receiving benefits, as people can be signposted to WHP by approved organisations.

WHP is delivered across England and Wales by 5 providers across 8 areas, known as Contract Package Areas (CPAs).

The WHP is a payment by results scheme: when deadweight does occur, the WHP is commissioned and contracted managed by the local authorities who are a Local Government Partners (LGP), who are match-funded by the European Social Fund (ESF).

In some areas, the government is designing WHP with the help of Local Enterprise Partnerships and City Regions. These are known as Devolution Deal Areas (DDA).

For more information about the data see Table 1.4 of the tables accompanying this release.

Definitions

The following definitions are used in the statistics:

Referrals
Work coaches in Jobcentre Plus offices will send details of a person wanting to join WHP to a provider. When a person acknowledges the referral and contact has been established between the provider and the participant, the WHP record will show the referral from that date. Figures presented in this publication do not include cancelled or rejected referrals.

Individuals referred
As referrals can include multiple referrals for one individual, individuals referred is the number of individual people referred. This means only the first referral per person is counted.

Starts
A start on the programme is recorded when a WHP participant attends the initial face to face meeting with their provider. This is the point at which the participant is deemed to be working days, although starts outside this window may occur if the customer does not attend the initial meeting within the time frame.

Post earnings from employment
The point at which a participant achieves their first earnings from their first employment after starting the programme, which is used to calculate the number of job outcomes achieved. Statistics on first earnings from employment do not include earnings from self-employment.

Job outcomes
A job outcome is claimed by achieving a job outcome when a participant reaches either:

- a specified level of earnings once in employment (which varies across the different areas - see background information note for details)
- 6 months of being self-employed

Read the background information note for further information on WHP policy and definitions.

4. Joining the Work and Health Programme

The number of monthly starts increased to a peak of 5,600 in March 2019 and has since remained relatively stable.

Figure 3: Monthly number of referrals and starts, November 2017 to February 2020

Source: WHP statistics data tables.

Please note in the May 2020 publication, methodology was improved to more accurately record the number of starts. We now account for the 15 days allowed after referrals to report start activity therefore the most recent month of starts data (February 2020) is incomplete.

During the first few months of WHP, monthly referrals and starts built up as the WHP was rolled out across areas of England and Wales.

The total number of monthly starts was on an upward trend from March 2018 (when the programme was rolled out across all areas) to a peak in March 2019 (when the Early Access (Homeless) group started). April 2019 saw both monthly starts reaching a peak of 5,600 in March 2019. Since then, the number of monthly starts is broadly stable.

Since the start of the programme, nationally there have been a total of:

- 166,160 referrals
- 128,330 individuals referred
- 102,300 starts

Overall, the proportion of individuals referred that have started is 79%.

For more information see Table 1.4 of the tables accompanying this release.

The majority of starts are made by people in the Disability group.

Figure 4: Starts by eligibility group, November 2017 to February 2020

Source: WHP statistics data tables.

March 2018: WHP available to all areas of the country

April 2018: Long term Unemployed referrals begun

October 2018: Prime Long term Unemployed and Disability group referrals accepted

In line with the nature of the programme, large numbers of people with disabilities or health conditions have been referred to and started on the programme.

People are also eligible for WHP if they are long term unemployed, or belong to certain priority groups (such as the Early Access group).

Since the start of the programme, the majority of individuals referred (72%) and starts (72%) come from the Disability group, the proportions are consistent across all areas (referrals, individuals referred and starts). The first referrals from the long term unemployed were made in April 2018.

The Early Access group accounts for 19% of individuals referred and 19% of starts.

In the latest month (February 2020):

- 77% of starts were from the Disability group
- 10% of starts were from the Early Access group
- 10% of starts were from the Long term Unemployed group

For full data see Table 1.7 of the tables accompanying this release.

5. Work and Health Programme referrals and starts by Area

Since March 2018, all areas are contributing to WHP, delivering referrals and starts.

Figure 5: Distribution of all WHP individuals referred and starts across areas from November 2017 to February 2020 (National)

Source: WHP statistics data tables.

Each section within the inner ring shows how the total number of individuals referred (128,330) is distributed across each area. The outer ring shows the percentage of starts there have been for the individuals referred in each area (102,300 in total). Starts may be in a different month to referrals. The areas are ordered in the following table into the areas in order of data robust from top to bottom.

Figure 6: Number of referrals and starts by area, November 2017 to February 2020 by order of robust (bottom) (total first)

Area	Provider	Referral Method	Individuals referred	Starts	% of starts to individuals
North West	Ingeus	01/01/2018 - 31/12/2020	15,360	14,000	91%
Wales	Pluraliteq	01/11/2017 - 31/12/2020	6,450	5,950	92%
London	Great Point	01/10/2018 - 31/12/2020	20,780	16,540	79%
South East	Reed in Partnership	01/10/2018 - 31/12/2020	24,960	20,380	81.6%
Southern	Maxi	15/01/2018 - 31/12/2020	21,200	17,920	85%
Tees Valley	Ingeus	01/04/2018 - 31/12/2020	5,270	4,380	83%
Greater Manchester combined authority area	Ingeus and The Growth Company	01/01/2018 - 31/12/2020	16,700	13,030	78%
West Yorkshire combined authority area	Shaw Trust	01/10/2018 - 31/12/2020	9,030	7,780	86%
Liverpool Region Pilot combined authority area	Ingeus	01/03/2018 - 31/12/2020	9,350	7,560	81%
South Yorkshire Partnership combined authority area	Reach in Partnership	01/03/2018 - 31/12/2020	3,850	3,210	83%
Cambridgeshire and Peterborough combined authority area	Pluraliteq	01/03/2018 - 31/12/2020	5,890	5,060	86%

See the WHP methodology document for maps of Greater Manchester and London LGP areas.

Clearly, there have been proportionally more referrals and starts in the North East in the last month than in the South West. Some of the smaller provider areas (such as starts are seen in London areas, and these were also some of the first areas to roll out the programme, as well as being some of the smallest areas.

Overall, up until February 2020, the national proportion of starts to individuals referred is around 79%. Due to differences when each area began offering services and differences in the length of time each area has been operating, we expect the robust order of individuals referred to starts is in Wales (92%) and the lowest rate of individuals referred to starts is in Central London (64%).

For full data see Table 1.2 and 1.3 of the tables accompanying this release.

6. Job outcomes from the Work and Health Programme

Participants are moving through the process in all areas of England and Wales.

Figure 7: The flow of participants for referrals in August 2019, for those who could achieve a Job Outcome by February 2020

Source: WHP statistics data tables.

Referrals after August 2019 are not presented as it is unlikely enough time has elapsed for those participants to reach the job outcomes earnings threshold (which varies by area, see background information note for details). Participants who started before August 2019 have been engaged with the programme for longer and have had more opportunity to achieve a job outcome.

Of those who started the WHP during August 2019 (near the start of the programme, and of those, up to 15% have reached the job outcomes earnings threshold or 6 months of being in self-employment by February 2020.

0% of individuals referred by August 2019 have had gone on to start the programme, this may, for example, be due to the participant not attending.

Participants who started the programme earlier have seen the highest level of outcomes as they have longer to reach the earning threshold or 6 months of being in self-employment.

83% of the participants who have started by August 2019 have not yet reached the job outcome earnings threshold or 6 months in self-employment by February 2020, though some of these participants have had only 6 months to achieve an outcome so far.

The national WHP and the majority of the LGPs have an earnings threshold to achieve a job outcome as 16 hours per week for 26 weeks or the National Living Wage, however the threshold for the West London Alliance is the same number of hours for 13 weeks, the Greater Manchester and the Greater Manchester Combined Authority or the Dual Limited Model.

Providers are continuing to achieve first earnings from employment and job outcomes.

Figure 8: First earnings from employment by month, November 2017 to February 2020: all areas

Source: WHP statistics data tables.

Figure 9: Job outcomes by month, November 2017 to February 2020: all areas

Source: WHP statistics data tables.

12,710 participants have reached the job outcome earnings threshold or reached 6 months of being in self-employment and 29,320 participants have achieved first earnings from employment as of February 2020.

February 2019 saw the first participants achieve first earnings in employment. March 2019 saw the first participants reach the job outcome earnings threshold or 6 months of being in self-employment.

For full data see Table 1.4 of the tables accompanying this release.

First earnings from employment and job outcomes are less likely to have been achieved for individuals who recently started on the programme.

Figure 10: Total first earnings from employment and job outcomes as a percentage of starting month cohort, cohorts from December 2017 to August 2019



Source: WHP statistics data tables.

First earnings from employment is the point at which a participant achieves their first earning from their first employment while on the programme. These figures suggest that while not everyone goes on to achieve a job outcome, a higher proportion have earned from employment while on the programme. Note that the first earnings in employment figures don't include those in self-employment.

Figure 11: Disability group first earnings from employment and job outcomes as a percentage of starts by month started, cohorts from December 2017 to August 2019

Source: WHP statistics data tables.

Figure 12: Early access group first earnings from employment and job outcomes as a percentage of starts by month started, cohorts from December 2017 to August 2019

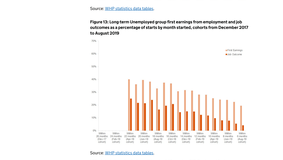

Source: WHP statistics data tables.

Figure 13: Long term Unemployed group first earnings from employment and job outcomes as a percentage of starts by month started, cohorts from December 2017 to August 2019



Source: WHP statistics data tables.

51% of starts from the first monthly cohort (December 2017) achieved first earnings from employment within 26 months of starting. From the total starts in December 2017, 47% of first earnings from employment achieved within 26 months of starting came from the Disability group and 4% came from the Early access group.

29% of starts from the first monthly cohort (December 2017) achieved a job outcome within 26 months of starting. From the total starts in December 2017, 26% of job outcomes achieved within 26 months of starting came from the Disability group and 3% came from the Early access group.

More recent start months are likely to report lower levels of first earnings from employment and job outcomes as participants haven't had as much time on the programme.

The percentages for the Disability group cohorts mirror the trend of the percentages for the total cohorts.

Percentages are more changeable in the Early Access and Long-term Unemployed groups due to lower volumes of starts and job outcomes.

The Long-term Unemployed group began accepting referrals in April 2018, therefore there are no first earnings from employment or job outcomes before this point.

Full data are in Table 1.3a and Table 1.3b of the tables accompanying this release.

First earnings from employment – standardised monthly performance measure at 6 and 12 months

Figure 14: Percentage of starts achieving first earnings from employment within 6 months of starting by eligibility group, December 2017 to August 2019



Source: WHP statistics data tables.

Over time, the proportion of first earnings from employment achieved within 6 months of starting the programme is relatively stable at around 22% for those from the Disability group and 18% for those from the Long-term Unemployed group.

The Early Access group shows more change in percentages over time due to lower volumes of starts and first earnings from employment. This is more apparent for the December 2017 cohort.

The Long-term Unemployed group began accepting referrals in April 2018, therefore there are no first earnings before this point.

See Table 1.2a for full data

Figure 15: Percentage of starts achieving first earnings from employment within 12 months of starting by eligibility group, December 2017 to February 2018



Source: WHP statistics data tables.

The proportion of first earnings from employment achieved by the Disability group within 12 months of starting ranges between 29% and 41%. In line with the total number of first earnings from employment achieved within 12 months of starting.

The proportion of first earnings from employment achieved by the Long-term Unemployed group within 12 months of starting ranges between 24% and 38%.

The Early Access group shows more change in percentages over time due to lower volumes of starts and first earnings from employment.

See Table 1.2b for full data

Job Outcomes – standardised monthly performance measure at 6 and 12 months

Figure 16: Percentage of starts achieving a job outcome within 6 months of starting by start month and eligibility group, December 2017 to August 2019



Source: WHP statistics data tables.

Over time, the proportion of job outcomes achieved within 6 months of starting the programme has ranged between:

- 2% and 7% for those from the Disability group
- 2% and 5% for those from the Long-term Unemployed group

The Early Access group shows more change in percentages over time due to lower volumes of starts and job outcomes. This is more apparent for December 2017 and June 2018 cohorts.

The Long-term Unemployed group began accepting referrals in April 2018, therefore there are no outcomes before this point.

For full data see Table 1.2c of the tables accompanying this release.

Figure 17: Percentage of starts achieving a job outcome within 12 months of starting by start month and eligibility group, December 2017 to February 2019

Source: WHP statistics data tables.

The proportion of job outcomes achieved within 12 months of starting within 12 months of starting ranges between 12% and 19%, in line with the total number of job outcomes achieved within 12 months of starting.

The Early Access group shows more change in percentages over time due to lower volumes of starts and job outcomes.

The proportion of job outcomes achieved by the Long-term Unemployed group within 12 months of starting ranges between 10% and 20%.

For full data see Table 1.2d of the tables accompanying this release.

7. Demographics of the Work and Health Programme

The distribution of age varies by area.

Figure 18: Percentage of WHP starts by age group and area, November 2017 to February 2020

Source: WHP statistics data tables.

Wales and the Home Counties have the highest proportion of 18 to 24 year olds starting the programme (14%), while West London has the highest proportion of 25 to 34 year olds starting the programme (82%).

12% of all starts 35 WHP were from the 60+ age group. The majority (77%) of all starts came from the 35-59 age group. This is to be expected as WHP is aimed at working age participants.

For further age breakdowns see Table 3.1 and Table 3.2 of the tables accompanying this release.

Almost two thirds of all WHP participants are male

Figure 19: WHP starts by gender, November 2017 to February 2020

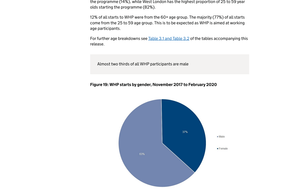

Source: WHP statistics data tables.

63% of all participants starting WHP are male.

Males consistently accounted for over 60% of all monthly participants since the start of the programme.

This proportion differs slightly across groups. For example, in the Early Access group, 68% of participants are male, in the Long-term Unemployed group 63% are male, and in the Disability group 61% of participants are male.

For full data see Table 3.3 and Table 3.4 of the tables accompanying this release.

8. About these statistics

This statistical summary gives an overview. Key points and trends are presented using charts and commentary. The information underlying the charts is available as machine-readable tables.

In line with our publications strategy, we aim to release additional breakdowns in future publications.

Details will be announced, in advance via Statistics4Twitter and the DWP statistics calendar.

Experimental statistics

Experimental statistics are Official Statistics which are published in order to involve users and stakeholders in their development and as a means to build in quality at an early stage. All Official Statistics should comply with the UK Statistics Authority's Code of Practice for Statistics, which promotes the production and dissemination of official statistics that inform decision making.

Where to find out more

Read the WHP background information note for more information about the statistics.

The Work and Health Programme provider guidance is used by programme providers.

Information on the Work Programme, a programme which aimed to get unemployed people into sustained employment can be found in the collection of Work Programme statistics.

Information on Work Choice, a programme which aimed to help disabled people find, keep and progress in a job, can be found in the collection of Work Choice statistics.

Information on Specialist Employability Support, a voluntary programme which is aimed at helping disabled people with complex barriers that other support is not suitable for to find a job, can be found in the collection of Specialist Employability Support statistics.

Information on the Access to Work provision, which is aimed to support people who have a disability or long-term health condition start or stay in work, can be found in the collection of Access to Work statistics.

Contact information and feedback

For more information on WHP statistics, contact tracy.hilton@dwp.gov.uk

DWP would like to hear your views on our statistical publications. If you use any of our statistics publications, we would be interested in hearing what you use them for and whether they meet your requirements. Please send your comments by email to: stats-consultation@dwp.gsi.gov.uk.

Users can also join the 'Welfare and Benefit Statistics' community at Statistics4wf. DWP announces items of interest to users via this forum, as well as replying to users' questions.

ISBN 978-178059-229-3

OGL All content is available under the Open Government Licence v3.0, except where otherwise stated © Crown copyright