

Annual Qualifications Market Report: 2019 to 2020 academic year

Annual

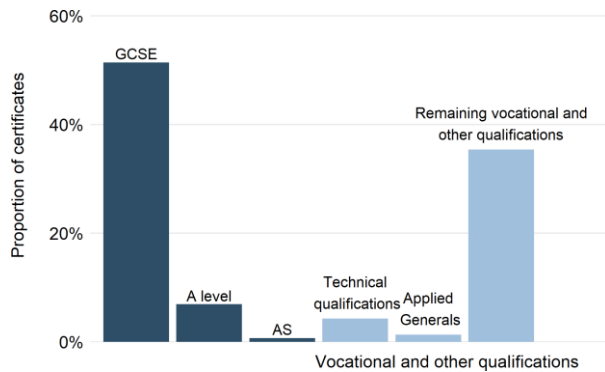
Published: 11 February 2021

Coverage: England

Official Statistics

This release provides information on the number and type of qualifications available for award in England over the academic year 2019/20 and the number of certificates awarded by recognised awarding organisations. Headline statistics are presented on this page, followed by further detail.

10.3 million certificates in 2019/20

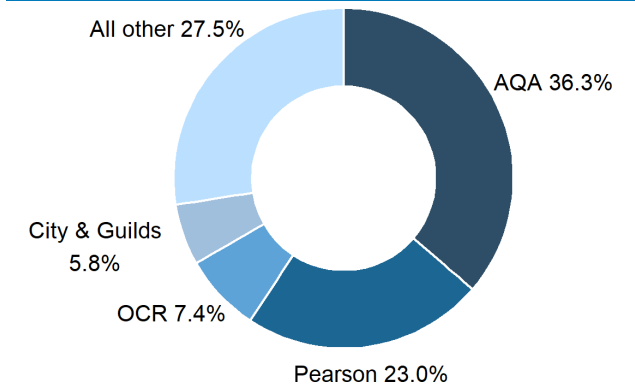


Most popular sector subject area



Preparation for life and work continues to be the largest subject area within the “vocational and other” qualifications category, with just under 989 thousand certificates awarded.

Market share of awarding organisations



Available regulated qualifications

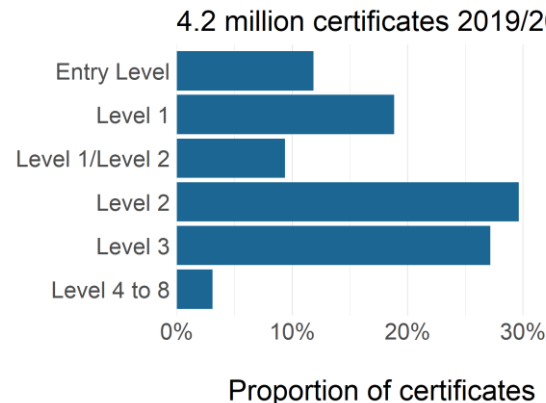
18.1K

Available qualifications in 2019/20. 7% decrease on the previous year (19.4K).

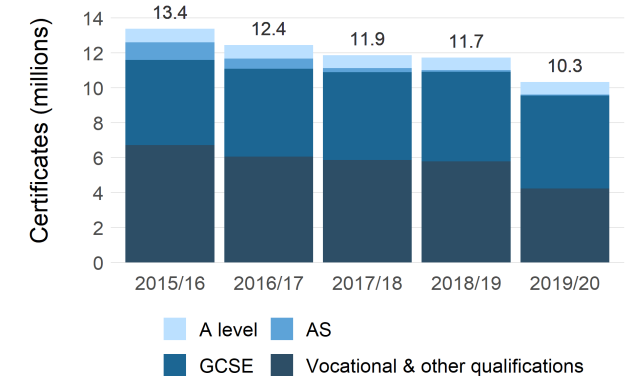
11.6K

Available qualifications with certificates in 2019/20. 5% decrease on the previous year (12.2K).

Vocational & other qualifications by level



Overall certificates continue to decline



Annual Qualifications Market Report

This report presents data on the number and type of qualifications available for award in England over the academic year 2019/20 by organisations which are recognised by Ofqual to develop, deliver and award qualifications. For the first time, some statistics on the number of certificates awarded in international jurisdictions by the recognised awarding organisations are also included. The recognised awarding organisations can be found on Ofqual's [Register of Regulated Qualifications](#) (referred to as the Register in this report).

For the purpose of this report, the 2019/20 academic year is considered from the start of October 2019 to the end of September 2020. It provides an overview of the qualifications market and offers a single reference point about participants in the market.

Data presented in this release covers the number of awarding organisations, regulated qualifications and certificates awarded for all types of qualifications (except for the End-Point Assessment qualification type). The report also shows the market share of certificates for GCSE, AS level and A level qualifications by awarding organisation and subject. The market share of certificates for vocational and other qualifications is presented by sector subject area, awarding organisation and qualification level.

This report is produced annually, and is based primarily on information that Ofqual holds or collects from awarding organisations and the Joint Council for Qualifications (JCQ) on behalf of certain awarding organisations.

Note that where this report refers to 'vocational and other' qualifications, this means all qualifications other than GCSE, AS and A level.

Figures for number of certificates are rounded to the nearest 5, with values 1 to 4 denoted "0~". Figures for the number of qualifications are not rounded. Further information on this release is available in the [background information as well as data tables](#) accompanying this report.

At a glance

Page

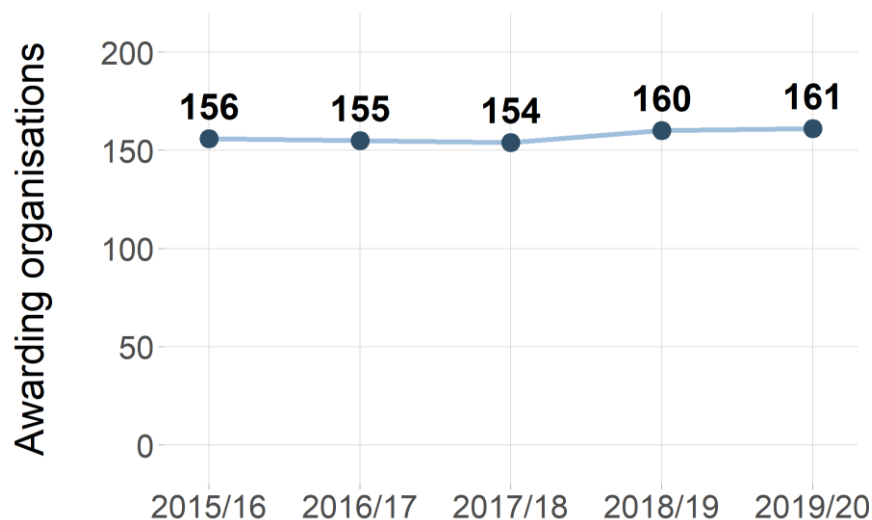
Awarding organisations and regulated qualifications	3
Qualification type	4
Certificates awarded for all qualifications	5
Market share: GCSE	8
Market share: AS and A level	10
Certificates awarded in vocational and other qualifications	13
In focus: Technical and Applied General qualifications	16
In focus: Functional Skills qualifications	19
International certificates	21
Head of Profession: Vikas Dhawan Email: data.analytics@ofqual.gov.uk	
Comments and feedback are welcome	
Published: 11 February 2021 Ofqual/21/6746/1	

Awarding organisations and regulated qualifications

Any organisation that wants to offer regulated qualifications in England must be recognised by Ofqual. Any new awarding organisation needs to meet Ofqual's [Criteria for Recognition](#) and, once recognised, all awarding organisations need to continue to meet Ofqual's [General Conditions of Recognition](#).

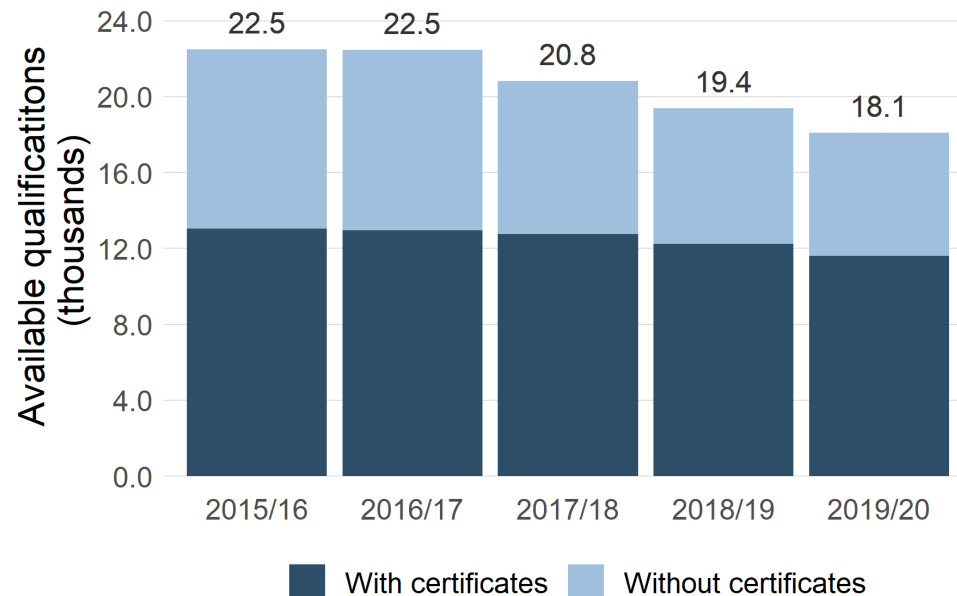
Information on qualifications including title, type, awarding organisation, sector subject area and level is taken from the [Register](#).

The number of awarding organisations



There were 161 Ofqual-recognised awarding organisations during 2019/20.

The number of available qualifications



There were 18.1K qualifications available to certificate in 2019/20. This is a 7% decrease compared to the previous year. No certificates will have been issued for some qualifications because they are new and/or require a 1 or 2 year course of study before students can certificate. It is possible that no certificates will also have been issued for some qualifications during the period covered in the report if their assessment was cancelled or delayed due to the measures put in place in response to the coronavirus (COVID-19) pandemic.

Qualification type

Qualification types are used to describe the nature of qualifications and are contained within the [Ofqual Register](#).

The largest percentage increase in the number of qualifications with certificates was seen in Functional Skills qualifications (up by 30% this year). This increase can be attributed to the [reform of Functional Skills Qualifications in English and mathematics](#).

The largest percentage decrease in the number of qualifications with certificates was seen in AS and A level qualifications in 2019/20 (down by 31% and 27% respectively), compared to the previous year. This is due to [reforms to AS and A levels](#); students had the last opportunity to resit exams for legacy AS and A levels in 2018/19. GCSE (A* to G) qualifications were no longer available to certificate following [reforms to GCSEs](#). No certificates were issued for [retired](#) and [QCF-type qualifications](#) that were still available to certificate in 2019/20.

Please note, End-Point Assessment qualifications are not reported in this release.

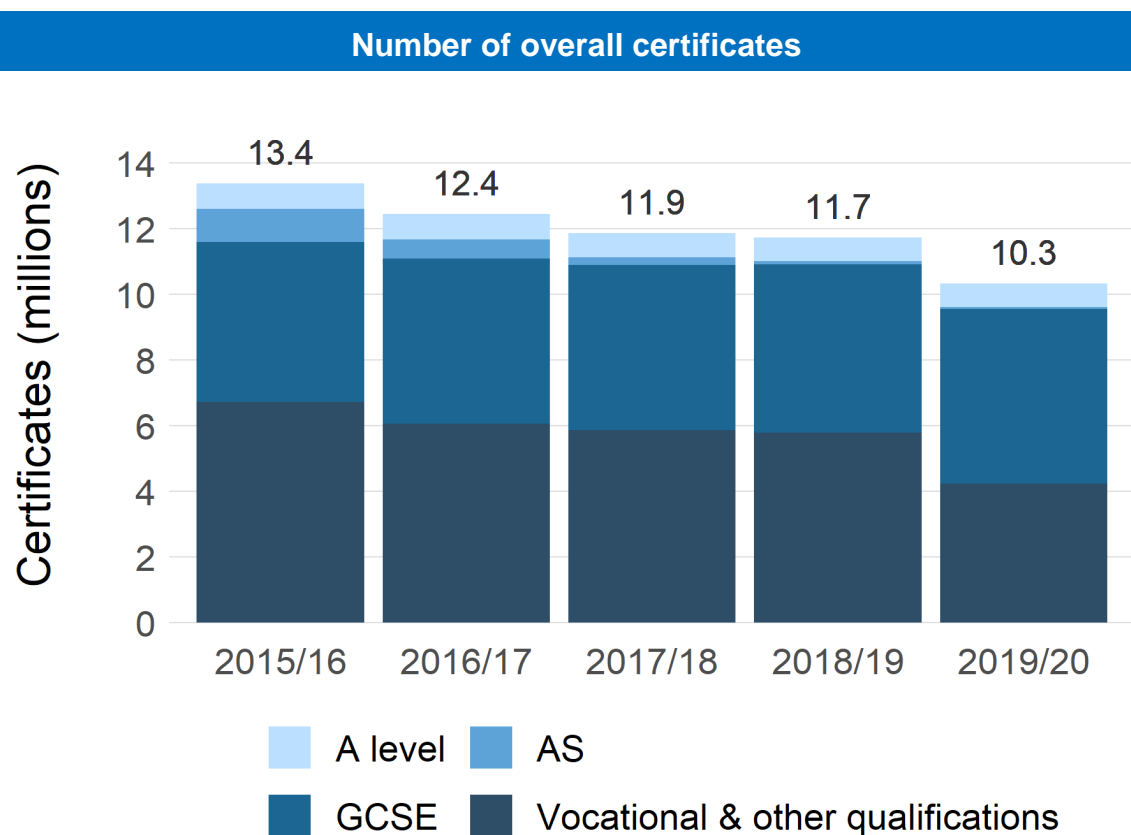
Number of available qualifications by qualification type

Qualification type	Number of qualifications available to certificate		Number of qualifications with certificates		Percentage change in number of qualifications with certificates in 2019/20 from 2018/19				
	2018/19	2019/20	2018/19	2019/20	-100%	-50%	0%	50%	100%
	GCE A Level	233	173	201	147				
GCSE (9 to 1)	143	143	138	143					
GCE AS Level	221	161	189	131					
GCSE (A* to G)	93	0	12	0					
Vocationally-Related Qualification	8,072	8,305	5,255	5,108					
Occupational Qualification	5,032	5,117	3,267	3,076					
Other Life Skills Qualification	1,718	1,752	1,264	1,233					
Other Vocational Qualification	831	838	513	520					
Other General Qualification	553	533	432	424					
Performing Arts Graded Examination	472	502	383	386					
English For Speakers of Other Languages	329	330	227	221					
Functional Skills	181	226	166	215					
Project	14	14	13	12					
Advanced Extension Award	1	1	1	1					
QCF	1,455	9	172	0					
Retired Qualifications	49	5	16	0					
Total	19,397	18,109	12,249	11,617					

Notes: 1) *Retired Qualifications* category includes qualification types which were retired as a result of [the revised list of available qualification types](#).

Certificates awarded for all qualifications

The total number of certificates awarded for all qualifications (A levels, AS levels, GCSEs and vocational and other qualifications) in 2019/20 was over 10.3 million, a decline of 12% compared to the previous year.



The number of overall certificates for A level qualifications has decreased by less than 1% compared to 2018/19. This is in line with a downward trend in [the number of entries for A level](#) qualifications taken in 2019/20.

AS qualifications saw the largest percentage decrease in the number of certificates (down by 31% compared to 2018/19). This is mainly due to the decoupling of AS from A levels as part of the [government policy reforms](#).

The overall number of certificates for GCSE qualifications has increased by 4%. This is in line with a 2% increase in [the number of entries for GCSEs in 2019/20](#) and an increase in the [pass rate in the summer 2020 exam series](#).

There has been a significant drop in the number of certificates in vocational and other qualifications (down by 27%) compared to 2018/19. Many assessments, predominantly occupational qualifications, were cancelled or delayed in spring and summer 2020 due to the measures put in place in response to the coronavirus (COVID-19) pandemic. The trends seen in this year may have been affected as a result.

Certificates awarded by qualification type

Qualification type	2018/19		2019/20		Percentage change in number of certificates awarded				
	N	%	N	%	-100%	-50%	0%	50%	100%
GCSE (9 to 1)	5,114,430	43.6%	5,312,620	51.4%					
GCE A Level	720,225	6.1%	716,940	6.9%					
GCE AS Level	98,745	<1%	68,355	<1%					
GCSE (A* to G)	5,275	<1%	0	0%					
Vocationally-Related Qualification	2,397,000	20.4%	1,772,025	17.1%					
Occupational Qualification	693,835	5.9%	526,815	5.1%					
Functional Skills	614,290	5.2%	447,680	4.3%					
Other General Qualification	370,640	3.2%	396,860	3.8%					
Other Vocational Qualification	481,515	4.1%	327,560	3.2%					
English For Speakers of Other Languages	390,290	3.3%	273,615	2.6%					
Performing Arts Graded Examination	486,425	4.1%	226,425	2.2%					
Other Life Skills Qualification	294,825	2.5%	218,600	2.1%					
Project	50,900	<1%	47,640	<1%					
QCF	9,965	<1%	225	<1%					
Advanced Extension Award	145	<1%	170	<1%					
Retired Qualifications	480	<1%	0~	<1%					
Total	11,728,980	100.0%	10,335,530	100.0%					

The numbers of certificates decreased among most of the qualification types this academic year compared to the academic year 2018/19. The decrease in certificate numbers among vocational and other qualifications is mainly attributed to the coronavirus (COVID-19) pandemic. The largest reduction in certificates issued was among the Vocationally-Related qualification type (down by 625K), performing arts graded examinations (down by 260K), Occupational Qualification type and Functional Skills qualifications (both down by 167K).

Only GCSE (9 to 1) (up by 198K), Other General (up by 26K) and Advanced Extension Award (up by 25) qualifications saw an increase in the number of certificates issued in 2019/20 compared to 2018/19.

Awarding organisations with the highest number of certificates

The 20 awarding organisations that reported the highest volume of all certificates in 2019/20 awarded over 91% of all certificates. The University of the Arts London and International Baccalaureate Organisation are new to the top 20 this year.

AQA, WJEC and the International Baccalaureate Organisation are the only awarding organisation from the top 20 of awarding organisations which saw an increase in certificates compared to the previous year (up by 126K, 28K and 135 respectively). The increase was largely driven by a rise in the number of certificates issued for qualifications that count towards [school and college performance tables](#). Please note, school or college level educational [performance data for 2020](#) will not be published by the Department for Education.

City and Guilds, the Associated Board of the Royal Schools of Music and Pearson saw the largest decrease in certificates issued this year compared to 2018/19 (down by 246K, 126K and 116K respectively).

Number of certificates per awarding organisation

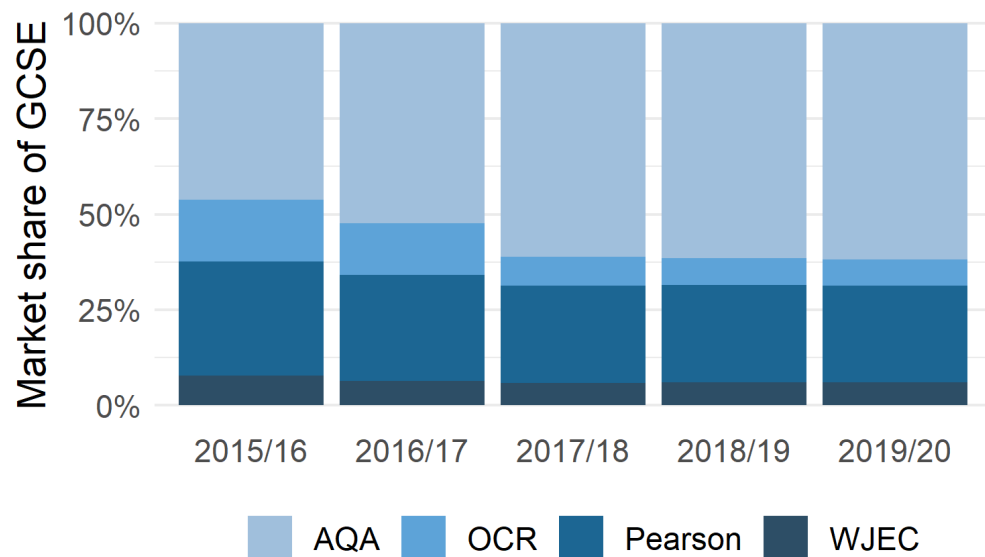
Awarding organisation	Number of certificates		Percentage change in number of certificates awarded				
	2018/19	2019/20	-100%	-50%	0%	50%	100%
AQA Education	3,626,075	3,751,825					
Pearson Education Ltd	2,488,635	2,372,790					
OCR	767,480	766,930					
City and Guilds of London Institute	848,185	602,400					
WJEC-CBAC	390,850	419,245					
NCFE	419,050	357,770					
Highfield Qualifications	297,845	201,055					
Qualsafe Awards	216,185	145,055					
Trinity College London	236,060	140,015					
First Aid Awards Ltd	120,045	92,460					
Associated Board of the Royal Schools of Music	217,955	91,985					
NOCN	136,745	84,550					
Ascentis	112,280	83,395					
Training Qualifications UK Ltd	110,315	81,545					
Cambridge Assessment English	96,890	51,845					
Excellence, Achievement & Learning Limited	69,440	45,560					
University of the Arts London	46,025	45,135					
VTCT	56,830	41,590					
Gateway Qualifications Limited	53,585	40,490					
International Baccalaureate Organisation	37,615	37,750					
Other organisations	1,380,890	882,140					
Total	11,728,980	10,335,530					

Note: Data for all awarding organisations is available in the accompanying data tables (Table 4).

Market share: GCSE

There are four main awarding organisations in the GCSE market in England: AQA, OCR, Pearson and WJEC. The GCSE market continued to be relatively stable in 2019/20.

Awarding organisation market share



Awarding Organisation	2015/16	2016/17	2017/18	2018/19	2019/20
AQA	46.2%	52.3%	61.1%	61.4%	61.8%
OCR	16.2%	13.5%	7.6%	7.2%	6.9%
Pearson	29.9%	27.8%	25.4%	25.5%	25.4%
WJEC	7.7%	6.4%	5.9%	5.9%	6.0%

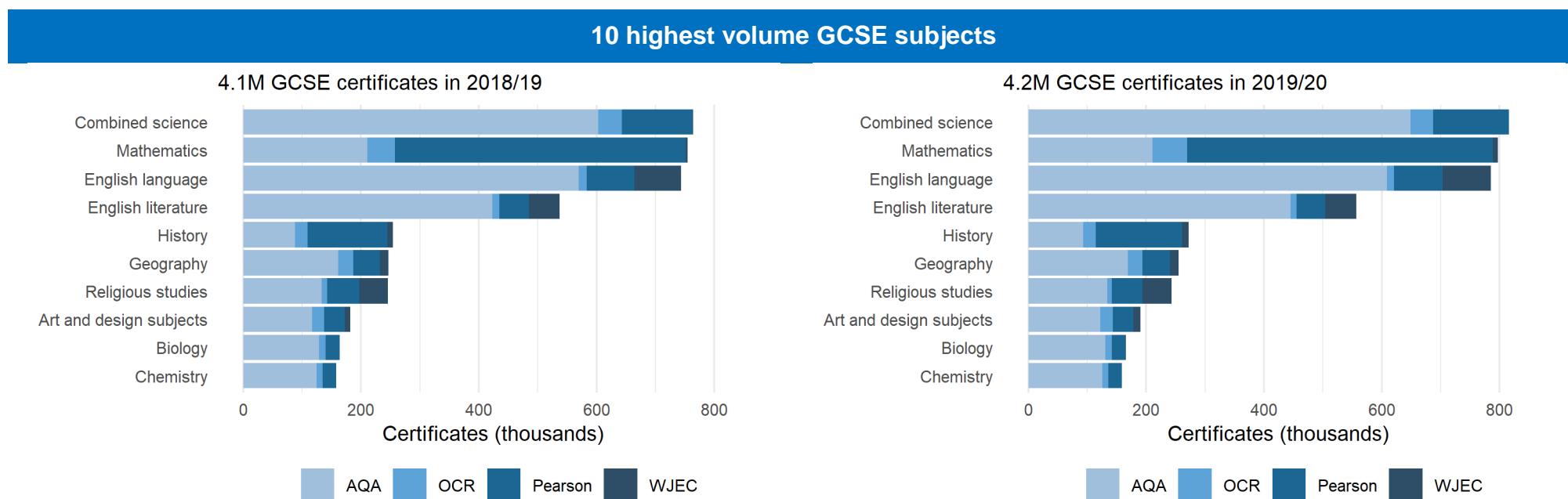
A breakdown of GCSE market share by subject is given on the following page of this report.

Certificates awarded in GCSE subjects in 2019/20

The total number of certificates for GCSE has increased by 198K between 2018/19 and 2019/20.

The top 10 highest volume subjects account for 80% of all GCSE certificates, 1% point more than 2018/19. AQA has the largest market share in 8 of the 10 highest volume subjects. Pearson has the largest share in the remaining two subjects; mathematics and history.

The market share of the top 10 highest volume GCSE subjects has been fairly stable in 2019/20. Only religious studies has seen a minor drop in the number of certificates issued (down by just below 1% compared to 2018/19). The biggest increases in the number of certificates were for combined science, mathematics and English language (up by 52K, 42K and 41K respectively). History saw the largest proportional increase in the number of certificates (up by 7% from 2018/19) amongst the top 10 highest volume GCSE subjects in 2019/20.



- Notes: 1. The market share of awarding organisations in all GCSE subjects in 2019/20 is given in the data tables accompanying this release (Table 8).
 2. Combined science entries have been doubled throughout the report and data tables to reflect the fact that it counts as two GCSEs.

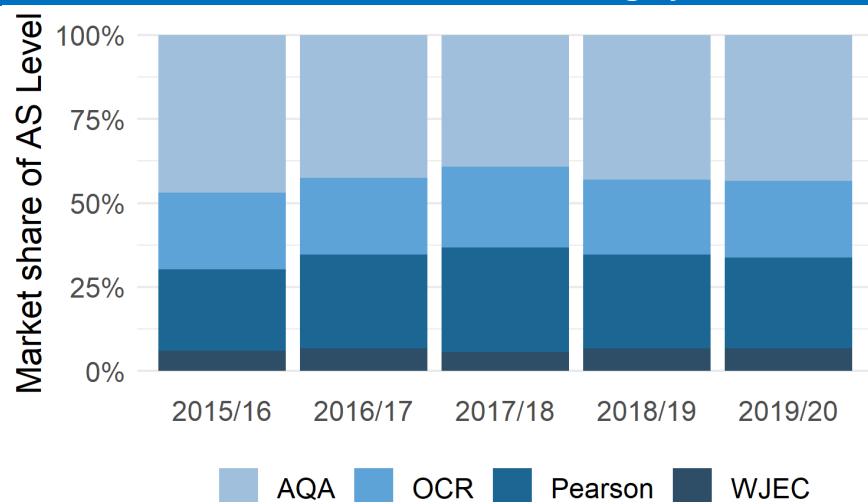
Market share: AS and A level

The AS and A level markets have been relatively stable in 2019/20 with only slight changes in awarding organisations' market share as a whole and in individual subjects.

The AS market is changing due to the overall decline in entries (rates of decline among different subjects vary) which reflects the [phased AS and A level reforms](#). Pearson and WJEC have seen a decrease (down by just below 1% in 2019/20) in their share of the AS level market. Pearson has seen the largest drop in the number of certificates in mathematics and WJEC in media / film / TV studies compared to the rest of the subjects.

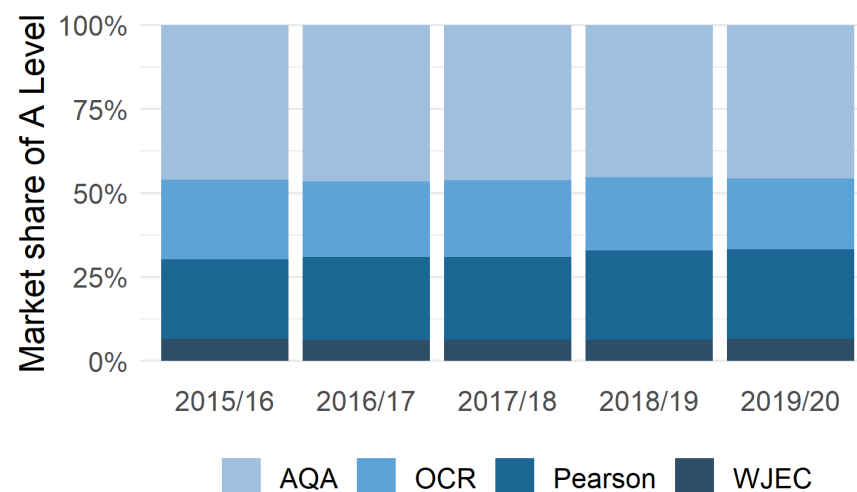
In the A level qualifications market only OCR has slightly decreased its share (down by just below 1%); the largest decrease was in its market share in other modern languages subjects (down by 16%). This is due to OCR [no longer offering qualifications](#) in these subjects.

AS level – market shares largely stable



Awarding Organisation	2015/16	2016/17	2017/18	2018/19	2019/20
AQA	47.0%	42.5%	39.2%	43.0%	43.5%
OCR	22.9%	22.9%	24.1%	22.4%	22.8%
Pearson	24.1%	27.8%	31.0%	27.9%	27.1%
WJEC	6.1%	6.8%	5.7%	6.8%	6.6%

A level – market shares largely stable

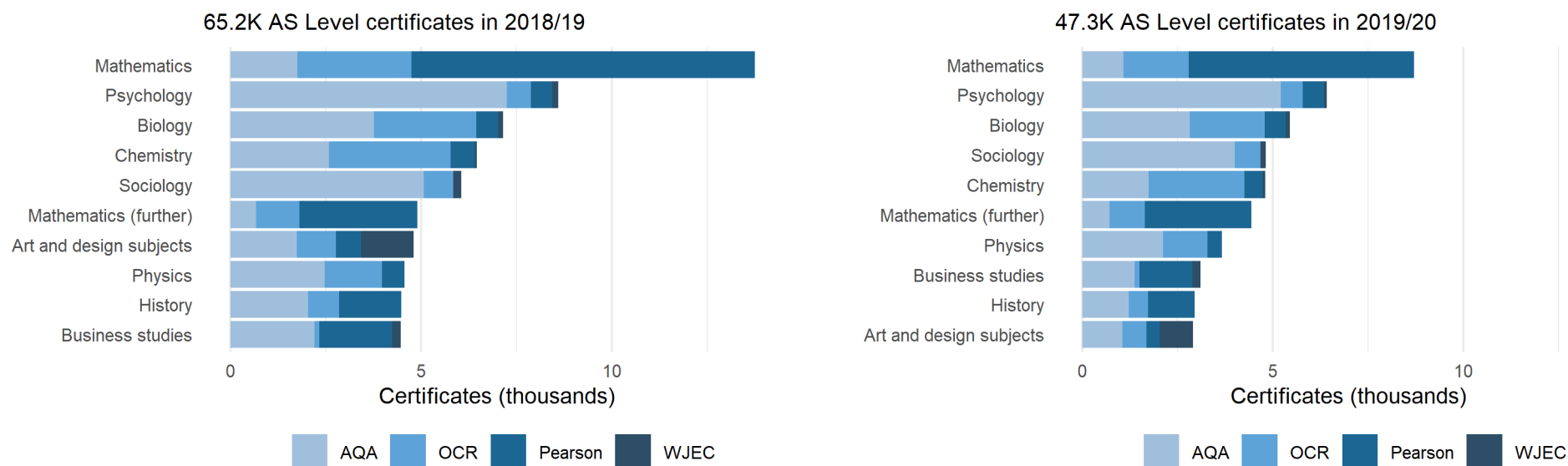


Awarding Organisation	2015/16	2016/17	2017/18	2018/19	2019/20
AQA	46.0%	46.6%	46.3%	45.4%	45.7%
OCR	23.8%	22.4%	22.7%	21.6%	21.0%
Pearson	23.7%	24.8%	24.7%	26.7%	26.7%
WJEC	6.6%	6.2%	6.3%	6.3%	6.5%

Certificates awarded in AS subjects in 2019/20

The total number of AS certificates in 2019/20 declined from 99K to 68K (down by 31%), continuing the trend seen from 2016 due to the [qualification reforms](#). There has been a decrease in the number of certificates across all top 10 highest volume AS subjects in 2019/20 compared to 2018/19. This is particularly noticeable for AS mathematics (down by 5K), psychology (down by 2.2K) and art and design studies (down by 1.9K). The proportion of AS certificates that the top 10 highest volume subjects account for has increased, consisting around 69% of all AS certificates, 3% points more than in 2018/19.

10 highest volume AS subjects

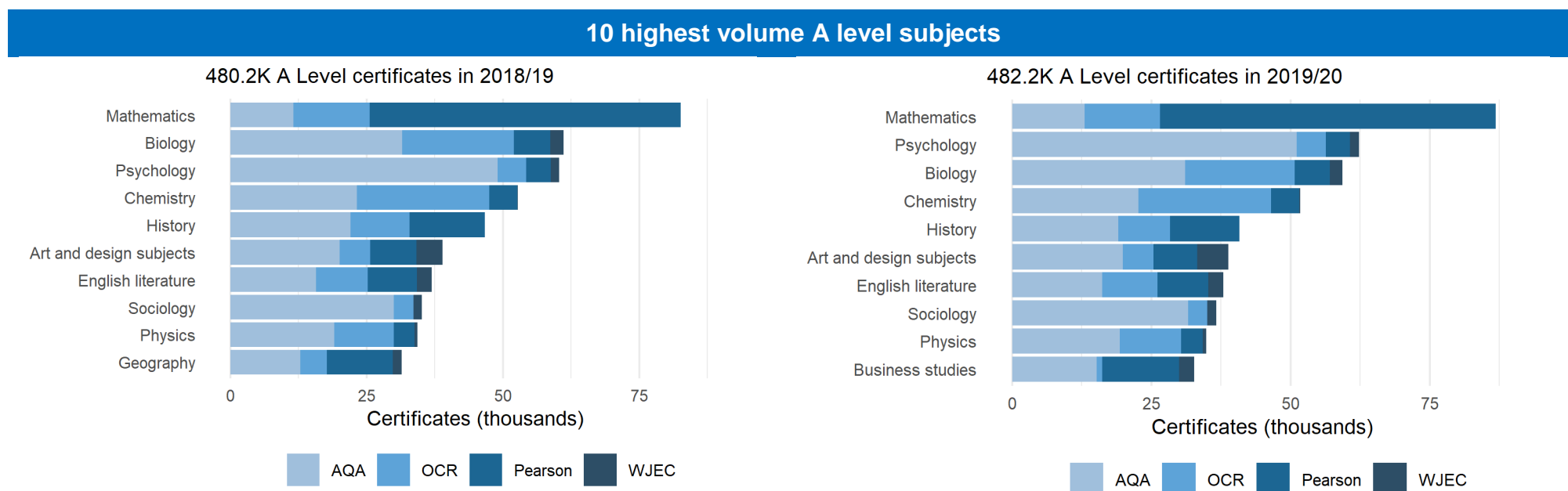


Note: The market share of awarding organisations in all AS level subjects for 2019/20 is given in the data tables accompanying this release (Table 9).

Certificates awarded in A level subjects in 2019/20

A level qualifications are typically taken at the end of year 13 by students aged 18. The total number of A level certificates has been relatively stable, with only a slight decline in the number of certificates in recent years from 720K in 2018/19 to 717K in 2019/20 (a drop of 0.5%). This is in line with the changes in [the overall number of entries for A level](#) subjects.

The top 10 highest volume subjects account for 67% of all A level certificates, the same as in 2018/19. Among the top 10 highest volume subjects history and biology subjects have seen the largest reduction in the number of certificates in 2019/20 compared to 2018/19 (down by just below 6K and 2K respectively). Mathematics and business studies subjects have seen the largest increase in the number of certificates (up by 4K and 3K respectively) in 2019/20 compared to 2018/19.



Note: The market share of awarding organisations in all A level subjects in 2019/20 is given in the data tables accompanying this release (Table 10).

Certificates awarded in vocational and other qualifications

The number of certificates in vocational and other qualifications fell by 27% between 2018/19 and 2019/20. The figure below shows the trends in the total number of certificates awarded for vocational and other qualifications for the 20 awarding organisations that reported the highest volume of certificates in 2019/20. These organisations awarded 79% of all certificates in 2019/20. Only four of these awarding organisations have seen an increase in the number of certificates issued in 2019/20 compared to 2018/19, namely OCR, AQA, WJEC and the International Baccalaureate Organisation. WJEC had the highest proportional increase in the number of certificates issued (up by 42%) in 2019/20 compared to 2018/19. This is largely due to an increase in the number of certificates for Technical Award qualifications.

Awarding organisation	Number of certificates		Percentage change in number of certificates awarded				
	2018/19	2019/20	-100%	-50%	0%	50%	100%
Pearson Education Ltd	964,400	815,190					
City and Guilds of London Institute	848,185	602,400					
NCFE	419,050	357,770					
OCR	223,440	236,120					
Highfield Qualifications	297,845	201,055					
Qualsafe Awards	216,185	145,055					
Trinity College London	236,060	140,015					
AQA Education	112,445	113,240					
First Aid Awards Ltd	120,045	92,460					
Associated Board of the Royal Schools of Music	217,955	91,985					
NOCN	136,745	84,550					
Ascentis	112,280	83,395					
Training Qualifications UK Ltd	110,315	81,545					
Cambridge Assessment English	96,890	51,845					
WJEC-CBAC	34,080	48,325					
Excellence, Achievement & Learning Limited	69,440	45,560					
University of the Arts London	46,025	45,135					
VTCT	56,830	41,590					
Gateway Qualifications Limited	53,585	40,490					
International Baccalaureate Organisation	37,615	37,750					
Other organisations	1,380,890	882,140					
Total	5,790,305	4,237,615					

City and Guilds as well as Pearson have seen the largest decline in the number of certificates (down by 246K and 149K respectively). The most significant reductions in the number of certificates were in the Vocationally-Related Qualification type, Functional Skills and Occupational Qualifications. The Associated Board of the Royal Schools of Music and Cambridge Assessment English have seen the largest proportional decline in the number of certificates (down by 58% and 46% respectively).

Vocational and other qualifications by sector subject area

The table shows the number of certificates awarded in qualifications other than GCSE, AS and A levels in each subject sector area (SSA). Each SSA represents a broad subject domain. There are [15 sector subject areas](#) in total.

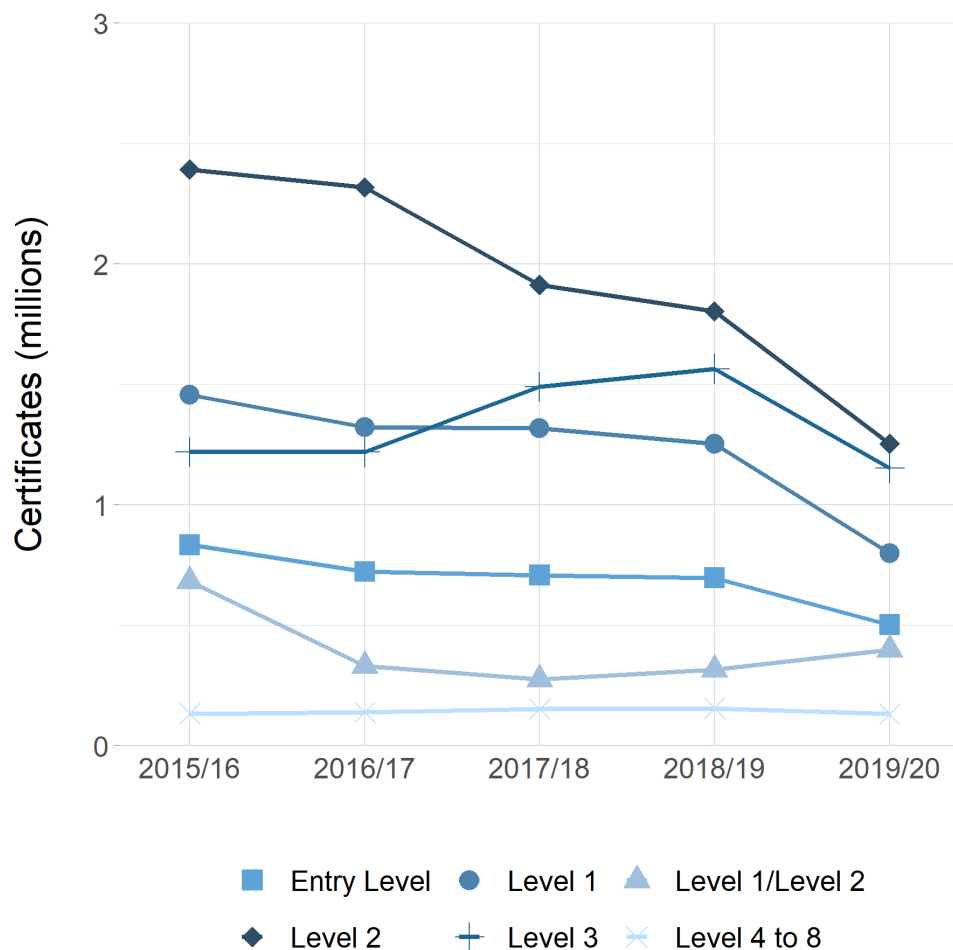
Sector subject area	Number of certificates		Percentage share	Percentage change in number of certificates awarded				Number of awarding organisations with certificates		Change in number of awarding organisations	
	2018/19	2019/20		-100%	-50%	0%	50%	100%	2018/19		2019/20
Preparation for Life and Work	1,369,110	989,160	23.3%						47	47	—
Health, Public Services and Care	1,168,700	910,595	21.5%						60	59	↓
Arts, Media and Publishing	765,970	458,845	10.8%						38	38	—
Business, Administration and Law	417,660	334,470	7.9%						75	72	↓
Leisure, Travel and Tourism	343,075	276,575	6.5%						37	37	—
Construction, Planning and the Built Environment	422,080	271,495	6.4%						34	33	↓
Retail and Commercial Enterprise	366,715	258,955	6.1%						52	52	—
Engineering and Manufacturing Technologies	301,415	218,720	5.2%						49	50	↑
Information and Communication Technology	193,660	146,350	3.5%						26	27	↑
Science and Mathematics	112,085	114,595	2.7%						14	17	↑
Languages, Literature and Culture	122,545	83,360	2.0%						16	18	↑
Education and Training	90,765	77,080	1.8%						61	62	↑
Agriculture, Horticulture and Animal Care	87,380	70,870	1.7%						29	28	↓
Social Sciences	15,830	15,615	<1%						9	10	↑
History, Philosophy and Theology	13,325	10,935	<1%						8	8	—
Total	5,790,305	4,237,615	100.0%								

Consistent with the overall reduction in the volume of certificates, most sector subject areas have seen a substantial decline. Preparation for life and work (down by 380K) and arts, media and publishing (down by 307K) have had the most notable declines in numbers of certificates awarded. The three subject areas which saw the biggest proportional decline in 2019/20 compared to 2018/19 were 1) arts, media and publishing (down by 40%), 2) construction, planning and the built environment (down by 36%) as well as 3) languages, literature and culture (down by 32%).

Only the science and mathematics subject area has seen an increase in the number of certificates (up by 2.5K). The largest increase in this sector was seen in Other General qualifications (up by 4.8K). In particular, AQA Level 3 Certificate in Mathematical Studies (up by 4.3K) and AQA Level 2 Certificate in Further Mathematics (up by 2.5K) had the largest increases in the numbers of certificates issued in 2019/20 compared to 2018/19.

Vocational and other qualifications by level

[Qualification level](#) gives an indication of the difficulty of the qualification, with higher levels being more difficult. However, the content and number of study hours can vary significantly within a qualification level.



The five-year decline in Level 1 certificates (down by 455K in 2019/20) and Level 2 certificates (down by 549K in 2019/20) reflects changes in the qualifications offered in schools. The range of qualifications which can contribute to performance tables or towards the EBacc measure have changed in response to [the Wolf Report](#). This year the decline in certificate numbers of Level 1 and Level 2 qualifications not reported in school and college [performance tables](#) was exacerbated due to the Covid-19 pandemic.

The two-year trend of the increasing numbers of Level 3 certificates has terminated in 2019/20. The number of Level 3 certificates has decreased by 412K this year compared to 2018/19. This is due to markedly reduced numbers of certificates issued for qualifications not offered in schools and colleges.

The numbers of certificates for Entry Level qualifications continue to decline. The drop in the certificate number this year was much sharper (down by 194K) compared to 2018/19.

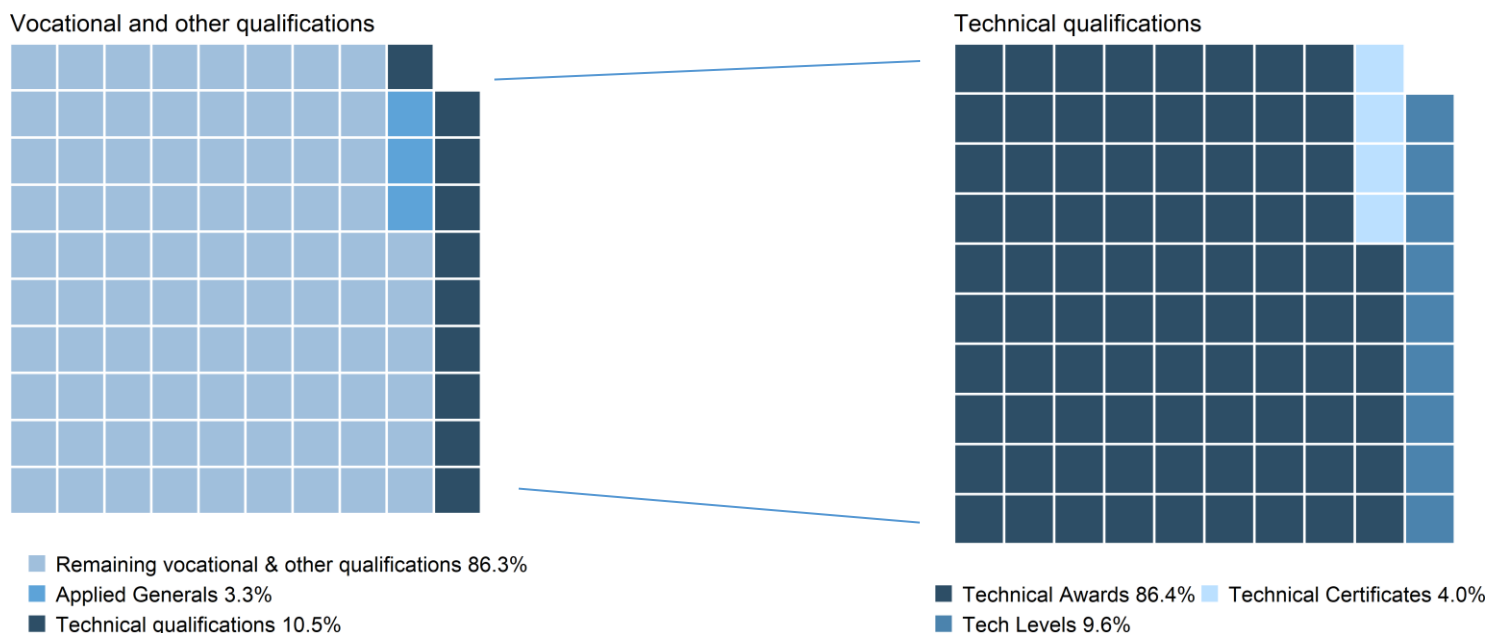
The increase in Level 1/Level 2 certificates (up by 82K) in 2019/20 is likely due to an introduction of several new qualifications in 2018/19 and 2019/20, as well as continuing increase in the uptake of qualifications reported in school and college [performance tables](#).

The continuing trend of the increasing numbers of certificates in Levels 4 to 8 has also terminated this year. The number of certificates has decreased by 24K in 2019/20 compared to 2018/19.

In focus: Technical and Applied General qualifications

Technical and Applied General qualifications are designated as such according to Department for Education criteria and can count towards school and college [performance tables](#). The purpose of Technical Qualifications is to equip students with applied knowledge and associated practical skills not usually associated with general qualifications. Applied General qualifications are for students who want to continue their education through applied learning and offer a progression route to employment or higher education. The volume of Technical and Applied General qualifications certificates was at 11% and 3% of the Vocational and other qualifications certificates respectively in 2019/20.

Market share of Technical and Applied General qualifications

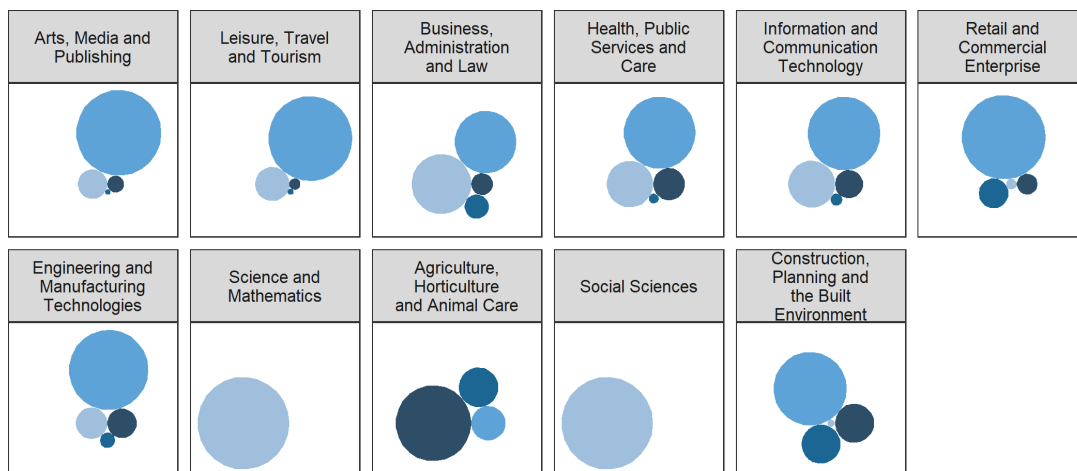


The 582K Technical and Applied General qualifications certificates awarded in 2019/20 comprised:

- 139K certificates of Applied General qualifications. They are all Level 3 qualifications aimed at post-16 learners.
- 443K Technical qualifications certificates which can be further broken down into:
 - 383K certificates of Technical Awards: these are designed for study at key stage 4 (14 to 16-year olds) and require the same or more guided learning hours as a GCSE. These are Level 1, Level 2 or Level 1/ Level 2 qualifications.
 - 18K certificates of Technical Certificates: these are designed for study at key stage 5 (16 to 19 year old) and are intended for students who wish to specialise in a specific industry or prepare for a particular job. They are Level 2 qualifications.
 - 43K certificates of Tech Levels, which are also designed for study at key stage 5. These are Level 3 qualifications.

Technical and Applied General qualifications by sector subject area

Different sector subject areas have a different mix of technical qualifications. For instance, the arts, media and publishing sector is dominated by Technical Awards, whereas social sciences comprises entirely of Applied General qualifications.



There was an increase in the number of certificates in Technical and Applied General qualifications across most sector subject areas in 2019/20 compared to 2018/19.

Only business, administration and law (down by 0.3%), information and communication technology (down by 16%), construction, planning and the built environment (down by 53%) and preparation for life and work (no certificates issued) saw a decrease in the number of certificates. This is mainly due to a change in eligibility in [performance table](#) qualifications and the impact of the Covid-19 pandemic.

■ Applied Generals
 ■ Technical Awards
 ■ Technical Certificates
 ■ Tech Levels

Number of certificates in Technical and Applied General qualifications by sector subject area

Sector subject area	Certificates 2019/20				Total certificates		Percentage change in number of certificates 2018/19 to 2019/20					
	Applied	Tech	Technical	Technical	2018/19	2019/20	-100%	-50%	0%	50%	100%	
	Generals	Levels	Awards	Certificates								
Arts, Media and Publishing	12,130	3,975	101,505	405	89,400	118,020						
Leisure, Travel and Tourism	14,525	1,605	89,170	465	91,935	105,770						
Business, Administration and Law	41,065	5,515	44,430	6,700	97,965	97,710						
Health, Public Services and Care	24,415	11,605	58,635	1,080	86,605	95,730						
Information and Communication Technology	12,405	4,490	30,355	800	57,205	48,055						
Retail and Commercial Enterprise	455	1,685	27,800	3,490	31,540	33,430						
Engineering and Manufacturing Technologies	3,815	3,340	24,515	890	29,195	32,565						
Science and Mathematics	19,445	0	0	0	17,080	19,445						
Agriculture, Horticulture and Animal Care	0	8,995	1,845	2,470	9,440	13,310						
Social Sciences	10,610	0	0	0	9,750	10,610						
Construction, Planning and the Built Environment	45	1,285	4,520	1,275	15,030	7,125						
Preparation for Life and Work	0	0	0	0	19,690	0						
Total	138,915	42,500	382,780	17,575	554,835	581,770						

Technical and Applied General qualifications by awarding organisation

Awarding organisation	Certificates 2019/20				Total certificates		Percentage share in 2019/20	Percentage change in number of certificates 2018/19 to 2019/20				
	Applied	Tech	Technical	Technical	2018/19	2019/20		-100%	-50%	0%	50%	100%
	Generals	Levels	Awards	Certificates								
Pearson Education Ltd	97,330	9,670	192,405	2,460	299,145	301,865	51.9%					
OCR	15,950	6,075	127,240	1,135	97,225	150,400	25.9%					
WJEC-CBAC	11,575	0	29,385	0	26,860	40,960	7.0%					
NCFE	195	10,080	23,040	405	41,095	33,720	5.8%					
City and Guilds of London Institute	0	7,900	1,270	6,810	12,335	15,980	2.7%					
Association of Accounting Technicians	0	5,390	0	5,815	18,755	11,200	1.9%					
The London Institute of Banking & Finance	8,970	0	0	0	28,130	8,970	1.5%					
AQA Education	4,495	1,000	985	0	7,010	6,480	1.1%					
RSL Awards Ltd	0	1,040	5,330	0	4,910	6,375	1.1%					
VTCT	55	545	1,895	570	4,300	3,065	<1%					
Excellence, Achievement & Learning Limited	0	85	540	175	580	800	<1%					
The Institute of the Motor Industry	0	20	475	90	785	580	<1%					
AIM Qualifications	0	530	0	0	0	530	<1%					
University of the Arts London	335	0	0	0	160	335	<1%					
Active IQ	0	170	0	120	315	285	<1%					
Skills and Education Group Awards	0	0	210	0	80	210	<1%					
1st4sport Qualifications	10	0	0	0	255	10	<1%					
The Learning Machine	0	0	0	0	5,980	0	0%					
NOCN	0	0	0	0	6,920	0	0%					
Total	138,915	42,500	382,780	17,575	554,835	581,770	100.0%					

Overall there was an increase of 5% in the number of certificates awarded in Technical and Applied General qualifications in 2019/20 compared to 2018/19. The largest proportion of this increase was due to a rise in the number of certificates awarded by OCR and WJEC.

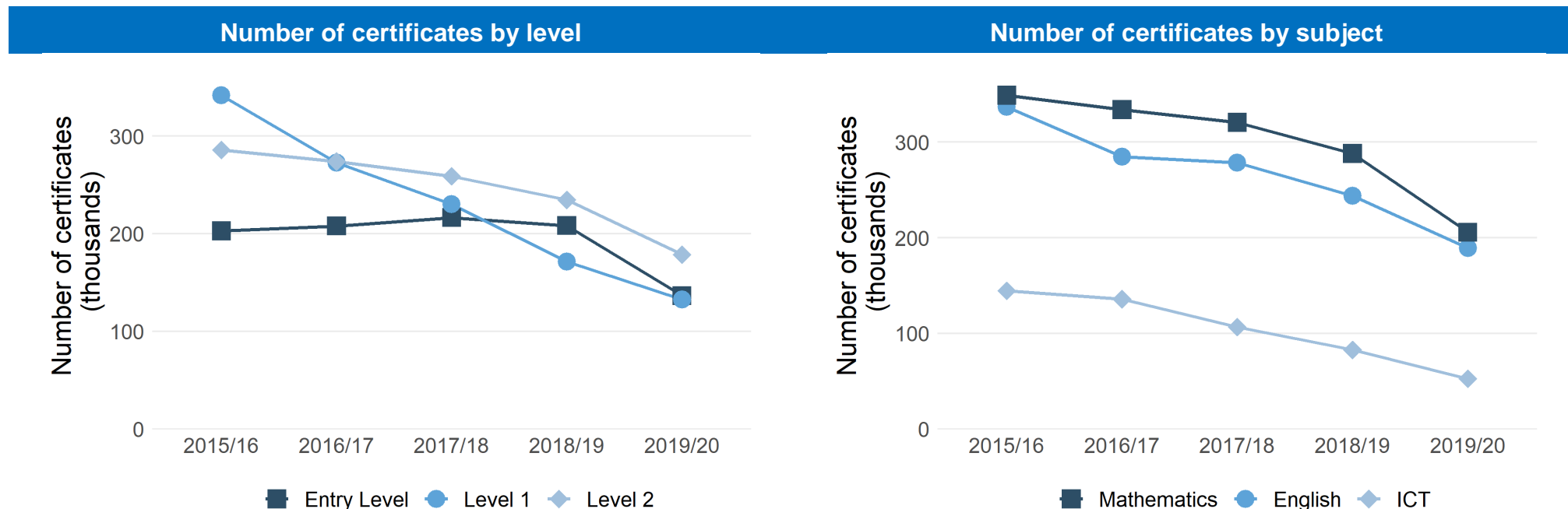
Pearson was the single largest provider of Applied General and Technical Awards due to its Level 3 Applied General and Level 1/Level 2 Technical BTEC qualifications. City and Guilds dominated the Technical Certificate market. NCFE was the largest provider of Tech Levels.

The London Institute of Banking & Finance saw the largest drop (by 19K) in the number of Technical and Applied General certificates issued in 2019/20. NOCN and The Learning Machine saw the largest proportional drop in the number of certificates, as they did not issue any Technical or Applied General certificates in 2019/20. All three awarding organisations were affected due to a change in eligibility in [performance table](#) qualifications in 2019/20.

Note: the percentage change for Aim Qualifications, University of the Arts London and Skills and Education Group Awards was greater than the range on the chart and have therefore been restricted to 100% to aid better interpretation of the rest of the chart.

In focus: Functional Skills qualifications

Functional Skills are the fundamental and applied skills that help people to get the most from everyday life, education and work. Functional Skills qualifications are available in English, mathematics and ICT at the following levels: Entry level, Level 1 and Level 2.



The overall number of certificates awarded in Functional Skills qualifications has reduced by 27% (167K) in 2019/20 compared to 2018/19, continuing the downward trend seen over the last years. There was a decline in the number of certificates across all levels and all subjects in 2019/20 compared to 2018/19. The largest decrease in the number of certificates was in Entry Level qualifications, down by 72K. The number of certificates in Functional Skills qualifications in Mathematics decreased the most (down by 82K) compared to the remaining subjects.

Functional Skills qualifications by awarding organisation

Most awarding organisations awarded fewer certificates in Functional Skills qualifications in comparison to 2018/19.

Only Highfield Qualifications and Future (Awards and Qualifications) saw an increase in the number of certificates awarded (up by 150 and 40 respectively) in 2019/20 compared to 2018/19.

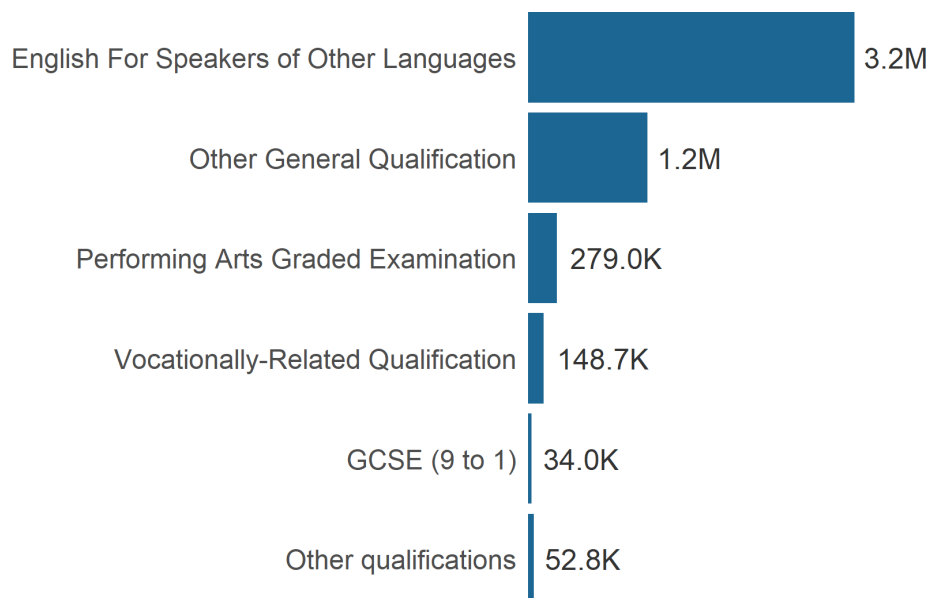
City and Guilds, Pearson and OCR saw the largest decrease in the number of certificates awarded for Functional Skill qualifications (down by 69K, 56K and 17K respectively). Gateway Qualifications, has seen the largest proportional decrease in certificate numbers in 2019/20 compared to 2018/19 (down by 95%). 1st4sport issued no certificates for Functional Skills qualifications this year. AIM Qualifications and Ascentis had no Functional Skills qualifications available to certificate in 2019/20.

Awarding organisation	2018/19		2019/20		Percentage change in number of certificates awarded				
	N	%	N	%	-100%	-50%	0%	50%	100%
Pearson Education Ltd	246,705	40.2%	190,995	42.7%					
City and Guilds of London Institute	235,065	38.3%	165,770	37.0%					
NCFE	44,665	7.3%	36,585	8.2%					
AQA Education	16,515	2.7%	15,785	3.5%					
OCR	31,240	5.1%	14,620	3.3%					
Skillsfirst Awards Ltd	12,900	2.1%	6,825	1.5%					
Highfield Qualifications	6,225	1.0%	6,370	1.4%					
NOCN	9,860	1.6%	5,980	1.3%					
Excellence, Achievement & Learning Limited	3,985	<1%	1,870	<1%					
Open Awards	1,855	<1%	1,425	<1%					
SFJ Awards	2,205	<1%	1,200	<1%					
Future (Awards and Qualifications) Ltd	100	<1%	135	<1%					
Gateway Qualifications Limited	2,535	<1%	120	<1%					
1st4sport Qualifications	65	<1%	0	0%					
AIM Qualifications	5	<1%	0	0%					
Ascentis	360	<1%	0	0%					
Total	614,290	100.0%	447,680	100.0%					

International certifications

Ofqual-regulated awarding organisations offer a wide selection of regulated qualifications outside the UK. In April 2019 Ofqual introduced [a new requirement](#) for awarding organisations to provide certification data for delivery of regulated qualifications outside the UK. This data was collected for the first time for the academic year 2019/2020. In total 4.89m certificates were issued over this period for over 2.6K different qualifications.

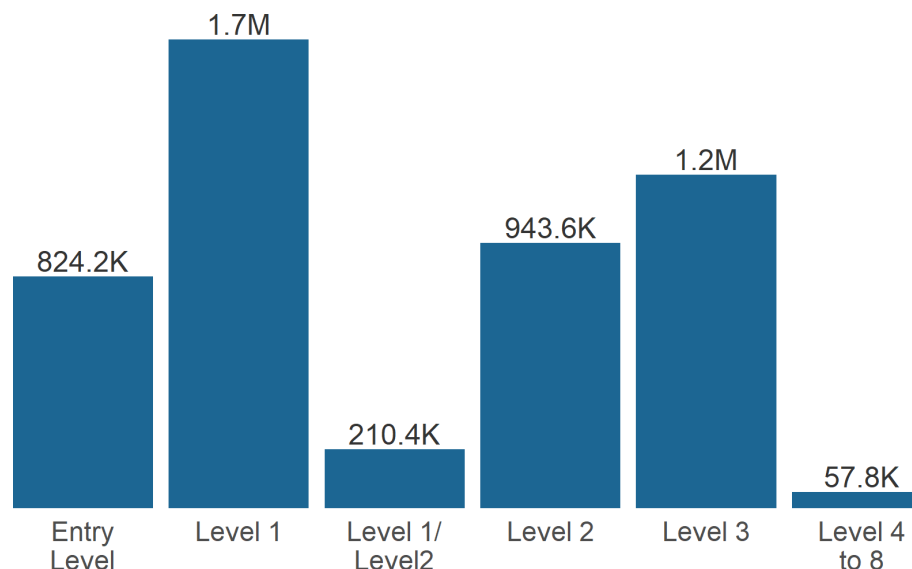
Number of certificates by qualification type



The top 5 highest volume qualification types accounted for 99% of all certificates issued outside UK. English for Speakers of Other Languages had the highest number of certificates issued, followed by Other General Qualifications and Performing Arts Graded Examination.

In total 107 Ofqual-regulated awarding organisations issued certificates for qualifications outside of the UK in 2019/20. The 10 awarding organisations that reported the highest volume of all non-UK certificates in 2019/20 awarded over 96% of all certificates.

Number of certificates by qualification level



Level 1 qualifications had the highest number of certificates issued in 2019/20 outside the UK, accounting for 34% of the non-UK total.



© Crown Copyright 2021

This publication is licensed under the terms of the Open Government Licence v3.0 except where otherwise stated.

To view this licence, visit

www.nationalarchives.gov.uk/doc/open-government-licence/

or write to

Information Policy Team, The National Archives, Kew, London TW9 4DU

Published by:

ofqual

Earlsdon Park
53-55 Butts Road
Coventry
CV1 3BH

0300 303 3344

public.enquiries@ofqual.gov.uk

www.gov.uk/ofqual

February 2021

Ofqual/21/6746/1