

Official Statistics Release

Policy area:	Children's social care inspections and outcomes
Theme:	Education, children's services and skills
Published on:	8 March 2012
Coverage:	England
Period covered:	1 October 2011 to 31 December 2011
Status:	PROVISIONAL
Issued by:	Office for Standards in Education, Children's Services and Skills (Ofsted) Aviation House 125 Kingsway London WC2B 6SE
Responsible director:	John Goldup
Statistician:	Adam King
Public enquiries:	enquiries@ofsted.gov.uk
Press enquiries:	pressenquiries@ofsted.gov.uk
Link to official statistics release web page:	www.ofsted.gov.uk/resources/official-statistics-children%E2%80%99s-social-care-inspections-and-outcomes
Publication medium:	Ofsted website
Publication frequency:	Quarterly
Next publication date:	7 June 2012

Contents

Introduction	4
Key findings	4
Methodology	7
Chart 1: Overall effectiveness of children’s homes inspected from 1 April 2007 to date, by financial year (provisional)	8
Chart 2: Overall effectiveness of children’s homes inspected between 1 April 2007 and 31 December 2011 by quarter of the year (provisional)	9
Table 1: Number of children’s social care inspections carried out between 1 October 2011 and 31 December 2011, by inspection type (provisional)	10
Table 2: Overall effectiveness children’s social care providers at full inspections between 1 October 2011 and 31 December 2011 (provisional)	11
Table 3a: Full inspection outcomes of children's homes (excluding secure children’s homes and residential special schools caring for pupils for more than 295 days per year) inspected between 1 October 2011 and 31 December 2011 (provisional).....	12
Table 3b: Full inspection outcomes of secure children’s homes inspected between 1 October 2011 and 31 December 2011 (provisional).....	13
Table 3c: Full inspection outcomes of residential special schools caring for pupils for more than 295 days per year inspected between 1 October 2011 and 31 December 2011 (provisional)	14
Table 3d: Interim inspection outcomes of all children’s homes inspected between 1 October 2011 and 31 December 2011 (provisional).....	15
Table 3e: Inspection outcomes of local authority fostering services inspected between 1 October 2011 and 31 December 2011 (provisional)	16
Table 3f: Inspection outcomes of independent fostering services inspected between 1 October 2011 and 31 December 2011 (provisional).....	17
Table 3g: Inspection outcomes of local authority adoption agencies inspected between 1 October 2011 and 31 December 2011 (provisional)	18

Table 3h: Inspection outcomes of voluntary adoption agencies inspected between 1 October 2011 and 31 December 2011 (provisional).....	19
Table 3i: Inspection outcomes of residential family centres inspected between 1 October 2011 and 31 December 2011 (provisional)	20
Table 3j: Inspection outcomes of residential special schools inspected between 1 October 2011 and 31 December 2011 (provisional)	21
Table 3k: Inspection outcomes of boarding schools inspected between 1 October 2011 and 31 December 2011 (provisional).....	22
Table 3l: Inspection outcomes of further education colleges with residential accommodation inspected between 1 October 2011 and 31 December 2011 (provisional)	23
Map 1: Children's homes receiving a good or better overall effectiveness judgement at full inspection, by former Government Office Region, since 1 April 2011	24
Map 2: Children's homes receiving a satisfactory or lower overall effectiveness judgement at full inspection, by former Government Office Region, since 1 April 2011	25
Glossary	26

Introduction

This official statistics release reports on children's social care inspections that occurred between 1 October and 31 December 2011 under the Children Act 1989 or the Care Standards Act 2000. These statistics are based on provisional data and are subject to change. Ofsted will release final statistics for this period on 7 June 2012.

Key findings

Inspections and outcomes of children's homes

- The period 1 October to 31 December 2011 is the third quarter since the introduction of the new Ofsted framework for inspection of children's homes. Provisional statistics indicate there were 708 full inspections of children's homes during this period.
- Thirty-two per cent of these homes were outstanding for their *Overall effectiveness*, an increase of 6 percentage points compared to final data for the second quarter of the new framework. Between October and December, 228 children's homes (32%) were outstanding, 374 (53%) good, 96 (14%) satisfactory and 10 (1%) were inadequate.
- *Outcomes for children and young people* and *Equality and diversity* received the highest level of good or better inspection judgements: 87% for both outcomes.
- The *quality of care* was outstanding in 46% of homes.
- In 34% of homes the judgement for *Safeguarding of children and young people* was outstanding. This represents a five percentage points increase compared to the second quarter of the framework.
- *Leadership and management* was the weakest of the sub-judgements, with 20% of homes found to be either satisfactory (18%), or inadequate (2%), in this regard.
- There is regional variation in the profile of *Overall effectiveness* judgements for the October to December quarter with regard to full children's homes inspections when compared across the nine former Government Office Regions. While 38% of children's homes in the North West and the West Midlands were outstanding, only 14% in the North East and 15% in the South West were outstanding. At the opposite end of the judgments scale, three regions (North West, Yorkshire & the Humber and East Midlands) did not have any inadequate children's homes. Mapping of the cumulative children's homes inspection outcomes across regions from April 2011 can be found within this statistical release.
- A feature of the October to December quarter of the year was the volume of interim inspections of progress made by children's homes compared to their previous full inspection under the new inspection framework that began on 1 April 2011. There were 178 interim inspections of progress in children's homes between 1 October and 31 December quarter of the year. Of these, 103 (58%) were judged to have made good progress and 53 (30%) satisfactory progress. However, 11 (6%) children's homes had made inadequate progress

and a further 11 (6%) did not receive an inspection judgement. The latter occurs when children are not accommodated in the children's home at the time of inspection.

- There were forty full inspections of residential special schools that have a children's home registration due to providing accommodation for children in their care for more than 295 days per year. Thirty-nine were good or better for *Overall effectiveness* with the remaining one satisfactory.
- There were four full inspections of secure children's homes during the 1 October to 31 December 2011. Three were good overall and one satisfactory.

Inspections and outcomes of other social care provision

- Twenty three inspections of independent fostering agencies took place during the October to December quarter. Nine were outstanding; twelve were good; one satisfactory and one inadequate.
- Three boarding schools were inspected during the period 1 October to 31 December 2011 for the *Overall effectiveness* of care provided. Two were good and one inadequate.
- Twenty two residential special schools were inspected during the period 1 October to 31 December 2011. Sixteen were outstanding, and six were good. These schools are residential special schools that are not registered as children's homes.
- Four further education colleges providing residential accommodation were inspected in this quarter of the year. Three were outstanding and one inadequate for *Overall effectiveness*.

Impact of revisions on key findings of previous release

- Final data covering the period 1 July to 30 September 2011 have been released and can be found on the Ofsted website: www.ofsted.gov.uk/resources/official-statistics-children%E2%80%99s-social-care-inspections-and-outcomes
- The revision of statistics relating to the 1 July to 30 September 2011 quarter from 'provisional' to 'final' status includes inspection outcomes relating to a further 99 social care full inspections in total. These consist of an additional: 74 children's homes including residential special schools registered as children's homes; 16 residential special schools inspected for their care of children; five independent fostering agencies; two local authority fostering agencies; one local authority adoption agency and one boarding school.
- The main changes to the key findings of the previous release are listed below.

There were 608 full inspections of children's homes during the 1 July to 30 September 2011 quarter. The original published figure was 555 and therefore an additional 53 children's homes inspection reports for full inspections that took place in this period have been published since 31 October 2011.

An additional 40 children's homes received good or better full inspection outcomes for their *Overall effectiveness*. There were, however, minor changes to the grade profile in terms of the good and outstanding judgements. The revised percentage for outstanding judgements was 1 percentage point higher (26%) and the good judgements were one percentage point lower (54%). Revised inadequate children's homes settings showed no change, at two per cent.

An Ofsted data cleanse process identified a number of residential special schools that are registered as children's homes due to their provision of residential accommodation for more than 295 days per year. These schools were always inspected as children's homes, but they have now been identified as residential special schools as well. Final data for the second quarter of the year highlighted an additional 21 inspections of these settings. The most notable change from the outcomes of this greater volume of inspections for this provision type was that two special schools providing care for this period of the year were judged satisfactory and one inadequate. None of the eight inspections shown by provisional statistics had been judged satisfactory or inadequate.

The additional 16 residential special schools that were inspected for their care of children during the July to September quarter included one satisfactory and one inadequate judgement.

Methodology

The data in the release are from inspections undertaken between 1 October 2011 and 31 December 2011.

Statistics relating to inspections in the most recent quarter are provisional and include inspections in the period where the inspection report was published within one month of the end of the quarter. If an inspection report is published later than one month after the end of the quarter in which the inspection took place, that inspection will be included in the final release of the statistics. Inspections and outcomes of provider settings that are not currently active are included in this statistical release and are reflected in the underlying data within the comma separated values (csv) and Excel files as 'resigned'. Revisions are published in line with Ofsted's revisions policy for official statistics. For more information about the policy, please visit the Ofsted website or access the policy via the following link: <http://www.ofsted.gov.uk/resources/statistical-notice-ofsted-revisions-policy-for-official-statistics>

For more information on how Ofsted regulates and inspects children's social care, please go to the Ofsted website: www.ofsted.gov.uk/Ofsted-home/Forms-and-guidance/Browse-all-by/Care-and-local-services/Children-s-social-care

Please note that Ofsted has not inspected local authority private fostering services between 1 October and 31 December 2011. These inspections are conducted at the decision of the Secretary of State. Ofsted has agreed with the Secretary of State that it will inspect a further 12 private fostering services in 2012/13.

In its inspection of social care services, Ofsted must take account of national minimum standards published by government. All Ofsted inspection of adoption and fostering agencies since 1 April 2011 took account of new national minimum standards in the inspection framework. Inspection outcomes from 1 April 2011 may not therefore be directly comparable with those where previous national minimum standards applied.

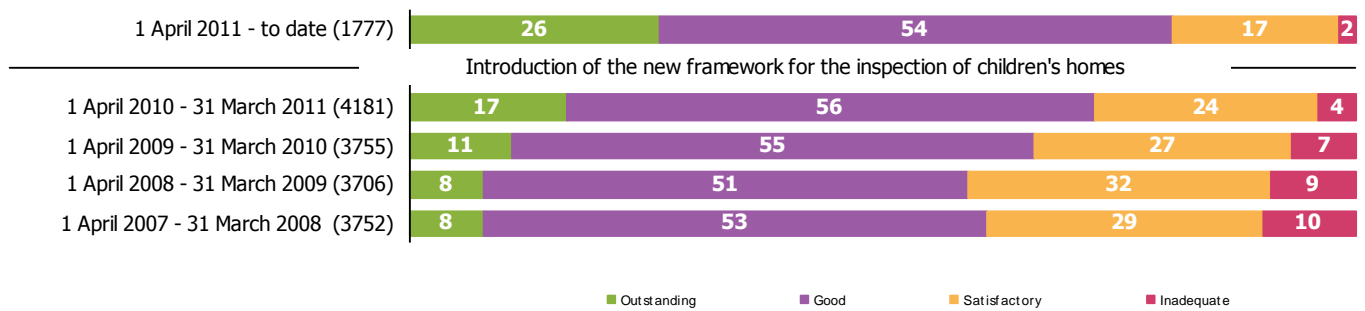
Where possible Ofsted integrates inspection of education in boarding schools and residential special schools with inspection of care. Where such an integrated inspection has happened, for technical reasons the outcomes of the care inspection is not included in this release. We will review our methodology to determine how to include these inspection outcomes in official statistics releases in future.

Additional information

All the tables and charts shown in this release, along with additional analysis by month and at regional and local authority level, are available in Excel format on the Ofsted website in the same location as this document. Underlying data are also available in Excel and csv formats.

Chart 1: Overall effectiveness of children's homes inspected from 1 April 2007 to date, by financial year (provisional)^{1 2 3}

Percentages of children's homes

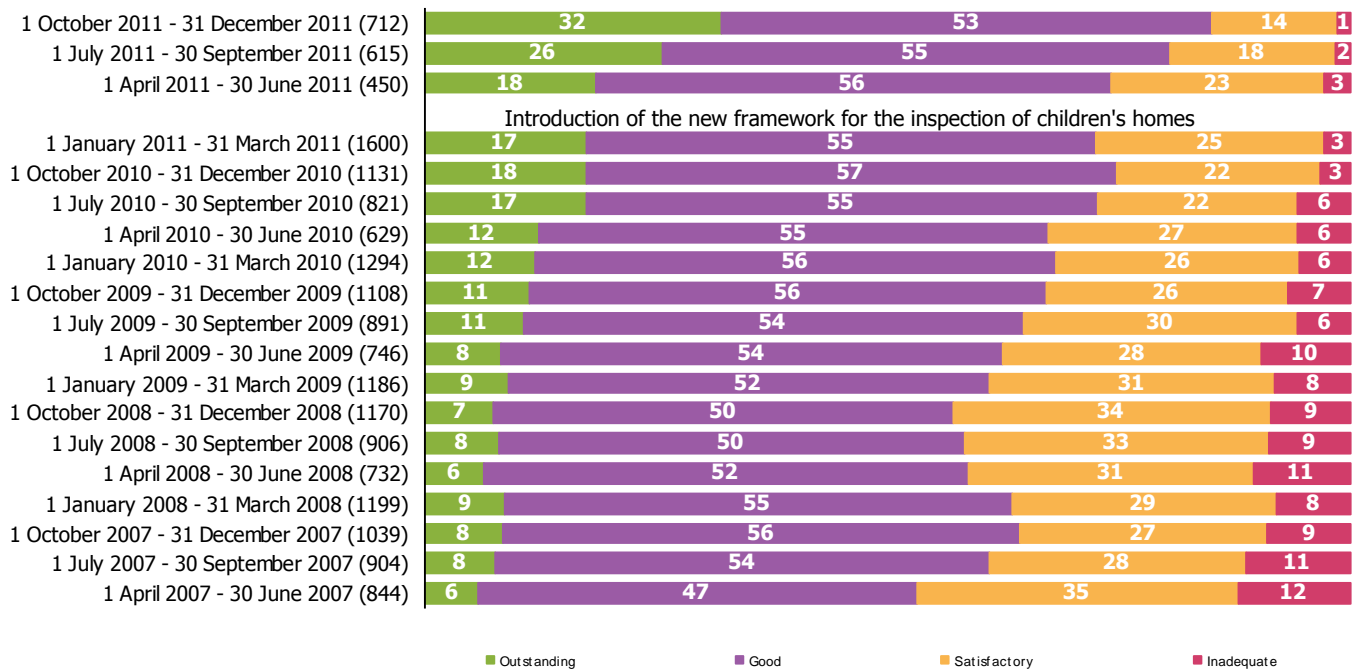


Source: Ofsted inspections

1. Percentages are rounded and may not add to exactly 100.
2. Children's homes exclude residential special schools that care for pupils for more than 295 days per year and are therefore registered as children's homes.
3. Inspections since the inspection framework change on 1 April 2011 include only full inspections, inspections prior to 1 April 2011 include both interim and full inspection.

Chart 2: Overall effectiveness of children’s homes inspected between 1 April 2007 and 31 December 2011 by quarter of the year (provisional)^{1 2 3}

Percentage of children’s homes



Source: Ofsted inspections

1. Percentages are rounded and may not add to exactly 100.
2. Children's homes exclude residential special schools that care for pupils for more than 295 days per year and are therefore registered as children's homes.
3. Inspections since the inspection framework change on 1 April 2011 include only full inspections, inspections prior to 1 April 2011 include both interim and full inspection.

Table 1: Number of children’s social care inspections carried out between 1 October 2011 and 31 December 2011, by inspection type (provisional)

Provider type	Total number inspected	Inspection type	
		Full Inspection	Interim Inspection
Children's homes	935	752	183
Children's homes	886	708	178
Secure children's homes	7	4	3
Residential special schools ¹	42	40	2
Secure training centres	2	2	0
Fostering services	40	40	0
Local authority fostering services	17	17	0
Independent fostering services	23	23	0
Adoption agencies	9	9	0
Local authority adoption agencies	6	6	0
Voluntary adoption agencies	3	3	0
Adoption support agencies	1	1	0
Residential family centres	3	3	0
Residential special schools	22	22	0
Boarding schools	3	3	0
Further education colleges with residential accommodation	4	4	0

Source: Ofsted inspections

1. Residential schools that care for pupils for more than 295 days per year must register as children’s homes.

Table 2: Overall effectiveness children's social care providers at full inspections between 1 October 2011 and 31 December 2011 (provisional)

Provider Type	Total number inspected	Overall effectiveness			
		Outstanding	Good	Satisfactory	Inadequate
Children's homes	752	249	395	98	10
Children's homes	708	228	374	96	10
Secure children's homes	4	0	3	1	0
Residential special schools ¹	40	21	18	1	0
Secure training centres	2	1	1	0	0
Fostering services	40	14	22	3	1
Local authority fostering services	17	5	10	2	0
Independent fostering services	23	9	12	1	1
Adoption agencies	9	4	5	1	0
Local authority adoption agencies	6	1	4	1	0
Voluntary adoption agencies	3	2	1	0	0
Adoption support agencies	1	1	0	0	0
Residential family centres	3	3	0	0	0
Residential special schools	22	16	6	0	0
Boarding schools	3	0	2	0	1
Further education colleges with residential accommodation	4	3	0	0	1

Source: Ofsted inspections

1. Residential schools that care for pupils for more than 295 days per year must register as children's homes.

Table 3a: Full inspection outcomes of children's homes (excluding secure children's homes and residential special schools caring for pupils for more than 295 days per year) inspected between 1 October 2011 and 31 December 2011 (provisional)^{1 2}

	Total number inspected	Outstanding		Good		Satisfactory		Inadequate	
		Number	%	Number	%	Number	%	Number	%
Overall effectiveness	708	228	32	374	53	96	14	10	1
Outcomes for children and young people	708	295	42	317	45	90	13	6	1
Quality of care	708	325	46	286	40	91	13	6	1
Safeguarding children and young people	708	242	34	353	50	103	15	10	1
Leadership and management	708	214	30	353	50	127	18	14	2
Equality and diversity	708	230	32	391	55	83	12	4	1

Source: Ofsted inspections

1. These figures include children's homes run by the local authority, and those that are run by private, independent or voluntary organisations located in the local authority area.

2. Percentages are rounded and may not add to exactly 100.

Table 3b: Full inspection outcomes of secure children’s homes inspected between 1 October 2011 and 31 December 2011 (provisional)¹

	Total number inspected	Outstanding	Good	Satisfactory	Inadequate
Overall effectiveness	4	0	3	1	0
Outcomes for children and young people	4	0	3	1	0
Quality of care	4	0	3	1	0
Safeguarding children and young people	4	0	3	1	0
Leadership and management	4	0	3	1	0
Equality and diversity	4	0	3	1	0

Source: Ofsted inspections

1. These figures include those secure children's homes figures run by the local authority, and those that are run by private, independent or voluntary organisations located in the local authority area.

Table 3c: Full inspection outcomes of residential special schools caring for pupils for more than 295 days per year inspected between 1 October 2011 and 31 December 2011 (provisional)^{1,2}

	Total number inspected	Outstanding	Good	Satisfactory	Inadequate
Overall effectiveness	40	21	18	1	0
Outcomes for children and young people	40	24	15	1	0
Quality of care	40	25	13	2	0
Safeguarding children and young people	40	21	16	3	0
Leadership and management	40	20	16	4	0
Equality and diversity	40	19	20	1	0

Source: Ofsted inspections

1. Residential special schools that care for pupils for more than 295 days per year must register as children's homes.

2. These figures include those schools run by the local authority, and those that are run by private, independent or voluntary organisations located in the local authority area.

Table 3d: Interim inspection outcomes of all children’s homes inspected between 1 October 2011 and 31 December 2011 (provisional)^{1 2 3}

	Total number inspected	Good progress		Satisfactory progress		Inadequate progress		Not judged ⁴	
		Number	%	Number	%	Number	%	Number	%
Children's home	183	107	58	54	30	11	6	11	6
Children's home	178	103	58	53	30	11	6	11	6
Secure children's home	3	2		1		0		0	
Residential special school ⁵	2	2		0		0		0	

Source: Ofsted inspections

1. These figures include homes run by the local authority, and those that are run by private, independent or voluntary organisations located in the local authority area.
2. At an interim inspection, progress is judged based on requirements and recommendations made following the last full inspection.
3. Percentages are rounded and may not add to exactly 100.
4. Children’s homes not accommodating children at the time of their interim inspection received no judgement.
5. Residential special schools that care for pupils for more than 295 days per year must register as children’s homes.

Table 3e: Inspection outcomes of local authority fostering services inspected between 1 October 2011 and 31 December 2011 (provisional)

	Total number inspected	Outstanding	Good	Satisfactory	Inadequate
Overall effectiveness	17	5	10	2	0
Helping children to be healthy	17	8	9	0	0
Protecting children from harm or neglect and helping them stay safe	17	7	10	0	0
Helping children achieve well and enjoy what they do	17	8	7	2	0
Helping children make a positive contribution	17	8	8	1	0
Achieving economic wellbeing	17	7	7	3	0
Organisation	17	5	10	2	0

Source: Ofsted inspections

Table 3f: Inspection outcomes of independent fostering services inspected between 1 October 2011 and 31 December 2011 (provisional)

	Total number inspected	Outstanding	Good	Satisfactory	Inadequate
Overall effectiveness	23	9	12	1	1
Helping children to be healthy	23	13	8	2	0
Protecting children from harm or neglect and helping them stay safe	23	11	11	0	1
Helping children achieve well and enjoy what they do	23	20	3	0	0
Helping children make a positive contribution	23	14	9	0	0
Achieving economic wellbeing	23	8	15	0	0
Organisation	23	9	12	1	1

Source: Ofsted inspections

Table 3g: Inspection outcomes of local authority adoption agencies inspected between 1 October 2011 and 31 December 2011 (provisional)

	Total number inspected	Outstanding	Good	Satisfactory	Inadequate
Overall effectiveness	6	1	4	1	0
Protecting children from harm or neglect and helping them stay safe	6	1	5	0	0
Helping children achieve well and enjoy what they do	6	2	4	0	0
Helping children make a positive contribution	6	2	4	0	0
Organisation	6	1	4	1	0

Source: Ofsted inspections

Table 3h: Inspection outcomes of voluntary adoption agencies inspected between 1 October 2011 and 31 December 2011 (provisional)

	Total number inspected	Outstanding	Good	Satisfactory	Inadequate
Overall effectiveness	3	2	1	0	0
Protecting children from harm or neglect and helping them stay safe	3	2	1	0	0
Helping children achieve well and enjoy what they do	3	2	1	0	0
Helping children make a positive contribution	3	1	2	0	0
Organisation	3	2	1	0	0

Source: Ofsted inspections

Table 3i: Inspection outcomes of residential family centres inspected between 1 October 2011 and 31 December 2011 (provisional)

	Total number inspected	Outstanding	Good	Satisfactory	Inadequate
Overall effectiveness	3	3	0	0	0
Helping children to be healthy	3	3	0	0	0
Protecting children from harm or neglect and helping them stay safe	3	3	0	0	0
Helping children make a positive contribution	3	3	0	0	0
Achieving economic wellbeing	3	1	2	0	0
Organisation	3	3	0	0	0

Source: Ofsted inspections

Table 3j: Inspection outcomes of residential special schools inspected between 1 October 2011 and 31 December 2011 (provisional)^{1 2}

	Total number inspected	Outstanding	Good	Satisfactory	Inadequate
Overall effectiveness	22	16	6	0	0
Outcomes for residential pupils	22	17	5	0	0
Quality of residential provision and care	22	14	8	0	0
Residential pupils' safety	22	16	5	1	0
Leadership and management of the residential provision	22	13	9	0	0

Source: Ofsted inspections

1. These are residential special schools that are *not* registered as children's homes.

2. These data refer to standalone welfare inspections only. Integrated inspections of residential special schools welfare and education are reported in either the Ofsted statistical first release for maintained or independent schools, depending on which sector the school is in.

Table 3k: Inspection outcomes of boarding schools inspected between 1 October 2011 and 31 December 2011 (provisional)¹

	Total number inspected	Outstanding	Good	Satisfactory	Inadequate
Overall effectiveness	3	0	2	0	1
Outcomes for boarders	3	2	0	1	0
Quality of boarding provision and care	3	1	1	0	1
Boarders' safety	3	2	0	0	1
Leadership and management of boarding	3	0	2	0	1

Source: Ofsted inspections

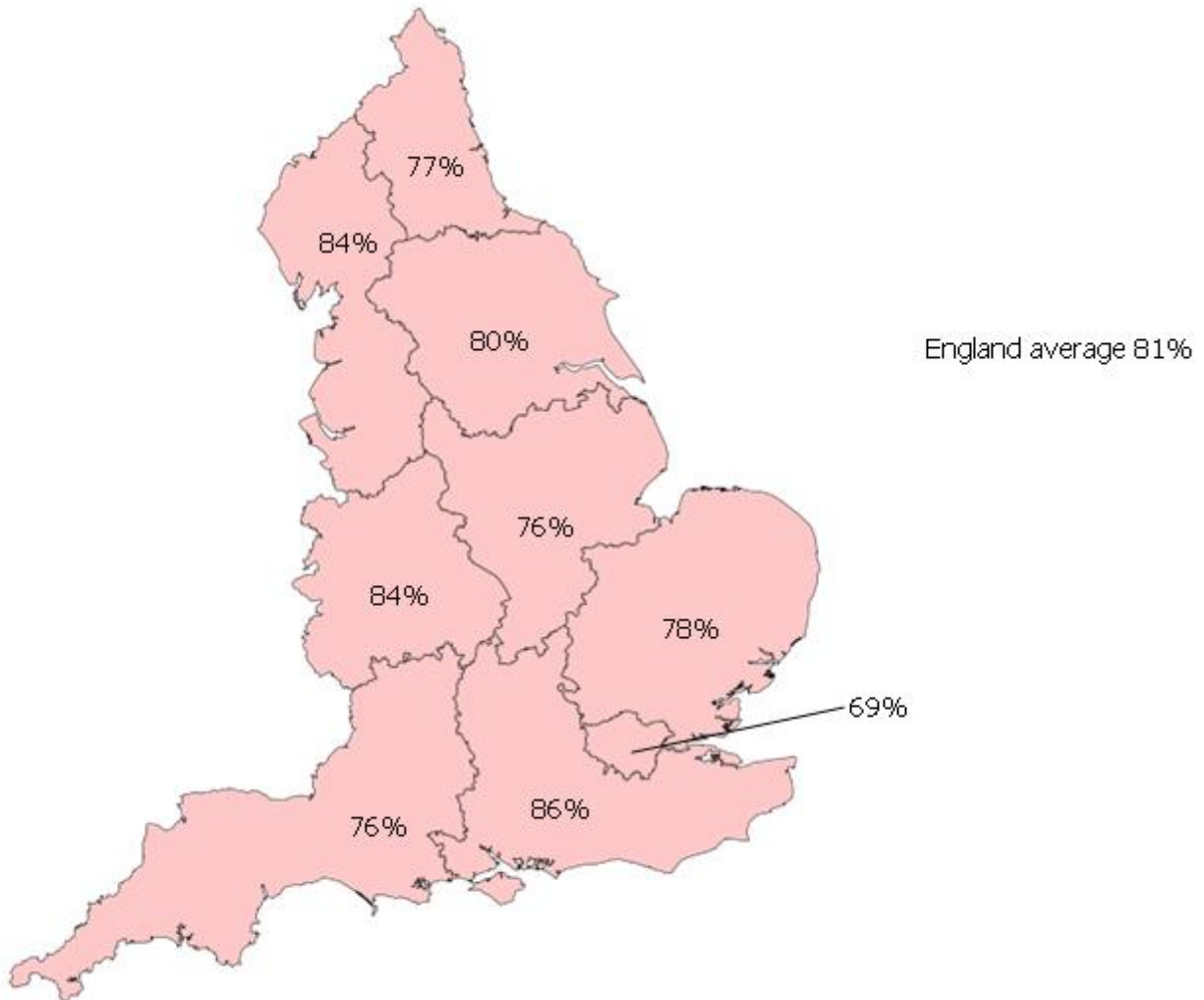
1. These data refer to standalone welfare inspections only. Integrated inspections of boarding schools welfare and education are reported in either the Ofsted statistical first release for maintained or independent schools, depending on which sector the school is in.

Table 3I: Inspection outcomes of further education colleges with residential accommodation inspected between 1 October 2011 and 31 December 2011 (provisional)

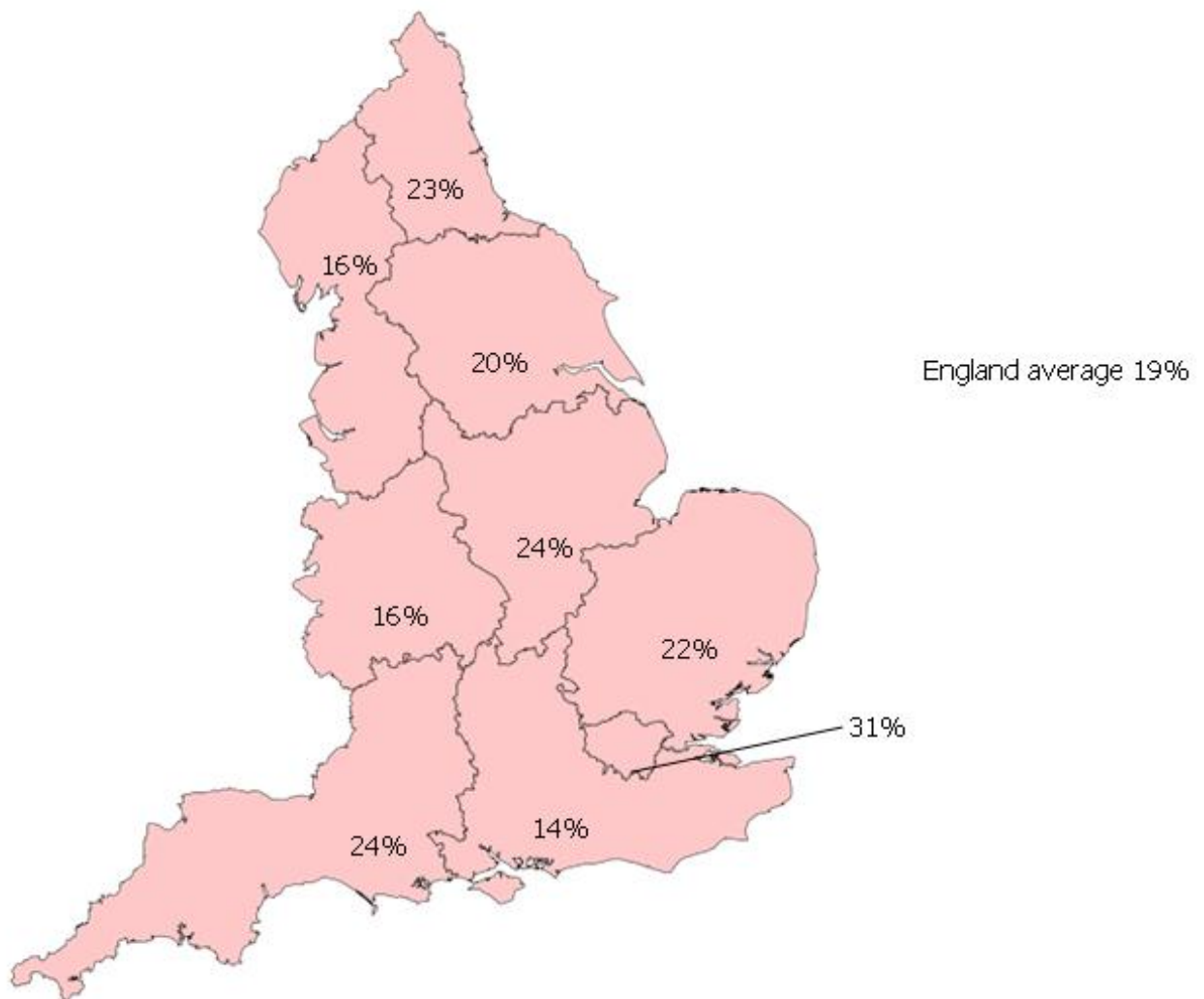
	Total number inspected	Outstanding	Good	Satisfactory	Inadequate
Overall effectiveness	4	3	0	0	1
Helping children to be healthy	4	3	0	0	1
Protecting children from harm or neglect and helping them stay safe	4	3	0	0	1
Helping children make a positive contribution	4	3	1	0	0
Achieving economic wellbeing	4	3	0	1	0
Organisation	4	3	0	0	1

Source: Ofsted inspections

Map 1: Children's homes receiving a good or better overall effectiveness judgement at full inspection, by former Government Office Region, since 1 April 2011



Map 2: Children's homes receiving a satisfactory or lower overall effectiveness judgement at full inspection, by former Government Office Region, since 1 April 2011



Glossary

Adoption agencies

The focus of all adoption agencies is on placing children successfully into adoptive families who the agency recruits, assesses, prepares and supports, so they will meet the children's needs and enable them to develop and achieve throughout their lives. The services maintained by local authorities are described in section 3(1) of the Adoption and Children Act 2002. Local authorities place children with adoptive families recruited and approved by themselves, by other local authorities or by voluntary adoption agencies who must register with Ofsted. Adoption agencies may also provide birth records, counselling and intermediary services to adoptees and birth relatives.

Adoption support agencies

Adoption support agencies are defined by section 8 of the Adoption and Children Act 2002 and provide services to anyone touched by adoption and are registered with Ofsted. This includes counselling and help for children and adults to gain information about their adoption or to trace birth relatives. Adoption support agencies can be either organisations or individuals, and may be contracted by a local authority to provide support services.

Boarding Schools

The vast majority of these are independent and belong to associations which are members of the Independent Schools Council. As education in these schools is inspected by their own inspectorate, Ofsted inspects only the welfare of boarders in these schools on a three-year cycle. There are also independent and maintained boarding schools in which Ofsted inspects both education and the welfare of boarders.

Children's homes

A children's home is defined in section 1 of the Care Standards Act 2000, and is an establishment that provides care and accommodation wholly or mainly for children. Children's homes vary in size and nature. They fulfil a range of purposes designed to meet the different needs of those children and young people who are assessed as needing a residential care placement. Some homes, for example, provide short breaks which are needed to help support children and their family. Some residential special schools are registered as children's homes because boarders are resident for more than 295 days per year.

Fostering services

Local authority fostering services are defined by section 4 of the Care Standards Act 2000. Local authority fostering services and independent fostering agencies recruit, prepare, assess, train and support foster carers. Independent fostering agencies (IFAs) are private companies or charities, who are registered with Ofsted and provide placements to children and young people with foster carers approved by them. IFAs work closely with Local Authorities to deliver these placements.

Local authority private fostering services

Private fostering is legally defined by section 66 of the Children Act 1989 as an arrangement that occurs when a child who is under 16 (or 18 for a child with learning difficulties and/or disabilities) is cared for in their own home by someone other than their parent or a close relative for 28

consecutive days or more; or children who stay in boarding schools during the holidays for 14 days or more (Children Act 1989 schedule 8 para 9 (i)). A private foster carer may be a friend of the family or the child's friend's parents or someone who is not previously known to the family. The Children (Private Arrangements for Fostering) Regulations 2005 require parents and private foster carers to give the local authority advance notice of a private fostering arrangement. It also places specific duties on local authorities with responsibilities for children's services. It is these duties and responsibilities that Ofsted inspects.

Residential family centres

Residential family centres are defined in section 4(2) of the Care Standards Act 2000 as establishments at which: a) accommodation is provided for children and their parents; b) the parents' capacity to respond to the children's needs and to safeguard their welfare is monitored and assessed; and c) the parents are given such advice, guidance and counselling is considered necessary.

Residential accommodation in further education colleges

The care provision of further education colleges that provide, or arrange, residential accommodation for one or more students under the age of 18 years. Ofsted inspects these colleges under section 87 of the children act 1989.

Residential special schools

Residential special schools are defined in section 59 of the Safeguarding Vulnerable Groups Act 2006. They vary in size and nature. The sector includes large non-maintained special schools which make provision for very specific needs and take children as full boarders from all over the country, to smaller more local providers catering for children with a range of different special needs and disabilities who may be resident at the school only during the week. Some residential special schools are registered as children's homes because boarders are resident for more than 295 days per year. There are also a small number of independent residential special schools who also tend to cater for children with very specialist needs.

Secure children's homes

Secure children's homes are defined by section 25 of the 1989 children act. They accommodate children and young people who are remanded or have been sentenced for committing a criminal offence. They also accommodate children and young people who are placed there by a court because their behaviour is deemed to present a significant and immediate threat to their safety or the safety of others, unless they are placed in a secure environment. Ofsted inspections are conducted in accordance with the Care Standards Act 2000 and judgements in reports are made in relation to the outcomes for children set out in the Children Act 2004. The criteria are the same as those used to inspect non-secure children's homes.

Secure training centres

Secure Training Centres are defined by section 43(1) (d) of the Prison Act 1952. Ofsted has the power to inspect under section 146 Education and Inspections Act 2006 and inspects both the care and educational provision for children in four secure training centres. They accommodate young people between the ages of 12 and 17 who have been remanded or sentenced by the courts. The centres are under contract to the Youth Justice Board, which monitors their compliance with

requirements. Ofsted does not regulate secure training centres but has an agreement with the Youth Justice Board to inspect care twice a year and education once a year.

© Crown copyright

You may re-use this information (not including logos) free of charge in any format or medium, under the terms of the Open Government Licence. To view this licence, visit <http://www.nationalarchives.gov.uk/doc/open-government-licence/> or write to the Information Policy Team, The National Archives, Kew, London, TW9 4DU or e-mail: psi@nationalarchives.gsi.gov.uk.