

SDR 51/2012

28 March 2012

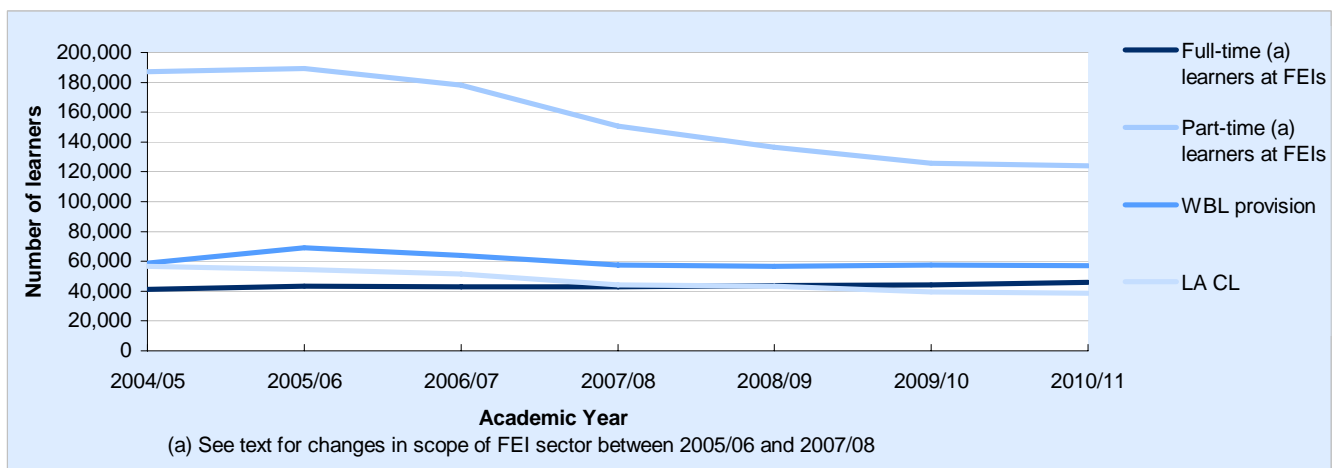
Further Education, Work-based Learning and Community Learning in Wales, 2010/11 and December 2011 (early figures)

This Statistical First Release for 2010/11 summarises information on post-16 learning collected through the Welsh Government's Lifelong Learning Wales Record (LLWR). Early figures for December 2011 of 2011/12 are included in Annex A. The data coverage excludes enrolments at Higher Education institutions and at school sixth forms but includes provision at Further Education (FE) institutions, Work-based Learning (WBL) providers and Local Authority Community Learning (CL) providers. Additional detail is available on the Welsh Government's interactive data dissemination service StatsWales.

Summary

- The figures in this release show a small decline in overall learner numbers between 2009/10 and 2010/11 (following larger reductions each year between 2005/06 and 2009/10) but with variations between the individual sectors and age groups.
- In 2010/11 there were 240,370 distinct learners at FE Institutions, Community Learning (CL) or Work-based Learning (WBL) providers, 0.6 per cent lower than in 2009/10.
- Total numbers at FE institutions increased slightly, by 0.9 per cent, and included an increase in full-time learner numbers of 3.8 per cent though part-time learner numbers at FEIs were slightly lower (1.3 per cent fall). There was a rise of 1.6 per cent in those aged 19 and under at FEIs and a small increase of 0.5 per cent for those aged 20 and over.
- Learners in local authority community learning fell by 2.9 per cent, relative to 2009/10.
- For WBL provision, the number of learners commencing new learning programmes grew by 5.7 per cent though the number of trainees in learning fell slightly, by 1.0 per cent.

Chart 1: Learners by provision type



Statistician: Phil Lovell **Tel:** 029 2092 6041 **E-mail:** Post16Ed.Stats@wales.gsi.gov.uk

Next Update: November 2012 (provisional)

Twitter: www.twitter.com/statisticswales | www.twitter.com/ystadegaucymru

Cyhoeddwyd gan Y Gwasanaethau Gwybodaeth a Dadansoddi

Llywodraeth Cymru, Parc Cathays, Caerdydd, CF10 3NQ

Ffôn – Swyddfa'r Wasg **029 2089 8099**, Ymholiadau Cyhoeddus **029 2082 3332**

www.cymru.gov.uk/ystadegau

Issued by Knowledge and Analytical Services

Welsh Government, Cathays Park, Cardiff, CF10 3NQ

Telephone – Press Office **029 2089 8099**, Public Enquiries **029 2082 5050**

www.wales.gov.uk/statistics



Llywodraeth Cymru
Welsh Government

Learners enrolled with FE institutions, Work-based Learning or Local Authority Community Learning providers

- There were 240,370 unique learners pursuing one or more learning activities with FE Institutions, Local Authority Community Learning or Work-based Learning providers during 2010/11, of which 134,910 (56 per cent) were female and 105,450 (44 per cent) were male. The number in-learning in the week of 1 December 2010 was 157,345 [Table 1].
- The number of learners in 2010/11 at FE, WBL and Local Authority Community Learning providers was 0.6 per cent lower than the equivalent figure for 2009/10.
- Within this fall in total FE/WBL/CL distinct learner numbers, full-time learner numbers at FE institutions rose by 3.8 per cent but part-time learner numbers at FEIs fell by 1.3 per cent.
- 25 per cent of learners were aged under 19 and 42 per cent were aged under 25 (as was also the case in 2009/10 but higher than the under-25 proportion in earlier years, e.g. 36 per cent in 2006/07).
- Males outnumbered females for all ages below 20. However, the number of females aged 20 or above was 50 per cent higher than the number of males.

Table 1: Numbers of learners at Further Education Institutions, Local Authority Community Learning and Work-based Learning providers by age and gender, 2010/11 (a)

Age	Males		Females		Persons	
	1 st December	All Year	1 st December	All Year	1 st December	All Year
Under 16	2,240	3,035	1,545	2,235	3,785	5,265
16	8,910	10,520	8,065	9,495	16,975	20,020
17	9,010	10,535	8,270	9,620	17,280	20,155
18	6,200	7,705	5,310	6,725	11,510	14,430
19	3,930	5,270	3,150	4,450	7,080	9,720
20-24	9,235	15,180	10,110	15,995	19,345	31,175
25-49	18,725	36,645	34,925	57,080	53,650	93,725
50-64	6,080	11,570	12,065	19,945	18,150	31,520
65+	3,050	4,610	6,240	8,920	9,290	13,530
Not Specified	130	380	155	445	285	825
Total	67,505	105,450	89,840	134,910	157,345	240,370

Source: Lifelong Learning Wales Record

(a) Age at 31 August 2010


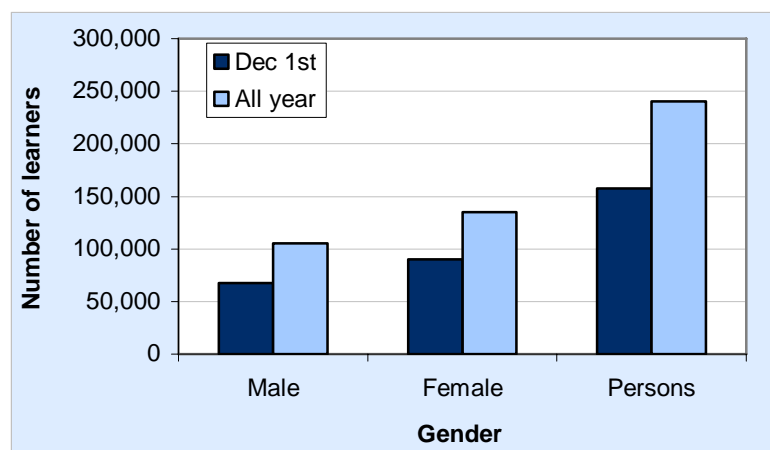
Reports [002002](#) and [002003](#) on  contain the information provided in table 1 with a breakdown by ethnicity.

Chart 2: Learner numbers by gender



Trends in full year learner numbers

- Table 2 illustrates the trend in learner numbers for three (overlapping) areas of learning: total learners at FE institutions (including WBL at FEIs); total work-based learning provision (also including WBL at FEIs); and local authority community learning (including learners enrolled at FEIs but taught by local authority staff).
- The figures for 2010/11 are at a similar level to those of 2009/10 with a slight overall reduction of 0.6 per cent. Numbers in local authority learning declined but there were increases in the FEI component of work-based learning and in full-time learners at FEIs.
- The levelling off of total FE/WBL/CL learner numbers between 2009/10 and 2010/11 follows a year by year decline in numbers between 2005/06 and 2009/10 which featured in particular a reduction in the constituent part-time learner count at FE institutions and in local authority learning contracted from FEIs.
- As noted in previous releases, part of the decrease in learner numbers from 2006/07 to 2007/08 was accounted for by a change in the data collection process of Welsh for Adults (WfA) learners, now reported to HESA by the Welsh HE institutions acting as five of the six regional centres for WfA provision. WfA provision has therefore not been included in this release for academic years 2007/08 onwards except for the WfA activities reported by the sixth regional WfA centre Coleg Gwent which are included in the LLWR data underlying this release.

Table 2: Trends in learner numbers at Further Education Institutions, Local Authority Community Learning and Work-based Learning providers, 2004/05 to 2010/11 (a)(b)(c)

	2004/05	2005/06	2006/07	2007/08	2008/09	2009/10	2010/11
Further Education Institutions (d)							
Full-time learners at FEIs	41,405	43,420	43,035	43,025	43,640	44,185	45,850
Part-time learners at FEIs	186,930	189,300	177,910	150,820	136,315	125,725	124,095
WBL provision at FEIs	10,685	12,345	13,250	12,835	12,815	14,815	16,385
Total at FEIs	239,020	245,065	234,195	206,680	192,770	184,730	186,330
All work-based learning provision (e)	58,620	69,080	64,080	57,500	56,550	57,605	57,030
Work-based learning provision excluding PTA (f)	58,620	69,080	64,080	57,500	56,550	55,870	55,115
Local Authority Community Learning (g)	56,555	54,485	51,610	44,125	43,485	39,605	38,455
Total learners at Further Education Institutions, Local Authority Community Learning or Work-based Learning providers (h)	299,690	311,145	295,905	263,180	251,575	241,805	240,370

Source: Lifelong Learning Wales Record

- (a) Counts are of unique learners, so removing, from each individual row, multiple counting of learners present at more than one learning provider and/or provision type.
- (b) Counts in all columns except 2004/05 and 2005/06 exclude learners at Merthyr Tydfil college, following the merger of the college into the University of Glamorgan.
- (c) In calculating each in-learning count, the population is largely determined by the actual start and end dates of learning programmes and activities. However an additional constraint is applied to each year in that learning activities with an expected end date more than two years before the start of the given academic year are excluded.
- (d) Learner numbers at FE institutions (FEIs) include learners pursuing work-based learning (and Pathways to Apprenticeships) programmes at FEIs and learners, enrolled at FEIs, whose teaching is contracted out to local authorities.
- (e) Work-based learning provision includes learners pursuing work-based learning (and Pathways to Apprenticeships) programmes at FE institutions as well as provision at other training providers.
- (f) WBL provision excluding the Pathways to Apprenticeships scheme introduced in 2009/10.
- (g) Includes both those learners enrolled at local authorities directly and learners who are enrolled at FEIs but whose teaching is contracted out to local authorities.
- (h) The use of unique learner counts and definitional overlaps mean, for any given year, that the total for FE/WBL/CL learners is lower than the sum of the figures in the preceding rows.

- The Pathways to Apprenticeships (PTA) scheme (comprising programmes at FEIs supporting WBL provision – see later WBL provision section and notes) is included in the WBL provision category but excluded from WBL programme counts (see Table 4).

Learning programmes

- Over the academic year 2010/11 there were 312,450 enrolments on learning programmes in total, 64 per cent of which were part-time, 15 per cent of which were full-time and 21 per cent of which were in work-based learning [Table 3].
- Further commentary on the individual areas of provision is given below.

Table 3: Enrolments on learning programmes at Further Education Institutions, Community Learning or Work-based Learning providers by provision type, mode of study and gender, 2010/11 (a)

	Males		Females		Persons	
	1 st Dec	All Year	1 st Dec	All Year	1 st Dec	All Year
Further Education excluding Local Authority CL at FEIs						
Full-time	20,805	22,950	21,220	23,240	42,025	46,190
Part-time	32,680	68,225	43,405	84,715	76,085	152,945
Total	53,485	91,175	64,625	107,955	118,110	199,130
Higher Education at FEIs						
Full-time	195	205	160	160	355	365
Part-time	955	1,065	1,280	1,450	2,235	2,515
Total	1,150	1,265	1,440	1,610	2,590	2,875
Work-based Learning Provision						
WBL programmes at FEIs	4,900	8,740	3,605	7,010	8,505	15,750
Pathways to Apprenticeships (FEIs)	1,410	1,575	485	520	1,890	2,095
Programmes at other training providers	10,015	21,995	12,345	25,140	22,360	47,135
Total	16,320	32,310	16,435	32,670	32,755	64,980
Local Authority Community Learning (b)						
Full-time: enrolled at FEIs	40	95	60	180	105	275
Part-time: enrolled at FEIs	3,265	6,830	7,195	13,170	10,460	20,000
Full-time: enrolled at LEAs	15	20	25	30	40	45
Part-time: enrolled at LEAs	3,720	6,750	10,900	18,375	14,620	25,140
Total	7,045	13,695	18,180	31,750	25,225	45,460
All Levels of Study						
Full-time	21,060	23,265	21,470	23,610	42,525	46,875
Part-time	40,620	82,870	62,775	117,710	103,395	200,595
Work-based Learning	16,320	32,310	16,435	32,670	32,755	64,980
Total	78,000	138,445	100,680	173,990	178,680	312,450

Source: Lifelong Learning Wales Record

(a) See notes for definitions of level and mode.

(b) Excludes 'assisted' Community Learning provisions. See notes.

Reports [002004](#), [002005](#), [002006](#), [002007](#) and [002008](#) on  contain the information provided in table 3 with a breakdown by age, type of learning programme, disability status and ethnicity.

FE Provision (excluding local authority community learning)

During the 2010/11 academic year, 199,130 Further Education learning programmes (excluding those taught by local authority staff) were pursued, 46,190 of which were full-time (up 4.7 per cent on 2009/10) and 152,945 of which were part-time (up 0.1 per cent compared with 2009/10).

Higher Education Learning Programmes

2,875 learning programmes were pursued under Higher Education provision at FE Institutions during 2010/11, compared with around 1,850 in 2007/08 and 2,005 in 2009/10.

Local Authority Community Learning Provision

45,460 learning programmes were pursued in 2010/11. The number of distinct learners pursuing local authority CL learning activities was 38,455 (see Table 2), 3 per cent lower than in 2009/10 and 32 per cent lower than in 2004/05. However part of this longer term reduction was associated with the change in the treatment of Welsh for Adults data (between 2006/07 and 2007/08) referred to in previous releases and above which had an impact on the element of LA CL sub-contracted from FEIs.

Work-based Learning Provision

64,980 learning programmes were pursued in 2010/11 within work-based provision, of which 17,845 were provided by FE institutions and 47,135 by other training providers. Table 3 splits the figures for WBL provision at FEIs between 15,750 WBL programmes and 2,095 Pathways to Apprenticeships (PTA) programmes. The Pathways to Apprenticeships scheme was introduced in 2009/10 to Wales in anticipation of a drop in recruitment of apprentices as a result of the economic downturn.

The number of new learning programme starts (Table 4) increased by 9.5 per cent over 2009/10 or by 5.7 per cent on a learner basis, both figures including progression from one programme to another. However, the learner count for those on WBL programmes (excluding PTA) at any time during 2010/11 was 1.4 per cent lower than in 2009/10. Learner numbers fell slightly for those on Modern Apprenticeship programmes (by 1.8 per cent), Foundation Modern Apprenticeship programmes (by 2.8 per cent) and Skill Build (by 0.4 per cent across Adult and Youth programmes in total). There was an increase in the number of learners on the Pathways to Apprenticeships (PTA) scheme (comprising programmes at FEIs supporting WBL provision) of 10.1 per cent.

Table 4: Work-based learning provision: Numbers of learning programmes (LP) starts, leavers and in-training and of learners in-training by programme type, 2010/11 (a)

	All year LPs (b)			LPs In training (c)		Learners (d)	
	Starts	Leavers	In learning	1 st Dec	31 st July	31 st July	All year
Work-based Learning programmes							
Modern Apprenticeship	7,430	7,320	16,450	10,520	9,000	8,960	16,010
Foundation Modern Apprenticeship	11,205	10,435	21,035	11,700	10,520	10,470	19,520
Modern Skills Diploma	985	980	2,115	1,315	1,105	1,100	2,060
Skill Build Youth	9,815	10,310	13,635	4,680	3,105	2,940	9,060
Skill Build Adult	5,255	5,720	7,090	1,700	1,290	1,250	6,025
Pre-Apprenticeship Learning	25	60	65	15	5	5	50
Other WBL Programme	1,885	2,005	2,460	590	480	480	2,360
Work-based Learning programmes total	36,600	36,830	62,850	30,525	25,510	25,210	55,080
Other programmes supporting WBL provision (e)							
Pathways to apprenticeships	1,905	1,835	2,095	1,890	375	345	1,915
FE at (non-FEI) training providers	30	0	35	*	35	30	30
Other programmes total	1,940	1,835	2,130	1,890	410	375	1,945
Total	38,535	38,660	64,980	32,415	25,920	25,585	57,030

Source: Lifelong Learning Wales Record

- (a) Note that the definition of WBL provision differs slightly from that of WBL programme type. For the purpose of this release, Pathways to Apprenticeships programmes conducted at FE institutions are regarded as WBL provision but not necessarily WBL programmes.
- (b) Represents cumulative count of learning programmes enrolled at any point during the academic year.
- (c) Number of learning programmes on the reference date.
- (d) Distinct learners categorised according to their most recent learning programme of the year.
- (e) Pathways to apprenticeships courses commonly finish at the end of June or beginning of July leading to low counts on 31 July.

Learning activities and qualifications

- Of learning activities for which the qualification level was known ^(a), 30 per cent were at level 1, 36 per cent were at level 2 and 21 per cent were at level 3 [Table 5]. Compared with 2006/07, a slightly higher proportion were at level 3 (18 per cent in 2006/07) and a lower proportion at level 1 (33 per cent in 2006/07).
- 24 per cent of qualifications being studied for were Key Skills/Essential Skills Wales, 19 per cent were OCN (Open College Network) credits but 31 per cent were classed as 'Other' qualification types, including specific vocational qualifications not grouped elsewhere for the purpose of this release.
- The most popular subjects for learning activities (whose subject was specified) were Care/Personal Development (27 per cent), Information Technology (10 per cent), Science/Mathematics (8 per cent), Health (including Health & Safety) (7 per cent), Media / Communications (including Communication Skills) (7 per cent) although popularity varied across types of provision.


Table 5: Enrolments on learning activities at Further Education Institutions, Community Learning or Work-based Learning providers by qualification level and gender, 2010/11

Qualification level	Further and Higher Education and Work-based Learning			Local Authority Community Learning		
	Males	Females	Persons	Males	Females	Persons
Pre-Entry Level	2,615	2,335	4,945	315	470	785
Entry Level	38,215	35,615	73,830	5,740	8,740	14,485
Level 1	105,425	108,870	214,295	5,995	12,005	18,005
Level 2	129,095	141,455	270,550	2,075	6,100	8,180
Level 3	70,050	90,115	160,165	350	855	1,205
Level 4 and above / HE	6,515	9,585	16,100	*	*	*
Mixed Levels	45	20	65	0	0	0
Unknown or not required	22,240	25,625	47,865	6,130	19,495	25,625
Total	374,205	413,615	787,820	20,605	47,665	68,285

Source: Lifelong Learning Wales Record

Reports [002009](#), [002010](#), [002011](#), [002012](#) and [002013](#) on  contain the information provided in table 4 with a breakdown by qualification type and subject, provider type, provision type and language of delivery.

Chart 3: Learning activities by qualification level



(a) 9 per cent of qualification levels were unknown or not applicable. For Further Education provision the figure was 7 per cent but for Local Authority Community Learning provision 38 per cent of qualification levels were unknown or undefined, as is the case for some leisure-related learning activities. For Work-based Learning provision the figure was 3.5 per cent.

Notes

1. Context

1.1 General

This Statistical First Release (SFR) summarises data on learner numbers in post-16 education and training at providers receiving funding from DfES (Department for Education and Skills) for the academic year 2010/11. However, the figures are not restricted to fundable learners at those providers. The release contains information on the post-16 sector excluding HE institutions, HEI-based Welsh for Adults centres and school sixth forms but including Further Education institutions, Work-based Learning providers and Local Authority Community Learning providers. Further information on this series, the first release of which was SDR 38/2005, and earlier sources is given in the 'Data for previous years' section.

1.2 Policy Context

Within the Welsh Government the release and other outputs from the LLWR data underlying it play a role in supporting decision making processes in relation to:

- The Transformation Agenda – “The Transformation policy, launched in September 2008, challenged all providers of post-compulsory education and training in Wales to set aside traditional, narrow, institutional arrangements and to plan provision collectively; direct more of the funding available to teaching and learning and learner support; and transform the network of providers.”

[Transforming Education and Training Provision in Wales](#)

- The Learning and Skills (Wales) Measure 2009 – “.. aims to provide wider learner choice, reduce duplication of provision and encourage higher quality learning and teaching, but it applies to all post-16 provision. These aims cannot be achieved by any single provider. Consequently providers are expected to establish effective collaboration to underpin 14-19 entitlement and maximise the chances of successful learner outcomes.”

[Learning and Skills \(Wales\) Measure 2009](#)

See also section 5.1 on 'Relevance'.

2. Data Source

Lifelong Learning Wales Record (LLWR)

The Lifelong Learning Wales Record is the data collection system employed by the Welsh Government to enable FE, WBL and local authority community learning providers to report on-line individualised data on learners, their learning programmes, activities and awards. DfES systems load the data on to a post-16 database to facilitate analysis. Further information on LLWR including user support manuals can be found at:

www.learnerdata-wales.org.uk/LLWR-Inform/info/Documents.aspx

Our statement of administrative sources, which also refers to this data source, can be found at :

<http://new.wales.gov.uk/topics/statistics/about/compliance/administrative/?lang=en>

The primary purpose of the LLWR is to provide FE/WBL/CL data for the National Planning and Funding System (NPFS). The NPFS is a learner-centred single planning and funding system for all post-

compulsory learning in Wales, other than Higher Education. The LLWR data are also a basis for the DfES Quality Framework, monitoring of performance and outcomes, informing strategy and development and the provision of statistics on FE/WBL/CL learners in Wales.

3. Definitions and methods

Learner numbers, learning programmes and learning activities

- The Lifelong Learning Wales Record (LLWR) from which tables 1 to 5 were derived has datasets based on learners, their learning programmes and their constituent learning activities as well as awards which are not included in the current release. Table 1 and 2 are based on counts of individual learners using a methodology which counts only once a learner present at more than one provider. Tables 3 and 4 are based on counts of learning programmes, apart from the final two columns of table 4 which use unique learners. A learner represented in table 1 or table 2 will have one or more learning programmes in tables 3 and 4. Table 5 is based on counts of learning activities, there being one or more of these constituents to each learning programme.
- A learning activity, typically, is a specific qualification or course pursued by a learner. A learning programme is a group of related activities (and awards where applicable) such as a work-based learning framework (e.g. Modern Apprenticeship).

Learners at Further Education Institutions, Local Authority Community Learning or Work-based Learning providers (tables 1,2,3 and 5)

- Information was collected from FE institutions, local authorities and other training providers via the LLWR, from which data were extracted on 23 February 2012.
- Community Learning is a broad definition that can encompass, for instance, provision at FE institution outreach centres and Adult Basic Education. This release only identifies Local Authority Community Learning provision (see "Provision Type" notes) and hence this is the term used throughout.
- WBL provision is included whether at an FE college, at a WBL subsidiary of an FE institution or at another training provider.
- December 1st counts are based on a snapshot of the week of 1 December 2010. All-year counts are based on all learners enrolled during the academic year.
- Ages are as at 31 August 2010.
- Includes students on courses at the Workers Educational Association (WEA) and the Young Men's Christian Association (YMCA).

Apart from in the years 2004/05 and 2005/06 (in Chart 1 and Table 2), the figures in this release exclude FE learners at Merthyr Tydfil College which merged into the University of Glamorgan in April 2006. These learners are now included within the University of Glamorgan data collected by HESA (the Higher Education Statistics Agency) and hence within, for example, the Welsh Government's Bulletin '[Students in Higher Education Institutions, 2010/11](#)'. Learners with the Merthyr Tydfil College work-based learning subsidiary are however included in all years of this Statistical First Release as their data are not collected by HESA.

Work-based Learning (Table 4)

This table summarises enrolments on work-based learning programmes.

- Starts and leavers denote the cumulative number of new starts and leavers on each programme during the academic year.

- Counts of leavers exclude those who have transferred to another learning programme at the same provider. They are also restricted to those leavers who are identifiable from the standard database population used for this release.
- In-training figures are the number of training episodes at December 1st 2010 or July 31st 2011. These are for single days, in contrast to the December 1st counts in tables 1 and 3 which are based on a week (and are therefore slightly higher).

In addition to the learning programme columns, Table 4 includes two columns based on distinct learner counts, one as at the end of July 2011 and the other for the full academic year.

Provision type

The provision type is determined at the learning programme level. **Note that this is not a funding report and definitions can differ from those used for funding purposes. For example, some of the WBL provision included in this release will not have been included in the calculation of funding for WBL providers.**

For the purpose of this statistical release,

- Further Education (FE) provision is defined as that submitted to the LLWR by an FE provider excluding:
 - learning programmes categorised below as HE or WBL; and
 - learning delivered by a Local Authority via a subcontracted arrangement with an FE provider.
- Higher Education (HE) provision comprises learning programmes categorised as higher education namely:
 - Higher National Certificate; Higher National Diploma;
 - HE professional / HE vocational programme;
 - Foundation Degree; HE First Degree; other undergraduate qualification;
 - HE postgraduate;

The figures for HE include learners whose programme is designated as HE level but exclude learning programmes where the overarching learning programme is not designated as 'HE' although an element of the learning (i.e. one or more learning activities) is at HE level.

- Local Authority Community Learning provision is defined as that submitted to the LLWR:
 - by a Local Authority directly ('maintained' or 'contracted-out' provision); or
 - by an FE provider but where the learning is delivered by a Local Authority through a partnership, franchise or subcontracted arrangement ('contracted-in' provision).

The Local Authority Community Learning figures **exclude** 'assisted' provision, i.e. courses controlled and managed by another organisation but which the local authority supports either financially or by providing premises or other facilities free of charge or at subsidised rates.

- WBL provision is defined as that submitted to the LLWR by a (non-FEI) WBL provider as well as designated provision at FE institutions including the following (or their predecessor) programmes:

Modern Apprenticeships;
 Foundation Modern Apprenticeships (Young Recruits programme);
 Skill Build (Adult and Youth programmes and including 'Young Person's Guarantee: Work-focused training');
 Pre-Apprenticeship Learning;
 Modern Skills Diploma;

Other WBL programmes (including Flexible Learning, Pre-employment training [Local Employer Partnership], 'Young Person's Guarantee: Routes into Work', bespoke programmes and smaller programmes).

The Pathways to Apprenticeships scheme was introduced in 2009/10 to Wales in anticipation of a drop in recruitment of apprentices as a result of the economic downturn. In this release it is included in the WBL provision category but excluded from WBL programme counts (see Table 4).

Subjects

References to subjects are based on an abbreviated form of the category associated with the first character of the LDCS code under the LearnDirect Classification System (LDCS).

Mode of learning

Mode of learning has been derived from the LLWR using guided contact hours. In Table 3 the methodology is used to derive learning programme counts which are not directly comparable with mode of learning splits of learner numbers in Table 2. The methodology has also been applied to learner numbers elsewhere, for instance in the Welsh Government publication 'Further Education, Work-based Learning and Community Learning in Wales Statistics 2009/10'.

- Learning programmes classified for statistical purposes as **full-time** are defined as those containing at least 450 guided contact hours per year.
- Learning programmes classified as **part-time** are defined as those containing fewer than 450 guided contact hours per year. (Note that this definition of part-time learning embraces short courses which learners pursue on a full-time basis for a limited number of weeks.)
- Work-based learning provision cannot be classified in this way as the majority of learning is at the workplace and therefore a separate mode of study has been provided.

4. Rounding

Figures are rounded to the nearest 5 and there may be apparent slight discrepancies between the sum of the constituent items and the total. An asterisk '*' represents numbers greater than 0 and less than 5.

5. Key Quality Information

5.1 Relevance

The statistics are used both within and outside the Welsh Government to monitor educational trends and as a baseline for further analysis of the underlying data. Some of the key users are:

- Ministers and the Members Research Service in the National Assembly for Wales;
- Officials in the Welsh Government;
- Other government departments;
- Further Education Institutions, Work-Based Learning providers and local authorities;
- Estyn, Her Majesty's Inspectorate of Education and Training in Wales;
- Students, researchers, and academics;
- Individual citizens, private companies, and the media.

These statistics are used in a variety of ways. Some examples of these are:

- general background and research;
- inclusion in reports and briefings;
- advice to Ministers;
- informing and evaluating the education policy-making process in Wales. (See section 1.2 on 'Policy Context'.)

LLWR data are used to underpin funding and performance reports for learning providers, to calculate NEET (Not in Education, Employment or Training) figures and in student finance modelling.

5.2 Accuracy

Statisticians within the Welsh Government review the data and query any anomalies with the LLWR data collection team and, where relevant, with learning providers before tables are published.

The LLWR data underlying this release are intended to be final for non-funding purposes.

Provisional figures for 2010/11 were published on 24 November 2011 in SDR 217/2011. Since then learning providers have updated their data, such updates being permissible only in the interests of improving accuracy and data quality. An overview of revisions to data between provisional and final releases is presented below.

2003/04 to 2010/11						
Percentage change between provisional and final release (a)	Learners		Learning programmes		Learning activities	
	Dec 1 st	All year	Dec 1 st	All year	All year	
	2003/04	+1.3	+1.4	+1.3	+2.0	+1.5
2004/05	+0.4	+1.7	+1.2	+3.0	+1.4	
2005/06	+1.0	+1.3	-1.3	0.0	+0.4	
2006/07	-0.6	+0.5	-1.0	+0.5	+0.2	
2007/08	+0.2	+0.9	+0.4	+1.3	+0.9	
2008/09	-1.5	-0.8	-1.4	-0.7	-2.2	
2009/10	-1.3	-0.5	-1.6	-0.5	-2.1	
2010/11	-0.9	+0.3	-1.5	+0.2	-0.9	

(a) Percentage change is on the basis of the population type of the final release for the year, i.e. original population from 2003/04 to 2007/08 and adjusted population for 2008/09 to 2010/11.

5.3 In-learning Population

In-learning counts for all years in the current release (and in the other bulletins using LLWR data listed at the end of this release) are on an adjusted population basis. The effect of introducing this population was described in the Key Quality section of the 2008/09 release [SDR 60/2010](#).

The in-learning population is adjusted by excluding unclosed activities with an expected end date more than two years earlier than the start of the given academic year. Having excluded these activities, the population is then determined from the remaining activities by means of the actual start and end dates (in conjunction with the learning programme end date, where available separately for WBL programmes).

The adjusted population was introduced in order to produce a more accurate reflection of 'live' activity after identifying an increasing number of unclosed activities since the inception of the LLWR.

5.4 Timeliness and Punctuality

The current annual timescale for the production of data balances timeliness against the need for accurate data quality. Statistics on a given academic year are drawn from a database based on the LLWR as at February following the end of the academic year. This first release is then produced and published as soon as possible during March. This timetable has been accelerated this year. Previously the LLWR freeze was taken near the end of March with the SFR published in April.

5.5 Accessibility and Clarity

This statistical release is pre-announced and then published on the Statistics section of the Welsh Government website. It is accompanied by more detailed tables on StatsWales, a free to use service that allows visitors to view, manipulate, create and download data.

5.6 Comparability

Data for previous years

This series, the first Release of which was SDR 38/2005 containing provisional data for 2003/04 (finalised in SDR67/2005), replaces an earlier quarterly series on work-based learning enrolments (final edition SDR 22/2005) and an annual Statistical Bulletin on Adult Continuing Education (SB 52/2003) published by the Welsh Government.

The 2003/04 releases were based on LLWR data for Further Education, Community Learning and the component of Work-based Learning provided through FE institutions. However, WBL figures at other training providers (such as those included in a specific table of SDR 38/2005) were, then and previously, based on data collected through the National Trainee Database (NTD). Release SDR22/2005 contained the final data from the NTD as at June 2004. Data on all DfES-funded Work-based Learning providers have subsequently been collected solely via the LLWR and contribute to all areas of WBL provision in post-16 education releases in Wales from 2004/05 onwards.

Earlier data on Local Authority Community Learning (then referred to as Adult Continuing Education) were published in May 2003 in the National Assembly for Wales Statistical Bulletin 'Adult Continuing Education in Wales 2001/02 & 2002/03' (SB52/2003).

Owing to changes in data collection, comparisons with years prior to 2003/04 should only be made with caution. Previously data on Further Education provision, sourced from the Individualised Student Record (ISR), were available through the ELWa/HEFCW annual volume 'Higher Education, Further Education and Training Statistics in Wales' ending with the edition covering the 2002/03 academic year, published in November 2004. The first equivalent volume to be based on the LLWR, 'Further Education, Work-based Learning and Community Learning in Wales Statistics 2003/04', was published by ELWa in March 2006 and the seventh of the series, based on 2009/10, was published by the Welsh Government in September 2011.

UK nations

Examples of similar outputs from other UK nations can be found at:

England - www.thedataservice.org.uk/statistics/statisticalfirstrelease/sfr_current/

Northern Ireland - <http://www.delni.gov.uk/index/statsandresearch/further-education-stats/further-education-enrolments-2/>

Scotland - <http://www.scotland.gov.uk/Topics/Statistics/Browse/Lifelong-learning>

However, owing to differences in methodology and data collection, caution should be exercised in making direct comparisons with the figures contained in this release.

StatsWales

Only summary tables have been provided in this release. Additional tables supplying greater detail, including analysis by programme and qualification type, subject, age, disability status and ethnicity, are available via the Welsh Government's online dissemination service StatsWales. Tables related to this

SFR can be found at:



Other Bulletins and Publication using LLWR data underlying this release

This release and other statistical outputs can be found on the [Welsh Government's Statistics site](#). Future outputs available on the site will include the following bulletins and a publication using the LLWR data underlying this release:

- 'National Comparators for Further Education and Work-based Learning, 2010/11' - Statistics on learner outcomes at FE institutions and WBL providers, due to be published in April 2012.
- 'Learning Network Analysis 2010/11' - bulletin providing analysis at both national and local authority level for post-16 learners (excluding learners at HEIs) at FE Institutions, other training providers and school sixth forms in Wales, with extended coverage to include Welsh domiciled learners at similar providers located in England - due May 2012. Associated StatsWales tables include figures for individual FE institutions.
- 'Further Education, Work-based Learning and Community Learning in Wales Statistics, 2010/11' - Reference volume, due September 2012.

EARLY STATISTICS (December 2011) – PROGRESS REPORT ONLY

Table A: Numbers of learners and learning programme enrolments at Further Education Institutions, Community Learning or Work-based Learning providers in week of 1 December, 2010 and in week of 1 December 2011 (INCOMPLETE RECORDS RECEIVED)

	Males		Females		Persons	
	1st Dec 2010	1st Dec 2011	1st Dec 2010	1st Dec 2011	1st Dec 2010	1st Dec 2011
Numbers of learners (a)	67,505	58,915	89,840	75,400	157,345	134,320
Numbers of learning programmes						
Further Education excluding Local Authority CL at FEIs						
Full-time	20,805	17,480	21,220	17,735	42,025	35,215
Part-time	32,680	28,480	43,405	37,755	76,085	66,235
Total	53,485	45,955	64,625	55,490	118,110	101,450
Higher Education at FEIs						
Full-time	195	110	160	105	355	215
Part-time	955	1,045	1,280	1,465	2,235	2,510
Total	1,150	1,155	1,440	1,570	2,590	2,725
Local Authority Community Learning (b)						
Full-time: enrolled at FEIs	40	20	60	35	105	50
Part-time: enrolled at FEIs	3,265	3,340	7,195	7,830	10,460	11,170
Full-time: enrolled at LEAs	15	0	25	0	40	0
Part-time: enrolled at LEAs	3,720	2,370	10,900	6,555	14,620	8,925
Total	7,045	5,730	18,180	14,415	25,225	20,150
Work-based Learning						
at FEIs	6,310	5,390	4,090	3,225	10,395	8,615
at other training providers	10,015	9,910	12,345	11,990	22,360	21,895
Total	16,320	15,295	16,435	15,215	32,755	30,510
All Levels of Study						
Full-time	21,060	17,605	21,470	17,875	42,525	35,480
Part-time	40,620	33,850	62,775	50,140	103,395	83,995
Work-based Learning	16,320	15,295	16,435	15,215	32,755	30,510
Total learning programmes	78,000	66,750	100,680	83,230	178,680	149,980

Source: Lifelong Learning Wales Record

(a) Unique learner basis

(b) Excludes 'assisted' Community Learning provision.

Early Statistics and potential revisions

As noted in section 5.4 Timeliness and Punctuality, this release was produced one month earlier than previous equivalents and is based on correspondingly earlier LLWR data. This does not appear to have had a detrimental effect on the 2010/11 figures. However, for reasons which are still being investigated, the December 2011 returns appear to be incomplete. The figures above therefore represent only a progress report on the receipt of this component of 2011/12 data from learning providers and should not be regarded robust.

A comparison of Early Statistics based on a LLWR freeze one month later is given in Table B.

Table B: Numbers of learners at Further Education Institutions, Community Learning or Work-based Learning providers in week of 1 December of academic year

Year (as at week of 1 December)	Numbers of distinct learners		Early Figures as percentages of Final Figures
	Early (a) Figures	Final (b) Figures	
December 2005 (c)	170,330	212,160	80.3
December 2006 (c)	200,965	209,840	95.8
December 2007 (c)	189,405	192,730	98.3
December 2008 (d)	166,105	169,430	98.0
December 2009 (e)	160,530	161,735	99.3
December 2010 (e)	158,455	157,345	100.7

Source: Lifelong Learning Wales Record

- (a) From previous year's standard LLWR database freeze
- (b) From standard LLWR database freeze
- (c) Original population basis; no corresponding First Release of Early Statistics
- (d) Adjusted population basis; no corresponding First Release of Early Statistics
- (e) Adjusted population basis; included in First Release (commencing with Early Statistics for December 2009)