

# **Annual Qualifications Market Report 2013**

Supplementary Report: Further Education and  
Skills Sector in England



September 2013

Ofqual/13/5319

# Contents

Qualification achievements by funding streams.....	2
Sources of funding for qualifications offered by learning providers in the further education and skills sector.....	5
Qualifications taken in apprenticeships .....	8

## Qualification achievements by funding streams

### Highlights

- For the year 1st August 2011 to 31st July 2012, there were 4,567,200 achievements recorded in the Individualised Learner Record (ILR).
- In that year, 93 per cent of the achievements recorded in the ILR were funded either by the Skills Funding Agency or the Young People's Learning Agency/Education Funding Agency.
- The majority of the 20 qualifications with the most achievements, funded by 16-18 Learner Responsive provision, were functional skills qualifications. Nearly half of these 20 qualifications were at level 1.
- Over 60 per cent of the 20 qualifications with the most achievements, funded by Adult Learner Responsive provision, were qualifications in numeracy and literacy. Level 1 and level 2 qualifications accounted for over 80 per cent of these achievements.
- The majority of the 20 qualifications with the most achievements, funded by Employer Responsive provision, were qualifications in communication or application of number. Level 1 qualifications accounted for over half of the achievements in these 20 qualifications.
- City & Guilds had the most achievements in intermediate and advanced apprenticeships between August 2011 and July 2012, with a share of 32 per cent. Pearson Education<sup>1</sup> accounted for 24 per cent and Education Development International accounted for 22 per cent.
- Around a third of the 20 qualifications with the most achievements, funded by Employer Responsive provision where the qualification was the main aim of an advanced apprenticeship, were in business and management subjects.

---

<sup>1</sup> When reporting achievements, we make reference to both Edexcel and Pearson. Achievements were awarded using the Edexcel brand name up to and including the 2011/12 academic year. The Edexcel brand name on qualifications has recently been changed to Pearson. Pearson Education Ltd is the parent company of Edexcel Ltd and the latter is now a dormant company. Therefore the names 'Edexcel' and 'Pearson' should be used interchangeably throughout this report. Education Development International (EDI) is also part of the Pearson Education group. This organisation is now known as Pearson EDI.

- Nearly half of the 20 qualifications with the most achievements, funded by Employer Responsive provision where the qualification was the main aim of an intermediate apprenticeship, were in customer service and retail skills subjects.
- The predominance of key skills qualification achievements in intermediate and advanced apprenticeships will change in the future, as functional skills qualifications replaced key skills qualifications as a mandatory component of all apprenticeship frameworks from 1st October 2012.

This supplementary report uses data extracted from the Individualised Learner Record (ILR). The ILR is a database containing data about students and learning programmes that is collected from learning providers in the further education and skills sector in England by the Data Service. The ILR provides information on the sources of funding for qualifications offered by learning providers in the further education and skills sector. Learning providers who receive funding directly from the Skills Funding Agency or the Education Funding Agency<sup>2</sup> are *required* to submit ILR returns.

The further education and skills sector includes: further education colleges, sixth form colleges, former external institutions, independent learning providers, local authorities and voluntary and community organisations. Data is collected each year for the period 1st August to 31st July. This report contains data for the year 1st August 2011 to 31st July 2012.

For the year 1st August 2011 to 31st July 2012, three main sources of public funding for qualifications were offered by learning providers in the further education and skills sector. These sources of funding<sup>3</sup> were:

### **16-18 Learner Responsive Funding**

This funding covers all students in the 16-18 age range:

- in colleges and other providers (not schools) following further education programmes such as GCSEs and A levels;

---

<sup>2</sup> Young People's Learning Agency (YPLA) prior to April 2012

<sup>3</sup> Definitions are taken from the Information Authority's Individualised Learner Record 2012/13 – Provider Support Manual Version 3.0 – March 2013. Available at: [www.theia.org.uk/NR/rdonlyres/11B463F7-1177-4678-A54B-CC03FF786CBA/0/natProviderSupportManual2012\\_13\\_v3\\_Mar2013.pdf](http://www.theia.org.uk/NR/rdonlyres/11B463F7-1177-4678-A54B-CC03FF786CBA/0/natProviderSupportManual2012_13_v3_Mar2013.pdf) (accessed 29th August 2013).

- taking Diplomas;
- undertaking Foundation Learning programmes.

### **Adult Learner Responsive Funding**

This funding covers classroom learning for students aged 19 or over who are undertaking full or part-time courses in the day or evening, including provision for full level 2 and level 3 qualifications, as well as other types of courses such as provision for the unemployed.

### **Employer Responsive Funding**

This funding covers learning delivered by colleges and training providers either wholly or partially in the employer's workplace and classroom learning delivered by training organisations.

Workplace learning is defined as:

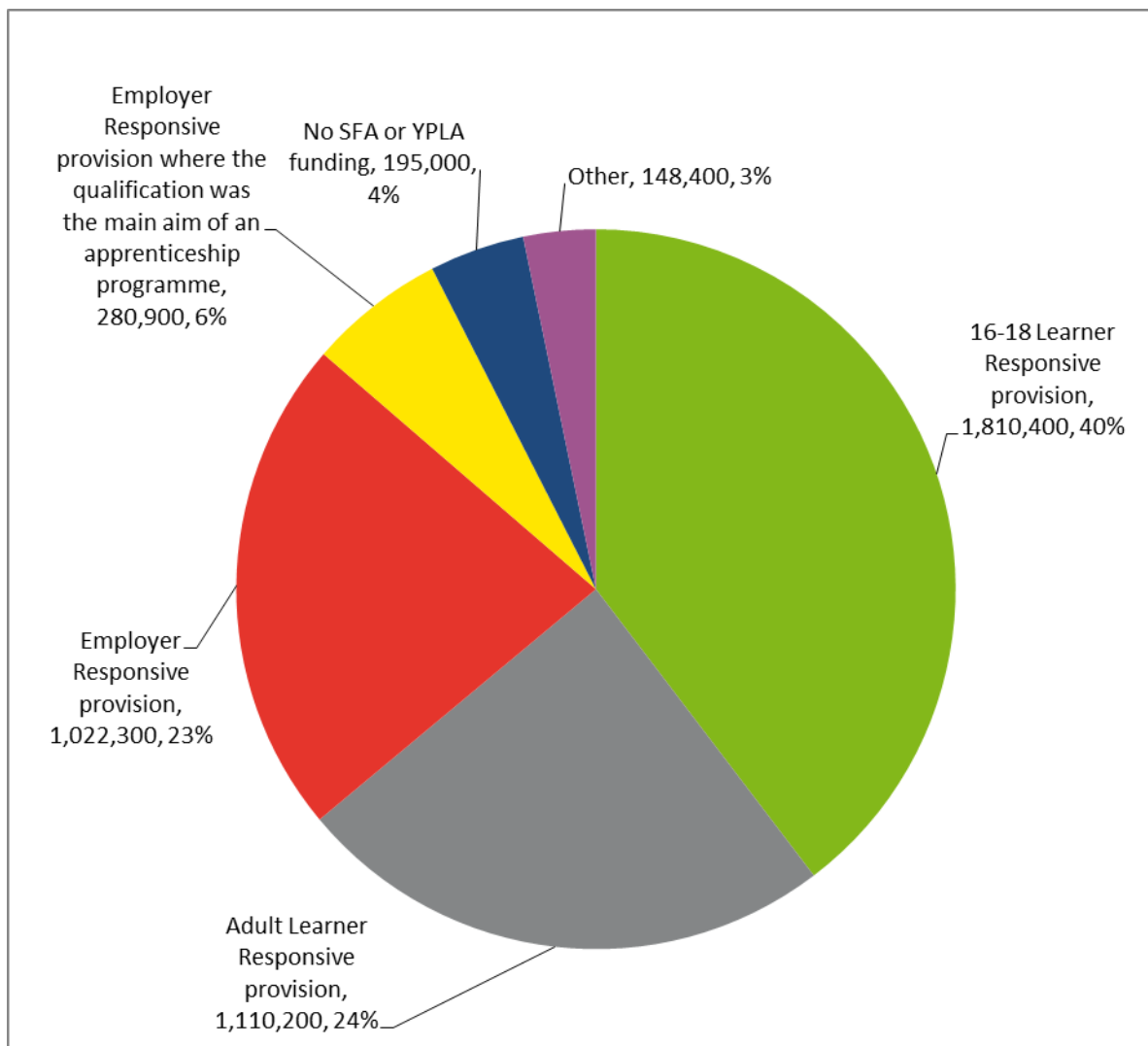
- any learning predominantly delivered in the workplace and in connection with an employed student's occupation or his/her employer's business;
- any learning in an apprenticeship framework;
- basic skills in literacy and numeracy delivered to an employed student, supported by his/her employer.

Classroom learning is learning not defined as workplace learning.

## Sources of funding for qualifications offered by learning providers in the further education and skills sector

For the year 1st August 2011 to 31st July 2012, 4,567,200 achievements were recorded in the ILR. The following chart shows the distribution of these achievements, according to their sources of funding.

**Figure 1:** Analysis of funding sources for qualifications offered by learning providers in the further education and skills sector, 1st August 2011 to 31st July 2012



Source: ILR

The chart shows that 93 per cent of the achievements were funded either by the Skills Funding Agency or the Young People's Learning Agency/Education Funding Agency through 16-18 Learner Responsive provision, Adult Learner Responsive

provision or Employer Responsive provision (including Employer Responsive provision where the qualification was the main aim of an apprenticeship programme). A very small proportion of achievements were funded through routes other than the Skills Funding Agency or the Education Funding Agency.

**Figure 2:** The 20 regulated qualifications with the most achievements between 1st August 2011 and 31st July 2012 that were funded by 16-18 Learner Responsive provision

Qualification title	Achievements		
	16-18 LRP	Total	% of total
City & Guilds Functional Skills qualification in Maths at Entry 3	24,000	27,300	87.9
Edexcel Functional Skills qualification in Maths at Level 1	23,100	32,600	70.9
Edexcel Functional Skills qualification in English at Level 1	22,000	29,200	75.3
NCFE Level 1 Award in Learning to Learn (QCF)	21,200	23,900	88.7
City & Guilds Functional Skills qualification in English at Level 1	20,300	27,100	74.9
City & Guilds Functional Skills qualification in English at Entry 3	19,300	22,100	87.3
Edexcel BTEC Level 1 Award in WorkSkills (QCF)	18,400	29,000	63.4
City & Guilds Functional Skills qualification in Maths at Level 1	17,500	25,700	68.1
Edexcel Functional Skills qualification in Maths at Entry 3	16,200	19,300	83.9
Edexcel BTEC Level 2 Award in WorkSkills (QCF)	15,200	17,100	88.9
Edexcel Functional Skills Qualification in English at Entry 3	14,100	16,800	83.9
AQA Level 3 Advanced Subsidiary GCE in Sociology	13,000	13,300	97.7
City & Guilds Level 1 Award in Employability and Personal Development (QCF)	13,000	19,700	66.0
City & Guilds Functional Skills qualification in Information and Communication Technology (ICT) at Entry 3	12,800	17,400	73.6
AQA Level 3 Advanced Subsidiary GCE in Psychology A	12,400	12,800	96.9
ASCENTIS Level 1 Award in Health and Safety (QCF)	12,400	14,200	87.3
NCFE Level 1 Award in Substance Misuse Awareness (QCF)	12,100	14,400	84.0
NOCN Entry Level Award in Skills Towards Enabling Progression (Step-UP) (Entry 3) (QCF)	11,300	19,000	59.5
Edexcel Functional Skills qualification in Maths at Level 2	10,900	17,300	63.0
Edexcel BTEC Level 3 Extended Diploma in Art and Design (QCF)	10,700	11,900	89.9
Total of achievements for 20 qualifications	319,900	410,100	78.0
Total of achievements for all qualifications	1,810,400	4,567,200	39.6

Source: ILR

The top 20 qualifications funded by 16-18 Learner Responsive provision accounted for 78 per cent of all the achievements in those qualifications. The majority of the top 20 qualifications, by type, are functional skills qualifications, which accounted for 56 per cent of the achievements. Half of the top 20 qualifications are level 1. The highest number of achievements was in City & Guilds Functional Skills qualification in Maths at Entry 3.

**Figure 3:** The 20 regulated qualifications with the most achievements between 1st August 2011 and 31st July 2012 that were funded by Adult Learner Responsive provision

Qualification title	Achievements		
	ALRP	Total	% of total
OCR Level 2 Certificate in Adult Literacy	27,400	38,000	72.1
OCR Level 1 Certificate in Adult Numeracy	26,300	39,900	65.9
BCS Level 2 Certificate in IT User Skills (ECDL Extra) (ITQ) (QCF)	26,000	28,800	90.3
NCFE Level 2 Certificate in Equality and Diversity (QCF)	25,600	27,100	94.5
OCR Level 2 Certificate in Adult Numeracy	25,200	33,900	74.3
NCFE Level 2 Certificate in Understanding the Safe Handling of Medicines (QCF)	24,300	24,900	97.6
OCR Level 1 Certificate in Adult Literacy	24,000	36,900	65.0
City & Guilds Level 2 Certificate in Adult Literacy	19,500	26,500	73.6
City & Guilds Entry Level Certificate in Adult Numeracy	19,500	26,600	73.3
BCS Level 1 Award in IT User Skills (ECDL Essentials) (ITQ) (QCF)	19,400	20,500	94.6
City & Guilds Level 1 Certificate in Adult Numeracy	19,100	25,300	75.5
City & Guilds Level 2 Certificate in Adult Numeracy	18,800	25,200	74.6
City & Guilds Level 1 Certificate in Adult Literacy	17,100	22,700	75.3
OCR Entry Level Award in Employability Skills (Entry 3) (QCF)	13,200	14,200	93.0
City & Guilds Entry Level Certificate in Adult Literacy	12,000	17,300	69.4
Edexcel Entry Level Certificate in Adult Numeracy	9,100	9,900	91.9
Edexcel BTEC Level 1 Award in WorkSkills (QCF)	8,600	29,000	29.7
NOCN Entry Level Award in Progression (Entry 3) (QCF)	8,600	19,200	44.8
1st4sport Level 1 Award in Coaching Football (QCF)	8,000	14,800	54.1
Edexcel Level 1 Certificate in Adult Literacy	7,300	9,400	77.7
Total of achievements for 20 qualifications	359,000	490,100	73.3
Total of achievements for all qualifications	1,110,200	4,567,200	24.3

Source: ILR

The top 20 qualifications funded by Adult Learner Responsive provision accounted for 73 per cent of all the achievements in those qualifications. Level 1 and level 2 qualifications accounted for over 80 per cent of the achievements, with qualifications in numeracy and literacy accounting for over 60 per cent of achievements.



**Figure 4:** The 20 regulated qualifications with the most achievements between 1st August 2011 and 31st July 2012 that were funded by Employer Responsive provision

Qualification title	Achievements		
	ERP	Total	% of total
Edexcel Level 1 Key Skills in Application of Number	36,200	38,100	95.0
City & Guilds Level 1 Key Skills in Application of Number	35,600	36,500	97.5
Edexcel Level 1 Key Skills in Communication	33,600	35,500	94.6
City & Guilds Level 1 Key Skills in Communication	30,900	31,800	97.2
EDI Level 1 Key Skills in Application of Number	24,100	24,200	99.6
City & Guilds Level 2 Key Skills in Communication	23,300	24,200	96.3
City & Guilds Level 2 Key Skills in Application of Number	21,400	22,300	96.0
EDI Level 2 Key Skills in Communication	19,600	19,800	99.0
EDI Level 1 Key Skills in Communication	19,400	19,500	99.5
Skillsfirst Level 2 Certificate in Retail Knowledge (QCF)	18,500	20,300	91.1
EDI Level 2 Key Skills in Application of Number	16,300	16,600	98.2
Edexcel Level 2 Key Skills in Communication	13,400	13,700	97.8
Edexcel Level 2 Key Skills in Application of Number	12,200	12,500	97.6
EDI Level 2 Certificate in Principles of Business and Administration (QCF)	10,700	11,500	93.0
EDI Level 2 Certificate in Customer Service (QCF)	9,700	11,300	85.8
ASCENTIS Entry Level Certificate in Adult Numeracy	9,300	9,600	96.9
Edexcel BTEC Level 2 Certificate in Customer Service (QCF)	8,900	16,800	53.0
City & Guilds Level 2 Certificate in Cleaning and Support Services Skills (QCF)	7,600	9,800	77.6
Cskills Awards Level 2 NVQ Certificate in Plant Operations (Construction) (QCF)	7,400	7,500	98.7
OCR Level 1 Key Skills in Application of Number	7,100	7,300	97.3
Total of achievements for 20 qualifications	365,200	388,800	93.9
Total of achievements for all qualifications	1,022,300	4,567,200	22.4

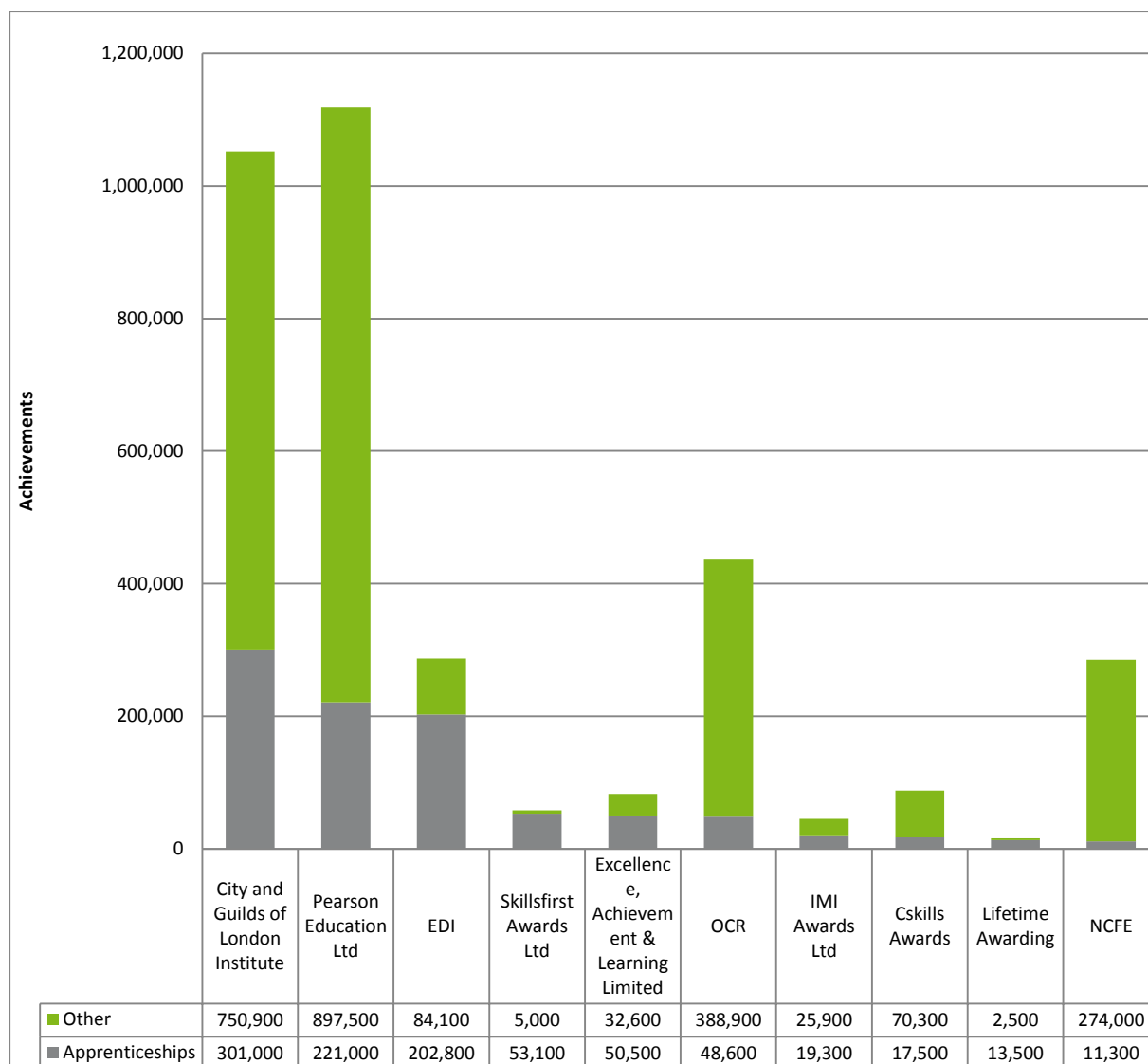
Source: ILR

The top 20 qualifications funded by Employer Responsive provision accounted for 94 per cent of all the achievements in those qualifications. Level 1 qualifications accounted for over half of the achievements, and qualifications in communication or application of number accounted for around 80 per cent of achievements.

## Qualifications taken in apprenticeships

Each apprenticeship programme consists of a programme aim, one main learning aim and one or more component learning aims. The programme aim is the complete learning framework. The main learning aim is the competency-based qualification. The component learning aims are the knowledge and key/functional skills qualifications.

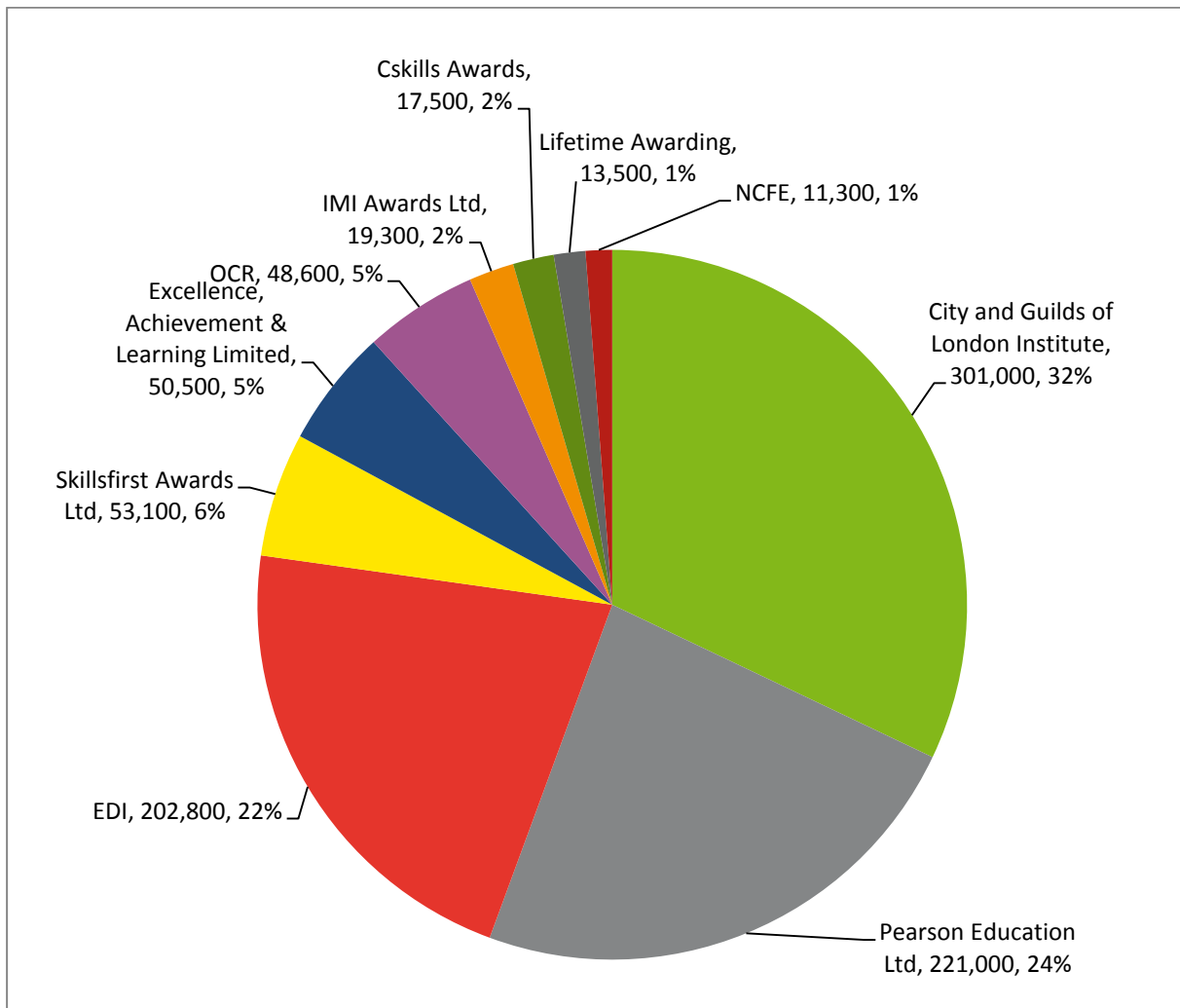
**Figure 5:** The top ten awarding organisations by achievements in intermediate and advanced apprenticeships between 1st August 2011 and 31st July 2012



Source: ILR

Figure 5 shows there was considerable variation between awarding organisations in the proportion of total achievements that were awarded in apprenticeships, for example NCFE's apprenticeship achievements accounted for 4 per cent of its total achievements whilst Skillsfirst Awards' accounted for 91 per cent.

**Figure 6:** Proportion of intermediate and advanced apprenticeship achievements in the top ten awarding organisations between 1st August 2011 and 31st July 2012



Source: ILR

Figure 6 shows that, for these top ten awarding organisations, three (City & Guilds, Pearson Education Ltd and Education Development International) accounted for over three-quarters of intermediate and advanced apprenticeship achievements.

**Figure 7:** The 20 regulated qualifications with the most achievements between 1st August 2011 and 31st July 2012 that were funded by Employer Responsive provision (main aim as part of an advanced apprenticeship programme)

Qualification title	Achievements		
	ERP (app)	Total	% of total
EDI Level 3 NVQ Diploma in Business and Administration (QCF)	3,400	3,900	87.2
EDI Level 3 NVQ Certificate in Management (QCF)	3,400	4,100	82.9
City & Guilds Level 3 NVQ Diploma in Hairdressing (QCF)	2,500	5,000	50.0
EDI Level 3 NVQ Diploma in Customer Service (QCF)	2,500	3,100	80.6
EDI Level 3 Diploma for the Children and Young People's Workforce (QCF)	2,300	2,700	85.2
AAT Level 3 Diploma in Accounting (QCF)	2,100	8,400	25.0
EDI Level 3 Diploma in Health and Social Care (Adults) for England (QCF)	2,000	2,800	71.4
ILM Level 3 NVQ Certificate in Management (QCF)	1,900	3,100	61.3
Edexcel Level 3 NVQ Certificate in Management (QCF)	1,900	2,800	67.9
City & Guilds Level 3 NVQ in Electro technical Services	1,900	2,400	79.2
City & Guilds Level 3 Diploma in ICT Professional Competence (QCF)	1,800	2,100	85.7
City & Guilds Level 3 Diploma for the Children and Young People's Workforce (QCF)	1,800	3,600	50.0
City & Guilds Level 3 NVQ Diploma in Business and Administration (QCF)	1,800	2,400	75.0
City & Guilds Level 3 NVQ in Health and Social Care	1,700	4,300	39.5
City & Guilds Level 3 Diploma in Health and Social Care (Adults) for England (QCF)	1,700	4,200	40.5
EAL Level 3 NVQ in Electro technical Services	1,700	1,700	100.0
EAL Level 3 NVQ in Engineering Maintenance	1,500	1,700	88.2
OCR Level 3 NVQ Diploma in Business and Administration (QCF)	1,500	2,400	62.5
IMIAL Level 3 NVQ in Vehicle Maintenance and Repair	1,500	1,700	88.2
City & Guilds Level 3 NVQ in Mechanical Engineering Services - Plumbing (Domestic)	1,500	1,600	93.8
Total of achievements for 20 qualifications	40,400	64,000	63.1
Total of achievements for all qualifications	89,400	4,567,200	2.0

Source: ILR

Figure 7 shows the 20 regulated qualifications with the most achievements between 1st August 2011 and 31st July 2012 that were funded by Employer Responsive provision as the main aim of an advanced apprenticeship programme. Around a third of these top 20 qualifications are in business/management subjects.

**Figure 8:** The 20 regulated qualifications with the most achievements between 1st August 2011 and 31st July 2012 that were funded by Employer Responsive provision (funded main aim as part of an intermediate apprenticeship programme)

Qualification title	Achievements		
	ERP(app)	Total	% of total
Skillsfirst Level 2 Diploma in Retail Skills (QCF)	16,200	19,600	82.7
EDI Level 2 NVQ Certificate in Customer Service (QCF)	7,800	10,100	77.2
Edexcel Level 2 NVQ Certificate in Customer Service (QCF)	7,300	12,700	57.5
EDI Level 2 NVQ Certificate in Business and Administration (QCF)	5,900	6,700	88.1
City & Guilds Level 2 NVQ Diploma in Hairdressing (QCF)	5,300	10,800	49.1
EDI Level 2 NVQ Certificate in Team Leading (QCF)	4,200	5,100	82.4
Skillsfirst Level 2 NVQ Certificate in Customer Service (QCF)	4,100	5,100	80.4
City & Guilds Level 2 NVQ Certificate in Customer Service (QCF)	3,800	6,700	56.7
City & Guilds Level 2 NVQ Certificate in Business and Administration (QCF)	3,300	4,100	80.5
OCR Level 2 NVQ Certificate in Business and Administration (QCF)	3,200	4,600	69.6
City & Guilds Level 2 Diploma in Retail Skills (QCF)	3,200	3,400	94.1
City & Guilds Level 2 Diploma in Health and Social Care (Adults) for England (QCF)	2,900	7,400	39.2
ILM Level 2 NVQ Certificate in Team Leading (QCF)	2,700	4,300	62.8
EDI Level 2 Diploma in Health and Social Care (Adults) for England (QCF)	2,700	4,000	67.5
City & Guilds Level 2 NVQ Diploma in Hospitality Services (QCF)	2,500	3,400	73.5
Edexcel Level 2 Diploma in Health and Social Care (Adults) for England (QCF)	2,400	7,600	31.6
Edexcel Level 2 NVQ Certificate in Business and Administration (QCF)	2,300	3,100	74.2
EAL Level 2 NVQ Diploma in Business Improvement Techniques (QCF)	2,300	4,800	47.9
City & Guilds Level 2 NVQ in Health and Social Care	2,300	4,300	53.5
Edexcel Level 2 NVQ Certificate in Team Leading (QCF)	2,200	3,100	71.0
<b>Total of achievements for 20 qualifications</b>	<b>86,600</b>	<b>130,900</b>	<b>66.2</b>
<b>Total of achievements for all qualifications</b>	<b>190,300</b>	<b>4,567,200</b>	<b>4.2</b>

Source: ILR

Of the top 20 qualifications that were funded as the main aim of an intermediate apprenticeship programme between 1st August 2011 and 31st July 2012, nearly half are customer service and retail skills qualifications.

**Figure 9:** The 20 regulated qualifications with the most achievements between 1st August 2011 and 31st July 2012 that were funded by the Employer Responsive provision in advanced apprenticeships (key skills, basic skills and functional skills only)

Qualification title	Achievements		
	ERP	Total	% of total
City & Guilds Level 2 Key Skills in Application of Number	18,600	22,300	83.4
City & Guilds Level 2 Key Skills in Communication	17,500	24,200	72.3
EDI Level 2 Key Skills in Application of Number	15,500	16,600	93.4
EDI Level 2 Key Skills in Communication	14,700	19,800	74.2
Edexcel Level 2 Key Skills in Application of Number	11,300	12,500	90.4
Edexcel Level 2 Key Skills in Communication	10,700	13,700	78.1
OCR Level 2 Key Skills in Application of Number	5,300	6,400	82.8
City & Guilds Level 2 Key Skills in Information and Communication Technology	5,200	6,500	80.0
OCR Level 2 Key Skills in Communication	4,400	6,300	69.8
Edexcel Level 2 Key Skills in Information and Communication Technology	3,900	4,300	90.7
EDI Level 2 Key Skills in Information and Communication Technology	3,000	3,400	88.2
City & Guilds Level 2 Award in Functional Skills Maths	2,800	10,400	26.9
Edexcel Functional Skills qualification in Maths at Level 2	2,700	17,300	15.6
City & Guilds Functional Skills qualification in English at Level 2	2,300	12,100	19.0
Edexcel Functional Skills qualification in English at Level 2	1,900	14,200	13.4
EAL Level 2 Key Skills in Information and Communication Technology	1,700	2,000	85.0
EAL Level 2 Key Skills in Working with Others	1,300	3,500	37.1
EAL Level 2 Key Skills in Improving Own Learning and Performance	1,300	3,400	38.2
OCR Level 2 Key Skills in Information and Communication Technology	1,300	1,600	81.3
EDI Functional Skills qualification in Maths at Level 2	1,200	1,900	63.2
Total of achievements for 20 qualifications	126,600	202,400	62.5
Total of achievements for all qualifications	147,000	4,567,200	3.2

Source: ILR

Of the top 20 qualifications funded by the Employer Responsive provision in advanced apprenticeships (key skills, basic skills and functional skills only), key skills accounted for over 90 per cent of achievements. This will change in the future, as functional skills qualifications replaced key skills qualifications as a mandatory component of all apprenticeship frameworks from 1st October 2012. As a result, the final date for completion and certification of key skills is 30th September 2013. Numeracy and communication are the subjects with the highest number of achievements for qualifications in key skills, basic skills and functional skills in advanced apprenticeships.

**Figure 10:** The 20 regulated qualifications with the most achievements between 1st August 2011 and 31st July 2012 that were funded by the Employer Responsive provision in advanced apprenticeships (other types of qualifications)

Qualification title	Achievements		
	ERP	Total	% of total
EDI Level 3 Certificate in Principles of Business and Administration (QCF)	6,100	6,100	100.0
EDI Level 3 Certificate in Management Principles (QCF)	5,200	5,200	100.0
EDI Level 3 Certificate in Customer Service (QCF)	3,200	3,200	100.0
EDI Level 3 Certificate in Preparing to Work in Adult Social Care (QCF)	2,700	2,700	100.0
City & Guilds Level 3 Certificate in Electro technical Technology	2,400	7,500	32.0
City & Guilds Level 3 Certificate in Preparing to Work in Adult Social Care (QCF)	2,100	2,100	100.0
Edexcel BTEC Level 3 Certificate in Management (QCF)	2,000	2,200	90.9
City & Guilds Level 3 Certificate in Principles of Business and Administration (QCF)	1,600	1,600	100.0
Edexcel BTEC Level 3 Extended Diploma in ICT Systems and Principles (QCF)	1,600	1,600	100.0
Edexcel BTEC Level 3 Certificate in Preparing to Work in Adult Social Care (QCF)	1,500	1,500	100.0
City & Guilds Level 2 Certificate in Electro technical Technology	1,400	8,500	16.5
LAO Level 3 Certificate in Personal Training (QCF)	1,400	1,400	100.0
City & Guilds Level 3 Certificate in ICT Systems and Principles (QCF)	1,400	1,500	93.3
City & Guilds Level 3 Certificate in Health and Social Care	1,400	1,400	100.0
Edexcel BTEC Level 3 Certificate in Customer Service (QCF)	1,400	1,400	100.0
LAO Level 3 Award in Employment Awareness in Active Leisure and Learning (QCF)	1,300	1,300	100.0
City & Guilds Level 3 Certificate in Plumbing Studies	1,300	2,500	52.0
Edexcel BTEC Level 3 Certificate in Principles of Business and Administration (QCF)	1,200	1,300	92.3
City & Guilds Level 3 Certificate in Customer Service (QCF)	1,200	1,200	100.0
Cskills Awards Level 3 Diploma in Site Carpentry (QCF)	1,100	2,700	40.7
Total of achievements for 20 qualifications	41,500	41,500	100.0
Total of achievements for all qualifications	75,200	4,567,200	1.6

Source: ILR

All the achievements for these qualifications were through advanced apprenticeships. Certificates in principles of business and administration, management principles, and customer service accounted for over half of the achievements.

**Figure 11:** The 20 regulated qualifications with the most achievements between 1st August 2011 and 31st July 2012 that were funded by the Employer Responsive provision in intermediate apprenticeships (key skills, basic skills and functional skills only)

Qualification title	Achievements		
	ERP	Total	% of total
Edexcel Level 1 Key Skills in Application of Number	36,200	38,100	95.0
City & Guilds Level 1 Key Skills in Application of Number	35,500	36,500	97.3
Edexcel Level 1 Key Skills in Communication	33,600	35,500	94.6
City & Guilds Level 1 Key Skills in Communication	30,800	31,800	96.9
EDI Level 1 Key Skills in Application of Number	24,000	24,200	99.2
EDI Level 1 Key Skills in Communication	19,300	19,500	99.0
OCR Level 1 Key Skills in Application of Number	7,100	7,300	97.3
OCR Level 1 Key Skills in Communication	5,900	6,100	96.7
City & Guilds Functional Skills qualification in Maths at Level 1	5,700	25,700	22.2
City & Guilds Level 2 Key Skills in Communication	5,700	24,200	23.6
EAL Level 1 Key Skills in Application of Number	5,500	5,500	100.0
EAL Level 1 Key Skills in Communication	5,500	5,500	100.0
City & Guilds Level 1 Key Skills in Information and Communication Technology	5,400	6,800	79.4
EDI Level 2 Key Skills in Communication	4,900	19,800	24.7
EDI Level 1 Key Skills in Information and Communication Technology	4,700	4,900	95.9
Edexcel Functional Skills qualification in Maths at Level 1	4,600	32,600	14.1
City & Guilds Functional Skills qualification in English at Level 1	4,200	27,100	15.5
Edexcel Level 1 Key Skills in Information and Communication Technology	3,400	3,700	91.9
Edexcel Functional Skills qualification in English at Level 1	3,300	29,200	11.3
NCFE Level 1 Key Skills in Application of Number	2,800	2,800	100.0
Total of achievements for 20 qualifications	248,100	386,800	64.1
Total of achievements for all qualifications	301,500	4,567,200	6.6

Source: ILR

Nearly two-thirds of the achievements for these qualifications were through intermediate apprenticeships. Nearly all the qualifications are key skills. As discussed under figure 9, owing to changes in what can be included in an apprenticeship, this proportion will change going forward. Qualifications in numeracy and communication had the highest number of achievements.



**Figure 12:** The 20 regulated qualifications with the most achievements between 1st August 2011 and 31st July 2012 that were funded by the Employer Responsive provision in intermediate apprenticeships (other types of qualifications)

Qualification title	Achievements		
	ERP	Total	% of total
Skillsfirst Level 2 Certificate in Retail Knowledge (QCF)	18,500	20,300	91.1
EDI Level 2 Certificate in Principles of Business and Administration (QCF)	10,500	11,500	91.3
EDI Level 2 Certificate in Customer Service (QCF)	9,300	11,300	82.3
Edexcel BTEC Level 2 Certificate in Customer Service (QCF)	8,000	16,800	47.6
EDI Level 2 Certificate in Team Leading Principles (QCF)	5,500	5,900	93.2
City & Guilds Level 2 Certificate in Retail Knowledge (QCF)	4,600	5,000	92.0
City & Guilds Level 2 Certificate in Customer Service (QCF)	3,900	4,700	83.0
Skillsfirst Level 2 Certificate in Customer Service (QCF)	3,500	3,600	97.2
EDI Level 2 Certificate in Preparing to Work in Adult Social Care (QCF)	3,200	3,600	88.9
City & Guilds Level 2 Certificate in Preparing to Work in Adult Social Care (QCF)	3,200	3,800	84.2
EAL Level 2 Award in Industrial Environment Awareness (QCF)	3,200	3,800	84.2
City & Guilds Level 2 Certificate in Principles of Business and Administration (QCF)	2,800	3,100	90.3
Edexcel BTEC Level 2 Certificate in Team Leading (QCF)	2,600	5,400	48.1
EDI Level 2 Certificate in Retail Knowledge (QCF)	2,600	2,800	92.9
EAL Level 2 Certificate in Business Improvement Techniques	2,600	2,600	100.0
Edexcel BTEC Level 2 Certificate in Preparing to Work in Adult Social Care (QCF)	2,500	3,000	83.3
ILM Level 2 Certificate in Team Leading (QCF)	2,400	3,400	70.6
Edexcel BTEC Level 2 Certificate in Retail Knowledge (QCF)	2,300	5,900	39.0
Cskills Awards Level 2 Diploma in Site Carpentry (QCF)	2,200	6,700	32.8
LAO Level 2 Award in Employment Awareness in Active Leisure and Learning (QCF)	2,200	2,200	100.0
Total of achievements for 20 qualifications	95,600	125,400	76.2
Total of achievements for all qualifications	167,700	4,567,200	3.7

Source: ILR

Over half of the achievements were in retail knowledge or customer service qualifications.

We wish to make our publications widely accessible. Please contact us if you have any specific accessibility requirements.

First published by the Office of Qualifications and Examinations Regulation in 2013

© Crown copyright 2013

You may re-use this publication (not including logos) free of charge in any format or medium, under the terms of the [Open Government Licence](#). To view this licence, visit [The National Archives](#); or write to the Information Policy Team, The National Archives, Kew, Richmond, Surrey, TW9 4DU; or email: [psi@nationalarchives.gsi.gov.uk](mailto:psi@nationalarchives.gsi.gov.uk)

This publication is also available on our website at [www.ofqual.gov.uk](http://www.ofqual.gov.uk)

Any enquiries regarding this publication should be sent to us at:

Office of Qualifications and Examinations Regulation	
Spring Place	2nd Floor
Coventry Business Park	Glendinning House
Herald Avenue	6 Murray Street
Coventry CV5 6UB	Belfast BT1 6DN

Telephone 0300 303 3344

Textphone 0300 303 3345

Helpline 0300 303 3346