

people:skills:jobs:



Department for
**Employment
and Learning**
www.delni.gov.uk

STATISTICAL BULLETIN

ApprenticeshipsNI

Statistics from September 2007 to July 2013



TABLE OF CONTENTS

INTRODUCTION	2
KEY STATISTICS	4
STARTS	4
OCCUPANCY	5
LEAVERS	6
MAIN OUTCOMES	7
NOTES TO READERS	8
STATISTICAL TABLES	13

INTRODUCTION

Coverage

This Statistical Bulletin is part of a regular series published by the Department for Employment and Learning (DEL) to provide key information on the [ApprenticeshipsNI](#) programme and contains data to July 2013. The Bulletin is published on a quarterly basis.

The statistics presented in this Bulletin cover a range of topics including starts, occupancy, leavers and outcomes for participants on ApprenticeshipsNI. For more information on the coverage please see the [Notes to Readers](#) section.

Policy and Operational Context

ApprenticeshipsNI aims to provide participants with the opportunity to take part in a Level 2/Level 3 Apprenticeship where the apprentice, in paid employment from day one, works towards achieving an industry-approved Level 2/Level 3 Apprenticeship Framework.

ApprenticeshipsNI aims to:

- provide apprentices with the knowledge, understanding, and competence to work at a higher level in their chosen occupation;
- offer high quality training to fulfil the requirements of an appropriate Apprenticeship Framework;
- contribute to raising the skills level of the Northern Ireland workforce;
- provide opportunities for progression to further and higher education and training; and
- encourage the direct involvement of employers in training key personnel.

It should be noted that the figures in this Statistical Bulletin are solely in respect of participants on ApprenticeshipsNI, introduced for new starts from September 2007.

Who will be interested?

The information presented in this Statistical Bulletin will be of interest to a wide variety of people including training suppliers and employers. For example, the statistics within and those derived from this Bulletin are currently used by DEL policy officials in their role of assisting and advising the Minister for Employment and Learning to discharge his duties; by the Northern Ireland Assembly and Employment and Learning committee to scrutinise DEL training programmes; and by DEL policy officials in order to monitor performance of the programme.

Structure

This Bulletin analyses key statistical information for this programme and data have been provided on numbers participating in ApprenticeshipsNI; on key personal characteristics of participants (such as sex and background); on the ApprenticeshipsNI provision undertaken within the programme; and on outcomes gained by participants.

The Bulletin consists of three sections:

- [Key Statistics](#) – Highlights the main facts from the statistical tables.
- [Notes to Readers](#) – Provides further information on programme design and terminology.
- [Statistical Tables](#) – Includes statistics on starts, occupancy, leavers and outcomes gained. Information is presented by Local Government District and Parliamentary Constituency.

It should be noted that this Bulletin does not represent the full apprenticeships position in Northern Ireland. The Jobskills Programme was replaced in September 2007 for new starts, however existing Jobskills participants continued to progress within Jobskills until their natural conclusion. Jobskills Modern Apprentices are not included in the figures within this Bulletin.

In previous editions of this bulletin, figures were rounded to the nearest 5, with 0, 1 and 2 rounded to 0. After consultation with customers, it has been decided to present actual data. Figures in this bulletin are therefore **not** rounded and no cells have been suppressed.

KEY STATISTICS

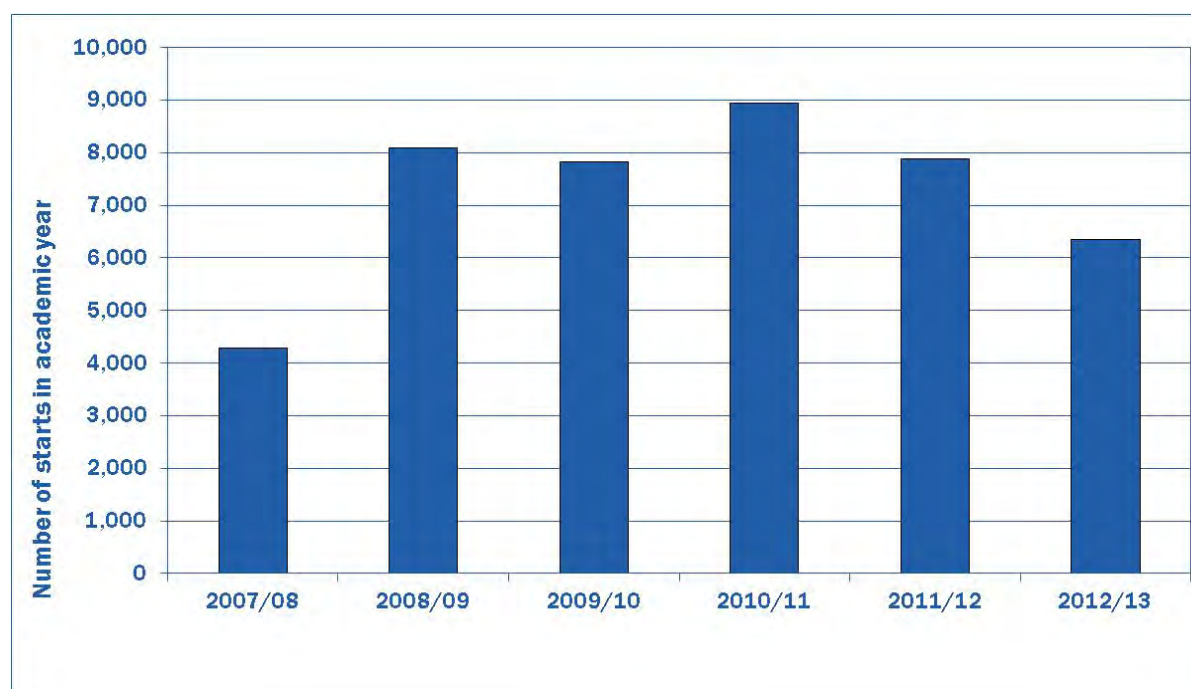
Starts

Between the academic years 2007/08 and 2012/13, 43,376 participants started ApprenticeshipsNI. **Figure 1** shows that between the academic years 2007/08 and 2008/09, there was an increase of 89% in the number of starts to the programme. This coincides with the change to the programme in September 2008, when apprenticeships were extended to those aged 25 and over.

The number of new starts in each academic year following on from 2008/09 to 2011/12 remained relatively steady with the exception of 2010/11, where there was an increase from 2009/10 of 14% in the number of new starts. This is likely to be attributable to the extended eligibility criteria for those aged 25 and over.

In the most recent academic year, 2012/13, **Figure 1** shows that 6,345 participants started the programme.

Figure 1: ApprenticeshipsNI Starts (2007/08 to 2012/13) ⁽¹⁾



Notes:

(1) From September 2007 ApprenticeshipsNI was aimed at individuals aged 16-24; however in September 2008 they became all-age apprenticeships.

Source: Data extracted from the Department's Client Management System on 25th October 2013.

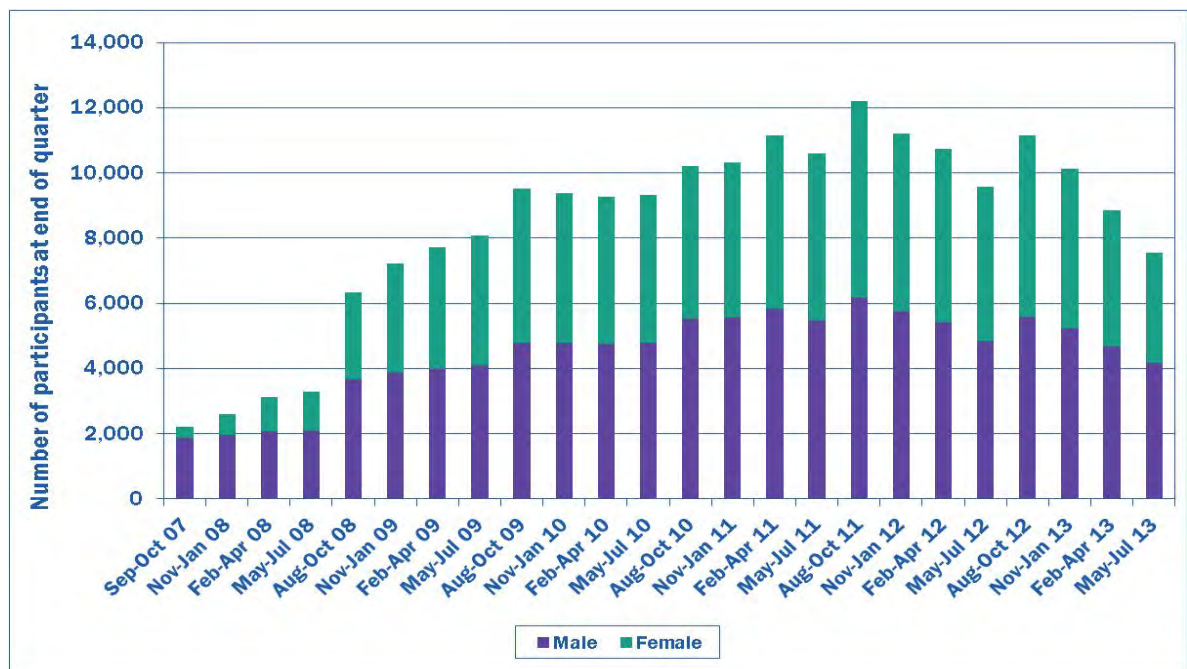
See [Section 1](#) of the Statistical Tables for further information on starts.

Occupancy

Between the quarters ending October 2007 and July 2013, the number of participants on ApprenticeshipsNI (at the end of the quarter) increased from 2,209 to 7,558. **Figure 2** shows that from the introduction of the programme in September 2007 to the quarter ending October 2009, the number of participants on programme (at the end of the quarter) rose sharply each quarter. From the quarter ending October 2009 to the quarter ending July 2011, occupancy levelled off. In the quarter ending October 2011 there was a sharp rise in the number of participants on ApprenticeshipsNI which coincided with the extended eligibility for the 25 and over age group. The most recent quarter shows that the number of participants on the programme has fallen by 38% since the peak recorded in the quarter ending October 2011. It should be noted that as apprenticeships can take up to four years to complete, there is a cumulative effect on the number of participants on programme each year.

Figure 2 also shows that at the start of the programme in September 2007, there were predominantly more male apprentices; however since the beginning of 2009 occupancy on the programme has become more evenly balanced between males and females.

Figure 2: All participants on ApprenticeshipsNI by sex (September 2007 to July 2013)⁽¹⁾



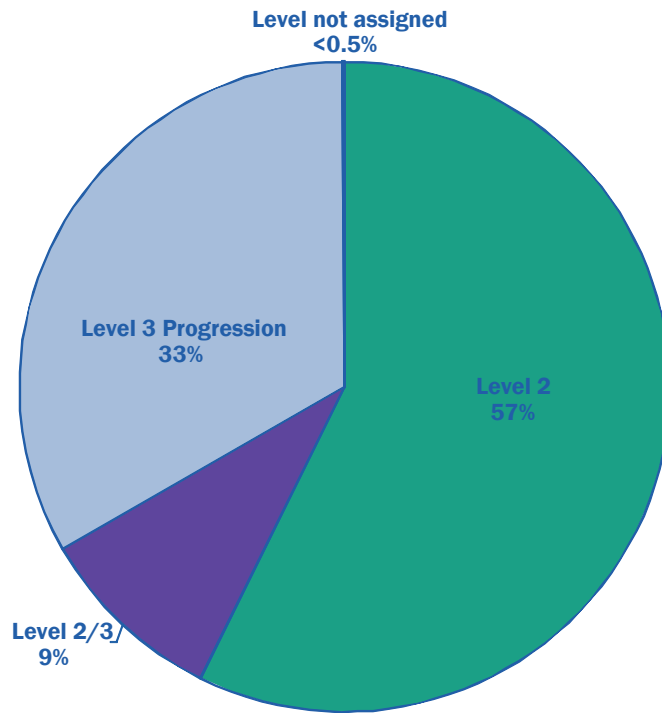
Notes:

(1) From September 2007 ApprenticeshipsNI was aimed at individuals aged 16-24, however in September 2008 they became all-age apprenticeships.

Source: Data extracted from the Department's Client Management System on 25th October 2013.

The total number of participants on ApprenticeshipsNI at the end of July 2013 was 7,558. Of the total number of participants, 4,332 (57%) were on Level 2; 710 (9%) were on Level 2/3, and 2,506 participants were on the Level 3 Progression route (33%) (see **Figure 3**).

Figure 3: All participants on ApprenticeshipsNI by level (July 2013) ⁽¹⁾



(1) 'Level not assigned' includes those participants for whom framework has not been recorded by the Supplier.
Source: Data extracted from the Department's Client Management System on 25th October 2013.

See [Section 2](#) of the Statistical Tables for further information on occupancy, including breakdowns by equality groups, geography and subject area (framework).

Leavers

Between the academic years 2007/08 and 2012/13, 35,824 participants left the ApprenticeshipsNI programme. The number of leavers increased each year over the academic years 2007/08 and 2011/12.

In the most recent academic year, 2012/13, 8,417 participants left the programme.

See [Section 3](#) of the Statistical Tables for further information on leavers.

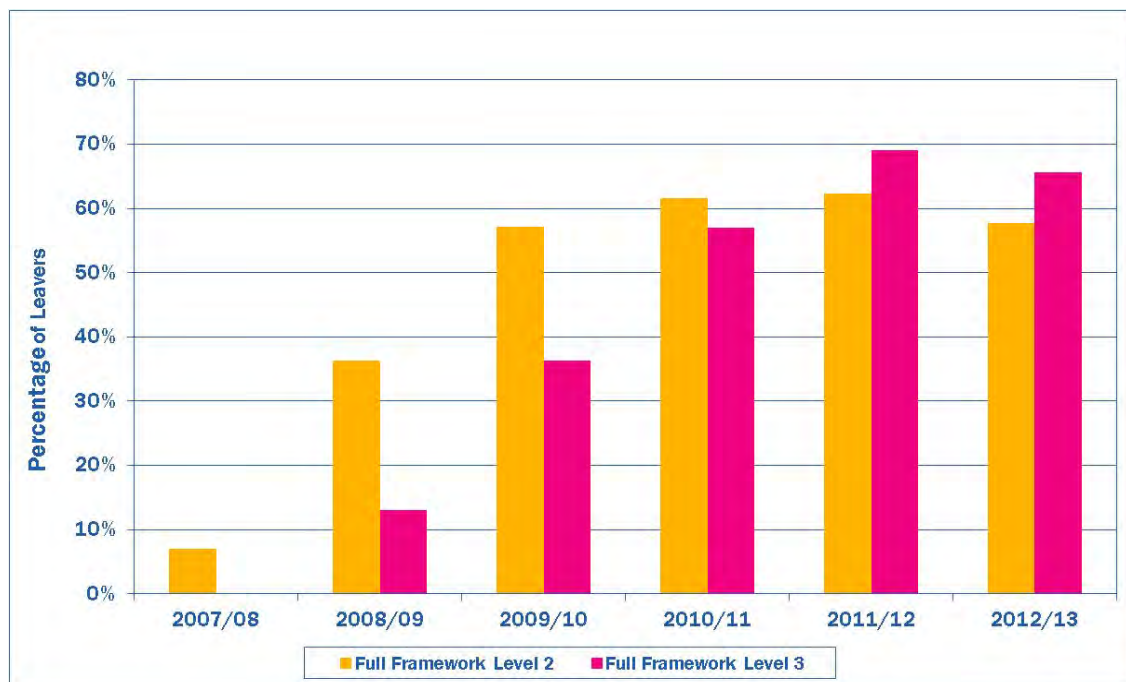
Main Outcomes

Between 2007/08 and 2012/13, 35,824 participants left ApprenticeshipsNI. Of these, 55% achieved their targeted Full Framework. **Figure 4** shows the percentage of leavers achieving a Full Framework Level 2 and a Full Framework Level 3 in each academic year.

Figure 4 shows that between 2007/08 and 2011/12, the percentage of leavers targeted at Level 2 achieving a Full Framework Level 2 averaged between 57% and 62% in the last three full academic years after lower figures in the first two years of the programme. The percentage of leavers targeted at Level 3 achieving a Full Framework Level 3 increased from 0% to 69% between 2007/08 and 2011/12.

In the most recent academic year, 2012/13, **Figure 4** shows that 58% of leavers targeted at Level 2 achieved a Full Framework Level 2. During the same period, 66% of leavers targeted at Level 3 achieved a Full Framework Level 3.

Figure 4: Full Frameworks achieved by leavers from ApprenticeshipsNI (2007/08 to 2012/13)



Source: Data extracted from the Department's Client Management System on 25th October 2013.

See [Section 4](#) of the Statistical Tables for further information on outcomes.

NOTES TO READERS

1. Context

It should be noted that the figures in this Statistical Bulletin are solely in respect of participants on ApprenticeshipsNI, introduced for new starts from September 2007.

2. Introduction

Apprenticeships are available in a wide range of occupational areas and may take up to four years to complete, and some time thereafter for achievements to be recorded, validated and reported upon.

The aim of ApprenticeshipsNI is to provide participants with the opportunity to achieve a Level 2/Level 3 Apprenticeship where the apprentice, in paid employment from day one, will work towards achieving the requirements of an industry-approved Level 2/Level 3 Apprenticeship Framework.

Each apprenticeship comprises an agreed set of qualifications, called an Apprenticeship Framework, as developed by Industry Recognized bodies such as Sector Skills Councils with the help of employers in their industry. Most Apprenticeship Frameworks follow a standard format that comprises:-

- a competency based qualification, e.g. a National Vocational Qualification;
- Essential Skills;
- a knowledge based qualification; and
- other mandatory or optional elements as specified by the particular industry for the occupational area.

Training Suppliers provide the underpinning knowledge and develop skills, while the employer provides the practical experience to put those skills to the test. Depending on the subject requirements, training may be delivered in a classroom or workshop setting.

The current frameworks can be found by following the link: [Current Frameworks](#).

3. Eligibility

Generally, people may enter ApprenticeshipsNI subject to:-

- having attained the legal minimum school leaving age in Northern Ireland;
- being contracted to work a minimum of 21 hours per week (including day release/off-the-job training) with one employer;
- having the potential to successfully complete all the requirements of the appropriate Level 2/Level 3 Apprenticeship Framework;
- meeting any health requirements specific to the occupation of their choice;

- having achieved any necessary entry academic qualifications determined by the relevant sector for the Apprenticeship and approved by the Department; and
- passing any entry tests specified by the relevant sector/employer and approved by the Department.

The following, are not eligible to enter an ApprenticeshipsNI-funded Level 2/Level 3 Apprenticeship:

- a person taking up, or already in, a self-employment opportunity;
- a public sector employee (i.e. a direct employee of a public body);
- a non-EU National, who is subject to employment restrictions and/or a time limit on his/her stay in Northern Ireland at the time of application to enter training;
- a person for whom the employer is claiming financial support from any other Departmental budget or programme; or
- a person following a full-time course of study in either further or higher education.

4. Source of Data

Clients' details are recorded on the Department's Client Management System (CMS) which is installed in Jobcentre/Jobs & Benefits offices and Careers Offices throughout Northern Ireland. This is an IT system which is used to facilitate the interface with the Department's customers. It maintains a basic client record; allows the preferred occupation stated by clients to be matched against suitable vacancies; records actions such as interviews, referrals to training opportunities, placing into jobs etc. In particular, it has been significantly enhanced to record ApprenticeshipsNI specific actions, and certain permitted data fields are populated automatically whenever Training Suppliers update their records on the Trainee Management System software.

The relevant data are extracted from CMS each month to form the ApprenticeshipsNI Database maintained by the Department's Research and Evaluation Branch (REB) within Analytical Services. The data for this Bulletin were extracted from CMS on 25th October 2013. The data presented are derived from the ApprenticeshipsNI database.

5. Definitions

The following notes explain the definitions underlying the data presented in this Statistical Bulletin except where these are self-explanatory – e.g. sex.

Participant: A participant is defined for statistical purposes as an individual on ApprenticeshipsNI. An individual can participate on ApprenticeshipsNI more than once.

Starts: Refers to the number of participants starting ApprenticeshipsNI who are on provision for more than 28 days and excludes Rejoins.

Occupancy: Refers to the number of participants on the programme/provision at a particular point in time. Occupancy figures relate to those participants on provision on the last Friday of the quarter.

Leavers: Refers to the number of participants leaving ApprenticeshipsNI who are on provision for more than 28 days and excludes Rejoins.

Rejoin: Refers to a participant who leaves a programme but later returns to the same programme, at the same level, on the same Framework, regardless of the Training Supplier they return to.

Academic year: Refers to 1st August to 31st July.

Level 2: Refers to those Apprentices within a specific Personal Training Plan, the targeted outcome of which is NVQ Level 2 or equivalent, but no higher.

Level 2/3: Refers to those Apprentices within a specific Personal Training Plan, who are pursuing an NVQ Level 2 en route to a targeted outcome which is NVQ Level 3 or equivalent.

Level 3: Refers to those Apprentices who have already met the Level 2 requirement before commencing a Level 3 programme.

Level not assigned: Refers to those Apprentices who are undertaking an apprenticeship but the level is not known. This is most likely due to the fact that the participant has not been on programme long enough to complete their initial assessment period and establish which framework they should be on. Without the framework code, the level of their apprenticeship cannot be determined.

National Vocational Qualification (NVQ): A nationally recognised competence based vocational qualification demonstrating practical and theoretical knowledge in an occupation area at a pre-set standard.

Full Framework: All the required elements of an Apprenticeship including the relevant NVQ and Technical Certificate if applicable and Essential Skills if applicable.

Background: The Department records information reported by the participant, who may indicate if they are from a Catholic, Protestant or Other background. Participants who do not respond are classified as Not Known.

Ethnic Origin: The Department records ethnic origin as reported by the participant under the following categories - Bangladeshi, Black-African, Black-Caribbean, Black-Other, Chinese, Indian, Irish Traveller, Malaysia, Mixed, Pakistani, Vietnam, White, Other or Unknown. For statistical purposes ethnic origin is reported in this publication as White, Non White and Not Known. The 'Non White' figures quoted are those clients who record their ethnic origin as other than White.

Dependants: The Department records the number of dependants as reported by the participant. Each participant is asked to indicate (yes or no) if they have any dependants. By dependants the Department means that they are the main carer for a child (aged 16 or under), a person with a disability or an elderly person.

Marital Status: The Department records marital status background information as reported by the participant, who is asked if he/she is married, living with a partner, single (never married), separated, divorced or widowed. For statistical purposes marital status is reported in this publication as Single, Married/Co-Habiting, Widowed/Separated/Divorced and Not Known.

People with a disability: The Department records disability as self-assessed by the participant. A participant is asked to indicate (yes or no) if they have a disability according to the following definition:

A person has a disability if he/she has a 'physical or mental impairment which has a substantial and long term adverse effect on his/her ability to carry out normal day to day activities'.

If the participant indicates 'yes' they are asked to provide further details.

Note: In each of the equality categories, an answer of 'Not Known' may occur – this is where no data have been recorded by the Department and the information is not known.

6. Revisions

Over time, as more information becomes available, estimates can be revised to improve quality and accuracy, which will provide a better picture of that being measured. The programme dynamics of ApprenticeshipsNI may lead to the revision of published statistics as described in the previous section. In addition there may be a lag in recording some information on the administrative system and therefore statistics may be updated in future to improve accuracy.

7. Quality Measures

Relevance: This Statistical Bulletin has been drafted following consultation with customers. The key customers within Government use the data to monitor performance of the programme and consider operational impacts of delivering the programme. There is ongoing interaction with users to ensure the data are still relevant to meet their needs.

Accuracy: The statistics included are representative of the administrative database (CMS) at the time of data extraction. The administrative system has in-built validation checks to minimise user error and can be interrogated to assess data quality and cross check statistics. Validation checks are also carried out on the ApprenticeshipsNI database. A small number of erroneous records are excluded from the ApprenticeshipsNI database.

Timeliness and Punctuality: Data in this Bulletin include all participants who commenced ApprenticeshipsNI on or before the 31st July 2013. The time gap between this date and the publication date is due to a lag of three months that must be left before data can be extracted from CMS, along with time taken to complete validation

and processing. The publication schedule for the Department for Employment and Learning can be accessed via the following link: [Statistics Publication Schedule](#).

Accessibility and Clarity: This Statistical Bulletin is part of a regular series published by the Department for Employment and Learning. The Bulletin is published on a quarterly basis. It is available on the Department's website and is free of charge. The Bulletin includes tables, text and charts. The Bulletin is available in other formats upon request.

Comparability: The Bulletin provides data by academic year and by quarter since the programme was introduced in Northern Ireland to enable comparisons over time. When methodological changes or other effects such as programme changes are made, every effort is made to ensure that all previous data are amended to make them directly comparable.

STATISTICAL TABLES

SECTION 1: APPRENTICESHIPSNI STARTS	14
Table 1.1:ApprenticeshipsNI starts by sex (2007/08 to 2012/13)	14
Table 1.2:ApprenticeshipsNI starts by level (2007/08 to 2012/13)	14
SECTION 2: OCCUPANCY ON APPRENTICESHIPSNI	15
Table 2.1:All participants on ApprenticeshipsNI by sex (September 2007 to July 2013)	15
Table 2.2:All participants on ApprenticeshipsNI by Framework (July 2013)	16
Table 2.3:All participants on ApprenticeshipsNI by equality group (July 2013)	18
Table 2.4:All participants on ApprenticeshipsNI by Local Government District (July 2013)	19
Table 2.5:All participants on ApprenticeshipsNI by Parliamentary Constituency (July 2013)	20
SECTION 3: APPRENTICESHIPSNI LEAVERS	21
Table 3.1:ApprenticeshipsNI leavers by sex (2007/08 to 2012/13)	21
Table 3.2:ApprenticeshipsNI leavers by level (2007/08 to 2012/13)	21
SECTION 4: MAIN OUTCOMES OF APPRENTICESHIPSNI PARTICIPANTS	22
Table 4.1:Qualifications achieved by participants leaving Level 2 Apprenticeships (2007/08 to 2012/13)	22
Table 4.2:Qualifications achieved by participants leaving Level 2/3 and Level 3 Progression Apprenticeships (2007/08 to 2012/13)	22

Percentages based on small numbers should be interpreted with caution.

Section 1: ApprenticeshipsNI Starts

Table 1.1: ApprenticeshipsNI starts by sex (2007/08 to 2012/13) ^{(1) (2)}

Academic year	Starts				
	Total	Male	% Male	Female	% Female
2007/08	4,282	2,769	65%	1,513	35%
2008/09	8,082	3,656	45%	4,426	55%
2009/10	7,835	3,666	47%	4,169	53%
2010/11	8,948	4,118	46%	4,830	54%
2011/12	7,884	3,706	47%	4,178	53%
2012/13	6,345	3,247	51%	3,098	49%
Total	43,376	21,162	49%	22,214	51%

Notes:

- (1) From September 2007, ApprenticeshipsNI were aimed at individuals aged 16-24, however in September 2008 they became all-age apprenticeships.
- (2) These figures are for apprentices on ApprenticeshipsNI, they do not include those apprentices who remain on the Jobskills Modern Apprenticeships programme.

Source: Data extracted from the Department's Client Management System on 25th October 2013.

Table 1.2: ApprenticeshipsNI starts by level (2007/08 to 2012/13) ^{(1) (2) (3)}

Academic year	Total	Level 2	Level 3		Level not assigned
			Level 2/3	Level 3 Progression	
2007/08	4,282	3,069	712	333	168
2008/09	8,082	5,917	1,183	792	190
2009/10	7,835	5,402	671	1,602	160
2010/11	8,948	5,679	942	2,220	107
2011/12	7,884	4,995	574	2,219	96
2012/13	6,345	3,708	254	2,289	94
Total	43,376	28,770	4,336	9,455	815

Notes:

- (1) From September 2007, ApprenticeshipsNI were aimed at individuals aged 16-24, however in September 2008 they became all-age apprenticeships.
- (2) These figures are for apprentices on ApprenticeshipsNI, they do not include those apprentices who remain on the Jobskills Modern Apprenticeships programme.
- (3) For definitions of each level of Apprenticeship, see Notes to Readers section.

Source: Data extracted from the Department's Client Management System on 25th October 2013.

Section 2: Occupancy on ApprenticeshipsNI

Table 2.1: All participants on ApprenticeshipsNI by sex (September 2007 to July 2013) ⁽¹⁾ ⁽²⁾ ⁽³⁾

Quarter	All			Level 2			Level 3						Level not assigned		
	Total	Male	Female	Total	Male	Female	Level 2/3			Level 3 Progression			Total	Male	Female
							Total	Male	Female	Total	Male	Female			
Sep-Oct 07	2,209	1,873	336	1,542	1,276	266	522	496	26	56	28	28	89	73	16
Nov-Jan 08	2,594	1,959	635	1,886	1,408	478	567	498	69	126	42	84	15	11	4
Feb-Apr 08	3,114	2,061	1,053	2,264	1,500	764	604	491	113	230	63	167	16	7	9
May-Jul 08	3,287	2,100	1,187	2,369	1,520	849	638	500	138	273	78	195	7	2	5
Aug-Oct 08	6,340	3,686	2,654	4,566	2,619	1,947	1,145	852	293	516	163	353	113	52	61
Nov-Jan 09	7,228	3,866	3,362	5,286	2,750	2,536	1,331	923	408	582	186	396	29	7	22
Feb-Apr 09	7,729	3,978	3,751	5,594	2,773	2,821	1,398	909	489	717	286	431	20	10	10
May-Jul 09	8,083	4,090	3,993	5,734	2,717	3,017	1,509	961	548	811	393	418	29	19	10
Aug-Oct 09	9,510	4,791	4,719	6,563	2,991	3,572	1,673	1,118	555	1,233	663	570	41	19	22
Nov-Jan 10	9,369	4,789	4,580	6,363	2,911	3,452	1,578	1,077	501	1,409	791	618	19	10	9
Feb-Apr 10	9,281	4,755	4,526	6,164	2,796	3,368	1,467	1,020	447	1,615	924	691	35	15	20
May-Jul 10	9,316	4,785	4,531	6,065	2,708	3,357	1,500	1,051	449	1,723	1,018	705	28	8	20
Aug-Oct 10	10,207	5,528	4,679	6,413	3,062	3,351	1,560	1,137	423	2,208	1,319	889	26	10	16
Nov-Jan 11	10,316	5,563	4,753	6,386	3,086	3,300	1,516	1,103	413	2,402	1,367	1,035	12	7	5
Feb-Apr 11	11,154	5,849	5,305	6,711	3,137	3,574	1,670	1,176	494	2,749	1,527	1,222	24	9	15
May-Jul 11	10,601	5,479	5,122	6,264	2,927	3,337	1,648	1,147	501	2,660	1,396	1,264	29	9	20
Aug-Oct 11	12,196	6,163	6,033	7,088	3,336	3,752	1,824	1,211	613	3,237	1,598	1,639	47	18	29
Nov-Jan 12	11,213	5,754	5,459	6,546	3,107	3,439	1,590	1,097	493	3,071	1,547	1,524	6	3	3
Feb-Apr 12	10,724	5,431	5,293	6,388	2,993	3,395	1,338	929	409	2,987	1,504	1,483	11	5	6
May-Jul 12	9,568	4,845	4,723	5,734	2,673	3,061	1,112	823	289	2,711	1,346	1,365	11	3	8
Aug-Oct 12	11,157	5,596	5,561	6,431	3,006	3,425	1,115	844	271	3,591	1,734	1,857	20	12	8
Nov-Jan 13	10,126	5,233	4,893	5,828	2,803	3,025	960	748	212	3,336	1,680	1,656	2	2	0
Feb-Apr 13	8,843	4,666	4,177	5,054	2,465	2,589	836	664	172	2,944	1,535	1,409	9	2	7
May-Jul 13	7,558	4,181	3,377	4,332	2,208	2,124	710	592	118	2,506	1,374	1,132	10	7	3

Notes:

- (1) From September 2007, ApprenticeshipsNI were aimed at individuals aged 16-24, however in September 2008 they became all-age apprenticeships.
- (2) These figures are for apprentices on ApprenticeshipsNI, they do not include those apprentices who remain on the Jobskills Modern Apprenticeships programme.
- (3) For definitions of each level of Apprenticeship, see Notes to Readers section.

Source: Data extracted from the Department's Client Management System on 25th October 2013.

Table 2.2: All participants on ApprenticeshipsNI by Framework (July 2013) ⁽¹⁾ ⁽²⁾ ⁽³⁾

Framework	Total	Level 2	Level 3		Level not assigned
			Level 2/3	Level 3 Progression	
Accounting	9	3	2	4	0
Agriculture Industry	110	66	0	44	0
Amenity Horticulture	2	2	0	0	0
Animal Care	1	1	0	0	0
Barbering	3	1	0	2	0
Beauty Therapy	24	5	0	19	0
Business and Administration	151	95	17	39	0
Call Handling	76	76	0	0	0
Catering and Hospitality	977	977	0	0	0
Child Care, Learning and Development	275	63	7	205	0
Construction	92	92	0	0	0
Construction Crafts	205	0	1	204	0
Contact Centre Operation	3	0	0	3	0
Craft Baking	1	1	0	0	0
Creative Industries	2	1	0	1	0
Customer Service	553	452	36	65	0
Distribution and Warehousing	216	213	0	3	0
Electrical Distribution and Trans. Engineering	49	0	49	0	0
Electrotechnical Services	331	0	282	49	0
Engineering	692	320	149	223	0
Engineering Construction	1	0	0	1	0
Equine Industry	1	0	1	0	0
Food and Drink Manufacturing	4	0	2	2	0
Food and Drink Manufacturing Operations	103	103	0	0	0
Food Manufacture	119	94	4	21	0
Furniture Production	2	1	0	1	0
Gas Utilisation, Installation and Maintenance	23	0	22	1	0
Glass Industry Occupations	8	2	1	5	0
Hairdressing	214	55	0	159	0
Health and Social Care	1,060	693	40	327	0
Heating, Ventilation, Air Conditioning and Refrigeration	40	16	3	21	0
Hospitality and Catering	295	0	16	279	0
Insurance	1	0	0	1	0
IT Services and Development	49	33	0	16	0
IT Users	136	104	0	32	0

Table 2.2 continued

Framework	Total	Level 2	Level 3		Level not assigned
			Level 2/3	Level 3 Progression	
Land Based Service Engineering	40	6	0	34	0
Light Vehicle Body and Paint Operations	4	0	0	4	0
Management	381	0	14	367	0
Mechanical Engineering Services (Plumbing)	105	35	29	41	0
Motor Vehicle Industry	142	142	0	0	0
Pharmacy Services	23	19	0	4	0
Polymer Processing	4	0	1	3	0
Print Administration	5	0	0	5	0
Print Production	20	0	0	20	0
Printing Industry	19	19	0	0	0
Retail	311	281	11	19	0
Security Systems	24	16	0	8	0
Team Leading	322	322	0	0	0
Travel Services	4	4	0	0	0
Vehicle Maintenance and Repair	273	0	3	270	0
Water Utility Operations	39	19	20	0	0
Youth Work	4	0	0	4	0
Not Known	10	0	0	0	10
Total	7,558	4,332	710	2,506	10

Notes:

- (1) From September 2007, ApprenticeshipsNI were aimed at individuals aged 16-24, however in September 2008 they became all-age apprenticeships.
- (2) These figures are for apprentices on ApprenticeshipsNI, they do not include those apprentices who remain on the Jobskills Modern Apprenticeships programme.
- (3) For definitions of each level of Apprenticeship, see Notes to Readers section.

Source: Data extracted from the Department's Client Management System on 25th October 2013.

Table 2.3: All participants on ApprenticeshipsNI by equality group (July 2013) ^{(1) (2) (3)}

Equality Group	Equality Sub-Categories	Total	Level 2	Level 3		Level not assigned
				Level 2/3	Level 3 Progression	
All	All	7,558	4,332	710	2,506	10
Age ⁽⁴⁾	16-19	2,124	949	373	798	4
	20-24	2,527	1,539	196	787	5
	25+	2,907	1,844	141	921	1
Sex	Male	4,181	2,208	592	1,374	7
	Female	3,377	2,124	118	1,132	3
Background	Catholic	2,620	1,600	164	853	3
	Protestant	2,704	1,611	219	871	3
	Other	332	206	20	106	0
	Not Known ⁽⁵⁾	1,902	915	307	676	4
Ethnicity	White	7,315	4,242	623	2,440	10
	Non White	230	86	78	66	0
	Not Known ⁽⁵⁾	13	4	9	0	0
Dependants	No Dependants	2,507	1,508	255	740	4
	With Dependants	624	427	25	172	0
	Not Known ⁽⁵⁾	4,427	2,397	430	1,594	6
Disability	Non Disabled	7,415	4,253	704	2,448	10
	Disabled ⁽⁶⁾	143	79	6	58	0
Marital Status	Single	4,324	2,392	474	1,454	4
	Married/Co-Habiting	415	283	25	107	0
	Widowed/Separated/Divorced	198	146	8	44	0
	Not Known ⁽⁵⁾	2,621	1,511	203	901	6

Notes:

- (1) From September 2007, ApprenticeshipsNI were aimed at individuals aged 16-24, however in September 2008 they became all-age apprenticeships.
- (2) These figures are for apprentices on ApprenticeshipsNI, they do not include those apprentices who remain on the Jobskills Modern Apprenticeships programme.
- (3) For definitions of each level of Apprenticeship, see Notes to Readers section.
- (4) 'Age' relates to age of the participant on starting provision.
- (5) The 'Not Known' category is where information has not been recorded or is not available for a participant.
- (6) The 'Disabled' category relates to all those participants for whom the Department has a disability recorded.

Source: Data extracted from the Department's Client Management System on 25th October 2013.

Table 2.4: All participants on ApprenticeshipsNI by Local Government District (July 2013) ^{(1) (2) (3)}

Local Government District ⁽⁴⁾	Total	Level 2	Level 3		Level not assigned
			Level 2/3	Level 3 Progression	
Antrim	306	189	23	94	0
Ards	284	157	27	99	1
Armagh	235	153	32	50	0
Ballymena	312	188	38	85	1
Ballymoney	112	61	12	39	0
Banbridge	152	78	27	47	0
Belfast	1,440	864	84	489	3
Carrickfergus	177	70	31	76	0
Castlereagh	309	173	24	112	0
Coleraine	179	108	7	64	0
Cookstown	170	85	16	69	0
Craigavon	307	180	25	101	1
Derry	544	360	30	154	0
Down	196	101	16	79	0
Dungannon	250	158	24	67	1
Fermanagh	224	121	37	65	1
Larne	149	63	22	64	0
Limavady	114	65	13	36	0
Lisburn	583	319	52	210	2
Magherafelt	165	104	17	44	0
Moyle	38	19	7	12	0
Newry & Mourne	262	117	36	109	0
Newtownabbey	371	215	46	110	0
North Down	282	171	33	78	0
Omagh	193	80	14	99	0
Strabane	170	116	16	38	0
Not Known ⁽⁵⁾	34	17	1	16	0
Total	7,558	4,332	710	2,506	10

Notes:

- (1) From September 2007, ApprenticeshipsNI were aimed at individuals aged 16-24, however in September 2008 they became all-age apprenticeships.
- (2) These figures are for apprentices on ApprenticeshipsNI, they do not include those apprentices who remain on the Jobskills Modern Apprenticeships programme.
- (3) For definitions of each level of Apprenticeship, see Notes to Readers section.
- (4) Local Government District (LGD) is based on a participant's home postcode. It should be noted that although they live in a particular LGD, they may work elsewhere.
- (5) 'Not Known' includes those participants for whom postcode is not known / incorrect or where postcode cannot be mapped to LGD.

Source: Data extracted from the Department's Client Management System on 25th October 2013.

Table 2.5: All participants on ApprenticeshipsNI by Parliamentary Constituency (July 2013) ^{(1) (2) (3)}

Parliamentary Constituency ⁽⁴⁾	Total	Level 2	Level 3		Level not assigned
			Level 2/3	Level 3 Progression	
Belfast East	519	301	38	180	0
Belfast North	499	302	39	157	1
Belfast South	450	270	13	167	0
Belfast West	561	318	42	198	3
East Antrim	392	170	64	158	0
East Londonderry	319	189	22	108	0
Fermanagh & South Tyrone	404	239	51	113	1
Foyle	518	344	28	146	0
Lagan Valley	430	239	40	150	1
Mid-Ulster	405	229	43	132	1
Newry & Armagh	361	216	46	99	0
North Antrim	453	266	53	133	1
North Down	321	197	36	88	0
South Antrim	513	304	49	160	0
South Down	303	141	35	127	0
Strangford	315	164	35	115	1
Upper Bann	398	230	45	122	1
West Tyrone	363	196	30	137	0
Not Known ⁽⁵⁾	34	17	1	16	0
Total	7,558	4,332	710	2,506	10

Notes:

- (1) From September 2007, ApprenticeshipsNI were aimed at individuals aged 16-24, however in September 2008 they became all-age apprenticeships.
- (2) These figures are for apprentices on ApprenticeshipsNI, they do not include those apprentices who remain on the Jobskills Modern Apprenticeships programme.
- (3) For definitions of each level of Apprenticeship, see Notes to Readers section.
- (4) Parliamentary Constituency (PC) is based on a participant's home postcode. It should be noted that although they live in a particular PC, they may work elsewhere.
- (5) 'Not Known' includes those participants for whom postcode is not known / incorrect or where postcode cannot be mapped to PC.

Source: Data extracted from the Department's Client Management System on 25th October 2013.

Section 3: ApprenticeshipsNI Leavers

Table 3.1: ApprenticeshipsNI leavers by sex (2007/08 to 2012/13) ^{(1) (2) (3)}

Academic year	Leavers				
	Total	Male	% Male	Female	% Female
2007/08	947	640	68%	307	32%
2008/09	3,174	1,651	52%	1,523	48%
2009/10	6,516	2,934	45%	3,582	55%
2010/11	7,761	3,475	45%	4,286	55%
2011/12	9,009	4,364	48%	4,645	52%
2012/13	8,417	3,903	46%	4,514	54%
Total	35,824	16,967	47%	18,857	53%

Notes:

- (1) From September 2007, ApprenticeshipsNI were aimed at individuals aged 16-24, however in September 2008 they became all-age apprenticeships.
- (2) These figures are for apprentices on ApprenticeshipsNI, they do not include those apprentices who remain on the Jobskills Modern Apprenticeships programme.
- (3) For definitions of each level of Apprenticeship, see Notes to Readers section.

Source: Data extracted from the Department's Client Management System on 25th October 2013.

Table 3.2: ApprenticeshipsNI leavers by level (2007/08 to 2012/13) ^{(1) (2) (3)}

Academic year	Total	Level 2	Level 3		Level not assigned
			Level 2/3	Level 3 Progression	
2007/08	947	657	71	56	163
2008/09	3,174	2,462	307	228	177
2009/10	6,516	5,053	666	640	157
2010/11	7,761	5,530	787	1,336	108
2011/12	9,009	5,612	1,158	2,132	107
2012/13	8,417	5,149	647	2,533	88
Total	35,824	24,463	3,636	6,925	800

Notes:

- (1) From September 2007, ApprenticeshipsNI were aimed at individuals aged 16-24, however in September 2008 they became all-age apprenticeships.
- (2) These figures are for apprentices on ApprenticeshipsNI, they do not include those apprentices who remain on the Jobskills Modern Apprenticeships programme.
- (3) For definitions of each level of Apprenticeship, see Notes to Readers section.

Source: Data extracted from the Department's Client Management System on 25th October 2013.

Section 4: Main Outcomes of ApprenticeshipsNI participants

Table 4.1: Qualifications achieved by participants leaving Level 2 Apprenticeships (2007/08 to 2012/13) ^{(1) (2) (3)}

Academic Year	Total Leavers	Number of leavers achieving each qualification		% of leavers achieving each qualification	
		NVQ Level 2	Full Framework Level 2	NVQ Level 2	Full Framework Level 2
2007/08	657	60	46	9%	7%
2008/09	2,462	1,041	895	42%	36%
2009/10	5,053	3,399	2,887	67%	57%
2010/11	5,530	3,838	3,402	69%	62%
2011/12	5,612	3,937	3,495	70%	62%
2012/13	5,149	3,485	2,971	68%	58%
Total	24,463	15,760	13,696	64%	56%

Notes:

- (1) From September 2007, ApprenticeshipsNI were aimed at individuals aged 16-24, however in September 2008 they became all-age apprenticeships.
- (2) These figures are for apprentices on ApprenticeshipsNI, they do not include those apprentices who remain on the Jobskills Modern Apprenticeships programme.
- (3) For definitions of Level 2 Apprenticeships, see Notes to Readers section.

Source: Data extracted from the Department's Client Management System on 25th October 2013.

Table 4.2: Qualifications achieved by participants leaving Level 2/3 and Level 3 Progression Apprenticeships (2007/08 to 2012/13) ^{(1) (2) (3)}

Academic Year	Total Leavers	Number of leavers achieving each qualification				% of leavers achieving each qualification			
		NVQ Level 2	NVQ Level 3	Full Framework Level 2	Full Framework Level 3	NVQ Level 2	NVQ Level 3	Full Framework Level 2	Full Framework Level 3
2007/08	127	6	1	0	0	5%	1%	0%	0%
2008/09	535	86	87	11	70	16%	16%	2%	13%
2009/10	1,306	188	577	40	474	14%	44%	3%	36%
2010/11	2,123	214	1,372	30	1,210	10%	65%	1%	57%
2011/12	3,290	425	2,417	21	2,274	13%	73%	1%	69%
2012/13	3,180	366	2,322	33	2,088	12%	73%	1%	66%
Total	10,561	1,285	6,776	135	6,116	12%	64%	1%	58%

Notes:

- (1) From September 2007, ApprenticeshipsNI were aimed at individuals aged 16-24, however in September 2008 they became all-age apprenticeships.
- (2) These figures are for apprentices on ApprenticeshipsNI, they do not include those apprentices who remain on the Jobskills Modern Apprenticeships programme.
- (3) For definitions of Level 2/3 and Level 3 Progression Apprenticeships, see Notes to Readers section.

Source: Data extracted from the Department's Client Management System on 25th October 2013.

people:skills:jobs:



Department for
**Employment
and Learning**
www.delni.gov.uk



INVESTOR IN PEOPLE

THE DEPARTMENT:

Our aim is to promote learning and skills, to prepare people for work and to support the economy.

This document is available in other formats upon request.



Further information:

Mark McFetridge

Department for Employment and Learning

Adelaide House

39-49 Adelaide Street

Belfast BT2 8FD

Tel: 028 9025 7594 / 028 9025 7736

Fax: 028 9025 7696

Email: mark.mcfetridge@delni.gov.uk

analyticalservices@delni.gov.uk

Web: www.delni.gov.uk