



National Research and Development Centre
for adult literacy and numeracy

Caroline Hudson
with Jo Colley, Graham Griffiths,
and Sue McClure



Maths4Life

Pathfinder report

Published by the National Research and Development Centre
for Adult Literacy and Numeracy

This document is also available in pdf and text only format from
the NRDC's website, www.nrdc.org.uk

For information on alternative formats, please contact:

Emily Brewer
Marketing and Publications Officer
Institute of Education
University of London
Tel: 020 7947 9501
Email: e.brewer@ioe.ac.uk

We welcome feedback on the content and accessibility
of this publication. This should be sent to:

Publications
NRDC
Institute of Education
20 Bedford Way
London WC1H 0AL.

Telephone: +44 (0)20 7612 6476
Fax: +44 (0)20 7612 6671
email: publications@nrdc.org.uk

ISBN 1-905188-13-7

© Crown Copyright 2006

Extracts from this publication may be used or reproduced for
non-commercial, research, teaching or training purposes on con-
dition that the source is acknowledged.

NRDC is a consortium of partners led by the Institute of Education,
University of London (see back cover for a list of members) and is
part of the Bedford Group for Lifecourse and Statistical Studies at
the IoE. www.ioe.ac.uk/bedfordgroup

Design: Chapman Design Limited
Print: Bradell

Contents

1

Background

Pages 7-11 This section gives key information about Maths4Life, the stage one pathfinder projects, relevant literature on motivation and numeracy, and how to use this publication.

2

Reflective practice

Pages 12-23 This section leads the reader through background literature on reflective practice, outlines Maths4Life's approach to reflective practice and gives guidance on ways of engaging in reflection about numeracy and mathematics.

3

Numeracy and speaking and listening

Pages 24-35 This section presents key findings from the Maths4Life pathfinder on the roles of speaking and listening in motivating offenders to take up numeracy provision. There are reflective practice activities for readers to try out.

4

Numeracy and ICT

Pages 36-43 This section presents key findings from the Maths4Life pathfinder on the use of mobile learning in the teaching and learning of numeracy provision. There are reflective practice activities for readers to try out.

5

Strategies to increase the take-up of numeracy provision

Pages 44-51 This section presents key findings from the Maths4Life pathfinder on strategies to increase the take up of numeracy. There are reflective practice activities for readers to try out.

6

Level 4 numeracy teacher education

Pages 52-58 This section presents key findings from the Maths4Life pathfinder on reasons for undertaking and for not undertaking level 4 numeracy teacher education programmes. There are reflective practice activities for readers to try out.

References

Pages 59-60 This section gives a full list of references which are used in this publication.

Appendices

Pages 61-67 Appendix 1 summarises key information about the focus, context and methods of each of the four pathfinder projects. Appendix 2 provides a blank copy of the practitioner reflective log, for the reader to use.

Acknowledgements

Caroline Hudson wrote the report for the Maths4Life project.

Institute of Education pathfinder leader: Caroline Hudson.

Researchers: Carole Mallia, Kate Snapes and Maree Adams.

CTAD pathfinder leader: Jo Colley.

Researcher: Alison Tomlin.

NIACE pathfinder leader: Sue McClure.

Researcher: Alison Tomlin.

LLU+ pathfinder leaders: Noyona Chanda and Graham Griffiths.

Researcher: Jon Swain.

Peer review

The report was critically reviewed by Oonagh Gormley, David Mallows and John Vorhaus, Institute of Education, University of London, Terry Smith, Department for Education and Skills (DfES) and Alison Wedgbury, Association of Colleges in the Eastern Region (ACER).

Individual reports on the four pathfinder projects, which were used as the basis for developing the synthesis report, were critically read by Dave Horsburgh, Learning and Skills Development Agency (LSDA), and John Gillespie, University of Nottingham.



Foreword

This publication is a radical new departure for the NRDC. We have produced it for numeracy and maths practitioners, to enable you to use a reflective practice approach to think about and develop your work with learners. Reflective practice is not new and much has already been written about it, as you will see in section 2. Maths4Life has drawn on previous work to develop a new approach to teaching and learning maths and numeracy. We hope our approach is easy to remember, flexible to use and useful for teachers and others working with post-16 learners whatever the context.

Motivating adult learners and teachers of adults to engage in numeracy and maths is one of the biggest challenges in the *Skills for Life* sector. We know from research and from national surveys that huge numbers of adults have problems with maths, with a powerful impact on people's life chances and success at work. Maths4Life is a three-year project, funded by DfES, as part of the *Skills for Life* strategy. Its aim is to address these critical issues. Motivation, participation and improving teaching and learning lie at its heart. As part of stage one of Maths4Life, we launched four 'pathfinder' projects in 2004 to explore different aspects of motivating teachers and learners in numeracy and maths. This publication embeds the outcomes of the pathfinders in the reflective practice model mentioned above. The four projects covered wide-ranging aspects of motivation for maths: practitioners' speaking and listening skills; motivating learners and teachers to engage through innovative uses of Information and Communications Technology (ICT); strategies to increase take-up of adult numeracy provision and finally, practitioners' reasons for undertaking or not undertaking level 4 numeracy teacher education. Sections 3–6 of this publication

lead you through key points about each project and then suggest reflective practice activities related to the focus of each one.

The variety of subjects covered by the Maths4Life pathfinders means that you may want to select those sections that are of most relevance to you. If you want to develop strategies using ICT, for example, you might want to concentrate on section 4 together with sections 1 & 2 which give you background information and an overall introduction to the reflective practice approach. We have designed the publication to be used as a whole or for dipping in and out according to your interests. If you want to use selected sections, you can download these individually from the website. See www.maths4life.org/p1report

We hope that there is something useful in this publication for readers with diverse needs and interests. Four pathfinders cannot begin to cover all aspects of numeracy and maths teaching – but you can tailor the generic approach to reflective practice to your specific needs. And we hope the publication will stimulate those readers who are not – or not yet – numeracy specialists to try out the reflective practice approach in their work.

As you will see in section 2, there is plenty of scope for you to contribute to the development of Maths4Life's work on reflective practice. We need your ideas for using it. So once you have applied the approach, please tell us how things went and how our approach, as well as your work, could benefit. You can email us on info@maths4life.org. We'll look forward to hearing from you.

Ursula Howard
Director, NRDC and Director, Maths4Life





Background

1. Overview

This publication develops the findings of four Maths4Life pathfinder projects, which focused on motivating learners and teachers in post-16 numeracy and mathematics. It uses an approach to reflective practice which Maths4Life is developing. The publication guides readers in how to use reflective practice as a tool to examine and develop their work, whatever its focus.

Section 1 gives relevant background information about Maths4Life, the four Maths4Life stage one pathfinders and research on motivation. This section also highlights the relevance of this publication to different user groups and provides guidance on how to use it. Please see section 7 below for further details.

2. Maths4Life

The Maths4Life project started in August 2004 and will finish in March 2007. Maths4Life is led by the National Research and Development Centre for adult literacy and numeracy (NRDC), Institute of Education, University of London. Other partners in Maths4Life are LLU+ at London South Bank University, King's College London, the Learning and Skills Development Agency (LSDA), the National Institute for Adult Continuing Education (NIACE), Cambridge Training and Development (CTAD) and the University of Nottingham.

Maths4Life is located within a broad policy context which emphasises the urgent need to implement far-reaching reforms to the teaching and learning of mathematics, both pre- and post-16. Concerns about numeracy or mathematics are reflected in the following key documents:

- Coben, D. et al. (2003). **Adult numeracy: review and research of related literature.** London: NRDC.

- DfES (2003). **The Skills for Life Survey. A national needs and impact survey of literacy, numeracy and ICT skills.** London: DfES.
- DfES (2004). **14-19 Curriculum and Qualifications Reform. Final Report of the Working Group on 14-19 Reform (The Tomlinson Report).** London: DfES.
- DfES (2005). **14-19 Education and Skills.** London: DfES.
- DfES, DTI, HM Treasury and DWP (2005). **Skills: Getting on in business, getting on at work.** London: DfES.
- Hudson, C. (2006). **The implications of post-16 numeracy and maths of the Smith and Tomlinson reports, the 14-19 White Paper and the Skills White Paper.** A policy discussion paper. London: NRDC.
- Parsons, S. and Bynner, J. (2005). **Does numeracy matter more?** London: NRDC.
- Smith, A. (2004). **Making Mathematics Count: The report of Professor Adrian Smith's Inquiry into post-14 Mathematics Education.** London: The Stationery Office.

Maths4Life aims to develop post-16 numeracy and non-specialist mathematics teaching and learning for everyday life and work in England. Central themes within Maths4Life are:

Attracting new learners: the motivation, engagement and achievement of new learners.

Attracting new teachers and developing the existing workforce: capacity building.

Developing attractive provision in a modern environment.

The transfer and embedding of good practice.

To achieve its aims, Maths4Life has initiated an integrated programme of research and development which draws on expertise within and beyond the NRDC consortium.

3. The Maths4Life stage one pathfinders

An important strand of Maths4Life is two stages of pathfinder projects. Pathfinder projects, as the name suggests, aim to discover, try out and collect evidence on new ways of doing things. With the exception of the LLU+ pathfinder, (see section 6), the Maths4Life stage one pathfinders have been primarily developmental. The focus of the projects has been on building an identified area of practice. Each pathfinder has also included some research. Evidence has been systematically collected and analysed on the aspect of practice which each project aimed to develop.

The four Maths4Life stage one pathfinders have explored different aspects of motivation (see section 5) in relation to the teaching and learning of post-16 numeracy or mathematics. The focus of each pathfinder is summarised in the table below. Please see appendix 1 for methodological information about the four projects.

4. Generalisability

When you reflect on what the Maths4Life pathfinder findings mean in your professional context, it is important to remember that, as outlined above, the projects were principally developmental, with a research strand. The sample sizes and how the samples were selected mean that the pathfinder findings are not generalisable to, for instance, all numeracy practitioners and learners. However, as Silverman (1993) points out, research does not have to be generalisable to be relevant. The aim of this publication is that the work of the four Maths4Life stage one pathfinders should provide helpful starting points for readers to question and develop their practice, using the approach to reflective practice outlined in this publication (see section 2).

5. Motivation

The research evidence relevant to the motivation of teachers and learners of adult numeracy and mathematics is complex and, in places, contested.

Motivation is often considered in terms of intrinsic and extrinsic motivation. Intrinsic motivation refers to motivation which is innate or within, and which stimulates

The Maths4Life stage one pathfinders

Pathfinder	Led by	Focus
Talking Up Numeracy	Institute of Education, University of London	Practitioners' use of speaking and listening in initial assessment and individual learning plan (ILP) sessions, to help motivate offenders to take up numeracy provision.
ICT	CTAD	The use of mobile technologies to motivate adult numeracy learners.
Attracting Adult Learners	NIACE	Strategies to promote the take-up of adult numeracy provision.
Why did they (not) do it?	LLU+	Reported reasons for participation and non-participation in Level 4 adult numeracy teacher education. Practitioners' views on Level 4 numeracy teacher education at the LLU+.

engagement in activity for its own sake. Extrinsic motivation refers to external factors, usually in the form of rewards or pressures, which prompt an individual to take action in an identified area, such as learning numeracy or mathematics. Extrinsic motivation fosters engagement in activity as a means to an end.

An NRDC study (Swain et al. 2005) explores why numeracy learners in the sample attended numeracy classes. Most learners reported a range of reasons for attending numeracy. Some related to intrinsic motivation. For instance, many of the learners wanted to prove something to themselves about their mathematical capabilities. Nearly all learners in the study wanted to develop their mathematical understanding. Other stated reasons related to extrinsic motivation. Reported reasons included wanting to gain mathematics qualifications, get a job, get on a course, help children with schoolwork, and use mathematics in everyday activities, such as paying bills and doing the shopping.

Coben et al.'s (2003) NRDC review of research into adult numeracy presents a range of findings which are relevant to motivation and numeracy or mathematics. Teaching and learning is one area considered. Evidence at school level underlines that teaching methods influence learners' views of mathematics. For instance, Ofsted reported that the main teaching method in upper secondary mathematics in the United Kingdom (UK), in the mid 1990s, was that the teacher explained a mathematical concept. The students then worked through exercises. Classes were, on the whole, setted. This approach to mathematics teaching helped shape a range of negative beliefs about mathematics (Becker, 1995; Boaler, 1997; Cobb et al. 1991, cited in Coben et al. 2003) which deterred students from studying mathematics after the age of 16 (Landau, 1994; Quiter and Harper, 1988, cited in Coben et al. 2003). In contrast, evidence indicates that, on the whole, students respond positively to learning mathematics through discussion and exploratory activities, in an environment which,

particularly in the case of girls, is not highly competitive (Becker, 1995; Boaler, 1997; Morrow and Morrow, 1995; Thompson, 1995, cited in Coben et al. 2003).

A third NRDC study (Baxter et al. 2005 forthcoming) on the teaching and learning of common measures, particularly at entry level, discusses changes in the meaning of the word motivation. In the 1970s and 1980s, it is stated, motivation referred to circumstances that led to students enrolling on courses. It was considered good practice to negotiate the curriculum around student preferences. Baxter et al. (2003) argue that, in contrast, motivation is now more akin to encouragement. Government, teachers and referral agencies are important in being proactive in fostering learners' motivation to attend numeracy.

As part of Maths4Life, a forum on motivation and numeracy was conducted in 2005, through the Maths4Life website (<http://www.maths4life.org>). This forum stimulated many contributions. The Maths4Life project team has summarised responses below:

We asked you what motivates teachers and learners into adult numeracy provision. There was a lot of traffic on the boards and we received a good number of comments.

Many considered that motivation for existing teachers comes from the satisfaction of seeing learners begin to enjoy mathematics and feel that they are succeeding at it. Practitioners see this motivation in the positive facial expressions and body language of their learners. Interestingly, there were no comments which suggested accreditation was a motivating factor, although this is an opinion often quoted by policy makers and practitioners.

We would welcome comments on how we can motivate people to become numeracy teachers.

There was a consensus that what motivates learners is feeling that they are succeeding at numeracy or mathematics. Choice of task is seen as important. Practitioners feel that they must offer experiences which contrast with learners' school days. Taking this further, there is almost a sense that failure cannot be an option, because learners' fear of failure could prevent progress. It might be interesting to consider further what success and failure mean.

The previous points indicate that the Maths4Life stage one pathfinders are located within a context of wider research evidence and practitioner debate on motivation and numeracy or mathematics.

6. Audience

The principal audience for this publication will probably be teachers and managers of post-16 numeracy or mathematics. However, this publication is designed to be relevant to a wide-ranging audience, and you will probably find it interesting if you are:

A post-16 numeracy or mathematics teacher.

A post-16 numeracy or mathematics manager.

A post-16 numeracy or mathematics teacher educator.

A post-16 numeracy or mathematics researcher.

A policy maker who is interested in post-16 numeracy or mathematics.

A practitioner or researcher who is interested in speaking and listening.

A practitioner or researcher who is interested in ICT.

Interested in reflective practice.

7. How to use this publication

This publication is designed to be used flexibly. The diagram opposite illustrates how the publication is structured.

Sections 3–6 are wide ranging in the aspects of numeracy and motivation covered. Some readers may wish to use the whole publication. Others may find that some sections are more relevant to their practice than others. Those readers may wish to select the sections which are most relevant to their professional context. Readers who are particularly interested in numeracy and ICT, for example, may want to focus on section 4 on the ICT pathfinder, in

conjunction with sections 1 and 2 on background information and reflective practice. The publication has therefore been designed both to be used as a whole and to enable readers to dip in and out of it. For those readers who want to use selected sections, a limited amount of key information is repeated across sections 3–6, to help readers interpret and use the section accurately. Individual sections of this publication can be downloaded online at www.maths4life.org/p1report.

Even if your specific area of interest isn't covered in sections 3–6 of the four Maths4Life pathfinders, you can tailor the generic reflective practice approach covered in section 2 to your own area of interest. So, this publication can also be used by readers who are not numeracy specialists, but who are interested in developing their work, whatever its focus, through a reflective practice approach.

8. Further reading

If you would like to find out more about motivation in relation to post-16 numeracy or mathematics, or about post-16 numeracy in general, you might want to follow up three NRDC reports, available through the NRDC website.

- Baxter, M., Leddy, E., Richards, L., Tomlin, A., Wresniwiro, T. and Coben, D. (2006). **The report of the NRDC teacher research project into the teaching and learning of common measures, especially at entry level.** London: NRDC.
- Coben, D. with Colwell, D., Macrae, S., Boaler, J., Brown, M. and Rhodes, V. (2003). **Adult numeracy: review of research and relevant literature.** London: NRDC.
- Swain, J., Baker, E., Holder, D., Newmarch, B., and Coben, D. (2005). **'Beyond The Daily Application': Making numeracy teaching meaningful to adult learners.** London: NRDC.

How to use this publication

Action →
Read this
section

Section 1
Background

Action →
Read this
section

Section 2
Reflective
practice

Action →
Read
according
to your
area of
interest

Section 3
Numeracy
and speaking
and listening

Section 4
Numeracy and
ICT

Section 5
Strategies to
increase
the take-up of
numeracy
provision

Section 6
Level 4
numeracy
teacher
education

Each section is split into:

Part A.
Overview

Part B.
Pathfinder
focus and
findings

Part C.
Reflective
practice
activities in
this area

Part D.
Further
reading in
this area

2

Reflective practice

1. Using this section

This publication uses a reflective practice approach to examine and build on practice in the aspects of numeracy and motivation considered in sections 3–6. Section 2 provides the basis for using a reflective practice approach in sections 3–6. You are therefore advised to read section 2. You can also, if you wish, use the framework provided in section 2 to examine and develop any area of your practice, beyond areas which are directly related to motivation and numeracy.

2. Research on reflective practice

Reflective practice is not new. There is a large body of research literature exploring different aspects of reflective practice (e.g. Schön, 1983, 1987; Maynard and Furlong, 1995; Day, 1999; Calderhead, 1989; Beardon et al. 1995). There is also a journal called *Reflective Practice*. Seminal thinkers on reflective practice in education include Donald Schön (1983, 1987) and Lawrence Stenhouse (1975). Reflection has been an important part of many teacher education programmes for some years, although it is not always made explicit what reflection means or what the purpose of reflection is (Maynard and Furlong, 1995). Goodman (1987) explored the importance of the reflective practitioner, in relation both to beginning teachers and their mentors. Clarke and Chambers (1999) argue that, in Europe, there is a strong basis from which to extend the role of reflective practice in initial teacher education (ITE) and the continuing professional development (CPD) of teachers.

Whilst there is no single definition, it is probably fair to say that reflective practice potentially encompasses:

- Having the space (time and appropriate context) to analyse professional practice.

- Explicitly questioning one's professional beliefs and practices.

- Being aware of alternative professional beliefs and practices.

- Being able to change professional beliefs and practices, where appropriate.

- Experimenting and learning from any mistakes, as part of the process of changing professional beliefs and practices.

- Tolerating a period of discomfort as part of the process of changing professional beliefs and practices.

- A process over time, not an event.

(Adapted from Day, 1999; Schön, 1983, 1987).

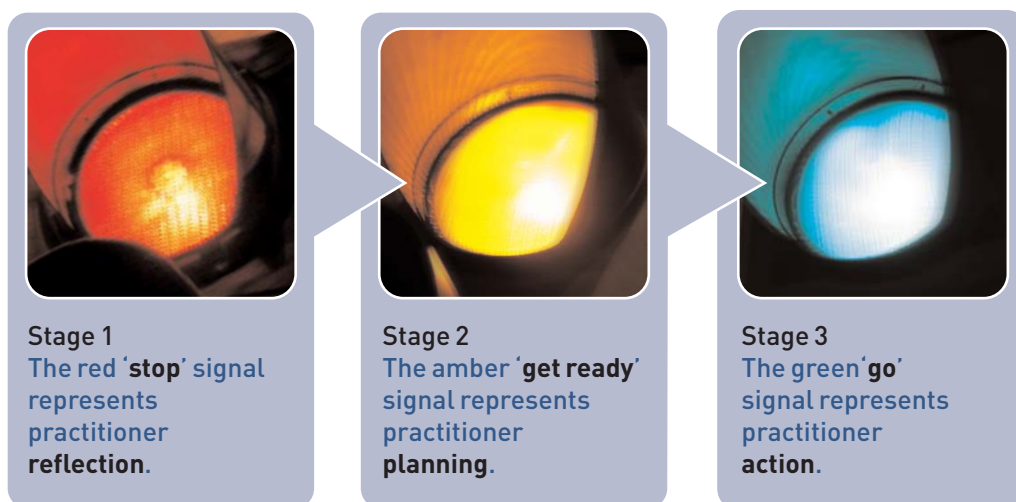
Some of the NRDC's research has involved reflective practice. Reflective practice is built into NRDC's engagement of practitioners as researchers across all its programmes. The Institute of Education's Maths4Life stage one pathfinder used a reflective practice approach, and evidence from this pathfinder will be used later in section 2. NRDC research on *Skills for Life* in the National Health Service (NHS) (Hudson and Lopez, 2005) found that those practitioners who participated in the research appeared to gain most from reflective practice when it was:

- Related directly to the practitioners' concerns.

- Not abstract, but was transformed into a series of distinct, linked steps, involving targeted reflection and planning, and clearly identified actions.

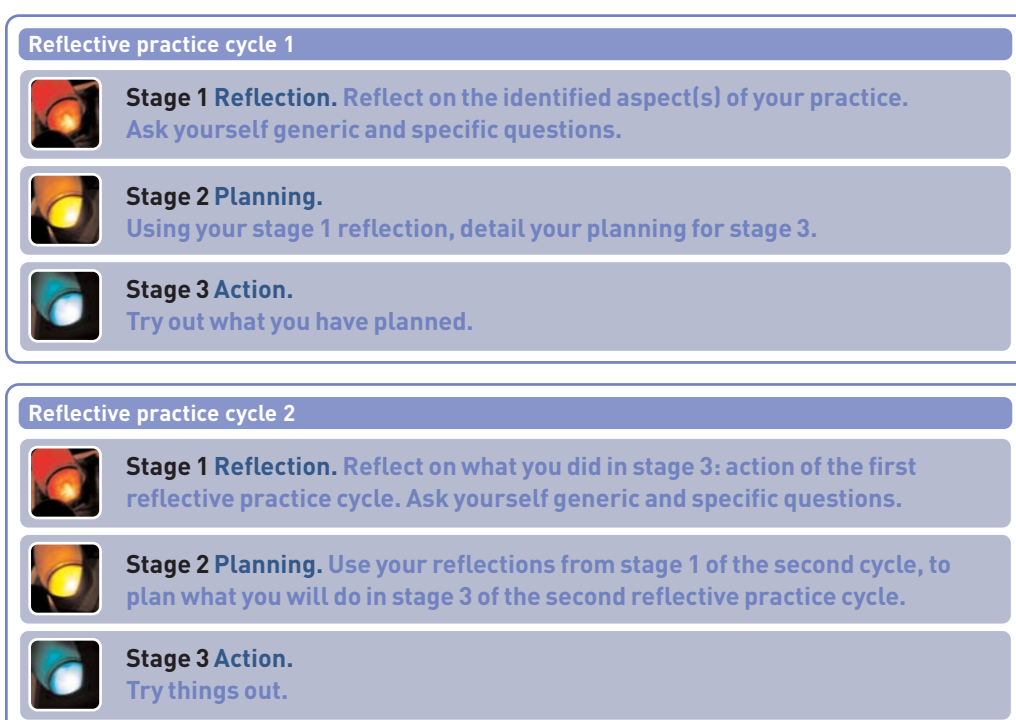
3. Approach to reflective practice

Drawing on the existing body of knowledge, Maths4Life has developed an approach to reflective practice which aims to be easy to remember and straightforward to use. The reflective practice approach used here centres on a symbol which should be familiar to all readers: traffic lights.



Reflection, planning and action, or **stop, get ready, and go**, form the three stages of a reflective practice cycle. This cycle can be repeated as many times as is appropriate and feasible. The second cycle should build on the activity of the first cycle, and so on.

Below we set out the three stages of the reflective practice cycle. It shows how the second cycle builds on the first and suggests that there could potentially be a number of related reflective practice cycles.



Questioning is central to reflective practice and should help stimulate your thinking. There is flexibility about who the questioner is. You may want to ask yourself questions about identified areas of your practice. If you are designing the questions, this means that you can tailor them to help you address very specific concerns in your own practice, which you may be more aware of than others are. It will also probably result in greater flexibility about when and where you work on reflective practice, than if you have to arrange to meet with someone else. Alternatively, you may find it easier to reflect on what you do if someone else, such as a colleague you trust, asks you questions. A third option is to use a combination of both.

You can use and adapt the questions given in this publication. You'll probably also want to develop your own questions which are appropriate to your context. Ask as many relevant questions about your practice as possible. Make sure each question is worded appropriately, to help you reflect on the issue you would like to explore. The quality of your reflections will probably be related to the quality of the questions you use.

Making explicit what is commonplace in your practice is not always straightforward. This is partly because the everyday can seem too obvious to be worth pointing out. It is also because, paradoxically, it can sometimes be difficult to be aware of deeply ingrained actions and thoughts. When you make explicit the relevant aspects of your practice in stage 1 (reflection) of the reflective practice cycle, make sure you include the most everyday aspects of what you do. If you find it difficult to be aware of these, you might find it helpful to involve someone else in the process of questioning, to help you see more clearly what you do by standing back from it.

If something has not worked out in stage three (action), you may want to try it out again, in stage three of a second reflective practice cycle. This is because sometimes people need time and several attempts at something to get used to doing something differently. The questions you ask yourself, as part of reflecting after stage three (action), will help you judge how well what you have tried out has worked

and whether you want to incorporate what you have tried out into your practice in the future.

4. Engaging in reflective practice

Overview

There is no single way to engage in reflective practice. You may want to try some or all of the suggestions below. You can use the ideas below as they stand or you can adapt them. You may wish to put into practice other ideas, which are not covered here. Experiment to find out what works and what does not work for you and why, and what is feasible within your professional context.

Practitioner reflective log

You may find it helpful to use a practitioner reflective log. The example opposite is the basis for the reflective practice activities in sections 3–6 of this publication. There's also a template of this log at appendix 2. This reflective log is not intended to be prescriptive. You can tailor it to your context by, as appropriate, adding, amending and deleting questions. Alternatively, if you find that talking, rather than writing, helps you reflect on what you do, then you can select questions from the log to use in discussion with others. If you are working on your own and find talking a more helpful tool for reflection than writing, you could tape your reflections about your work, and then listen to them. If you would prefer a different type of practitioner log, then you can design your own log.

The log in this publication is based on the three stages (reflection (stop), planning (get ready) and go (action)) of the reflective practice cycle described above. For the reflection stage of the cycle, under the heading 'Practitioner questions and responses', there are two sections: generic and specific questions. The section headed 'generic' consists of general questions (e.g. as below, 'What do I do/say?'). Because these questions are generic, they are used in the practitioner logs in sections 3–6, whatever the aspect of numeracy and motivation considered. The section headed 'specific' is for questions which are particular to the aspect of numeracy considered in each section. See the example of the completed log on pages 18–21 for specific questions about numeracy and speaking and listening.

Practitioner reflective log

Cycle 1

Stage of cycle

Practitioner questions, responses and comments

Stage 1 REFLECTION



Generic

- What do I do/say?
- What evidence is there of learners' responses?
- What works well and why?
- What doesn't work well and why?
- What would I like to try out and why?

Add your own generic questions, if appropriate.

Specific

Write your own specific questions here, targeted to the aspect of your practice you are focusing on.

Stage 2 PLANNING




Using your stage 1: reflection, detail your planning for stage 3: action.

Stage 3 ACTION



- Try out what you have planned.
- Give brief details, if appropriate, such as:
 - Session date:
 - Session focus:
 - Number of learners in session:
 - Any other relevant information:

Cycle 2	
Stage of cycle	Practitioner questions, responses and comments
<p>Stage 1 REFLECTION</p> 	<p>Generic</p> <p>What did I do/say in the session?</p> <p>What evidence was there of learners' responses?</p> <p>What worked well and why?</p> <p>What didn't work well and why?</p> <p>What would I like to try out again and why?</p> <p>What would I like to try out that is new and why?</p> <p>Add your own generic questions, if appropriate.</p> <p>Specific</p> <p>Write your own specific questions here, based on your first reflective practice cycle.</p> <p>Etc.</p>

Recording in your practitioner reflective log

Writing things down can be a good way of helping to make explicit thinking and actions. Do not be over-ambitious about the amount you will write in the practitioner reflective log. If you are, this may mean that you will not write anything at all! Target selected sessions and make sure you complete the log for these sessions.

Record your observations and ideas in the ways you are most comfortable with. You may want to use, for instance:

- Notes.
- Continuous prose.
- Tables.
- Annotated diagrams.
- Mind maps. A mind map is a good way to give an overview of a subject. A mind map represents visually the connections between, for example, main points, and main and sub-points (see example p.17).
- Flow charts. A flow chart is a good way of illustrating the different stages of a

process and the progress between stages.

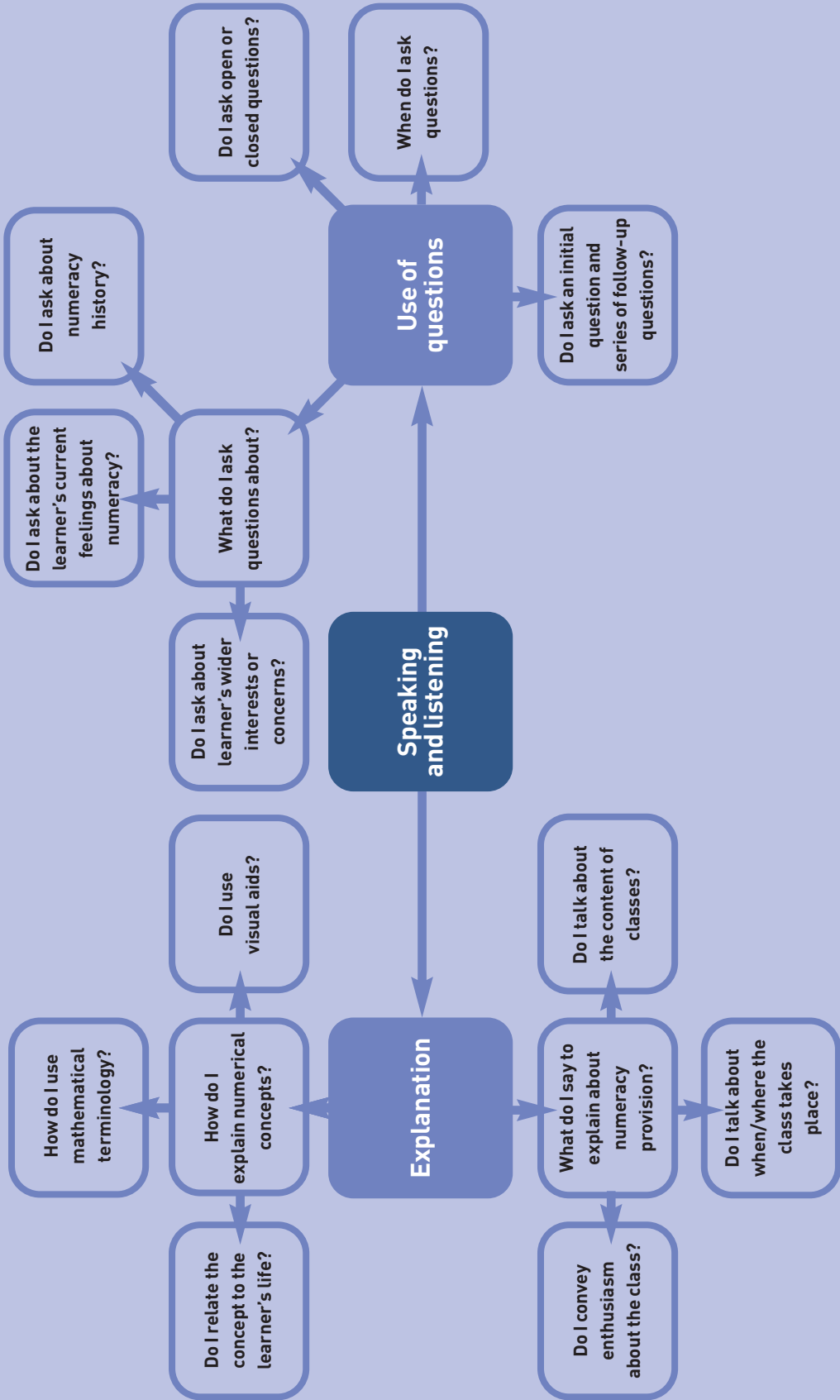
Make sure you date and save every entry. Then you will be able to see changes in your thinking and practice over time.

On p.18 there is an example of a completed practitioner reflective log, based on the numeracy and speaking and listening pathfinder, covered in section 3. The practitioner in the log is exploring learners' numeracy skills and trying to motivate learners to take up numeracy provision, during initial assessment sessions. She is focusing on her use of questions, 'wait time' after asking a question, and mathematical terminology and concepts.

It may not be feasible for you to record your thoughts and actions in as much detail as in the log below. The log on p.18 is an example of how entries can be recorded. Make your own entries in the way that is most helpful to you.

Example of a mind map

Here is an example of a mind map for numeracy and speaking and listening (see section 3). This mind map illustrates that two aspects of speaking and listening are the use of questions and explanations, and that it is important to reflect on different aspects of questioning and giving explanations. In creating mind maps, colour, shape and space can be used creatively, to facilitate reflection on the connections between concepts.



Practitioner reflective log - example

Cycle 1

Stage of cycle

Stage 1 REFLECTION



Practitioner questions, responses and comments

Generic

What do I do/say?

*I start with a general conversation, to try to relax the learner.
Then I move on to finding out about the learner's numeracy history and skills.*

What evidence is there of learners' responses?

Learners sometimes avoid eye contact, adopt defensive body language (e.g. folding arms tightly), or look anxious, if I use mathematical language.

What works well and why?

*Using learners' non-verbal communication helps me make judgements about their mood and mathematical confidence.
Smiling at learners usually helps relax them.
Starting with a general conversation about learners shows I'm interested in them as people, and that I'm not an intimidating mathematical genius!*

What doesn't work well and why?

What would I like to try out and why?

- *Waiting longer after I've asked a question (see specific questions below).*
- *Asking follow-up questions after an initial question (see specific questions below).*
- *Using mathematical terminology and concepts in ways that are accessible to the learner (see specific questions below).*

Specific

What questions do I ask, to help motivate potential learners to take up numeracy provision?

Do I ask about:

- **Numeracy history? If so, what?**
- **Aspects of numeracy the potential learner would like to know more about? If so, what?**
- **Other questions relevant to my own situation.**

I ask learners how they got on in general at school, how they got on with maths at school, if they have any qualifications etc. I try to be careful, try not to reinforce any sense of failure. I try to keep the tone light.

Do I tend to ask an initial question and then a series of follow-up questions, to probe or develop the potential learner's thinking?

Find this difficult. I think I tend to ask an initial question, get a short response from the learner, and then move on to something else.


Do I tend to wait after I've asked a question, to give the potential learner time to think and respond?

Find it very difficult to wait. A pause can seem like eternity! I feel uncomfortable and I

Stage of cycle

Practitioner questions, responses and comments

Stage 1
REFLECTION



Specific continued

think the learner feels uncomfortable. I want to help the learner feel relaxed, so I often do the talking for him/her.

How do I use mathematical terminology, when I am questioning a potential learner?

Find it difficult to judge when and how to use terminology. When I use terminology like ratio, percentages and multiplication, I'm not always sure that the learner understands the terms. I think learners can find mathematical terminology offputting. I don't think I ask enough questions about a mathematical concept, to find out whether or not the learner understands it.

Stage 2
PLANNING



Using your stage 1: reflection, detail your planning for stage 3: action.

- *I did some very firm talking to myself about making sure, in the initial assessment session, a voice inside myself tells me, loudly and clearly, not to speak for the learner.*
- *I made and laminated some visual resources to use when I explore the learner's understanding of mathematical terminology and concepts. Pictures are of:

 1. A room and its measurements, to use if talking about area.
 2. A well-fed person ('the boss') sitting at a table, with piles of coins and notes on the table, with the caption, 'I earn £2,500 a month. I've got a 3 per cent wage increase. How much will I earn?' I'll use this to talk through percentages.
 3. Someone shovelling sand, cement and water into a cement mixer, scratching his/her head about quantities, to use if talking about ratio.
 4. Someone making a carrot cake, holding up two carrots and saying, 'My recipe says ounces, but my scales are in grams. How many carrots do I need?' to use if talking about weight.*

I'll judge which of the resources to use, depending on the learner.

- *I prepared a series of linked questions to ask about each of the pictures. I'll need to be flexible about the questions I ask, depending on what the learner says, but I want to have something there as a basis to build on and adapt.*

Try out what you have planned.

Give brief details, if appropriate, such as:

Session date: 26 January 2005

Session focus: Initial assessment session with Jim Baker, to find out about his understanding of numeracy and to try to motivate him to attend numeracy classes.

Number of learners in session: 1

Cycle 2

Stage of cycle

Stage 1 REFLECTION



Practitioner questions, responses and comments

Generic

What did I do/say in the session?

See specific questions below.

What evidence was there of learners' responses?

Jim smiled at the thought of the well fed boss.

Jim got frustrated when he couldn't work out the percentage wage increase. However, then he said: 'This is what I need to do. Then you know where you are with the boss.

They always try to rip you off.' I felt encouraged by this.

What worked well and why?

Initially relating the task about percentages to Jim's experience helped to get him talking.

Using a whole series of questions to break down the task about percentages (see specific questions below) helped me understand that Jim wasn't just confused about how to do percentages, but also about division, multiplication and addition (and probably subtraction too). For instance, he couldn't multiply to get 3 per cent, after working out 1 per cent. He tried to add instead, and got into a particularly big muddle because of the per cent.

If I hadn't asked all those questions, I wouldn't have realised this. The questions helped me understand what Jim could benefit from focusing on in numeracy classes.

All the questions about percentages could have been really heavy going for Jim, but using the picture helped, I think, make the task more intelligible for him. It also added some humour.

What didn't work well and why?

Found it very difficult to handle silences after I'd asked a question, because I wanted to ease the situation for Jim (and perhaps for myself!).

What would I like to try out again and why?

I'd like to try out the pictures and the questions again. I think that the combination of both was a good way to explore Jim's understanding of percentages. It's made me realise how important it is to ask a series of related questions about maths, to understand more about a learner's thought processes. I took things too much at face value before and probably came to some wrong conclusions because of this!

Will try out waiting after I've asked a question, again and again! Need to get used to this. Think I'll be explicit with learners that many people need some time to think before they answer a question, and that's why I'm waiting after asking a question.

What would I like to try out that is new and why?

I'll ask Sue (a colleague) if she'll try out using the pictures too, as we've shared resources before. I'd like to compare how she gets on with them. If she gets on well, we could add to the collection, to cover other mathematical terminology. Could also share our ideas about how to use questions to explore learners' understanding of mathematical terminology. Could even build up a resource bank of series of questions

Stage of cycle

Practitioner questions, responses and comments

Stage 1
REFLECTION



Generic continued

to ask learners about different mathematical concepts (to be used flexibly, of course!).

Will try to find out more about learning styles. Jim seemed to like the picture. Does that mean he's a visual learner? Will google it!

Specific

Write your own specific questions here, based on your first reflective practice cycle.

Did I manage to pause after asking a question, to give Jim a chance to answer?

Yes, but this wasn't easy. I had to work hard to stop myself doing the talking for Jim. On some occasions, I think waiting helped Jim think out an answer. However, Jim didn't always come up with an answer. I found some of the silences painful!

How did I use a series of questions to find about Jim's understanding of mathematical concepts and terminology?

Jim volunteered that he'd worked on percentages in the past. He said that he'd like to do some more work on percentages.

I used the picture of the boss and the money (see above: stage two: planning, for details).

First of all, I tried to relate the situation to Jim's experience, by asking him if he'd ever been in the situation of having to work out a percentage increase in his salary. He said that his wife had recently had a wage increase, and they hadn't understood how it had been worked out. We talked around this.

Then I asked Jim if he knew how to work out the percentage increase in the picture. Jim said he didn't.

So I broke the task down into stages, by asking a series of questions.


I asked Jim:

- 1. What 100 per cent of the current salary would be.*
- 2. How he would work out 1 per cent of the current salary.*
- 3. How he would work out 3 per cent of the current salary.*
- 4. How he would work out what the new salary would be.*

I broke each of those stages into a series of sub-questions.

Practitioner feedback

A practitioner's comment in the Institute of Education Maths4Life stage 1 pathfinder underlined that using a reflective log had helped her to develop her practice in speaking and listening.


 *That (log) is where we formed our learning. I think those questions (in the reflective log) should be something that other teachers would benefit from asking themselves.*

Taping sessions

You may find it helpful to tape selected numeracy sessions.

There is often a difference between what people think they have done or said, and what they actually did or said. You can use an audio or video recording as the basis for your reflections about the session, rather than relying on memory.

In the Institute of Education pathfinder, practitioners used the transcripts of those initial assessment and ILP sessions which had been taped, to reflect on and plan their use of speaking and listening. The practitioner's

 *Reading the transcript back from my conversation with Dave (an offender), I realised how much I talk and how little I listened and how much we both talked together, so I was actually quite determined that that wasn't going to happen again... I don't think it happened today, but I won't know until I get the transcript.*

comment, left, illustrates that using a tape can help increase self-awareness.

Some people can feel uncomfortable listening to or watching a recording of themselves, or reading a transcript of what

they have said. One of the practitioners exclaimed: 'God! I hate transcripts!' after receiving her first transcript. However, this practitioner subsequently observed that the transcript formed a helpful basis to plan how to develop her practice. So, if listening to or watching a recording of yourself makes you feel uncomfortable, try to tolerate this. In the end, the benefits are likely to outweigh any initial discomfort!

Working with a colleague

You might want to work on an aspect of numeracy and motivation with a colleague. If you do, it is sensible to work with someone who also wants to develop his/her practice and whom you trust. Working with a colleague could provide an opportunity to talk through relevant aspects of your practice. If you're

using the practitioner reflective logs, these could form the basis for your discussions.

You may also want to observe each other's sessions, particularly if it is not possible to audio- or video-record sessions. If you are conducting peer observations, it is probably a good idea to agree some ground rules, so that you have a shared understanding of your roles as observers.

Examples of ground rules might be to:

- Agree the focus for an observation and keep to that focus.
- Avoid making comments which are judgemental. As part of this, you may want to think through ways of feeding back to each other, after observing each other's sessions. For example, it is sensible to avoid negative comments such as, 'That didn't work.' Instead, it is more constructive to ask questions about a point you have observed, to stimulate reflection and discussion. Questions might include:
 - What do you think worked about ...? Why?
 - Is there anything you'd do differently next time? Why?
- Agree practicalities, such as where the observer will sit in a session and arrangements for storing any paperwork related to observations.

Meetings

Perhaps you will be able to work on reflective practice in meeting time. If you are a numeracy manager, you may be aware of issues about motivation and numeracy shared by practitioners you are responsible for. A one-off meeting probably will not be particularly useful. However, if you can schedule some time to take a reflective practice approach to the issue in question, in a number of meetings over time, this may support the CPD of practitioners you are responsible for.

If you are a numeracy practitioner who is interested in reflective practice about an identified area of numeracy, you could talk to your manager about the feasibility of using meeting time to focus on the identified area.

If you are using meetings to work on a reflective practice approach, then you may want to select questions in the practitioner reflective log, for discussion.

Seminars and conferences

You may be able to attend or coordinate a seminar, a series of seminars or a small conference on reflective practice about an identified aspect of numeracy. A series of seminars would enable practitioners to reflect and build on practice over time. If the only option is a one-off seminar or conference, then this could be combined with practitioners:

- Engaging in reflective practice, outside the seminar.
- Feeding back to peers involved in the seminar or conference, through, for instance, group email.

If you are a numeracy manager, you may be able to provide structured opportunities for CPD, through arranging a series of seminars on reflective practice on identified aspects of numeracy. If you are a numeracy practitioner, you could discuss the possibility of arranging professional development events, with your manager.

In the Institute of Education Maths4Life pathfinder, there were three seminars which took place at the beginning, middle and end of the project. These enabled pathfinder practitioners to:

- Present and reflect on their findings on speaking and listening, as reported in their practitioner reflective logs.
- Engage in sustained discussion with peers about speaking and listening.
- Get new ideas for speaking and listening, through listening to peers.

E-discussions

E-discussions can complement work on reflective practice undertaken in meetings and seminars, or between pairs of colleagues. Alternatively, if your work context means it is difficult to meet with other practitioners, then

e-discussion may provide your main way of communicating with other professionals about identified aspects of numeracy.

The Maths4Life website contains discussion forums which you can use to debate any aspect of motivation, reflective practice or anything else related to numeracy or mathematics that you are interested in. Visit <http://www.maths4life.org>. A summary of a discussion forum on motivation and numeracy or mathematics was included in section 1 (p.9).

Practitioners could also set up their own email groups to share ideas and progress on reflective practice and numeracy.

Change and reflective practice

Reflective practice involves self-analysis, change and planned risk taking, within a structured framework. Whilst change is planned (stage 2 of the reflective practice cycle), it also involves experimenting with something new. Some people tend to prefer the familiar to the unfamiliar. If something you try does not work out, then do not look upon this as an irreversible error which you will never want to think about. Instead, you could use the stage one (reflection) questions in the practitioner reflective log to explore the reasons why something did not work out as planned. Reflecting critically about what you did may help you see what needs to happen differently next time, to make something work better. Alternatively, reflection may help you arrive at a balanced judgement about why something is not appropriate for your context. So, reflection can lead to learning and what initially may have seemed a negative experience can have a positive outcome.

Feedback on reflective practice



One thing that I haven't done before the pathfinder is sit down and think about what I actually do Reflecting has ... changed the way I actually approach the appointments and people in general. It has made me more aware of how I present myself, how I sit and how I speak and how much I've listened as well... It has given me the opportunity to consider what I do and try different ways rather than sticking to the same thing.

3

Numeracy and speaking and listening

Part A. Overview

1. Audience

All readers who are interested in the use of speaking and listening in relation to numeracy.

Numeracy managers.

Numeracy practitioners.

Practitioners who conduct initial assessment and ILP sessions.

Teacher educators who would like to focus on speaking and listening with their students.

Researchers interested in speaking and listening, in the context of numeracy and more generally.

2. Focus

- Summarises some of the research evidence on speaking and listening (part B).
- Outlines key points from the Institute of Education's stage one Maths4Life pathfinder (part B).
- Using the reflective practice cycle, presents reflective practice activities which build on the Institute of Education pathfinder (part C).
- Gives suggestions for further reading (part D).
- Should be used in conjunction with section 1, background and section 2, reflective practice.

3. Methods

- For methodological details about this pathfinder, please see appendix 1.
- Remember that the size of the samples and the ways in which they were selected mean that the views expressed in this section are not representative of all numeracy practitioners and offenders.
- The views expressed are, however, useful in providing a starting point for readers to reflect on aspects of their practice in relation to numeracy, speaking and listening and motivation.

Part B.
Pathfinder
focus and
findings

4. Existing evidence

There is a wide-ranging body of research on speaking and listening. Some key findings about classroom interaction are that:

- Teachers do most of the talking. Students do most of the listening (e.g. Cazden, 1988; NCES, 2003; Alexander, 2003).
- Teachers ask most of the questions (Alexander, 2003; Mercer, 2003).
- Most questions are closed, not open (Alexander, 2003).

Closed questions tend to require brief answers. Sometimes responses consist of yes/no. It's appropriate to use closed questions if, for example, you want to check learners' factual knowledge, before potentially moving on to discuss an issue. Closed questions also help address practicalities quickly (e.g. Do you want the window open?)

Open questions are questions which have many possible responses, some of which may be unanticipated by practitioners. Open questions are a good way of encouraging learners to develop their thinking and to stimulate discussion.

- Students tend to ask questions about procedural points (Alexander, 2003).
- Teachers often do not ask a series of follow-up questions to an initial question. Most teacher questions take the first part of a three stage exchange:
 - Initiation (teacher).
 - Response (student).
 - Feedback (teacher, to close the exchange).

This exchange is sometimes referred to as IRF (initiation, response, feedback). On the whole, IRF does not enable learners to explore their thinking.

- There is little speculative talk or thinking aloud (Alexander, 2003).
- Teachers usually do not leave enough 'wait time' after asking a question, for students to think through an answer (Edwards, 2003).

5. Background to Talking Up Numeracy

Reflective practice was central to Talking Up Numeracy. Eight pathfinder practitioners made explicit and developed their use of speaking and listening in initial assessment and ILP sessions, to help motivate offenders in custody and on community supervision to take up numeracy provision. The pathfinder practitioners were supported in examining their practice by two project researchers. They interviewed the practitioners at least twice during the project, and observed at least two selected initial assessment and ILP sessions for each practitioner. As highlighted in section 2, three project seminars enabled the eight practitioners to discuss their use of speaking and listening together. Offenders were also interviewed about their views of numeracy and of practitioners' speaking and listening skills. For further methodological information, please see appendix 1.

Whilst Talking Up Numeracy was concerned with practitioners working with offenders, the focus on speaking and listening and the project findings are relevant for practitioners working with wider groups of *Skills for Life* learners.

6. Aspects of speaking and listening

The eight practitioners used a practitioner reflective log to collect evidence on their use of aspects of speaking and listening in selected initial assessment and ILP sessions. The Talking Up Numeracy log was an earlier version of the practitioner reflective log used in this publication. As illustrated below, the log covered nine aspects of speaking and listening, and included examples of questions for practitioners to ask themselves. Where appropriate, practitioners could include other aspects of speaking and listening, beyond those listed in the log. The practitioners selected two or three aspects of speaking and listening, to focus on the project.

The aspects of speaking and listening and examples of questions for each area of speaking and listening are outlined overleaf. The questions are starting points for practitioner reflection. If you work on these aspects of speaking and listening, you will probably want to add further questions, to explore your practice in detail.


Aspects of speaking and listening

Aspect	Explanation
Asking questions (initial and follow up)	What questions do I ask to help motivate potential learners to take up numeracy provision? E.g. Do I ask about numeracy history, the aspects of numeracy the potential learner would like to know more about? Etc.
Enabling potential learners to ask questions	What do I say to encourage a potential learner to ask questions about aspects of numeracy provision s/he does not understand or wants to know more about? Etc.
Explaining	What do I say to explain, for example, what numeracy provision is like, to relate numeracy provision to potential learners' lives, etc? Use of language? Tone of voice? Pace? How do I summarise/ reinforce what I've said? Etc.
Checking understandings	How do I judge if a potential learner has understood what I've said? What do I say? How do I make sure I've understood what a potential learner has said? Etc.
Giving choices	How do I use language to emphasise the choices a potential learner has in relation to numeracy provision? Tone? Pace? Etc.
Listening, including reflective listening	How do I make sure that I have heard what the potential learner has said? How do I show the potential learner that I am listening/ have been listening to him/her? Use of language? Use of pauses? Etc.
Use of non-verbal communication, in combination with speaking and listening	What messages does my non-verbal communication give the potential learner? Facial expression? Eye contact? Positioning? Movements? Are these the same messages as those I am conveying through my speaking and listening? Etc.
Links between your thinking, and your speaking and listening	What kinds of things am I saying inside myself during the session? To what extent is this conversation the same as my conversation with the potential learner? Etc.
Use of technical language	Do I use any mathematical terminology? If so, which mathematical terms do I use? How much do I use mathematical language? Do I use other types of technical language (e.g. the levels of the National Standards)? How do I make sure potential learners have understood the terminology? Etc.
Additional aspect of speaking and listening	

Part B.
continued


7. Responses to speaking and listening

Practitioners thought that their use of speaking and listening developed over the pathfinder, through the reflective practice activities. For example, one practitioner, who focused on asking follow-up questions to enable offenders to explore their thinking, commented:


 *I did more supplementary (i.e. follow-up) questions than I probably would have done before. I would probably have said before, 'Why was it easy?' but then ... I probed a bit further. 'What exactly about it was easy?' In fact, if I hadn't kept doing that we wouldn't have realised. I had to explain to him (the offender) what I meant by decimals clearly. There was a muddle in his mind about what decimals are. If I hadn't pushed it, we couldn't have clarified that.*

Follow-up questions helped this practitioner to understand more clearly the offender's mathematical misconceptions.


Another practitioner, who was focusing on her listening skills, observed:

 *I am finding that the whole speaking and listening exercises that I am doing as part of pathfinder are making me far more aware of my speaking and listening and other people's speaking and listening skills. It is quite interesting because I now see other tutors and think they are not listening. They are just spouting what they have to spout but not actually listening to what the person is saying.*

Some offenders interviewed were aware of practitioners' speaking and listening skills. For instance, one commented:

 *When she (the practitioner) goes over it and explains it, she does it in a simple way so that everyone gets it. Some people aren't as clever as others.*

Another said:

 *Maths teachers are like psychiatrists. Some psychiatrists talk to you in a load of medical sentences you don't*

understand and you get others that talk to you in a way you do understand.

8. Approaches to numeracy

Findings from Talking Up Numeracy suggest that, in broad terms, the eight practitioners had four main ways in which they tended to talk about numeracy, in initial assessment and ILP sessions. These are represented in the typology 'Approaches to numeracy', p.28.


A typology is a way of classifying information. In a typology, information is grouped into different categories. A typology can therefore help to present information in a way which is intelligible and easy to remember. The typology 'Approaches to numeracy' is not intended to be prescriptive. It does not suggest that each practitioner's approach to numeracy fitted into one category, across sessions or even within one session. Furthermore, the typology does not preclude the possibility of other approaches to numeracy, as you'll see if you do the reflective practice activities in part C.

9. Pathfinder practitioners' responses to 'Approaches to numeracy'

Overall, the pathfinder practitioners thought that 'Approaches to numeracy' provides a framework to reflect critically on whether the extent to and ways in which they talked about numeracy were appropriate for the offenders they worked with. The eight practitioners thought that their main approaches to numeracy, in initial assessment and ILP sessions, were 'Talking up numeracy' and 'Talking around numeracy'.

Practitioner comments:

One practitioner said about the approach, 'Talking up numeracy' (emphasising the relevance of numeracy to offenders' lives, using some mathematical language):


 *You've got to have something to sort of peg the maths onto, like you can talk about if they've been doing a job, construction stuff. 'Did you do any of the measuring?' Or we can talk about making cement. I'd say, 'Well, that's the kind of thing we do. That's ratio. We do it here.'*

Typology: approaches to numeracy

Aspect	Explanation
<p>Talking about numeracy mathematical terminology</p>	<p>The practitioners tended to talk explicitly about numeracy, using specific mathematical terminology, such as fractions or decimals, when they perceived that offenders were reasonably confident about and motivated to improve their numeracy.</p>
<p>Talking up numeracy mathematical terminology and relevance</p>	<p>On some occasions, the practitioners tended to draw on the broader relevance of numeracy to offenders' lives, using specific mathematical terminology. This tended to happen when the practitioners judged that offenders were reasonably positive about and had some understanding of numeracy. At the same time, the practitioners considered that these offenders were not sufficiently confident to respond to and use mathematical terminology in a more abstract context, as in 'Talking about numeracy' above.</p> <p>Practitioners used mathematical terminology in relation to a wide range of real-life contexts, such as cookery, pool, gardening, working out wages, working out value-added tax (VAT), working the till, helping children and making cement.</p>
<p>Talking around numeracy broad relevance</p>	<p>Sometimes the pathfinder practitioners highlighted the broad relevance of numeracy to offenders' lives, without using mathematical language. This tended to happen when the practitioners judged that offenders had a problem with mathematics, such as fear of mathematics, but that, with appropriate support, the offenders concerned might take up numeracy. Because of the offenders' perceived problems with numeracy, the practitioners tended to avoid using mathematical language.</p>
<p>Talking avoidance of numeracy</p>	<p>Sometimes the eight practitioners judged that it was sensible to avoid numeracy completely.</p> <p>Practitioners tended to avoid the subject of numeracy when, for example, offenders appeared particularly bristly, aggressive or fearful, sometimes about numeracy. Instead, the practitioners focused on using speaking and listening to build rapport with the offenders concerned, to encourage them to attend the next session.</p>


Part B.
continued

A practitioner commented as follows about the approach, 'Talking' (avoiding the subject of numeracy):

 *The conclusion I have come to is ... what you say to motivate them (offenders) may have nothing whatsoever to do with numeracy. It is to do with them as an individual... You have to go with what you find... If they (offenders) are really bad, I probably limit it to pleasantries, try to get a smile out of them. We can talk about it (numeracy) later down the line.*

The pathfinder practitioners highlighted that reflecting on 'Approaches to numeracy' had made them aware that, with some offenders, they could probably talk more about numeracy, integrating more mathematical terminology into conversation, than was the

case during the pathfinder. One practitioner reflected:

 *I think it (the typology) is a tool for reflective practice, because you could be reflecting on your own practice with this in front of you, and maybe you think to yourself, 'I am too much in the avoiding numeracy category. Perhaps I ought to think about moving up to the next step and think about talking about numeracy in the context of people's lives.' ... I think that if you don't reflect enough, you can probably get stuck in the habit of being in one of these things (categories) and not realising that you can move around and up and down.*

Part C.
Reflective practice activities

10. Guidance

For the reflective practice activities below, you will need to use:

- Section 2 of this publication, on reflective practice.
- The account above of the Institute of Education Maths4Life stage one pathfinder.
- The practitioner reflective log.

Remember that the practitioner reflective log is not prescriptive. It is a flexible tool to help you reflect, plan and take action. You can use some or all of the generic and specific questions. Feel free to add your own generic and specific questions, where appropriate. Remember also that you can complete the log in the way you prefer. That might be by using, for example, notes or mind maps (see section 2). If you do not find writing a helpful tool for reflection, then you could use selected questions from the log, as the basis for, for example, discussion activities with colleagues.

You may want to focus on your use of speaking and listening when teaching numeracy, rather than when motivating potential learners to take up numeracy. If this is the case, then adapt the questions as appropriate. There are two practitioner reflective logs below. The first is to work on 'Aspects of speaking and listening' (see p.26). The second is to work on 'Approaches to numeracy' (see p.28). You might wish to use one or both of the logs.

11. Practitioner reflective log 1: Aspects of speaking and listening

One aspect of speaking and listening, asking questions, is used below, to demonstrate how to use the practitioner reflective log. You can use the log to work on other aspects of speaking and listening (see p.26) You may want to adapt the log to work on more than one aspect of speaking and listening at the same time. You can look back at p.18 to see an example of a completed log about questioning.

Aspects of speaking and listening

Cycle 1

Stage of cycle

Stage 1 REFLECTION



Practitioner questions, responses and comments

Generic

What do I do?

What evidence is there of potential learners' responses?

What works well and why?

What does not work well and why?

What would I like to try out and why?

Add your own generic questions, if appropriate.

Specific

Aspect of speaking and listening: e.g. asking questions

What questions do I ask, to help motivate potential learners to take up numeracy provision?

Do I ask about:

Numeracy history? If so, what do I ask?

The aspects of numeracy the potential learner would like to know more about? If so, what do I ask?

Etc .




Do I tend to ask an initial question and then a series of follow-up questions, to probe or develop the potential learner's thinking?

Do I use closed and open questions where appropriate? (see p.25)


Do I tend to wait after I have asked a question, to give the potential learner time to think and respond?

Do I tend to use short or long sentences when I ask questions?

How do I use mathematical terminology, when I am questioning a potential learner?

Stage of cycle	Practitioner questions, responses and comments
<p data-bbox="197 434 336 483">Stage 1 REFLECTION</p> 	<p data-bbox="443 434 639 461">Specific continued</p> <p data-bbox="437 483 1401 544">How do I use tone of voice, so that, for instance, the potential learner knows I am asking a question?</p> <p data-bbox="437 607 1050 640">Add further specific questions about asking questions.</p> <p data-bbox="437 703 1385 763">If you are working on another aspect of speaking and listening, add your own specific questions below.</p>
<p data-bbox="197 842 316 891">Stage 2 PLANNING</p> 	<p data-bbox="437 848 1203 882">Using your stage 1: reflection, detail your planning for stage 3: action.</p>
<p data-bbox="197 1072 284 1122">Stage 3 ACTION</p> 	<p data-bbox="437 1077 778 1111">Try out what you have planned.</p> <p data-bbox="437 1137 1018 1171">Give brief details where appropriate on, for example:</p> <p data-bbox="437 1200 592 1234">Session date:</p> <p data-bbox="437 1263 603 1296">Session focus:</p> <p data-bbox="437 1326 783 1359">Number of learners in session:</p> <p data-bbox="437 1388 788 1422">Any other relevant information:</p>

Cycle 2


<p data-bbox="197 1603 336 1653">Stage 1 REFLECTION</p> 	<p data-bbox="443 1603 533 1637">Generic</p> <p data-bbox="437 1664 799 1697">What did I do/say in the session?</p> <p data-bbox="437 1727 1086 1760">What evidence was there of potential learners' responses?</p> <p data-bbox="437 1789 746 1823">What worked well and why?</p> <p data-bbox="437 1852 799 1886">What did not work well and why?</p> <p data-bbox="437 1915 906 1948">What would I like to try out again and why?</p>
---	--

Section 3

Numeracy and speaking and listening

Stage of cycle

Stage 1 REFLECTION



Practitioner questions, responses and comments

Generic continued

What would I like to try out that's new and why?

Add your own generic questions, if appropriate.

Specific

The questions you ask will depend on what you have done in stage 3 of the first reflective practice cycle.

Examples might be:

What initial and follow-up questions did I ask?

How did the potential learner respond to my initial and follow-up questions?

Overall, to what extent did my use of initial and follow up questions work well?

Why/not? What evidence am I using to make this judgement?

What closed questions did I ask?

What open questions did I ask?

To what extent was my use of closed and open questions fit for purpose (i.e. Did I use closed questions when a very brief answer was appropriate, and open questions to encourage the potential learner to explore his/her thinking?)? Why/not?

Add your own specific questions, based on the first reflective practice cycle.

Practitioner reflective log 2. Approaches to numeracy

Cycle 1

Stage of cycle

Stage 1 REFLECTION



Practitioner questions, responses and comments

Generic

What do I do?

What evidence is there of potential learners' responses?

What works well and why?

What does not work well and why?

What would I like to try out and why?

Add your own generic questions, if appropriate.

Specific

Does how I talk about numeracy fall primarily within one of the four categories of 'Approaches to numeracy' (Talking about numeracy, Talking up numeracy, Talking around numeracy or Talking) (see p.28), or is it distributed equally across categories?

To what extent do I think that how I talk about numeracy is appropriate, in terms of the potential learners I work with? Why/not?

Could I introduce into initial assessment and ILP sessions more talk about numeracy than I tend to? Why/not?





Do I integrate mathematical terminology into initial assessment and ILP sessions appropriately?
(If yes) how? (If no) why not?


Overall, are the extent to and ways in which I talk about numeracy guided by the needs of the potential learner or by my perceived needs?

Are the ways I talk about numeracy **not** reflected in the typology 'Approaches to numeracy'? If so, how can I characterise my approaches to numeracy?

Section 3

Numeracy and speaking and listening

Stage of cycle	Practitioner questions, responses and comments
<p data-bbox="169 421 370 472">Stage 1 REFLECTION</p> 	<p data-bbox="416 416 1390 443">Specific continued</p> <p data-bbox="411 465 1187 495">What would I like to change about how I talk about numeracy and why?</p> <p data-bbox="411 528 946 557">Add your own specific questions, if appropriate.</p>
<p data-bbox="169 739 370 790">Stage 2 PLANNING</p> 	<p data-bbox="411 752 1177 781">Using your stage 1: reflection, detail your planning for stage 3: action.</p>
<p data-bbox="169 967 370 1019">Stage 3 ACTION</p> 	<p data-bbox="411 976 751 1005">Try out what you have planned.</p> <p data-bbox="411 1039 783 1068">Give brief details on, for example:</p> <p data-bbox="411 1070 564 1099">Session date:</p> <p data-bbox="411 1133 576 1162">Session focus:</p> <p data-bbox="411 1196 863 1225">Number of potential learners in session:</p> <p data-bbox="411 1258 759 1288">Any other relevant information:</p>
Cycle 2	
<p data-bbox="169 1485 370 1536">Stage 1 REFLECTION</p> 	<p data-bbox="416 1496 1390 1523">Generic</p> <p data-bbox="411 1547 770 1576">What did I do/say in the session?</p> <p data-bbox="411 1644 1058 1673">What evidence was there of potential learners' responses?</p> <p data-bbox="411 1740 719 1769">What worked well and why?</p> <p data-bbox="411 1836 772 1865">What did not work well and why?</p> <p data-bbox="411 1962 879 1991">What would I like to try out again and why?</p>

Stage of cycle	Practitioner questions, responses and comments
<p data-bbox="197 421 338 472">Stage 1 REFLECTION</p> 	<p data-bbox="440 421 638 450">Generic continued</p> <p data-bbox="440 470 963 499">What would I like to try out that is new and why?</p> <p data-bbox="440 564 970 593">Add your own generic questions, if appropriate.</p> <p data-bbox="440 719 533 748">Specific</p> <p data-bbox="440 775 1345 835">To what extent and in what ways was my approach to numeracy appropriate for the potential learner?</p> <p data-bbox="440 902 1350 994">Did I introduce more talk about numeracy into the session than I usually do? (If yes) What did I do and say? How well did this work? (If no) Why not?</p> <p data-bbox="440 1061 1307 1122">What mathematical terminology did I use? How did the potential learner respond to my use of mathematical terminology?</p> <p data-bbox="440 1189 1366 1249">Write your own specific questions here, based on your first reflective practice cycle (stages 1–3 above).</p>

Part D.
Further reading

If you want to read more about speaking and listening, you might want to follow up some of the references cited earlier in this section. They are taken from a lively, often provocative collection of papers by well-known academics, published by the Qualifications and Curriculum Authority (QCA). You may enjoy other papers in QCA (2003), in addition to those cited in this section.

QCA (2003). **New Perspectives on Spoken English in the Classroom**. London, QCA, downloadable from <http://www.qca.org.uk/6111.html>

4

Numeracy and ICT

Part A. Overview

1. Audience

All readers who are interested in ICT and post 16 numeracy.

Numeracy managers.

Numeracy teachers.

Numeracy teacher educators, who are interested in developing work on using ICT, within numeracy teacher education.

Researchers who are interested in the uses of ICT in post-16 numeracy.

2. Focus

- Outlines research findings on ICT relevant to post-16 numeracy (part B).
- Outlines key points from Cambridge Training and Development's (CTAD's) Maths4Life stage one ICT pathfinder (part B).
- Using the reflective practice cycle, presents reflective practice activities which build on the content of part B (part C).
- Gives suggestions for further reading (part D).
- Should be used in conjunction with section 1, background and section 2, reflective practice.

3. Methods

- For methodological details about the CTAD Maths4Life stage one pathfinder, please see appendix 1.
- Remember that the size of the samples and the ways in which they were selected mean that the views expressed in this section are in no way representative of all numeracy practitioners and learners.
- The views expressed are, however, useful in providing a starting point for readers to reflect on aspects of their practice in relation to numeracy, ICT and motivation.

Part B.
Pathfinder
focus and
findings

4. Existing evidence

- Key policy documents such as the Smith Report (Smith, 2004), the Tomlinson Report (DfES, 2004) the 14–19 Education and Skills White Paper (DfES, 2005) and the Skills White Paper (DfES et al. 2005) underline the importance of ICT in the teaching and learning of mathematics. This is also emphasised in research (e.g. Hoyles et al. 2002; Hoyles, 2005).
- There is a large body of research on using ICT in schools (e.g. Cox et al. 2004; Passey et al. 2004).
- There is less literature on using ICT with *Skills for Life* learners.
- There is very little research on mobile learning and adult numeracy learners.
- The potential of ICT in the teaching and learning of adult literacy, language and numeracy has not been fully exploited (Mellar et al. 2004, 2005).

5. Background to the CTAD Maths4Life ICT pathfinder

The CTAD Maths4Life ICT pathfinder aimed to explore whether selected numeracy learners found mobile learning motivational. Nine practitioners who were interested in innovative ways of engaging

with numeracy and with learners took part in the project.

The nine practitioners were trained by CTAD in how to use the mobile devices and the mediaBoard, described below in 6. The practitioners used the mobile devices in a range of numeracy activities with learners. CTAD supported the practitioners in their use of mobile technology throughout the pathfinder.

6. Technology

Mobile devices


The ICT pathfinder used two mobile devices: P900s and XDAs. These are illustrated below.

MediaBoard

A mediaBoard is a multimedia message board which can be used, for example, with a class. Unlike most traditional Internet message boards, learners can add comments by sending text (SMS) messages or pictures (MMS) from their mobile phones. MediaBoards can also be accessed through email and the Internet. A mediaBoard has a central image with zones marked on it. Learners can send messages to a specific zone. A mediaBoard can be used for exploratory, competitive and collaborative learning activities, tailored to different levels.

P900

A P900 is a mobile phone. A P900 can be used for multi-media messaging.



XDA

An XDA is a type of personal digital assistant (PDA). PDAs used to be called palmtops or handhelds. This project used the XDA produced by O2.

Part B.
continued

In the ICT numeracy pathfinder, CTAD set up the Darlomaths board (so called because part of the CTAD ICT pathfinder was in Darlington). As illustrated below, this used a map as its base, with different zones marked on it. Activities with the Darlomaths board are described below in 'numeracy activities'.

7. Numeracy activities

M-learning materials

Learners used CTAD's numeracy m-learning materials. An example of a numeracy activity is illustrated on the photograph of the XDA above. The materials included numeracy embedded in:


- Health.
- Housing.
- Driving theory.

There were also quizzes to assess numeracy skills.

In this project, the numeracy m-learning materials seemed to work more successfully on the XDAs than on the P900s. It was suggested that this was because the XDAs have a bigger memory.

Using photographs

Using the P900s and XDAs, some learners took photographs of examples of where they saw mathematics in everyday life. One practitioner highlighted how the concept of taking photographs of mathematics needed exploring with some learners:

 *They (the learners in her class) all seemed happy to take part, but didn't at first understand how they could take maths photos in Newcastle. We explained to them about angles, squares, rectangles, etc. We also showed them some photos cut out of newspapers and asked them what maths they could see. Once they had got the hang of looking for shapes, rather than only numbers, they could see a lot of maths.*

Learners then posted the photographs on the Darlomaths board. The example of car parking charges below was sent to the car park zone of the Darlomaths board (see section 3.2).

The photographs of mathematics in everyday life were used to stimulate discussion about mathematics. Learners in an English Speakers of Other Languages (ESOL) class also generated their own questions about the photographs they had taken. Questions included:

- How long ago was Eldon Square built?
- What is the area of the rectangle?
- How big is the area of the window?
- How many windows are there?
- How long is the Gate building?
- What time is it in Central Station?


Flexibility


Practitioners and learners reported welcoming the flexibility of the mobile devices, in terms of:


- What they could be used for. They were used for both 'closed' (the numeracy quizzes) and 'open' activities (e.g. the activities related to photographs).
- Where they could be used. They were used in a wide range of places, from bedrooms to buses, the street and the college.
- Who they could be used with. They were used alone, with a friend and as part of group and whole class teaching.

It is probably fair to say that the flexibility of the devices, as illustrated above, opens up rather than determines possibilities for the teaching and learning of numeracy or mathematics.


Practitioners' comments on the mobile learning devices included:


 *They (the learners) were interested in this project from the start, took part enthusiastically, were helpful and co-operative, and generally did very well.*


 *Using cameras and mediaBoard broadens learners' understanding of maths and where to find maths.*

 *Learners thought that their children would enjoy using the gadgets and the quizzes. Children were telling their mum how to use the gadget.*

Learners' comments included:

 *You realise that maths is all around you, not just in classrooms (about taking photographs of mathematics in everyday life).*

 *They're good to carry around with you and you could use them when you have some time, like on the bus.*

 *It's better than doing something on paper- you sometimes learn more on a machine than on paper.*

Issues

Unsurprisingly, there were some technical issues during the project. These included:

- Losing data when batteries ran down.
- The absence of immediate technical support, on some occasions when it was needed.

However, not all the difficulties which had been anticipated materialised. It had been thought, for instance, that:

- Some learners might use the mobile phones for long-distance calls.
- Some of the devices would go missing.

In this project, neither of the above happened.

8. Future work

The findings of this project indicate that there is scope for future research and development activity on mobile technologies and numeracy or mathematics. The teaching and learning activities used in this project could be developed and tried out in further contexts. CPD could support the use of mobile technologies. CPD could be wide ranging, spanning, for instance, the technicalities of using the mobile devices and their implications for curriculum and pedagogy. Schemes of work could be developed on incorporating mobile devices into numeracy or mathematics teaching. As the use of mobile technologies in teaching and learning increases, research could be conducted on the extent to and ways in which practitioners' and learners' views of themselves and of numeracy or mathematics education alter.

Part C.
Reflective practice activities

9. Guidance

For the reflective practice activities below, you will need to use:

- Section 2 of this publication, on reflective practice.
- The account above of the CTAD Maths4Life stage one pathfinder.
- The practitioner reflective log below.

Remember that the practitioner reflective log is not prescriptive. It's a flexible tool to help you reflect, plan and take action. You can use some or all of the generic and

specific questions. Feel free to add your own generic and specific questions, where appropriate. Remember also that you can complete the log in the way you prefer. That might be, for example, by using prose or mind maps (see section 2). If you do not find writing a helpful tool for reflection, then you could use selected questions from the log, as the basis for discussion activities with colleagues.

The specific questions in the log below are targeted to practitioners working with numeracy learners. If you wish, you can adapt the specific questions to potential, rather than actual, numeracy learners.

Practitioner reflective log

Cycle 1

Stage of cycle

Practitioner questions, responses and comments

**Stage 1
REFLECTION**



Generic

What do I do?

What evidence is there of learners' responses?

What works well and why?

What does not work well and why?

What would I like to try out and why?

Add your own generic questions, if appropriate.

Stage of cycle

Practitioner questions, responses and comments

Stage 1
REFLECTION



Specific

What types of ICT (e.g. PCs, laptops, Tablet PCs, interactive whiteboards, mobile technologies, mediaBoards etc.) do I use in teaching numeracy?

When do I use ICT in the teaching and learning of numeracy?

Do I use ICT for whole class teaching, group work, pair work and individual work? Why/not?

Do I promote the use of ICT for numeracy activities outside as well as inside the classroom?

Do I use ICT for collaborative learning in numeracy?

Do I encourage learner discussion and questioning through the use of ICT in numeracy? If 'yes', how? If 'no', why not?

Do I use a sufficiently wide range of technologies? Why/not?

Do I use a range of teaching styles, when using ICT in teaching numeracy? Why/not?



When using ICT to teach numeracy, do I take into account a range of learning styles? Why/not?

What evidence do I have of the extent to and ways in which the use of ICT motivates learners?


What constraints are there in my use of ICT in the teaching and learning of numeracy (possible constraints might be, for instance, the curriculum, accreditation, budget, etc.)?

What would I like to try out in my use of ICT in numeracy teaching? Why?

Add your own specific questions.

Stage of cycle	Practitioner questions, responses and comments
<p data-bbox="167 425 367 481">Stage 2 PLANNING</p> 	<p data-bbox="406 436 1396 470">Using your stage 1: reflection, detail your planning for stage 3: action.</p>
<p data-bbox="167 660 367 716">Stage 3 ACTION</p> 	<p data-bbox="406 660 1396 694">Try out what you have planned</p> <p data-bbox="406 728 1396 761">Give brief details on, for example:</p> <p data-bbox="406 795 1396 828">Session date:</p> <p data-bbox="406 862 1396 896">Session focus:</p> <p data-bbox="406 929 1396 963">Number of learners in session:</p> <p data-bbox="406 996 1396 1030">Any other relevant information:</p>

Cycle 2

<p data-bbox="167 1198 367 1254">Stage 1 REFLECTION</p> 	<p data-bbox="406 1198 1396 1232">Generic</p> <p data-bbox="406 1254 1396 1288">What did I do/say in the session?</p> <p data-bbox="406 1344 1396 1377">What evidence was there of learners' responses?</p> <p data-bbox="406 1444 1396 1478">What worked well and why?</p> <p data-bbox="406 1534 1396 1568">What did not work well and why?</p> <p data-bbox="406 1635 1396 1668">What would I like to try out again and why?</p> <p data-bbox="406 1736 1396 1769">What would I like to try out that's new and why?</p> <p data-bbox="406 1825 1396 1859">Add your own generic questions, if appropriate.</p>
--	--

Stage of cycle	Practitioner questions, responses and comments
Stage 1 REFLECTION	<div data-bbox="188 481 405 633"> </div> <div data-bbox="443 434 1422 465"> Specific </div> <p data-bbox="443 488 1324 546">To what extent, and in what ways, did my uses of ICT seem to motivate numeracy learners?</p> <p data-bbox="443 551 1390 609">E.g. Did I use different teaching strategies, in conjunction with ICT? (If 'yes') What were they? What impact did they seem to have on numeracy learners? (If 'no') Why not?</p> <p data-bbox="443 712 1347 770">Did I use ICT for differentiation? (If yes) How? What impact did this seem to have on learners? (If 'no') Why not?</p> <p data-bbox="443 869 1366 927">What further ideas about using ICT in the teaching and learning of numeracy would I like to try out next time?</p> <p data-bbox="443 931 1366 990">E.g. Would I like to try out a different type of ICT next time? (If 'yes') What type of ICT? Why? (If 'no') What are my reasons for this?</p> <p data-bbox="443 1093 1302 1124">Write your own specific questions, based on the first reflective practice cycle.</p>

**Part D.
Further
reading**

If you would like to find out more about numeracy and ICT, you may want to read two NRDC publications:

Mellar, H. and Kambouri, M. (2005). **Web Quests, m-learning and cyberlabs Maths4Life** available at:
<http://www.nrdc.org.uk/content.asp?CategoryID=549>

Mellar, H., Kambouri, M., Sanderson, M. and Pavlou, V. (2004). **ICT and adult literacy, numeracy and ESOL**. London: NRDC. Available at:
http://www.nrdc.org.uk/uploads/documents/doc_258.pdf

5

Strategies to increase the take-up of numeracy provision

Part D. Overview

1. Audience

All readers who are interested in strategies to increase the take-up of numeracy provision.

Numeracy managers.

Numeracy practitioners who are involved in promoting numeracy provision.

Individuals responsible for Higher Level Teaching Assistants (HLTAs) and Teaching Assistants (TAs) in schools.

Researchers.

2. Focus

- Outlines existing evidence relevant to the National Institute for Adult Continuing Education (NIACE) stage one Maths4Life pathfinder (part B).
- Outlines key points from the NIACE stage one Maths4Life pathfinder (part B).
- Using the reflective practice cycle, presents reflective practice activities which build on the content of part B (part C).
- Gives suggestions for further reading (part D).
- Should be used in conjunction with section 1, background and section 2, reflective practice.

3. Methods

- For methodological details about the NIACE pathfinder, please see appendix 1.
- Remember that the size of the samples and the ways in which they were selected mean that the views expressed below are in no way representative.
- The views expressed are, however, useful in providing a starting point for readers to reflect on aspects of practice in relation to promoting numeracy provision.

Part B.
Pathfinder
focus and
findings

4. Existing evidence

- Evidence underlines that the take-up of post-16 numeracy or mathematics provision is low (e.g. DfEE, 1999; DfES, 2003; Smith, 2004).
- Engaging adults to improve their numeracy or mathematics skills is challenging, as adults may not perceive they need to improve or may lack the confidence to develop their numeracy or mathematics (Eldred, 2004).
- Some potential and actual numeracy learners may have chaotic lives, previous negative experiences of education and limited motivation to develop their skills (McNeil and Smith, 2004).
- A literature search conducted by the project researcher at the start of the pathfinder found no research evidence which was directly relevant to strategies to promote take up of adult numeracy provision.

5. Background to the pathfinder

The NIACE stage one Maths4Life pathfinder explored selected strategies to improve the take-up of numeracy provision. The pathfinder aimed to do this by developing understanding about how selected groups of learners, within one geographical area, might be attracted into numeracy provision.

Seven practitioner researchers from a further education (FE) college were attached to the pathfinder (three in project 1, three in project 2 and one in project 3. See below.).

Within the pathfinder, there were three 'mini-projects'. The 'mini-projects' focused on identifying strategies to promote numeracy provision to the following groups:

- **Project 1:** students on two childcare courses which were part of Health and Social Care in the FE college. Students on childcare courses have to study key skills. One group of students was on a level 2 childcare course. The second group was in the first year of a two-year Business and Technical Education Council (BTEC) Early Years course.
- **Project 2:** TAs in selected primary schools. Whilst there are no mandatory qualifications to work as a TA, to achieve HLTA status, TAs have to have level 2 qualifications in mathematics and English.
- **Project 3:** selected employees in administrative and manual roles.

Section 5

Strategies to increase the take-up of numeracy provision

Part B. continued

6. Increasing the take-up of numeracy

This section outlines the key ways of increasing the take-up of numeracy explored in the three projects.

Project 1: Childcare assistants

In this project, the views on numeracy of students on the two childcare courses (see previous) were used to inform the development of a DVD about numeracy. The DVD highlights the importance of numeracy and aims to stimulate debate amongst viewers about it. The DVD consists of a storyboard with music, dance and sound bites. Initial responses to the DVD during the project were positive.

The DVD will be used to promote numeracy as part of the FE college's enrolment and induction processes. The DVD will be used with students on childcare and other courses which include numeracy or Key Skills Application of Number level 2.

It appeared that most students who were interviewed were not put off undertaking childcare courses by having to study numeracy. However, some students were resigned to, rather than enthusiastic about, numeracy. Some students, on the other hand, appeared to be more positive. They reported benefits gained through attending numeracy. These included:

- Having the opportunity to learn about numeracy.
- Gaining skills to help children with numeracy.
- Having the opportunity to gain a qualification.
- Having an opportunity to enjoy numeracy.
- Being able to claim the Education Maintenance Allowance (EMA) weekly payment, through attending numeracy classes.

Project 2: TAs

This project explored the perceptions of numeracy of three groups of TAs.

- TAs from one school who, prior to the pathfinder, had started attending an evening numeracy class at the local adult education centre. These TAs had found out about the class through the FE college's Adult and Community prospectus.
- TAs who were referred to numeracy classes at the FE college by the Local Education Authority (LEA). There was only one student in this category.
- TAs in three primary schools who were offered numeracy classes in the workplace, during work time.

What happened in the three primary schools

A numeracy development worker attached to the NIACE pathfinder met initially with the Head, in each of the three primary schools. Through the Head, the numeracy development worker then met with the TAs about numeracy. They discussed:

- What a numeracy class might consist of.
- How adult numeracy might differ from experience of school mathematics.
- The professional and personal benefits of developing numeracy skills.
- The importance of helping children with numeracy, at school and at home.
- What the level 2 National Test consists of and how it relates to other mathematics qualifications.
- Move On.

Numeracy classes were set up for the TAs in all three schools.

School 1

Seven out of 16 TAs attended numeracy provision. The class was run on school premises, half in school time and half in the TAs' own time (from 14.00–15.45). Four TAs worked towards level 1 and three worked towards level 2.

School 2

All nine TAs decided to attend numeracy. Eight worked towards levels 1 and 2, whilst one worked towards entry level 3. The class was held during school time, from 13:00 - 15:00.

School 3

Nine out of 16 TAs attended numeracy. Eight worked towards levels 1 or 2. The ninth brushed up level 2 skills. The class was held on school premises out of school hours, from 15:30 – 17:00.


The following appeared to help recruit these TAs from these three primary schools to numeracy classes:


- The direct involvement of the numeracy development worker in the schools, in terms of meeting with the head teachers and the TAs.
- The support of the head teachers for numeracy provision for the TAs.
- Basing provision in the workplace. It was suggested that this may have helped TAs who lacked confidence in their numeracy skills to take up numeracy provision.
- It may not be unreasonable to suggest that scheduling provision during the working day may have provided an additional impetus for the TAs concerned to attend numeracy.


Project 3: The NHS


Through meetings with three managers at one hospital's National Vocational Qualification (NVQ) training centre, it was agreed that the FE college would run work-related numeracy classes in the NVQ training centre. Selected NHS employees were interviewed about their perceptions of numeracy.


7. Participants' responses

 *I had enough (of mathematics) at school, but you've just got to do it. (childcare student)*

 *I don't know (if numeracy is important in everyday life). They use it (numeracy) at work. (childcare student)*

 *Just because you haven't got GCSE doesn't mean you can't do it. (childcare student)*

 *I could tell you what two ounces of butter looks like, but not 100 grams... I think it's the same, more or less. (TA)*

 *I'm usually good at maths, except when under pressure. (TA)*

Section 5

Strategies to increase the take-up of numeracy provision

Part C. Reflective practice activities

8. Guidance

For the reflective practice activities below, you will need to use:

- Section 2 of this publication, on reflective practice.
- The account above of the NIACE Maths4Life stage one pathfinder.
- The practitioner reflective log below.


Remember that the practitioner reflective log is not prescriptive. It aims to be a flexible tool to help you reflect, plan and take action. You can use some or all of the generic and specific questions. Feel free to add your own generic and specific questions, where appropriate. Remember also that you can complete the log in the way you prefer. That might be by using, for example, mind maps or notes (see section 2). If you do not find writing a helpful tool for reflection, then you could use selected questions from the log, as the basis for discussion activities with colleagues.

Practitioner reflective log

Cycle 1

Stage of cycle

Stage 1 REFLECTION



Practitioner questions, responses and comments

Generic

What do I do?




What evidence is there of learner responses?

What works well and why?

What doesn't work well and why?

What would I like to try out and why?

Add your own generic questions, if appropriate.

Stage of cycle	Practitioner questions, responses and comments
<p data-bbox="197 421 338 468">Stage 1 REFLECTION</p> 	<p data-bbox="443 427 533 454">Specific</p> <p data-bbox="437 481 1378 573">To what extent do I use a range of strategies to improve the take-up of numeracy provision (e.g. DVDs, leaflets, basing provision in the workplace, scheduling provision during work hours, personal contact with potential partner organisations, etc.)?</p> <p data-bbox="437 672 1203 698">How do I take account of learners' views, in how I promote numeracy?</p> <p data-bbox="437 797 1327 860">What strategies do I use to improve the take-up of numeracy provision within my organisation, to staff and potential learners?</p> <p data-bbox="437 958 1359 1021">What strategies do I use to promote numeracy provision outside my organisation, to relevant partners and potential learners?</p> <p data-bbox="437 1120 1331 1182">To what extent and in what ways are the strategies I use to improve the take-up of numeracy provision appropriate to the context in which I work?</p> <p data-bbox="437 1281 1362 1344">Do I collect and analyse monitoring and evaluation data, to assess the strengths and weakness of the strategies I use to improve the take-up of numeracy provision?</p> <p data-bbox="437 1442 970 1469">Add your own specific questions, if appropriate.</p>
<p data-bbox="197 1630 316 1677">Stage 2 PLANNING</p> 	<p data-bbox="437 1637 1203 1664">Using your stage 1: reflection, detail your planning for stage 3: action.</p>
<p data-bbox="197 1861 284 1908">Stage 3 ACTION</p> 	<p data-bbox="437 1868 778 1895">Try out what you have planned.</p> <p data-bbox="437 1935 778 1962">Details about session date etc.</p>

Section 5

Strategies to increase the take-up of numeracy provision

Cycle 2

Stage of cycle

Stage 1 REFLECTION



Practitioner questions, responses and comments

Generic

What did I do/say?

What evidence is there of (potential) learners' responses?

What worked well and why?

What did not work well and why?

What would I like to try out again and why?

What would I like to try out that is new and why?

Add your own generic questions, if appropriate.

Specific

If, for example, you have developed promotional literature for numeracy, you might ask:
What was the target audience for the promotional literature?

To whom was the promotional literature circulated?

To what extent (if at all) did the promotional literature help increase interest in/ take-up of numeracy provision?

Was the literature appropriate for its target audience (in terms of e.g. content, layout, language used, etc.)? (If 'yes') In what ways? (If 'no') Why not?

What evidence am I using in making the judgements above?

How accurate is this evidence?

Write your own specific questions, based on the focus of your first reflective practice cycle.

Part D.
**Further
reading**

If you're interested in reading more literature that's relevant to engaging adults in numeracy provision, you might want to follow up:

- DfEE (1999). **Improving literacy and numeracy. A Fresh Start. The report of the working group chaired by Sir Claus Moser.** London: Sudbury.
- DfES (2003). **Research Brief RB 490. Skills for Life Survey. A national needs and impact study of literacy, numeracy and ICT skills.** London: DfES.
- Eldred, J. (2004). **Catching confidence.** Leicester: NIACE.
- McNeil, B. and Smith, L. (2004). **Success factors in informal learning: young adults' experience of literacy, language and numeracy. Progress report.** London: NRDC.
- Smith, Sir A. (2004). **Making Mathematics Count: The Report of Professor Adrian Smith's Inquiry into Post-14 Mathematics Education.** London: The Stationery Office.

6

Level 4 numeracy teacher education

Part A. Overview

1. Audience

All readers who are interested in level 4 numeracy teacher education.

Those running or teaching on level 4 numeracy teacher education courses.

Numeracy specialists who may be considering, or who are undertaking level 4 numeracy teacher education courses.

Researchers interested in level 4 numeracy teacher education.

2. Focus

- Summarises issues relevant to level 4 teacher education, raised in existing evidence (part B).
- Summarises key points from the LLU+ Maths4Life stage one pathfinder (part B).
- Using the reflective practice cycle, presents reflective practice activities which build on the content of part B (part C).
- Gives suggestions for further reading (part D).
- Must be used in conjunction with section 1, background and section 2, reflective practice.

3. Methods

- For methodological details about the LLU+ Maths4Life stage one pathfinder, please see appendix 1.
- Remember that the size of the samples and the ways in which they were selected mean that the views expressed in this section are in no way representative of all numeracy practitioners.
- The views expressed are, however, useful in providing a starting point for numeracy teacher educators and practitioners to reflect on aspects of their practice in relation to level 4 teacher education.

Part B.
Pathfinder
focus and
findings

4. Existing evidence

Quality

- Ofsted/ALI (2003,a,b) highlights the poor quality of some numeracy teaching and learning support.
- Whilst *Success for All* (DfES, 2002) underlines that all teachers in FE should be qualified to teach, Ofsted/ALI (2003,a,b) express concern about the quality of some of the training to teach literacy and numeracy in further and adult education.

The level 4 numeracy subject specifications

- DfES working with the Further Education National Training Organisation (FENTO) developed subject specifications for teachers of adult literacy and numeracy, at levels 3 and 4 of the National Qualifications Framework (NQF).
- DfES and FENTO (2002) highlights that the subject specifications should be used as the basis for developing specialist teacher education and CPD programmes.
- The level 4 numeracy specifications aim to:
... encourage teachers of adult numeracy to extend their interest and understanding of the subject by promoting both an awareness of wider social and learning issues related to the development of numeracy skills, and high level of personal numeracy skills. (DfES and FENTO, 2002, http://www.dfes.gov.uk/readwriteplus/FENTO_N4 and LLUK, <http://www.lifelonglearning.org/documents>).
- However, there may be an issue about the extent to which level 4 numeracy teacher education should emphasise developing participants' 'profound understanding' (Ma, 1999) of level 2 mathematics, or knowledge of mathematics at a higher level than level 2.

- Ma (1999) defines a profound understanding of fundamental mathematics as:
... the awareness of the conceptual structure and basic attitudes of mathematics inherent in elementary mathematics and the ability to provide a foundation to provide a foundation for that conceptual structure and instil those basic attitudes in students.

5. Background

Part of the remit of the LLU+, based at the London South Bank University, is to run teacher education courses in literacy, language (ESOL) and numeracy.

The LLU+ Maths4Life stage one pathfinder explored three main issues. The first was reported reasons for undertaking a level 4 numeracy teacher education course. The second concerned the views of some LLU+ students, of level 4 teacher education. The third was the stated reasons why a selection of numeracy teachers have not to date decided to undertake level 4 numeracy teacher education.

The LLU+ Maths4Life stage one pathfinder explored these issues through three samples of numeracy practitioners. Four practitioner researchers were involved in the pathfinder. Please see above and also appendix 1 for methodological information.

6. Practitioners' responses

Respondents on level 4 teacher education courses who were interviewed reported a range of reasons for undertaking level 4 teacher education. Stated reasons included wanting to:


- Develop mathematical understanding.
- Increase their confidence about their mathematical understanding.
- Develop pedagogical knowledge. Pedagogy, according to Alexander (2000), includes both the performance of teaching and, for instance, the theories, beliefs and policies that shape teaching.


Section 6


Level 4 numeracy teacher education

- Develop skills to teach specific aspects of numeracy.
- Gain a level 4 teacher education qualification.
- Improve career prospects, through gaining the level 4 qualification.

Selected comments


 *The main reason for me is to be able to be fully qualified as an adult numeracy teacher, because the policy of the government now,... before you can be a fully qualified adult numeracy teacher you should do the level 4 course and be fully qualified.*


 *I have got the maths. It is how to project the maths, how to explain the maths.*


 *I think it (why the respondent is doing the level 4 course) is more understanding in numeracy teaching. And just to improve my numeracy skills as well... It is more to do with the teaching, because you want to know how to teach.*

Respondents' views on LLU+ level 4 courses

Interviewees who were on level 4 teacher education courses at the LLU+ were asked about their experience of level 4 teacher education. Responses varied.

 *It helps me reflect on my teaching practice, in how to ... become a more effective teacher.*

 *This has helped me to incorporate different activities and get students moving around doing different things, making it interactive.*


 *There isn't enough of how to teach it.*


Reported reasons for not undertaking level 4 numeracy teacher education courses


Respondents who have not to date decided to undertake level 4 numeracy teacher education reported a range of reasons for this. Stated reasons included:

- A lack of time.
- The absence of institutional support.
- The absence of a level 4 numeracy teacher education course which the respondent considered was appropriate to his/her needs.
- The respondent's concern about the level of his/her mathematical skills.
- The respondent's perception of him/herself as a literacy or ESOL specialist, rather than as a numeracy specialist.

Selected comments

 *Not sure whether my own maths skills are sufficient. A fear of enrolling on a course that may be too difficult or expect too much of me (especially if other members were maths graduates).*

 *No cover and I am very busy at work and at home.*

 *Some of the mathematical content is not relevant when teaching to level 2, although I do feel (that practitioners) should have a qualification to at least level 3 in maths.*

Part C.
Reflective practice activities

7. Guidance

For the reflective practice activities, you will need to use:

- Section 2 of this publication, on reflective practice.
- The account above of the LLU+ Maths4Life stage one pathfinder.
- The practitioner reflective log below.

Remember that the practitioner reflective log is not prescriptive. It aims to be a flexible tool to help you reflect, plan and take action. You can use some or all of the generic and specific questions. Feel free to add your own generic and specific questions, where appropriate. Remember also that you can complete the log in the way you prefer (see section 2). That might be by using, for example, mind maps or notes (see section 2). If you do not find writing a helpful tool for reflection, then you could use selected questions from the log, as the basis for discussion activities with colleagues.

Practitioner reflective log: numeracy teacher educators

Cycle 1

Stage of cycle

**Stage 1
REFLECTION**



Practitioner questions, responses and comments

Generic

- What do I do/say?
- What evidence is there of (potential) learners' responses?
- What works well and why?
- What does not work well and why?
- What would I like to try out and why?


Add your own generic questions, if appropriate.

Section 6

Level 4 numeracy teacher education

Stage of cycle

Stage 1 REFLECTION



Practitioner questions, responses and comments

Specific

How much information do I have on applicants to and participants on level 4 teacher education in my institution?

What methods do I use to collect this information?

What mathematics qualifications do applicants to and participants on level 4 numeracy teacher education courses in my institution have?

Why have some individuals who could undertake level 4 numeracy teacher education, not done so, to date?

What are participants' reported reasons for undertaking level 4 numeracy teacher education in my institution (e.g. To improve their pedagogical knowledge? To develop practical skills in teaching specific aspects of numeracy? To develop their understanding of mathematics? If the latter, is this to develop a 'profound understanding' (Ma, 1999) of fundamental mathematics, or to increase understanding of mathematics beyond level 2? To gain a level 4 teaching qualification? To improve career progression?

What are participants' reported views on level 4 numeracy teacher education in my institution?

How do I collect and analyse data on participation and non-participation in numeracy level 4 teacher education in my institution (e.g. By talking informally to relevant individuals? By interviewing relevant individuals? By using a questionnaire or a course evaluation form? Etc.)?

How accurate do I think that the data on participation and non-participation in level 4 numeracy teacher education in my institution are? Why?

How could I improve the accuracy of the data I collect? Will I need any support (e.g. from a researcher) to do this?

How do I use the data on level 4 numeracy teacher education to inform practice in my institution?

Stage of cycle

Practitioner questions, responses and comments

Stage 2
PLANNING



Using your stage 1: reflection, detail your planning for stage 3: action.

Stage 3
ACTION



Try out what you have planned.

Cycle 2

Stage 1
REFLECTION



Generic

What did I do/say?

What evidence was there of (potential) learners' responses?

What worked well and why?

What did not work well and why?

What would I like to try out again and why?

What would I like to try out that is new and why?

Add your own generic questions, if appropriate.


Specific

What have I found out about participants and non-participants in level 4 numeracy teacher education in my institution?

Was this what I expected to find out? Why/not?

Section 6

Level 4 numeracy teacher education

Stage of cycle	Practitioner questions, responses and comments
Stage 1 REFLECTION	Specific continued
	<p>How will I use what I have found out to inform practice with level 4 numeracy teacher education in my institution?</p> <p>What questions would I like to ask again about participation and non-participation in level 4 numeracy teacher education in my institution? Why?</p> <p>What else would I like to find out about in relation to level 4 numeracy teacher education in my institution, and why?</p> <p>How can I improve the accuracy of the data I collect?</p> <p>Write your own specific questions, based on the focus of your first reflective practice cycle.</p>

Part D. Further reading

If you are interested in reading more literature that is relevant to level 4 numeracy teacher education, you might want to follow up:

- DfES and FENTO (2002). **Subject specifications for teachers of adult literacy and numeracy**. London: DfES.
- Ma, L. (1999). **Knowing and teaching elementary mathematics: Teachers' understanding of fundamental mathematics in China and the United States**. Mahwah, New Jersey: Lawrence Erlbaum Associates.
- Ofsted/ALI (2003a). **Thematic review. Literacy, numeracy and English for speakers of other languages: a survey of current practice in post-16 and adult provision**. London: Ofsted.
- Ofsted/ALI (2003b). **The initial training of further education teachers. A survey**. London: Ofsted.

References

- Alexander, R. (2000). **Culture and Pedagogy: international comparisons in primary education**. Oxford: Blackwell.
- Alexander, R. (2003). *Talk in teaching and learning: international perspectives in QCA* **New Perspectives on Spoken English in the Classroom**. London: QCA.
- Baxter, M., Leddy, E., Richards, L., Tomlin, A., Wresniwiro, T. and Coben, D. (2006, forthcoming). **Teaching and learning common measures**. London: NRDC.
- Beardon, T., Booth, M., Hargreaves, D. and Reiss, M. (1995). School-led initial teacher training in T. Kerry and A.S. Mayes (Eds.) **Issues In Mentoring**. London: Routledge.
- Calderhead, J. (1989). "Reflective teaching and teacher education." **Teaching and Teacher Education** 5: pp.43-51.
- Cazden, C. (1988). **Classroom Discourse: The Language of Teaching and Learning**. Portsmouth NH: Heinemann.
- Clarke, L. and Chambers, P.A. (1999). "The Promotion of Reflection in European Teacher Education: conceptions, purposes and practices." **Pedagogy, Culture and Society** 7:2 pp.292-303.
- Coben, D. with Colwell, D., Macrae, S., Boaler, J., Brown, M. and Rhodes, V. (2003). **Adult numeracy: review of research and relevant literature**. London: NRDC.
- Cox, M., Abbott, C., Webb, M., Blakeley, B., Beauchamp, T. and Rhodes, V. (2004). **A Review of the Research Literature Relating to ICT and Attainment**. Coventry: Becta.
- Day, C. (1999). **Developing Teachers. The Challenges of Lifelong Learning**. London: Falmer.
- DfEE (1999). **Improving Literacy and Numeracy. A Fresh Start. The report of the working group chaired by Sir Claus Moser**. London: Sudbury.
- DfES (2002). **Success for All**. London: DfES.
- DfES (2003). **Skills for Life Survey. A National Needs and Impact Study of Literacy, Numeracy and ICT Skills**. London: DfES.
- DfES (2004). **14-19 Curriculum and Qualifications Reform. Final Report of the Working Group on 14-19 Reform**. London: DfES.
- DfES (2005). **14-19 Education and Skills**. London: DfES.
- DfES, DTI, HM Treasury and DWP (2005). **Skills: Getting on in Business, Getting on at Work**. London: DfES.
- DfES and FENTO (2002). **Subject Specifications for Teachers of Adult Literacy and Numeracy**. London: DfES.
- Edwards, T. (2003). *Purposes and characteristics of whole-class dialogue, in QCA New Perspectives on Spoken English in the Classroom*. London: QCA.
- Eldred, J. (2004). **Catching Confidence**. Leicester: NIACE.
- Goodman, J. (1987). "Factors in Becoming a Pro-active Elementary School Teacher. A preliminary study of selected novices". **Journal of Education for Teaching** 13:3.

- Hoyles, C. (2005). **Functional Mathematics: What Could I Be?** (workshop on functional mathematics. ACME/QCA. 03.03.05.).
- Hoyles, C. Wolf, A., Molyneix-Hodgson and Kent, Phillip (2002). **Mathematical Skills in the Workplace. Final Report to the Science, Technology and Mathematics Council** London: Institute of Education and Science, Technology and Mathematics Council.
- Hudson, C. and Lopez, D. **Evaluation of Skills Advance: final report.** London: NRDC unpublished report.
- Hudson, C. (2006). **The implications of post-16 numeracy and maths of the Smith and Tomlinson reports, the 14-19 White Paper and the Skills White Paper.** A policy discussion paper. London: NRDC.
- Ma, L. (1999). **Knowing and Teaching Elementary Mathematics: Teachers' understanding of fundamental mathematics in China and the United States.** Mahwah, New Jersey: Laurence Erlbaum Associates.
- Maynard, J. and Furlong, J. (1995). Learning to teach and models of mentoring in T. Kerry and A.S. Mayes (Eds.). **Issues In Mentoring** London: Routledge.
- McNeil, B. and Smith, L. (2004). **Success Factors in Informal Learning: young adults' experience of literacy, language and numeracy. Progress report.** London, NRDC.
- Mellar, H. and Kambouri, M. (2005) **Web Quests, M-learning and Cyberlabs Maths4Life** available at: <http://www.nrdc.org.uk/content.asp?CategoryID=549>
- Mellar, H., Kambouri, M., Sanderson, M. and Pavlou, V. (2004). **Research Report ICT and Adult Literacy, Numeracy and ESOL.** London, NRDC.
- Mercer, N. (2003) The educational value of 'dialogic talk' in 'whole class dialogue. **New Perspectives on Spoken English in the Classroom.** London, QCA.
- National Center for Educational Statistics (NCES) (2003). **Teaching Mathematics in Seven Countries.** Jessup: US Department of Education.
- Ofsted/ALI (2003a). **Thematic Review. Literacy, Numeracy and English for Speakers of Other Languages: a survey of current practice in post 16 and adult provision.** London: OFSTED.
- Ofsted/ALI (2003b). **The initial training of further education teachers. A survey.** London: Ofsted.
- Passey, D., Rogers, C., Machell, J., McHugh, G. and Allaway, D. (2004). **Emergent Findings: The Motivational Effect of ICT on Pupils.** London: DfES.
- QCA (2003). **New Perspectives on Spoken English in the Classroom.** (London: QCA), downloadable from <http://www.qca.org.uk/6111.html>.
- Schön, D. (1983). **The Reflective Practitioner: How Professionals Think in Action.** London: Temple Smith.
- Schön, D. (1987). **Educating the Reflective Practitioner: Towards a New Design for Teaching and Learning in the Professions.** New York: Basic Books.
- Silverman, D. (1993). **Interpreting Qualitative Data. Methods for Analysing Talk, Text and Interaction.** London: Sage.
- Smith, A. (2004). **Making Mathematics Count: The report of Professor Adrian Smith's Inquiry into post-14 Mathematics Education.** London: The Stationery Office.
- Stenhouse, L. (1975). **An Introduction to Curriculum Research and Development.** London: Heinemann.
- Swain, J., Baker, E., Holder, D., Newmarch, B., and Coben, D. (2005). **'Beyond the daily application': Making numeracy teaching meaningful to adult learners.** London: NRDC.

Appendices

Appendix 1.
**The Maths4Life stage one
pathfinder projects**

Appendix 2.
The practitioner reflective log

Appendix 1. The Maths4Life stage one pathfinder projects

Talking Up Numeracy

Institute of Education, University of London

Pathfinder focus

Practitioners' use of speaking and listening in initial assessment and ILP sessions, to help motivate offenders to take up numeracy provision

Project team

1 pathfinder leader
2 project researchers
8 pathfinder practitioners

Research questions/development objectives

How do pathfinder practitioners use their speaking and listening skills, in initial assessment and ILP sessions, to help motivate offenders on custodial and community supervision to take up numeracy?

How, within a four-month project, do pathfinder practitioners develop their use of speaking and listening, to help motivate offenders on custodial and community supervision to take up numeracy?

Context

Initial assessment and ILP sessions in 2 prisons and 2 probation areas, in three government regions

Methods

3 project seminars

20 one-to-one interviews with pathfinder practitioners

Researcher observation of 29 initial assessment and ILP sessions

One-to-one interviews with 26 offenders

All practitioner and offender interviews were tape recorded and fully transcribed. The large majority of observed sessions were tape-recorded and fully transcribed

48 completed practitioner reflective logs were analysed

The ICT Pathfinder Cambridge Training and Development (CTAD)

Pathfinder focus

The use of mobile technologies to motivate adult numeracy learners

Project team

1 pathfinder leader
1 project researcher
9 practitioners

Research questions/development objectives

Does the use of ICT and new technologies in teaching and learning motivate learners to join adult numeracy classes?

Is tutor lack of confidence and competence with ICT a barrier?

Development objective: to identify motivating factors in the use of new technologies, in engaging learners to improve their numeracy

Context

North-East of England

Practitioners and learners in FE, Adult and Community learning (ACL) and the voluntary sector

Methods

Tape-recorded project team meetings

Practitioner logs

Notes on informal conversations with practitioners

Transcripts of selected sessions using mobile technologies

Images posted on mediaBoards

Appendix 1 continued

Attracting Adult Learners

National Institute for Adult Continuing Education (NIACE)

Pathfinder focus

Skills, strategies and partnerships to promote the take-up of adult numeracy provision

Project team

1 pathfinder leader
1 project researcher
8 practitioner researchers

Research questions/development objectives

What skills, strategies and partnerships need to be in place to attract adults to take up learning opportunities in numeracy or mathematics?

Development objective: to gain insight to what attracts adults into learning numeracy or mathematics, using 3 different groups of learners in 1 geographical area

Context

A large town in the north of England
Project 1: 2 childcare courses in a FE college
Project 2: TAs in 3 primary schools
Project 3: NHS employees

Methods

Total of 60 interviews across the 3 projects
Project 1: interviews with 29 childcare students
Project 2: interviews with 16 TAs
Project 3: interviews with 15 NHS employees
Practitioner researcher logs
Data from meetings (project meetings, meetings with the head teachers in project 2)

Why did they (not) do it?

LLU+, London South Bank University

Pathfinder focus

Reported reasons for participation and non-participation in level 4 adult numeracy teacher education. Practitioners' views on level 4 numeracy teacher training at the LLU+

Project team

2 pathfinder leaders
1 project researcher
4 practitioner researchers

Research questions/development objectives

What are the initial and continuing reasons/motivations for teachers joining adult numeracy teacher training courses at level 4?

What are the underlying reasons why teachers do not undertake numeracy teacher training courses at level 4?

Context

- 1) Participants on 2 level 4 courses at LLU+
- 2) Teachers attending adult numeracy core curriculum training. Teachers on an email list. Teachers attending the Maths4Life conference, February, 2005, 2 sets of interviews with 12 participants on LLU+ level 4 courses

Methods

Questionnaires to a random sample of adult numeracy core curriculum participants. There were 25 respondents

Questionnaires to an opportunity sample of delegates at Maths4Life conference and an opportunity sample of members of an email list. There were 20 respondents


Appendix 2. The practitioner reflective log

Cycle 1

Stage of cycle

Practitioner questions, responses and comments

Stage 1 REFLECTION



Generic

What do I do/say?

What evidence is there of learners' responses?

What works well and why?

What does not work well and why?

What would I like to try out and why?

Add your own generic questions, if appropriate.

Specific

Write your own specific questions here, targeted to the aspect of your practice you are focusing on.

Stage 2 PLANNING



Using your stage 1: reflection, detail your planning for stage 3: action.

Stage 3 ACTION



Try out what you have planned.

Give brief details, if appropriate, such as:

Session date:

Session focus:


Number of learners in session:

Any other relevant information:

Cycle 2

Stage of cycle

Stage 1 REFLECTION



Practitioner questions, responses and comments

Generic

What did I do/say in the session?

What evidence was there of learners' responses?

What worked well and why?

What did not work well and why?

What would I like to try out again and why?

What would I like to try out that is new and why?

Add your own generic questions, if appropriate.

Specific

Write your own specific questions here, based on your first reflective practice cycle.