



**Cynulliad Cenedlaethol Cymru
The National Assembly for Wales**

**National Curriculum Assessments Results in Wales:
Key Stage 1**

**Canlyniadau Aseidiadau'r Cwricwlwm Cenedlaethol yng Nghymru:
Cyfnod Allweddol 1**

2001

CONTENTS

CYNNWYS

	page tudalen	
INTRODUCTION	4-9	CYFLWYNIAD
Section 1: Subject Summaries		Adran 1: Crynodebau o'r Pynciau
English	12	Saesneg
Welsh	13	Cymraeg
Mathematics	14	Mathemateg
Science	15	Gwyddoniaeth
Core Subject Indicator	16-17	Dangosydd Pynciau Craidd
Summary Table	18	Tabl Crynodeb
Section 2: LEA Summaries		Adran 2: Crynodebau AALI
Anglesey	20	Ynys Môn
Gwynedd	21	Gwynedd
Conwy	22	Conwy
Denbighshire	23	Sir Ddinbych
Flintshire	24	Sir y Fflint
Wrexham	25	Wrecsam
Powys	26	Powys
Ceredigion	27	Ceredigion
Pembrokeshire	28	Sir Benfro
Carmarthenshire	29	Sir Gaerfyrddin
Swansea	30	Abertawe
Neath Port Talbot	31	Castell-nedd Port Talbot
Bridgend	32	Pen-y-bont ar Ogwr
The Vale of Glamorgan	33	Bro Morgannwg
Rhondda, Cynon, Taff	34	Rhondda, Cynon, Taf
Merthyr Tydfil	35	Merthyr Tudful
Caerphilly	36	Caerffili
Blaenau Gwent	37	Blaenau Gwent
Torfaen	38	Tor-faen
Monmouthshire	39	Sir Fynwy
Newport	40	Casnewydd
Cardiff	41	Caerdydd
Section 3: Performance Bands		Adran 3: Bandiau Perfformiad
Teacher Assessment/Tests	46	Asesiad Athrawon/Profion
English	47	Saesneg
Welsh	48	Cymraeg
Mathematics	49	Mathemateg
Science	50	Gwyddoniaeth
Core Subject Indicator	51	Dangosydd Pynciau Craidd
Section 4: Annual Summaries		Adran 4: Crynodebau Blynyddol
2000 Results for Wales	54-57	Canlyniadau Cymru ar gyfer 2000
Suggested reporting formats	58-59	Fformatau a awgrymir ar gyfer adrodd y canlyniadau
Annual Results	60-68	Canlyniadau blynyddol

Introduction

1. This booklet presents for Wales and each local education authority area the 2001 results of 7-year-olds taught to National Curriculum standards. The aggregate data were derived from the results of the statutory assessments of English, Welsh (first language), mathematics and science administered by schools during the 2001 Summer Term. They comprise results of both the Teacher Assessment and the National Curriculum Tasks and Tests as derived from returns submitted by Directors of Education, or, in the case of grant-maintained schools and independents, by either individual schools or approved processing agencies.
2. In total the results represent around 99 per cent of eligible pupils at the end of Key Stage 1, the vast majority of whom were aged 7, although some may have been older or younger. Pupils with Special Educational Needs following the National Curriculum and able to benefit from assessment were included. Independent schools were encouraged to participate on a voluntary basis - where they chose to do so, their results were included in the all-Wales figures. Of maintained schools with eligible pupils, 100 per cent participated.
3. Some headteachers used their discretionary powers to exempt particular pupils from the assessment arrangements. These exceptions were relatively small in number and comprised, in the main, those pupils with particular learning difficulties.

Basis of Assessment

4. **Teacher Assessment:** Teachers were required to use their professional judgement to determine a level of attainment on the basis of overall classroom performance throughout the key stage, taking into account a pupil's individual strengths and weaknesses. Teacher Assessment levels were determined for each of English or Welsh (first language), mathematics and science, and their component Attainment Targets.
5. **NC Tasks and Tests:** A range of National Curriculum Tasks and Tests were provided for use with all pupils eligible for assessment. The Tasks and Tests, which targeted levels 1 to 3, covered: Reading, Writing and Spelling in English; Oracy, Reading, and Writing in Welsh; and Mathematics. The NC Tasks and Tests, administered and marked by teachers, were audited and verified to ensure that national standards were met. The auditors for LEA-maintained schools were appointed by the maintaining authority. Other participating schools also employed an LEA to verify their test results.
6. The general expectation is that the majority of 7-year-olds will attain level 2 in each in each individual subject.

Access to Information

7. Schools are required to report the results of both the Teacher Assessments and the NC Tasks/Tests to parents. For comparative purposes, it is also a requirement that reports include aggregate results for the school, together with the national (all-Wales) results. The tables on pages 58 to 59 provide a suggested format which schools may adapt as part of their reporting procedures in 2002. Schools are not required to include the Core Subject Indicator in individual pupil reports.
8. A similar range of information is required to be included in each school's prospectus and governors' annual report. The suggested formats on pages 58 to 59, with the inclusion of the Core Subject Indicator information, may be adapted to meet these requirements

Note: *The suggested formats are based on the schools results for 2001 and the national results for 2001.*

Cyflwyniad

1. Mae'r llyfryn hwn yn cyflwyno canlyniadau 2001 disgyblion 7 oed a addysgwyd yn ôl safonau'r Cwricwlwm Cenedlaethol ar sail Cymru gyfan ac ar sail pob ardal awdurdod addysg lleol. Mae'r data agrededig wedi'i godi o ganlyniadau'r asesiadau statudol ar gyfer Cymraeg (iaith gyntaf), Saesneg, mathemateg a gwyddoniaeth a weinyddwyd gan yr ysgolion yn ystod Tymor yr Haf 2000. Maent yn cynnwys canlyniadau Asesiadau'r Athrawon a Phrofion a Thasgau'r Cwricwlwm Cenedlaethol a gododd o'r ymatebion a gafwyd oddi wrth Gyfarwyddwyr Addysg, neu, yn achos ysgolion a gynhelir â grant ac ysgolion annibynnol, oddi wrth naill ai ysgolion unigol neu asiantaethau prosesu a gymeradwyir.

2. I gyd, mae'r canlyniadau'n cynrychioli rhyw 99 y cant o'r disgyblion cymwys ar ddiwedd Cyfnod Allweddol 1, gyda'r mwyafrif helaeth ohonynt yn 7 oed, er ei bod yn bosibl fod rhai ohonynt yn hyn neu'n iau. Cynhwyswyd disgyblion ag Anghenion Addysgol Arbennig a oedd yn dilyn y Cwricwlwm Cenedlaethol ac a allai fanteisio ar yr asesiad. Anogwyd ysgolion annibynnol i gymryd rhan ar sail wirfoddol - lle bu iddynt ddewis gwneud hynny, cynhwyswyd eu canlyniadau yn ffigurau Cymru gyfan. O'r ysgolion a gynhelir a oedd â disgyblion cymwys, cymerodd 100 y cant ohonynt ran..

3. Defnyddiodd rhai penaethiaid eu pwerau disgrisiynol i hepgor disgyblion penodol o'r trefniadau asesu. Cymharol fach oedd yr eithriadau hyn, sef yn bennaf y disgyblion hynny ag anawsterau dysgu penodol.

Sail yr Asesiad

4. **Asesiadau Athrawon:** Yr oedd yn ofynnol i athrawon ddefnyddio'u barn broffesiynol i benderfynu lefel gyrhaeddiad ar sail y perfformiad cyffredinol yn y dosbarth trwy gydol y cyfnod allweddol, gan gymryd i ystyriaeth gryfderau a gwendidau unigol y disgybl. Pennwyd lefelau Asesiadau Athrawon ar gyfer Cymraeg (iaith gyntaf), neu Saesneg, mathemateg a gwyddoniaeth, a'u Targedau Cyrhaeddiad perthnasol.

5. **Tasgau a Phrofion y CC:** Darparwyd ystod o Dasgau a Phrofion y Cwricwlwm Cenedlaethol i'w defnyddio gyda'r holl ddisgyblion a oedd yn gymwys i'w hasesu. Yr oedd y Tasgau a'r Profion, a oedd yn targedu lefelau 1 i 3, yn cynnwys: Llafaredd, Darllen ac Ysgrifennu yn Gymraeg; Darllen, Ysgrifennu a Sillafu yn Saesneg; a Mathemateg. Cafodd Tasgau a Phrofion y CC, a roddwyd ac a farciwyd gan athrawon, eu harchwilio a'u dilysu i sicrhau bod y safonau cenedlaethol wedi'u bodloni. Penodwyd archwilwyr yr ysgolion a gynhelir gan AALI gan yr awdurdod hwnnw. Defnyddiai'r ysgolion eraill hefyd AALI i ddilysu canlyniadau eu profion.

6. Y disgwyliad cyffredinol yw y bydd y mwyafrif o ddisgyblion 7 oed yn cyrraedd lefel 2 ym mhob pwnc unigol.

Cael Gwybodaeth

7. Mae'n ofynnol i ysgolion adrodd canlyniadau Asesiadau Athrawon a Phrofion/Tasgau'r CC wrth rieni. At ddibenion cymharu, mae hefyd yn ofynnol i'r adroddiadau gynnwys canlyniadau agrededig yr ysgol, ynghyd â'r canlyniadau cenedlaethol (Cymru gyfan). Mae'r tablau sydd ar dudalennau 58 i 59 yn darparu fformat awgrymedig y gall yr ysgolion ei addasu fel rhan o'u gweithdrefnau adrodd yn 2002. Nid yw'n ofynnol i'r ysgolion gynnwys y Dangosydd Pynciau Craidd yn adroddiadau unigol y disgyblion.

8. Mae'n ofynnol cynnwys ystod debyg o wybodaeth yn llawlyfr ac adroddiad blynyddol llywodraethwyr pob ysgol. Gellir addasu'r fformatau a awgrymir ar dudalennau 58 i 59, gan gynnwys y Dangosydd Pynciau Craidd, i fodloni'r gofynion hyn.

Noder: Seilir y fformatau a awgrymir ar adrodd canlyniadau'r ysgol ar gyfer 2001 a'r canlyniadau cenedlaethol ar gyfer 2001.

Content of Booklet

9. This booklet comprises four sections.

Subject Summaries: This section displays in bar charts, the percentage of pupils in Wales and each local education authority attaining at least level 2 in English, Welsh (first language), mathematics, science and the Core Subject Indicator as determined by Teacher Assessment; in Welsh (first language) and mathematics as determined by NC Tasks/Tests. The local authority figures do not include the results for independent schools, but these are included in the all-Wales results.

LEA Summaries: This section presents a full summary of results for each local authority area, excluding independent schools. The summary shows separately, where appropriate, the results for each subject as derived from both Teacher Assessment and the NC Tasks and Tests for boys, girls and all pupils. The local authority areas are listed according to their National Assembly/LEA number.

Performance Bands: This section shows the distribution of performance within the upper and lower quartiles of schools in Wales. Also displayed is the median for each subject and for both Teacher Assessment and the NC Tasks/Tests. The figures are shown for all schools in Wales and separately for schools with more than 5 pupils eligible for assessment. The section also contains charts which show the distribution of schools across each subject, measured by the percentage attaining level 2 or above as determined by both Teacher Assessment and the NC Tasks/Tests.

Annual Summaries: This section displays: a full set of results for Wales; suggested formats for reporting the school and national results to parents and for inclusion in prospectuses and governors' annual reports; the 1996 to 2001 results for Wales.

Cynnwys y Llyfryn

9. Pedair adran sydd i'r llyfryn hwn.

Crynodebau o'r Pynciau: Mae'r adran hon yn dangos, ar ffurf siartiau bar, ganran y disgyblion yng Nghymru ac ym mhob awdurdod addysg lleol a gyrhaeddodd o leiaf lefel 2 mewn Cymraeg (iaith gyntaf), Saesneg, mathemateg a gwyddoniaeth ac yn y Dangosydd Pynciau Craidd fel y nodwyd drwy Aseidiadau Athrawon; mewn Cymraeg (iaith gyntaf) a mathemateg, fel y nodwyd drwy Dasgau/Profion y CC. Nid yw ffigurau'r awdurdodau lleol yn cynnwys canlyniadau ysgolion annibynnol, ond cyhwysir y rheini yng nghanlyniadau Cymru gyfan.

Crynodebau'r Awdurdodau: Mae'r adran hon yn cyflwyno crynodeb cyflawn o ganlyniadau pob ardal awdurdod lleol, ac eithrio ysgolion annibynnol. Mae'r crynodeb yn dangos ar wahân, lle bo'n briodol, y canlyniadau ar gyfer pob pwnc allan o'r Aseidiadau Athrawon a Thasgau a Phrofion y CC ar gyfer bechgyn, merched a'r holl ddisgyblion. Rhestrir ardaloedd yr awdurdod lleol yn ôl eu rhif gan y Cynulliad Cenedlaethol/AALI.

Bandiau Perfformiad: Mae'r adran hon yn dangos dosbarthiad y perfformiad o fewn chwarterlau uchaf ac isaf yr ysgolion yng Nghymru. Maent hefyd yn dangos y canolrif ar gyfer pob pwnc ac ar gyfer yr Aseidiadau Athrawon a Thasgau/Profion y CC ill dau. Nodir y ffigurau ar gyfer yr holl ysgolion yng Nghymru ac ar wahân ar gyfer yr ysgolion sydd â thros 5 o ddisgyblion yn gymwys i gael eu hasesu. Mae'r adran hon hefyd yn cynnwys siartiau sy'n dangos dosbarthiad yr ysgolion ar draws pob pwnc, a fesurir gan y ganran sy'n cyrraedd lefel 2 neu uwch, fel y nodwyd drwy'r Aseidiadau Athrawon a Thasgau/Profion y CC

Crynodebau Blynyddol: Mae'r adran hon yn dangos: cyfres gyflawn o ganlyniadau ar gyfer Cymru; fformatau a awgrymir ar gyfer adrodd canlyniadau'r ysgol a chanlyniadau cenedlaethol wrth rieni ac i'w cynnwys yn llawlyfrau ac adroddiadau blynyddol y llywodraethwyr; canlyniadau Cymru o 1996 i 2001.

Also available from the National Assembly for Wales:

National Curriculum Assessment Results in Wales: 1995 and 1996 - Primary Schools
National Curriculum Assessment Results in Wales: 1995 and 1996 - Secondary Schools
National Curriculum Assessment Results in Wales: Key Stage 2 for 1997 to 2001
National Curriculum Assessment Results in Wales: Key Stage 3 for 1997 to 2001
National Curriculum Assessment Results in Wales (Non-core Subjects): Key Stage 3 for 2001

Benchmark Information for Key Stage 1 – 1997 to 2001
Benchmark Information for Key Stage 2 – 1997 to 2001
Benchmark Information for Key Stages 3 & 4 – 1997 to 2001

Secondary School Performance Information Booklets (for each LEA area) for 1993, 1994 and 1995
Secondary School Performance Information Booklets (grouped LEAs) for 1996 to 2000
Secondary School Performance Information Digests (for each LEA area) 1998 to 2000
GCSE/GNVQ results in Wales: 1997 to 2001
A/AS Level & GNVQ results in Wales 2001

Further copies of this booklet and those listed above may be obtained from:

**Standards and Performance Division 4
National Assembly Training and Education Department
Cathays Park
CARDIFF CF10 3NQ**

**☎ (029) 2082 6010
Fax (029) 2082 6016**

e-mail - education.training@wales.gsi.gov.uk
or visit the National Assembly for Wales website. www.learning.wales.gov.uk

Hefyd ar gael gan Gynulliad Cenedlaethol Cymru:

CaCanlyniadau Asesiadau'r Cwricwlwm Cenedlaethol yng Nghymru: 1995 a 1996 - Ysgolion Cynradd
Canlyniadau Asesiadau'r Cwricwlwm Cenedlaethol yng Nghymru: 1995 a 1996 - Ysgolion Uwchradd
Canlyniadau Asesiadau'r Cwricwlwm Cenedlaethol yng Nghymru: Cyfnod Allweddol 2 ar gyfer 1997 i 2001
Canlyniadau Asesiadau'r Cwricwlwm Cenedlaethol yng Nghymru: Cyfnod Allweddol 3 ar gyfer 1997 i 2001
Canlyniadau Asesiadau'r Cwricwlwm Cenedlaethol yng Nghymru (Pynciau Di-graidd): Cyfnod Allweddol 3 ar gyfer 2001

Gwybodaeth Feincnodi ar gyfer Cyfnod Allweddol 1 – 1997 i 2001
Gwybodaeth Feincnodi ar gyfer Cyfnod Allweddol 2 – 1997 i 2001
Gwybodaeth Feincnodi ar gyfer Cyfnodau Allweddol 3 a 4 1997 i 2001

Llyfrynau Gwybodaeth Perfformiad Ysgolion Uwchradd (ar gyfer pob ardal AALI) ar gyfer 1993, 1994 a 1995
Llyfrynau Gwybodaeth Perfformiad Ysgolion Uwchradd (ar gyfer grwpiau o AALI'au) ar gyfer 1996 i 2000
Crynodebau Gwybodaeth Perfformiad Ysgolion Uwchradd (ar gyfer pob ardal AALI) - 1998 i 2000
Canlyniadau TGAU/CGCC yng Nghymru : 1997 i 2001
Canlyniadau Safon U/UG a GNVQ yng Nghymru: 2001

Gelli'r cael copïau pellach o'r llyfryn hwn a'r rhai a restrwyd uchod, oddi wrth:

Adran Safonau a Perfformiad Ysgolion 4
Adran Addysg a Hyfforddiant Cynulliad Cenedlaethol Cymru
Parc Cathays
CAERDYDD CF10 3NQ

☎ (029) 2082 6010
Ffacs(029) 2082 6016

e-bost: education.training@wales.gsi.gov.uk
neu gweler gwefan Cynulliad Cenedlaethol Cymru www.dysgu.cymru.gov.uk

2001


Subject Summaries
Crynodebau o'r Pynciau

section
adran

1

National Curriculum Assessment Results In Wales: 2001

Canlyniadau Aseidiadau'r Cwricwlwm Cenedlaethol Yng Nghymru: 2001



Local Authority Analysis Dadansoddiad yr Awdurdodau Lleol

English/Saesneg

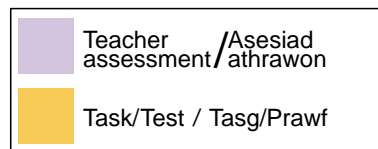
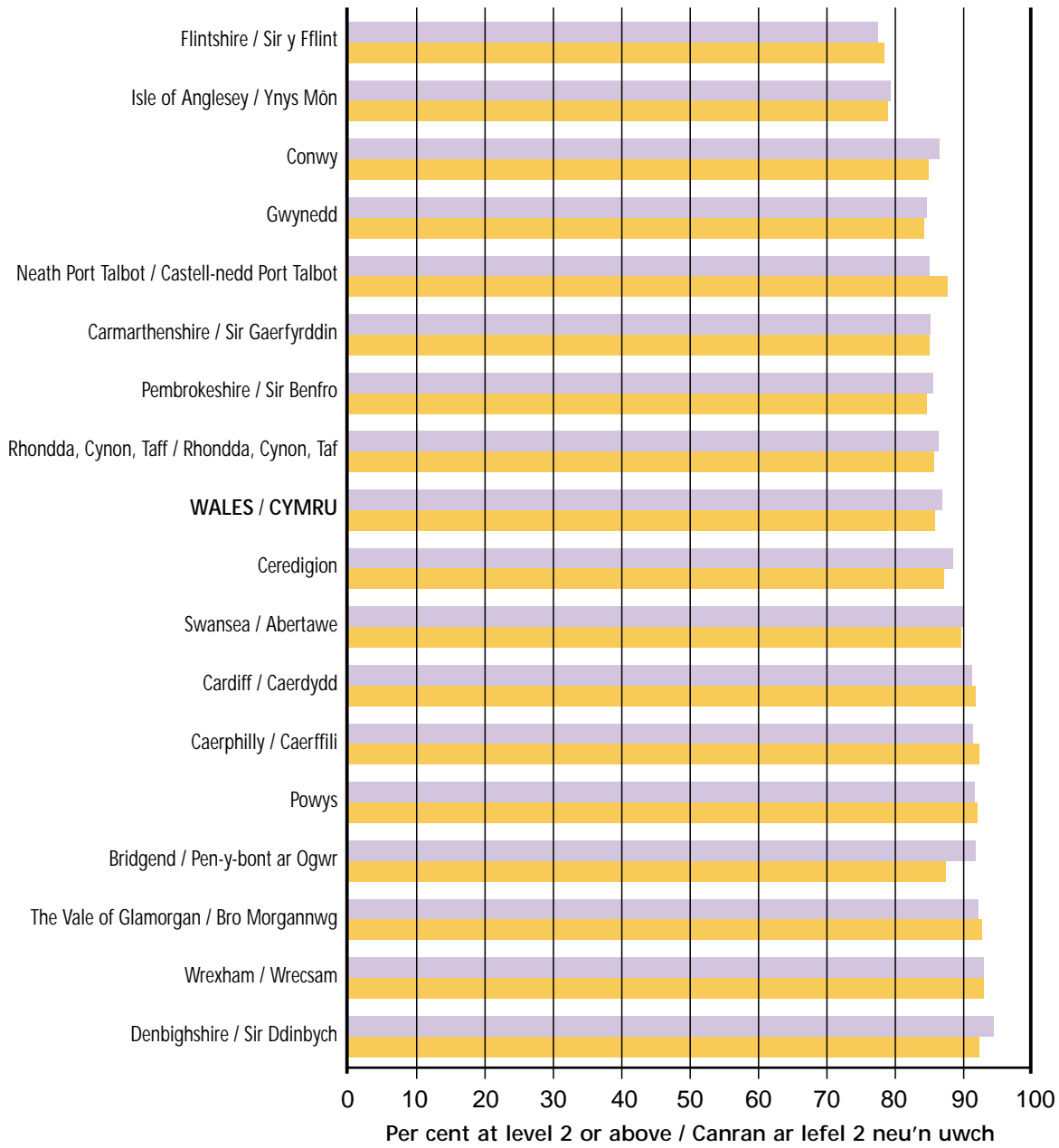


Teacher assessment / Aseiad athrawon

Local Authority Analysis

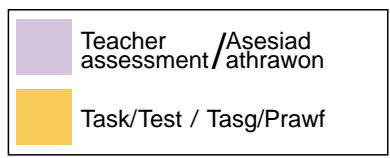
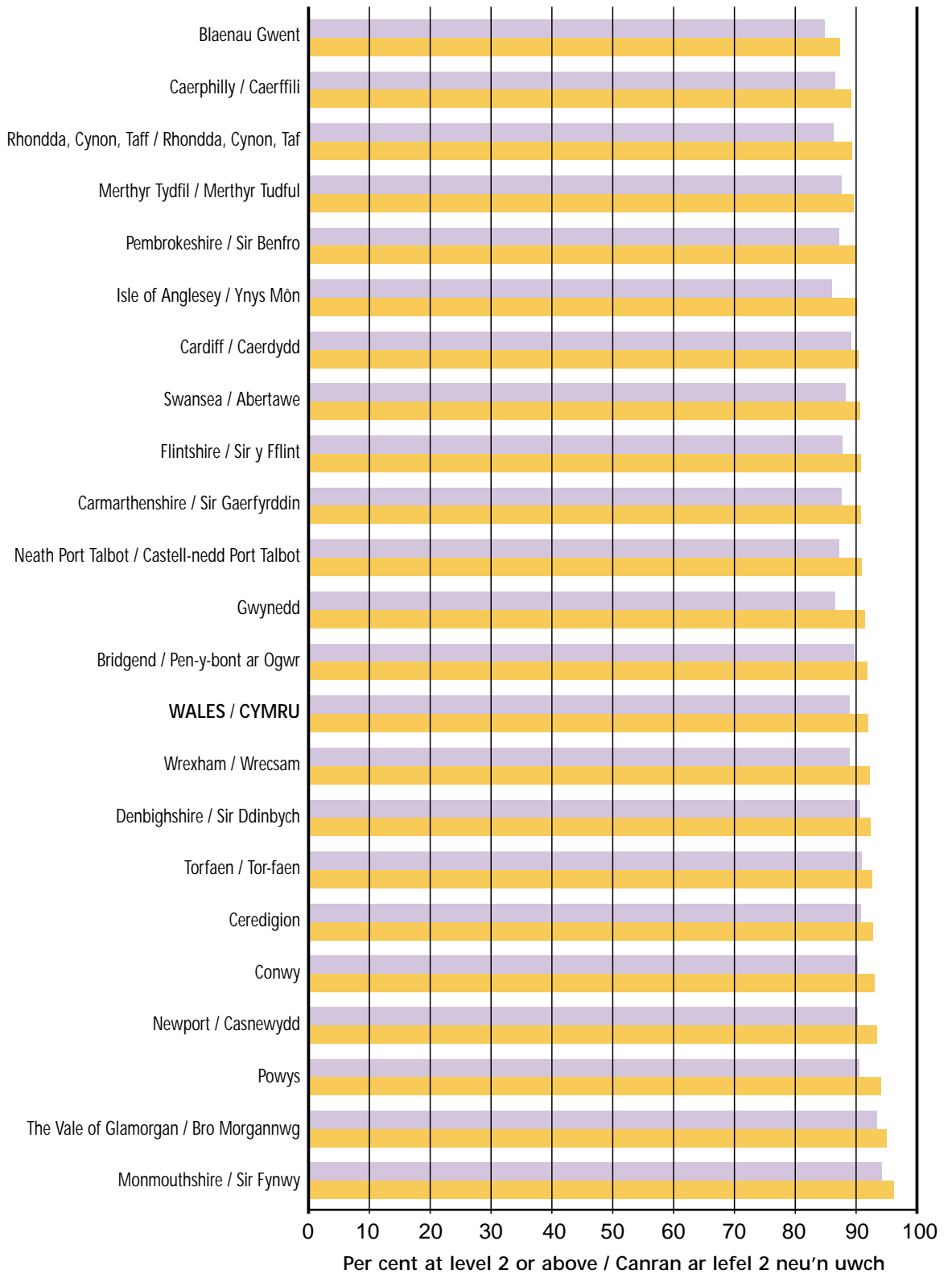
Dadansoddiad yr Awdurdodau Lleol

Welsh/Cymraeg



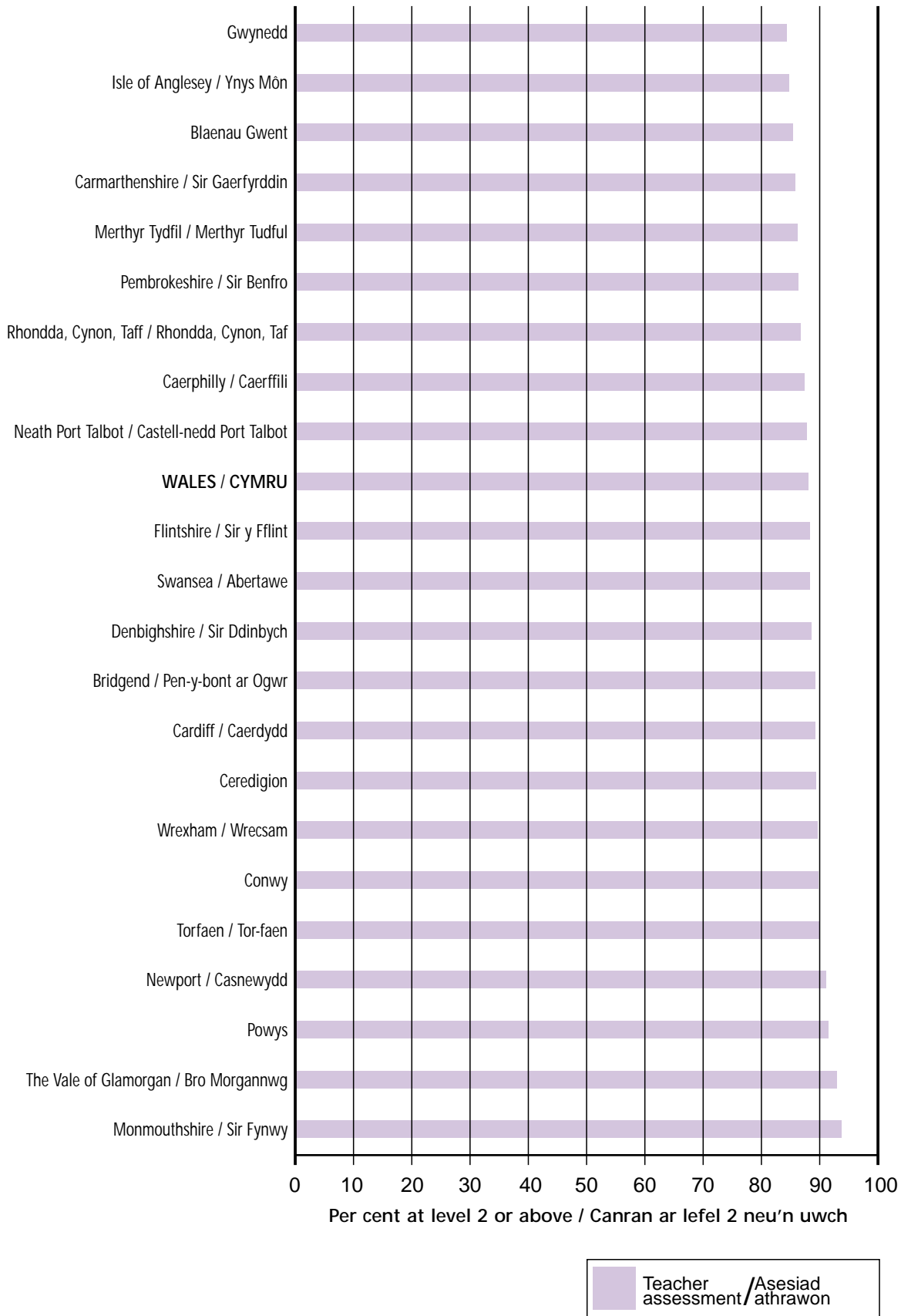
Local Authority Analysis Dadansoddiad yr Awdurdodau Lleol

Mathematics/Mathemateg



Local Authority Analysis
Dadansoddiad yr Awdurdodau Lleol

Science/Gwyddoniaeth



Local Authority Analysis Dadansoddiad yr Awdurdodau Lleol

Core Subject Indicator Dangosydd Pynciau Craidd



Teacher assessment / Aseiad athrawon

Local Authority Analysis

Dadansoddiad yr Awdurdodau Lleol

Core Subject Indicator

Dangosydd Pynciau Craidd



Local Education Authority: Summary Table Awdurdod Addysg Lleol: Tabl Crynodeb

percentage at level 2 or above/canran ar lefel 2 neu'n uwch

Maintained schools in: Ysgolion a gynhelir yn:	English Saesneg		Welsh Cymraeg		Mathematics Mathemateg		Science Gwyddoniaeth		Core Subject Indicator (TA) Dangosydd Pynciau Craidd (AA)		
	TA/AA	T/T T/P	TA/AA	T/T T/P	TA/AA	T/T T/P	TA/AA	T/T T/P	All pupils Pob disgybl	Boys Bechgyn	Girls Merched
Isle of Anglesey / Ynys Môn	76.5	79.5	79.1	79.5	86.1	90.1	84.6	84.6	73.2	66.3	81.0
Gwynedd	68.3	84.8	84.4	84.8	86.5	91.5	84.3	84.3	76.1	70.8	81.2
Conwy	82.6	83.6	85.1	83.6	90.3	93.0	89.7	89.7	80.8	75.8	86.0
Denbighshire / Sir Ddinbych	84.0	94.6	92.5	94.6	90.7	92.4	88.5	88.5	82.1	79.8	84.4
Flintshire / Sir y Fflint	84.3	77.7	78.6	77.7	87.7	90.8	88.2	88.2	80.4	75.7	85.2
Wrexham / Wrecsam	84.3	93.1	93.1	93.1	88.9	92.2	89.5	89.5	82.2	79.7	84.9
Powys	86.7	91.8	92.2	91.8	90.6	94.1	91.4	91.4	84.6	81.2	87.8
Ceredigion	79.7	88.6	87.3	88.6	90.8	92.8	89.3	89.3	82.1	80.4	83.8
Pembrokeshire / Sir Benfro	82.6	85.7	84.8	85.7	87.2	90.0	86.2	86.2	79.5	74.3	84.4
Carmarthenshire / Sir Gaerfyrddin	79.8	85.3	85.2	85.3	87.6	90.8	85.7	85.7	77.5	72.5	82.4
Swansea / Abertawe	81.9	90.2	89.8	90.2	88.3	90.7	88.3	88.3	80.3	75.2	85.7
Neath Port Talbot / Castell-nedd Port Talbot	80.3	85.2	87.8	85.2	87.2	90.9	87.7	87.7	79.0	74.1	84.6
Bridgend / Pen-y-bont ar Ogwr	83.3	92.0	87.6	92.0	89.7	91.8	89.1	89.1	81.0	75.2	87.1
The Vale of Glamorgan / Bro Morgannwg	89.6	92.4	92.9	92.4	93.4	95.0	92.8	92.8	87.4	84.4	90.7
Rhondda, Cynon, Taf / Rhondda, Cynon, Taf	81.0	86.5	85.9	86.5	86.3	89.4	86.6	86.6	78.8	74.1	83.5
Merthyr Tydfil / Merthyr Tudful	79.9	*	*	*	87.6	89.6	86.1	86.1	76.8	73.0	81.0
Caerphilly / Caerffili	80.9	91.6	92.5	91.6	86.6	89.2	87.3	87.3	78.6	73.1	84.0
Blaenau Gwent	79.0	*	*	*	84.9	87.4	85.3	85.3	77.1	73.2	81.2
Torfaen / Tor-faen	83.9	*	*	*	90.9	92.6	89.8	89.8	82.1	76.4	87.6
Monmouthshire / Sir Fynwy	88.5	*	*	*	94.3	96.2	93.6	93.6	87.1	83.3	91.0
Newport / Casnewydd	87.7	*	*	*	90.3	93.4	91.0	91.0	85.3	82.6	88.1
Cardiff / Caerdydd	83.7	91.4	91.9	91.4	89.2	90.4	89.1	89.1	82.2	78.3	86.3
Wales (incl independent schools)											
Cymru (gan gynnwys ysgolion annibynnol)	83	87	86	87	89	92	88	88	81	77	85

TA/AA: Teacher Assessment/Aseiad Athrawon

T/T/T/P: Task/Test - Tasg/Prawf

*: Results not shown where their inclusion may make it possible to identify individual schools.

*: Ni ddangosir y canlyniadau gan y gellir adnabod ysgolion unigol.


2001

LEA Summaries
Crynodebau AALI

section
adran 2

National Curriculum Assessment Results In Wales: 2001

Canlyniadau Asesiadau'r Cwricwlwm Cenedlaethol Yng Nghymru: 2001



Isle of Anglesey / Sir Ynys Môn

Percentage of boys at each level/Canran y bechgyn ar bob lefel

	D	A	W	1	2	3	4	Total Cyfanswm	Base/Sail	2+
English/Saesneg										
TA results Canlyniadau AA	1.6	-	6.3	20.6	56.3	15.1	-	100	130	71.4
Welsh/Cymraeg										
TA results Canlyniadau AA	1.0	-	6.6	19.9	64.5	8.0	-	100	290	72.5
Task/Test Tasg/Prawf	2.1	-	5.6	19.5	62.7	10.1	-	100	290	72.8
Mathematics/Mathemateg										
TA results Canlyniadau AA	0.7	-	3.4	12.6	63.9	19.4	-	100	410	83.3
Task/Test Tasg/Prawf	1.0	0.7	2.9	7.5	60.5	27.4	-	100	410	87.9
Science/Gwyddoniaeth										
TA results Canlyniadau AA	0.7	-	3.1	14.5	72.4	9.2	-	100	410	81.6

Percentage of girls at each level/Canran y merched ar bob lefel

	D	A	W	1	2	3	4	Total Cyfanswm	Base/Sail	2+
English/Saesneg										
TA results Canlyniadau AA	1.0	-	3.0	13.0	64.0	19.0	-	100	100	83.0
Welsh/Cymraeg										
TA results Canlyniadau AA	0.4	-	1.9	11.4	64.4	22.0	-	100	260	86.4
Task/Test Tasg/Prawf	1.5	-	1.9	9.8	63.6	23.1	-	100	260	86.7
Mathematics/Mathemateg										
TA results Canlyniadau AA	0.3	-	1.9	8.5	66.2	23.1	-	100	360	89.3
Task/Test Tasg/Prawf	0.3	0.8	1.6	4.7	58.0	34.6	-	100	360	92.6
Science/Gwyddoniaeth										
TA results Canlyniadau AA	0.3	-	1.9	9.9	74.7	13.2	-	100	360	87.9

Percentage of boys and girls at each level/Canran y bechgyn a'r merched ar bob lefel

	D	A	W	1	2	3	4	Total Cyfanswm	Base/Sail	2+
English/Saesneg										
TA results Canlyniadau AA	1.3	-	4.9	17.3	59.7	16.8	-	100	230	76.5
Welsh/Cymraeg										
TA results Canlyniadau AA	0.7	-	4.4	15.8	64.4	14.7	-	100	550	79.1
Task/Test Tasg/Prawf	1.8	-	3.8	14.9	63.2	16.3	-	100	550	79.5
Mathematics/Mathemateg										
TA results Canlyniadau AA	0.5	-	2.7	10.7	65.0	21.1	-	100	780	86.1
Task/Test Tasg/Prawf	0.6	0.8	2.3	6.2	59.3	30.8	-	100	780	90.1
Science/Gwyddoniaeth										
TA results Canlyniadau AA	0.5	-	2.6	12.4	73.5	11.1	-	100	780	84.6

Gwynedd

Percentage of boys at each level/Canran y bechgyn ar bob lefel

	D	A	W	1	2	3	4	Total Cyfanswm	Base/Sail	2+
English/Saesneg										
TA results Canlyniadau AA	6.7	-	13.3	26.7	46.7	6.7	-	100	20	53.3
Welsh/Cymraeg										
TA results Canlyniadau AA	2.7	-	2.5	15.8	58.6	20.5	-	100	640	79.1
Task/Test Tasg/Prawf	3.0	-	1.7	15.2	59.5	20.6	-	100	640	80.2
Mathematics/Mathemateg										
TA results Canlyniadau AA	1.4	-	2.7	11.5	58.3	26.1	-	100	660	84.4
Task/Test Tasg/Prawf	1.7	-	1.5	7.6	55.9	33.3	-	100	660	89.2
Science/Gwyddoniaeth										
TA results Canlyniadau AA	1.4	-	2.0	15.3	67.0	14.4	-	100	660	81.4

Percentage of girls at each level/Canran y merched ar bob lefel

	D	A	W	1	2	3	4	Total Cyfanswm	Base/Sail	2+
English/Saesneg										
TA results Canlyniadau AA	3.8	-	3.8	15.4	53.8	23.1	-	100	30	76.9.7
Welsh/Cymraeg										
TA results Canlyniadau AA	1.5	-	0.9	7.9	58.8	30.9	-	100	650	89.7
Task/Test Tasg/Prawf	2.0	-	0.9	7.7	57.4	31.9	-	100	650	89.4
Mathematics/Mathemateg										
TA results Canlyniadau AA	0.6	-	1.5	9.3	66.3	22.3	-	100	670	88.6
Task/Test Tasg/Prawf	0.6	0.4	1.2	4.0	61.7	32.0	-	100	670	93.8
Science/Gwyddoniaeth										
TA results Canlyniadau AA	0.6	-	1.2	11.1	75.8	11.3	-	100	670	87.1

Percentage of boys and girls at each level/Canran y bechgyn a'r merched ar bob lefel

	D	A	W	1	2	3	4	Total Cyfanswm	Base/Sail	2+
English/Saesneg										
TA results Canlyniadau AA	4.9	-	7.3	19.5	51.2	17.1	-	100	40	68.3
Welsh/Cymraeg										
TA results Canlyniadau AA	2.1	-	1.7	11.8	58.7	25.7	-	100	1,290	84.4
Task/Test Tasg/Prawf	2.5	-	1.3	11.4	58.5	26.3	-	100	1,290	84.8
Mathematics/Mathemateg										
TA results Canlyniadau AA	1.0	-	2.1	10.4	62.4	24.2	-	100	1,330	86.5
Task/Test Tasg/Prawf	1.1	0.2	1.4	5.8	58.8	32.7	-	100	1,330	91.5
Science/Gwyddoniaeth										
TA results Canlyniadau AA	1.0	-	1.6	13.2	71.5	12.8	-	100	1,330	84.34

Conwy

Percentage of boys at each level/Canran y bechgyn ar bob lefel

	D	A	W	1	2	3	4	Total Cyfanswm	Base/Sail	2+
English/Saesneg										
TA results Canlyniadau AA	0.4	-	4.5	17.3	64.0	13.8	-	100	490	77.8
Welsh/Cymraeg										
TA results Canlyniadau AA	0.8	-	-	18.5	69.4	11.3	-	100	120	80.6
Task/Test Tasg/Prawf	0.8	-	-	21.0	68.5	9.7	-	100	120	78.2
Mathematics/Mathemateg										
TA results Canlyniadau AA	0.5	-	1.8	9.4	63.9	24.4	-	100	620	88.3
Task/Test Tasg/Prawf	0.5	0.2	2.0	5.4	53.5	38.5	-	100	620	92.0
Science/Gwyddoniaeth										
TA results Canlyniadau AA	0.5	-	1.8	9.8	73.3	14.6	-	100	620	88.0

Percentage of girls at each level/Canran y merched ar bob lefel

	D	A	W	1	2	3	4	Total Cyfanswm	Base/Sail	2+
English/Saesneg										
TA results Canlyniadau AA	-	-	3.0	9.4	65.2	22.4	-	100	470	87.6
Welsh/Cymraeg										
TA results Canlyniadau AA	-	-	-	10.9	71.0	18.1	-	100	140	89.1
Task/Test Tasg/Prawf	0.7	-	-	10.9	67.4	21.0	-	100	140	88.4
Mathematics/Mathemateg										
TA results Canlyniadau AA	-	-	2.1	5.4	71.0	21.5	-	100	610	92.4
Task/Test Tasg/Prawf	-	0.3	2.6	3.1	56.8	37.1	-	100	610	93.9
Science/Gwyddoniaeth										
TA results Canlyniadau AA	-	-	2.1	6.4	76.4	15.0	-	100	610	91.4

Percentage of boys and girls at each level/Canran y bechgyn a'r merched ar bob lefel

	D	A	W	1	2	3	4	Total Cyfanswm	Base/Sail	2+
English/Saesneg										
TA results Canlyniadau AA	0.2	-	3.8	13.5	64.5	18.0	-	100	960	82.6
Welsh/Cymraeg										
TA results Canlyniadau AA	0.4	-	-	14.5	70.2	14.9	-	100	260	85.1
Task/Test Tasg/Prawf	0.8	-	-	15.6	67.9	15.6	-	100	260	83.6
Mathematics/Mathemateg										
TA results Canlyniadau AA	0.2	-	2.0	7.5	67.4	22.9	-	100	1,220	90.3
Task/Test Tasg/Prawf	0.2	0.2	2.3	4.3	55.1	37.8	-	100	1,220	93.0
Science/Gwyddoniaeth										
TA results Canlyniadau AA	0.2	-	2.0	8.1	74.9	14.8	-	100	1,220	89.7

Denbighshire / Sir Ddinbych

Percentage of boys at each level/Canran y bechgyn ar bob lefel

	D	A	W	1	2	3	4	Total Cyfanswm	Base/Sail	2+
English/Saesneg										
TA results Canlyniadau AA	-	-	5.3	14.5	66.1	14.0	-	100	450	80.2
Welsh/Cymraeg										
TA results Canlyniadau AA	-	-	-	7.2	68.0	24.8	-	100	130	92.8
Task/Test Tasg/Prawf	0.8	-	-	5.6	67.5	26.2	-	100	130	93.7
Mathematics/Mathemateg										
TA results Canlyniadau AA	-	-	2.6	7.8	61.0	28.6	-	100	570	89.5
Task/Test Tasg/Prawf	-	0.7	2.8	5.7	57.7	33.0	-	100	580	90.8
Science/Gwyddoniaeth										
TA results Canlyniadau AA	-	-	1.9	10.8	72.6	14.6	-	100	570	87.3

Percentage of girls at each level/Canran y merched ar bob lefel

	D	A	W	1	2	3	4	Total Cyfanswm	Base/Sail	2+
English/Saesneg										
TA results Canlyniadau AA	-	-	2.0	10.3	64.8	22.9	-	100	460	87.7
Welsh/Cymraeg										
TA results Canlyniadau AA	-	-	-	7.9	56.1	36.0	-	100	110	92.1
Task/Test Tasg/Prawf	-	-	-	4.4	57.0	38.6	-	100	110	95.6
Mathematics/Mathemateg										
TA results Canlyniadau AA	-	-	1.4	6.7	66.4	25.5	-	100	570	91.9
Task/Test Tasg/Prawf	-	0.4	1.6	4.0	62.7	31.3	-	100	570	94.0
Science/Gwyddoniaeth										
TA results Canlyniadau AA	-	-	1.1	9.1	76.8	13.0	-	100	570	89.8

Percentage of boys and girls at each level/Canran y bechgyn a'r merched ar bob lefel

	D	A	W	1	2	3	4	Total Cyfanswm	Base/Sail	2+
English/Saesneg										
TA results Canlyniadau AA	-	-	3.7	12.4	65.5	18.5	-	100	900	84.0
Welsh/Cymraeg										
TA results Canlyniadau AA	-	-	-	7.5	62.3	30.1	-	100	240	92.5
Task/Test Tasg/Prawf	0.4	-	-	5.0	62.5	32.1	-	100	240	94.6
Mathematics/Mathemateg										
TA results Canlyniadau AA	-	-	2.0	7.3	63.7	27.0	-	100	1,140	90.7
Task/Test Tasg/Prawf	-	0.5	2.2	4.9	60.2	32.2	-	100	1,140	92.4
Science/Gwyddoniaeth										
TA results Canlyniadau AA	-	-	1.5	10.0	74.7	13.8	-	100	1,140	88.5

Flintshire / Sir y Fflint

Percentage of boys at each level/Canran y bechgyn ar bob lefel

	D	A	W	1	2	3	4	Total Cyfanswm	Base/Sail	2+
English/Saesneg										
TA results Canlyniadau AA	0.6	-	3.1	17.1	64.6	14.6	-	100	890	79.2
Welsh/Cymraeg										
TA results Canlyniadau AA	-	-	3.6	18.2	65.5	12.7	-	100	60	78.2
Task/Test Tasg/Prawf	1.8	-	1.8	18.2	65.5	12.7	-	100	60	78.2
Mathematics/Mathemateg										
TA results Canlyniadau AA	0.5	-	2.0	11.2	59.9	26.4	-	100	950	86.3
Task/Test Tasg/Prawf	0.8	0.7	2.3	6.2	55.1	34.8	-	100	950	89.9
Science/Gwyddoniaeth										
TA results Canlyniadau AA	0.5	-	1.6	11.3	67.9	18.7	-	100	950	86.6

Percentage of girls at each level/Canran y merched ar bob lefel

	D	A	W	1	2	3	4	Total Cyfanswm	Base/Sail	2+
English/Saesneg										
TA results Canlyniadau AA	0.2	-	1.8	8.4	63.5	26.1	-	100	870	89.6
Welsh/Cymraeg										
TA results Canlyniadau AA	1.8	-	1.8	17.5	59.6	19.3	-	100	60	78.9
Task/Test Tasg/Prawf	3.5	-	-	19.3	52.6	24.6	-	100	60	77.2
Mathematics/Mathemateg										
TA results Canlyniadau AA	0.3	-	1.5	9.0	60.6	28.5	-	100	930	89.1
Task/Test Tasg/Prawf	0.4	0.8	1.8	5.3	53.9	37.8	-	100	930	91.7
Science/Gwyddoniaeth										
TA results Canlyniadau AA	0.3	-	0.6	9.2	73.1	16.7	-	100	930	89.8

Percentage of boys and girls at each level/Canran y bechgyn a'r merched ar bob lefel

	D	A	W	1	2	3	4	Total Cyfanswm	Base/Sail	2+
English/Saesneg										
TA results Canlyniadau AA	0.4	-	2.5	12.8	64.0	20.3	-	100	1,770	84.3
Welsh/Cymraeg										
TA results Canlyniadau AA	0.9	-	2.7	17.9	62.5	16.1	-	100	110	78.6
Task/Test Tasg/Prawf	2.7	-	0.9	18.8	58.9	18.8	-	100	110	77.7
Mathematics/Mathemateg										
TA results Canlyniadau AA	0.4	-	1.8	10.1	60.3	27.4	-	100	1,880	87.7
Task/Test Tasg/Prawf	0.6	0.7	2.1	5.8	54.5	36.3	-	100	1,880	90.8
Science/Gwyddoniaeth										
TA results Canlyniadau AA	0.4	-	1.1	10.3	70.5	17.7	-	100	1,880	88.2

Wrexham / Wrecsam

Percentage of boys at each level/Canran y bechgyn ar bob lefel

	D	A	W	1	2	3	4	Total Cyfanswm	Base/Sail	2+
English/Saesneg										
TA results Canlyniadau AA	-	-	5.2	14.3	68.4	12.1	-	100	700	80.5
Welsh/Cymraeg										
TA results Canlyniadau AA	-	-	-	9.6	79.5	10.8	-	100	80	90.4
Task/Test Tasg/Prawf	-	-	-	9.6	79.5	10.8	-	100	80	90.4
Mathematics/Mathemateg										
TA results Canlyniadau AA	-	-	2.6	10.3	63.8	23.3	-	100	780	87.2
Task/Test Tasg/Prawf	0.1	-	2.4	6.5	56.5	34.4	-	100	780	90.9
Science/Gwyddoniaeth										
TA results Canlyniadau AA	-	-	1.5	8.8	74.1	15.5	-	100	780	89.6

Percentage of girls at each level/Canran y merched ar bob lefel

	D	A	W	1	2	3	4	Total Cyfanswm	Base/Sail	2+
English/Saesneg										
TA results Canlyniadau AA	-	-	1.7	9.7	66.7	21.8	-	100	640	88.5
Welsh/Cymraeg										
TA results Canlyniadau AA	-	-	1.3	2.6	78.9	17.1	-	100	80	96.1
Task/Test Tasg/Prawf	-	-	1.3	2.6	81.6	14.5	-	100	80	96.1
Mathematics/Mathemateg										
TA results Canlyniadau AA	-	-	2.0	7.3	68.6	22.2	-	100	710	90.7
Task/Test Tasg/Prawf	-	0.3	1.8	4.3	59.0	34.5	-	100	710	93.5
Science/Gwyddoniaeth										
TA results Canlyniadau AA	-	-	1.4	9.3	74.1	15.3	-	100	710	89.3

Percentage of boys and girls at each level/Canran y bechgyn a'r merched ar bob lefel

	D	A	W	1	2	3	4	Total Cyfanswm	Base/Sail	2+
English/Saesneg										
TA results Canlyniadau AA	-	-	3.5	12.1	67.6	16.7	-	100	1,330	84.3
Welsh/Cymraeg										
TA results Canlyniadau AA	-	-	0.6	6.3	79.2	13.8	-	100	160	93.1
Task/Test Tasg/Prawf	-	-	0.6	6.3	80.5	12.6	-	100	160	93.1
Mathematics/Mathemateg										
TA results Canlyniadau AA	-	-	2.3	8.8	66.1	22.8	-	100	1,490	88.9
Task/Test Tasg/Prawf	0.1	0.1	2.1	5.5	57.7	34.4	-	100	1,490	92.2
Science/Gwyddoniaeth										
TA results Canlyniadau AA	-	-	1.5	9.0	74.1	15.4	-	100	1,490	89.5

Powys

Percentage of boys at each level/Canran y bechgyn ar bob lefel

	D	A	W	1	2	3	4	Total Cyfanswm	Base/Sail	2+
English/Saesneg										
TA results Canlyniadau AA	0.2	-	2.2	14.7	68.8	14.1	-	100	640	82.9
Welsh/Cymraeg										
TA results Canlyniadau AA	-	-	0.9	9.4	71.7	17.9	-	100	110	89.6
Task/Test Tasg/Prawf	1.9	-	-	8.5	71.7	17.9	-	100	110	89.6
Mathematics/Mathemateg										
TA results Canlyniadau AA	0.1	-	0.8	10.2	64.4	24.5	-	100	740	88.8
Task/Test Tasg/Prawf	1.6	0.1	0.4	4.7	56.6	36.6	-	100	740	93.1
Science/Gwyddoniaeth										
TA results Canlyniadau AA	0.1	-	1.1	8.6	73.0	17.2	-	100	740	90.2

Percentage of girls at each level/Canran y merched ar bob lefel

	D	A	W	1	2	3	4	Total Cyfanswm	Base/Sail	2+
English/Saesneg										
TA results Canlyniadau AA	0.8	-	1.1	7.9	70.5	19.6	0.2	100	660	90.3
Welsh/Cymraeg										
TA results Canlyniadau AA	-	-	0.9	4.4	70.8	23.9	-	100	110	94.7
Task/Test Tasg/Prawf	-	-	0.9	5.3	69.0	24.8	-	100	110	93.8
Mathematics/Mathemateg										
TA results Canlyniadau AA	0.6	-	0.6	6.4	65.4	27.0	-	100	770	92.3
Task/Test Tasg/Prawf	1.0	0.3	0.5	3.2	56.7	38.3	-	100	770	94.9
Science/Gwyddoniaeth										
TA results Canlyniadau AA	0.6	-	0.4	6.4	77.7	14.9	-	100	770	92.6

Percentage of boys and girls at each level/Canran y bechgyn a'r merched ar bob lefel

	D	A	W	1	2	3	4	Total Cyfanswm	Base/Sail	2+
English/Saesneg										
TA results Canlyniadau AA	0.5	-	1.6	11.3	69.7	16.9	0.1	100	1,300	86.7
Welsh/Cymraeg										
TA results Canlyniadau AA	-	-	0.9	6.8	71.2	21.0	-	100	220	92.2
Task/Test Tasg/Prawf	0.9	-	0.5	6.8	70.3	21.5	-	100	220	91.8
Mathematics/Mathemateg										
TA results Canlyniadau AA	0.4	-	0.7	8.3	64.9	25.7	-	100	1,520	90.6
Task/Test Tasg/Prawf	1.3	0.2	0.5	4.0	56.6	37.4	-	100	1,520	94.1
Science/Gwyddoniaeth										
TA results Canlyniadau AA	0.4	-	0.7	7.5	75.4	16.0	-	100	1,520	91.4

Ceredigion

Percentage of boys at each level/Canran y bechgyn ar bob lefel

	D	A	W	1	2	3	4	Total Cyfanswm	Base/Sail	2+
English/Saesneg										
TA results Canlyniadau AA	-	-	5.7	17.2	69.0	8.0	-	100	90	77.0
Welsh/Cymraeg										
TA results Canlyniadau AA	1.4	-	0.3	13.6	63.6	21.0	-	100	290	84.6
Task/Test Tasg/Prawf	1.4	-	0.3	12.6	62.2	23.4	-	100	290	85.7
Mathematics/Mathemateg										
TA results Canlyniadau AA	0.3	-	1.9	8.3	59.5	30.0	-	100	370	89.5
Task/Test Tasg/Prawf	0.3	1.3	2.9	3.5	52.8	39.1	-	100	370	92.0
Science/Gwyddoniaeth										
TA results Canlyniadau AA	0.3	-	0.8	9.9	72.1	16.9	-	100	370	89.0

Percentage of girls at each level/Canran y merched ar bob lefel

	D	A	W	1	2	3	4	Total Cyfanswm	Base/Sail	2+
English/Saesneg										
TA results Canlyniadau AA	-	-	5.6	12.2	63.3	18.9	-	100	90	82.2
Welsh/Cymraeg										
TA results Canlyniadau AA	0.4	-	0.7	8.7	62.5	27.6	-	100	280	90.2
Task/Test Tasg/Prawf	0.4	-	0.7	7.3	62.5	29.1	-	100	280	91.6
Mathematics/Mathemateg										
TA results Canlyniadau AA	-	-	1.4	6.6	63.3	28.8	-	100	370	92.1
Task/Test Tasg/Prawf	-	0.5	1.1	4.7	51.5	42.2	-	100	370	93.7
Science/Gwyddoniaeth										
TA results Canlyniadau AA	-	-	0.8	9.6	75.1	14.5	-	100	370	89.6

Percentage of boys and girls at each level/Canran y bechgyn a'r merched ar bob lefel

	D	A	W	1	2	3	4	Total Cyfanswm	Base/Sail	2+
English/Saesneg										
TA results Canlyniadau AA	-	-	5.6	14.7	66.1	13.6	-	100	180	79.7
Welsh/Cymraeg										
TA results Canlyniadau AA	0.9	-	0.5	11.2	63.1	24.2	-	100	560	87.3
Task/Test Tasg/Prawf	0.9	-	0.5	10.0	62.4	26.2	-	100	560	88.6
Mathematics/Mathemateg										
TA results Canlyniadau AA	0.1	-	1.6	7.5	61.4	29.4	-	100	740	90.8
Task/Test Tasg/Prawf	0.1	0.9	2.0	4.1	52.2	40.7	-	100	740	92.8
Science/Gwyddoniaeth										
TA results Canlyniadau AA	0.1	-	0.8	9.8	73.6	15.7	-	100	740	89.3

Pembrokeshire / Sir Benfro

Percentage of boys at each level/Canran y bechgyn ar bob lefel

	D	A	W	1	2	3	4	Total Cyfanswm	Base/Sail	2+
English/Saesneg										
TA results Canlyniadau AA	0.3	-	4.8	16.4	61.6	16.9	-	100	580	78.4
Welsh/Cymraeg										
TA results Canlyniadau AA	-	-	2.7	20.0	61.8	15.5	-	100	110	77.3
Task/Test Tasg/Prawf	-	-	2.7	17.3	62.7	17.3	-	100	110	80.0
Mathematics/Mathemateg										
TA results Canlyniadau AA	0.3	-	2.9	12.0	54.8	30.0	-	100	690	84.8
Task/Test Tasg/Prawf	0.3	0.7	2.3	8.6	54.6	33.5	-	100	690	88.1
Science/Gwyddoniaeth										
TA results Canlyniadau AA	0.3	-	2.6	13.5	63.9	19.7	-	100	690	83.6

Percentage of girls at each level/Canran y merched ar bob lefel

	D	A	W	1	2	3	4	Total Cyfanswm	Base/Sail	2+
English/Saesneg										
TA results Canlyniadau AA	0.2	-	2.9	10.2	61.2	25.6	-	100	590	86.8
Welsh/Cymraeg										
TA results Canlyniadau AA	-	-	1.6	7.1	70.9	20.5	-	100	130	91.3
Task/Test Tasg/Prawf	-	-	1.6	7.9	66.9	23.6	-	100	130	90.6
Mathematics/Mathemateg										
TA results Canlyniadau AA	0.1	-	1.8	8.5	62.1	27.5	-	100	720	89.5
Task/Test Tasg/Prawf	0.1	0.4	2.2	5.3	56.2	35.7	-	100	720	91.9
Science/Gwyddoniaeth										
TA results Canlyniadau AA	0.1	-	2.1	9.1	68.3	20.4	-	100	720	88.7

Percentage of boys and girls at each level/Canran y bechgyn a'r merched ar bob lefel

	D	A	W	1	2	3	4	Total Cyfanswm	Base/Sail	2+
English/Saesneg										
TA results Canlyniadau AA	0.3	-	3.8	13.2	61.4	21.3	-	100	1,170	82.6
Welsh/Cymraeg										
TA results Canlyniadau AA	-	-	2.1	13.1	66.7	18.1	-	100	240	84.8
Task/Test Tasg/Prawf	-	-	2.1	12.2	65.0	20.7	-	100	240	85.7
Mathematics/Mathemateg										
TA results Canlyniadau AA	0.2	-	2.3	10.2	58.5	28.7	-	100	1,410	87.2
Task/Test Tasg/Prawf	0.2	0.6	2.3	6.9	55.4	34.6	-	100	1,410	90.0
Science/Gwyddoniaeth										
TA results Canlyniadau AA	0.2	-	2.3	11.2	66.2	20.0	-	100	1,410	86.2

Carmarthenshire / Sir Gaerfyrddin

Percentage of boys at each level/Canran y bechgyn ar bob lefel

	D	A	W	1	2	3	4	Total Cyfanswm	Base/Sail	2+
English/Saesneg										
TA results Canlyniadau AA	-	-	4.5	21.5	62.2	11.8	-	100	470	74.0
Welsh/Cymraeg										
TA results Canlyniadau AA	0.4	-	2.7	16.4	61.9	18.6	-	100	480	80.5
Task/Test Tasg/Prawf	0.6	-	2.1	16.6	60.9	19.9	-	100	480	80.7
Mathematics/Mathemateg										
TA results Canlyniadau AA	0.1	-	2.1	12.8	57.6	27.4	-	100	950	85.0
Task/Test Tasg/Prawf	0.1	0.6	2.4	8.1	54.2	34.6	-	100	950	88.7
Science/Gwyddoniaeth										
TA results Canlyniadau AA	0.1	-	2.0	13.9	67.3	16.6	-	100	950	84.0

Percentage of girls at each level/Canran y merched ar bob lefel

	D	A	W	1	2	3	4	Total Cyfanswm	Base/Sail	2+
English/Saesneg										
TA results Canlyniadau AA	-	-	4.2	10.1	69.4	16.4	-	100	460	85.8
Welsh/Cymraeg										
TA results Canlyniadau AA	0.2	-	1.8	8.2	61.8	28.0	-	100	500	89.7
Task/Test Tasg/Prawf	0.6	-	1.6	8.0	61.2	28.6	-	100	500	89.7
Mathematics/Mathemateg										
TA results Canlyniadau AA	-	-	1.9	8.1	68.0	22.1	-	100	960	90.1
Task/Test Tasg/Prawf	-	0.3	2.2	4.6	61.6	31.3	-	100	960	92.9
Science/Gwyddoniaeth										
TA results Canlyniadau AA	-	-	1.7	11.0	72.3	15.1	-	100	960	87.3

Percentage of boys and girls at each level/Canran y bechgyn a'r merched ar bob lefel

	D	A	W	1	2	3	4	Total Cyfanswm	Base/Sail	2+
English/Saesneg										
TA results Canlyniadau AA	-	-	4.3	15.8	65.7	14.1	-	100	920	79.8
Welsh/Cymraeg										
TA results Canlyniadau AA	0.3	-	2.2	12.2	61.8	23.4	-	100	980	85.2
Task/Test Tasg/Prawf	0.6	-	1.8	12.2	61.0	24.3	-	100	980	85.3
Mathematics/Mathemateg										
TA results Canlyniadau AA	0.1	-	2.0	10.4	62.8	24.7	-	100	1,900	87.6
Task/Test Tasg/Prawf	0.1	0.5	2.3	6.4	57.9	32.9	-	100	1,900	90.8
Science/Gwyddoniaeth										
TA results Canlyniadau AA	0.1	-	1.8	12.4	69.8	15.9	-	100	1,900	85.7

Swansea / Abertawe

Percentage of boys at each level/Canran y bechgyn ar bob lefel

	D	A	W	1	2	3	4	Total Cyfanswm	Base/Sail	2+
English/Saesneg										
TA results Canlyniadau AA	1.6	-	2.9	18.9	58.5	18.0	-	100	1,230	76.5
Welsh/Cymraeg										
TA results Canlyniadau AA	0.8	-	-	14.3	70.6	14.3	-	100	130	84.9
Task/Test Tasg/Prawf	0.8	-	-	13.5	69.0	16.7	-	100	130	85.7
Mathematics/Mathemateg										
TA results Canlyniadau AA	1.5	-	1.0	11.2	56.8	29.4	-	100	1,350	86.2
Task/Test Tasg/Prawf	1.6	0.7	1.8	6.7	54.0	35.2	-	100	1,350	89.2
Science/Gwyddoniaeth										
TA results Canlyniadau AA	1.5	-	0.7	11.5	67.5	18.9	-	100	1,350	86.4

Percentage of girls at each level/Canran y merched ar bob lefel

	D	A	W	1	2	3	4	Total Cyfanswm	Base/Sail	2+
English/Saesneg										
TA results Canlyniadau AA	1.3	-	1.9	9.1	62.6	25.1	-	100	1,160	87.7
Welsh/Cymraeg										
TA results Canlyniadau AA	-	-	1.0	3.0	53.5	42.4	-	100	100	96.0
Task/Test Tasg/Prawf	1.0	-	1.0	2.0	52.5	43.4	-	100	100	96.0
Mathematics/Mathemateg										
TA results Canlyniadau AA	1.2	-	1.2	7.1	61.7	28.8	-	100	1,260	90.5
Task/Test Tasg/Prawf	1.3	0.3	1.3	4.9	55.9	36.3	-	100	1,260	92.2
Science/Gwyddoniaeth										
TA results Canlyniadau AA	1.2	-	0.9	7.5	71.5	18.9	-	100	1,260	90.4

Percentage of boys and girls at each level/Canran y bechgyn a'r merched ar bob lefel

	D	A	W	1	2	3	4	Total Cyfanswm	Base/Sail	2+
English/Saesneg										
TA results Canlyniadau AA	1.5	-	2.4	14.2	60.5	21.4	-	100	2,390	81.9
Welsh/Cymraeg										
TA results Canlyniadau AA	0.4	-	0.4	9.3	63.1	26.7	-	100	230	89.8
Task/Test Tasg/Prawf	0.9	-	0.4	8.4	61.8	28.4	-	100	230	90.2
Mathematics/Mathemateg										
TA results Canlyniadau AA	1.3	-	1.1	9.3	59.2	29.1	-	100	2,610	88.3
Task/Test Tasg/Prawf	1.5	0.5	1.6	5.8	54.9	35.8	-	100	2,610	90.7
Science/Gwyddoniaeth										
TA results Canlyniadau AA	1.3	-	0.8	9.6	69.4	18.9	-	100	2,610	88.3

Neath Port Talbot / Castell-nedd Port Talbot

Percentage of boys at each level/Canran y bechgyn ar bob lefel

	D	A	W	1	2	3	4	Total Cyfanswm	Base/Sail	2+
English/Saesneg										
TA results Canlyniadau AA	0.1	-	7.6	17.5	61.0	13.7	-	100	680	74.7
Welsh/Cymraeg										
TA results Canlyniadau AA	-	-	0.7	14.2	59.0	26.1	-	100	130	85.1
Task/Test Tasg/Prawf	-	-	0.7	18.7	55.2	25.4	-	100	130	80.6
Mathematics/Mathemateg										
TA results Canlyniadau AA	0.1	-	3.4	12.0	55.1	29.3	-	100	820	84.5
Task/Test Tasg/Prawf	0.5	0.6	2.2	7.8	51.8	37.0	-	100	820	88.9
Science/Gwyddoniaeth										
TA results Canlyniadau AA	0.1	-	2.7	11.9	66.6	18.7	-	100	820	85.3

Percentage of girls at each level/Canran y merched ar bob lefel

	D	A	W	1	2	3	4	Total Cyfanswm	Base/Sail	2+
English/Saesneg										
TA results Canlyniadau AA	0.2	-	2.2	11.0	64.6	22.1	-	100	600	86.7
Welsh/Cymraeg										
TA results Canlyniadau AA	-	-	-	9.5	55.5	35.0	-	100	140	90.5
Task/Test Tasg/Prawf	-	-	-	10.2	54.0	35.8	-	100	140	89.8
Mathematics/Mathemateg										
TA results Canlyniadau AA	0.1	-	1.2	8.4	64.2	26.0	-	100	740	90.2
Task/Test Tasg/Prawf	0.4	0.4	0.9	5.1	59.2	33.9	-	100	740	93.1
Science/Gwyddoniaeth										
TA results Canlyniadau AA	0.1	-	0.9	8.5	72.8	17.6	-	100	740	90.4

Percentage of boys and girls at each level/Canran y bechgyn a'r merched ar bob lefel

	D	A	W	1	2	3	4	Total Cyfanswm	Base/Sail	2+
English/Saesneg										
TA results Canlyniadau AA	0.2	-	5.1	14.5	62.6	17.7	-	100	1,290	80.3
Welsh/Cymraeg										
TA results Canlyniadau AA	-	-	0.4	11.8	57.2	30.6	-	100	270	87.8
Task/Test Tasg/Prawf	-	-	0.4	14.4	54.6	30.6	-	100	270	85.2
Mathematics/Mathemateg										
TA results Canlyniadau AA	0.1	-	2.4	10.3	59.4	27.8	-	100	1,560	87.2
Task/Test Tasg/Prawf	0.4	0.5	1.6	6.6	55.3	35.5	-	100	1,560	90.9
Science/Gwyddoniaeth										
TA results Canlyniadau AA	0.1	-	1.9	10.3	69.5	18.2	-	100	1,560	87.7

Bridgend / Pen-y-bont ar Ogwr

Percentage of boys at each level/Canran y bechgyn ar bob lefel

	D	A	W	1	2	3	4	Total Cyfanswm	Base/Sail	2+
English/Saesneg										
TA results Canlyniadau AA	0.6	-	5.6	16.0	57.2	20.6	-	100	790	77.8
Welsh/Cymraeg										
TA results Canlyniadau AA	-	-	3.0	21.2	66.7	9.1	-	100	70	75.8
Task/Test Tasg/Prawf	-	-	1.5	13.6	65.2	19.7	-	100	70	84.8
Mathematics/Mathemateg										
TA results Canlyniadau AA	0.6	-	2.3	10.7	53.0	33.4	-	100	850	86.4
Task/Test Tasg/Prawf	0.6	0.5	2.8	7.1	51.6	37.4	-	100	850	89.0
Science/Gwyddoniaeth										
TA results Canlyniadau AA	0.6	-	2.7	10.0	55.6	31.1	-	100	850	86.8

Percentage of girls at each level/Canran y merched ar bob lefel

	D	A	W	1	2	3	4	Total Cyfanswm	Base/Sail	2+
English/Saesneg										
TA results Canlyniadau AA	0.1	-	1.7	9.1	60.5	28.6	-	100	750	89.1
Welsh/Cymraeg										
TA results Canlyniadau AA	-	-	-	1.4	60.6	38.0	-	100	70	98.6
Task/Test Tasg/Prawf	-	-	-	1.4	57.7	40.8	-	100	70	98.6
Mathematics/Mathemateg										
TA results Canlyniadau AA	0.1	-	1.0	5.8	60.3	32.7	-	100	820	93.1
Task/Test Tasg/Prawf	0.1	0.6	1.1	3.5	57.8	36.9	-	100	820	94.6
Science/Gwyddoniaeth										
TA results Canlyniadau AA	0.1	-	0.9	7.5	63.4	28.1	-	100	820	91.5

Percentage of boys and girls at each level/Canran y bechgyn a'r merched ar bob lefel

	D	A	W	1	2	3	4	Total Cyfanswm	Base/Sail	2+
English/Saesneg										
TA results Canlyniadau AA	0.4	-	3.7	12.6	58.8	24.5	-	100	1,540	83.3
Welsh/Cymraeg										
TA results Canlyniadau AA	-	-	1.5	10.9	63.5	24.1	-	100	140	87.6
Task/Test Tasg/Prawf	-	-	0.7	7.3	61.3	30.7	-	100	140	92.0
Mathematics/Mathemateg										
TA results Canlyniadau AA	0.4	-	1.7	8.3	56.6	33.1	-	100	1,680	89.7
Task/Test Tasg/Prawf	0.4	0.5	2.0	5.4	54.7	37.1	-	100	1,680	91.8
Science/Gwyddoniaeth										
TA results Canlyniadau AA	0.4	-	1.8	8.8	59.4	29.7	-	100	1,680	89.1

Vale of Glamorgan / Bro Morgannwg

Percentage of boys at each level/Canran y bechgyn ar bob lefel

	D	A	W	1	2	3	4	Total Cyfanswm	Base/Sail	2+
English/Saesneg										
TA results Canlyniadau AA	-	-	2.6	10.6	63.1	23.4	0.3	100	740	86.8
Welsh/Cymraeg										
TA results Canlyniadau AA	-	-	-	12.3	50.6	37.0	-	100	80	87.7
Task/Test Tasg/Prawf	-	-	-	13.6	49.4	37.0	-	100	80	86.4
Mathematics/Mathemateg										
TA results Canlyniadau AA	-	-	2.0	6.1	50.6	41.2	0.1	100	820	91.9
Task/Test Tasg/Prawf	-	-	2.1	4.3	47.9	45.7	-	100	820	93.6
Science/Gwyddoniaeth										
TA results Canlyniadau AA	-	-	1.0	7.7	55.0	36.3	-	100	820	91.3

Percentage of girls at each level/Canran y merched ar bob lefel

	D	A	W	1	2	3	4	Total Cyfanswm	Base/Sail	2+
English/Saesneg										
TA results Canlyniadau AA	0.3	-	1.1	6.0	57.5	35.2	-	100	650	92.7
Welsh/Cymraeg										
TA results Canlyniadau AA	-	-	-	2.2	43.8	53.9	-	100	90	97.8
Task/Test Tasg/Prawf	-	-	-	2.2	42.7	55.1	-	100	90	97.8
Mathematics/Mathemateg										
TA results Canlyniadau AA	0.3	-	0.7	4.0	59.9	35.1	-	100	740	95.0
Task/Test Tasg/Prawf	0.3	0.3	0.8	2.2	53.6	42.9	-	100	740	96.5
Science/Gwyddoniaeth										
TA results Canlyniadau AA	0.3	-	0.8	4.6	58.1	36.2	-	100	740	94.3

Percentage of boys and girls at each level/Canran y bechgyn a'r merched ar bob lefel

	D	A	W	1	2	3	4	Total Cyfanswm	Base/Sail	2+
English/Saesneg										
TA results Canlyniadau AA	0.1	-	1.9	8.4	60.5	28.9	0.1	100	1,390	89.6
Welsh/Cymraeg										
TA results Canlyniadau AA	-	-	-	7.1	47.1	45.9	-	100	170	92.9
Task/Test Tasg/Prawf	-	-	-	7.6	45.9	46.5	-	100	170	92.4
Mathematics/Mathemateg										
TA results Canlyniadau AA	0.1	-	1.3	5.1	55.0	38.3	0.1	100	1,560	93.4
Task/Test Tasg/Prawf	0.1	0.1	1.5	3.3	50.6	44.4	-	100	1,560	95.0
Science/Gwyddoniaeth										
TA results Canlyniadau AA	0.1	-	0.9	6.2	56.5	36.2	-	100	1,560	92.8

Rhondda, Cynon, Taff / Rhondda, Cynon, Taf

Percentage of boys at each level/Canran y bechgyn ar bob lefel

	D	A	W	1	2	3	4	Total Cyfanswm	Base/Sail	2+
English/Saesneg										
TA results Canlyniadau AA	0.3	-	5.5	18.9	59.0	16.2	-	100	1,200	75.2
Welsh/Cymraeg										
TA results Canlyniadau AA	-	-	1.2	17.1	64.6	17.1	-	100	260	81.7
Task/Test Tasg/Prawf	1.9	-	1.2	14.4	65.4	17.1	-	100	260	82.5
Mathematics/Mathemateg										
TA results Canlyniadau AA	0.3	-	3.0	12.7	57.2	26.6	-	100	1,450	84.0
Task/Test Tasg/Prawf	0.4	0.6	3.0	9.0	54.4	32.5	-	100	1,450	86.9
Science/Gwyddoniaeth										
TA results Canlyniadau AA	0.3	-	2.3	13.3	61.5	22.7	-	100	1,450	84.2

Percentage of girls at each level/Canran y merched ar bob lefel

	D	A	W	1	2	3	4	Total Cyfanswm	Base/Sail	2+
English/Saesneg										
TA results Canlyniadau AA	-	-	2.7	10.4	60.1	26.7	0.1	100	1,170	86.8
Welsh/Cymraeg										
TA results Canlyniadau AA	-	-	0.4	9.6	64.6	25.4	-	100	260	90.0
Task/Test Tasg/Prawf	0.4	-	0.4	8.8	65.0	25.4	-	100	260	90.4
Mathematics/Mathemateg										
TA results Canlyniadau AA	-	-	1.6	9.8	60.0	28.6	-	100	1,430	88.6
Task/Test Tasg/Prawf	-	0.5	1.7	5.7	58.9	33.2	-	100	1,430	92.0
Science/Gwyddoniaeth										
TA results Canlyniadau AA	-	-	1.3	9.7	66.3	22.7	-	100	1,430	89.0

Percentage of boys and girls at each level/Canran y bechgyn a'r merched ar bob lefel

	D	A	W	1	2	3	4	Total Cyfanswm	Base/Sail	2+
English/Saesneg										
TA results Canlyniadau AA	0.2	-	4.1	14.7	59.5	21.4	-	100	2,360	81.0
Welsh/Cymraeg										
TA results Canlyniadau AA	-	-	0.8	13.3	64.6	21.3	-	100	520	85.9
Task/Test Tasg/Prawf	1.2	-	0.8	11.6	65.2	21.3	-	100	520	86.5
Mathematics/Mathemateg										
TA results Canlyniadau AA	0.1	-	2.3	11.2	58.6	27.6	0.1	100	2,880	86.3
Task/Test Tasg/Prawf	0.2	0.6	2.4	7.4	56.6	32.8	-	100	2,880	89.4
Science/Gwyddoniaeth										
TA results Canlyniadau AA	0.1	-	1.8	11.5	63.9	22.7	-	100	2,880	86.6

Merthyr Tydfil / Merthyr Tudful

Percentage of boys at each level/Canran y bechgyn ar bob lefel

	D	A	W	1	2	3	4	Total Cyfanswm	Base/Sail	2+
English/Saesneg										
TA results Canlyniadau AA	-	-	7.5	17.0	57.9	17.5	-	100	360	75.5
Welsh/Cymraeg										
TA results Canlyniadau AA	*	*	*	*	*	*	*	*	50	*
Task/Test Tasg/Prawf	*	*	*	*	*	*	*	*	50	*
Mathematics/Mathemateg										
TA results Canlyniadau AA	-	-	2.0	10.9	56.2	30.9	-	100	400	87.1
Task/Test Tasg/Prawf	-	0.5	2.7	8.2	55.0	33.7	-	100	400	88.6
Science/Gwyddoniaeth										
TA results Canlyniadau AA	-	-	2.5	12.6	65.1	19.8	-	100	400	84.9

Percentage of girls at each level/Canran y merched ar bob lefel

	D	A	W	1	2	3	4	Total Cyfanswm	Base/Sail	2+
English/Saesneg										
TA results Canlyniadau AA	-	-	4.1	11.2	62.5	22.1	-	100	340	84.7
Welsh/Cymraeg										
TA results Canlyniadau AA	*	*	*	*	*	*	*	*	30	*
Task/Test Tasg/Prawf	*	*	*	*	*	*	*	*	30	*
Mathematics/Mathemateg										
TA results Canlyniadau AA	-	-	2.5	9.3	65.9	22.3	-	100	360	88.2
Task/Test Tasg/Prawf	-	0.8	2.5	6.0	63.2	27.5	-	100	360	90.7
Science/Gwyddoniaeth										
TA results Canlyniadau AA	-	-	1.4	11.3	70.3	17.0	-	100	360	87.4

Percentage of boys and girls at each level/Canran y bechgyn a'r merched ar bob lefel

	D	A	W	1	2	3	4	Total Cyfanswm	Base/Sail	2+
English/Saesneg										
TA results Canlyniadau AA	-	-	5.9	14.2	60.2	19.8	-	100	700	79.9
Welsh/Cymraeg										
TA results Canlyniadau AA	*	*	*	*	*	*	*	*	70	*
Task/Test Tasg/Prawf	*	*	*	*	*	*	*	*	70	*
Mathematics/Mathemateg										
TA results Canlyniadau AA	-	-	2.2	10.2	60.8	26.8	-	100	770	87.6
Task/Test Tasg/Prawf	-	0.7	2.6	7.2	58.9	30.7	-	100	770	89.6
Science/Gwyddoniaeth										
TA results Canlyniadau AA	-	-	2.0	12.0	67.6	18.5	-	100	770	86.1

Caerphilly / Caerffili

Percentage of boys at each level/Canran y bechgyn ar bob lefel

	D	A	W	1	2	3	4	Total Cyfanswm	Base/Sail	2+
English/Saesneg										
TA results Canlyniadau AA	0.3	-	5.5	19.1	58.6	16.5	-	100	1,000	75.1
Welsh/Cymraeg										
TA results Canlyniadau AA	-	-	-	7.7	76.0	16.3	-	100	100	92.3
Task/Test Tasg/Prawf	-	-	-	7.7	75.0	17.3	-	100	100	92.3
Mathematics/Mathemateg										
TA results Canlyniadau AA	0.3	-	3.4	12.1	56.6	27.7	-	100	1,100	84.2
Task/Test Tasg/Prawf	0.3	0.5	3.4	8.6	56.6	30.6	-	100	1,100	87.2
Science/Gwyddoniaeth										
TA results Canlyniadau AA	0.3	-	2.3	12.2	61.6	23.7	-	100	1,100	85.2

Percentage of girls at each level/Canran y merched ar bob lefel

	D	A	W	1	2	3	4	Total Cyfanswm	Base/Sail	2+
English/Saesneg										
TA results Canlyniadau AA	-	-	3.1	10.1	59.7	27.1	-	100	990	86.8
Welsh/Cymraeg										
TA results Canlyniadau AA	-	-	-	7.4	59.3	33.3	-	100	140	92.6
Task/Test Tasg/Prawf	-	-	-	8.9	61.5	29.6	-	100	140	91.1
Mathematics/Mathemateg										
TA results Canlyniadau AA	-	-	2.0	9.0	61.5	27.5	-	100	1,130	89.0
Task/Test Tasg/Prawf	-	0.2	2.1	6.5	58.2	33.0	-	100	1,130	91.2
Science/Gwyddoniaeth										
TA results Canlyniadau AA	-	-	1.4	9.2	65.7	23.7	-	100	1,130	89.4

Percentage of boys and girls at each level/Canran y bechgyn a'r merched ar bob lefel

	D	A	W	1	2	3	4	Total Cyfanswm	Base/Sail	2+
English/Saesneg										
TA results Canlyniadau AA	0.2	-	4.3	14.6	59.1	21.8	-	100	1,990	80.9
Welsh/Cymraeg										
TA results Canlyniadau AA	-	-	-	7.5	66.5	25.9	-	100	240	92.5
Task/Test Tasg/Prawf	-	-	-	8.4	67.4	24.3	-	100	240	91.6
Mathematics/Mathemateg										
TA results Canlyniadau AA	0.1	-	2.7	10.5	59.1	27.6	-	100	2,230	86.6
Task/Test Tasg/Prawf	0.1	0.4	2.7	7.5	57.4	31.8	-	100	2,230	89.2
Science/Gwyddoniaeth										
TA results Canlyniadau AA	0.1	-	1.8	10.7	63.6	23.7	-	100	2,230	87.3

Blaenau Gwent

Percentage of boys at each level/Canran y bechgyn ar bob lefel

	D	A	W	1	2	3	4	Total Cyfanswm	Base/Sail	2+
English/Saesneg										
TA results	1.1	-	5.8	18.4	64.6	10.2	-	100	450	74.8
Canlyniadau AA										
Welsh/Cymraeg										
TA results	*	*	*	*	*	*	*	*	10	*
Canlyniadau AA										
Task/Test	*	*	*	*	*	*	*	*	10	*
Tasg/Prawf										
Mathematics/Mathemateg										
TA results	1.1	-	4.1	10.9	58.2	25.8	-	100	470	83.9
Canlyniadau AA										
Task/Test	1.1	0.4	4.9	7.7	56.4	29.4	-	100	470	85.8
Tasg/Prawf										
Science/Gwyddoniaeth										
TA results	1.1	-	3.0	11.4	67.8	16.7	-	100	470	84.5
Canlyniadau AA										

Percentage of girls at each level/Canran y merched ar bob lefel

	D	A	W	1	2	3	4	Total Cyfanswm	Base/Sail	2+
English/Saesneg										
TA results	-	-	4.0	12.6	70.8	12.6	-	100	430	83.4
Canlyniadau AA										
Welsh/Cymraeg										
TA results	*	*	*	*	*	*	*	*	30	*
Canlyniadau AA										
Task/Test	*	*	*	*	*	*	*	*	30	*
Tasg/Prawf										
Mathematics/Mathemateg										
TA results	-	-	3.5	10.6	62.0	23.8	-	100	450	85.9
Canlyniadau AA										
Task/Test	-	-	3.8	7.3	62.5	26.5	-	100	450	89.0
Tasg/Prawf										
Science/Gwyddoniaeth										
TA results	-	-	2.0	11.9	70.0	16.1	-	100	450	86.1
Canlyniadau AA										

Percentage of boys and girls at each level/Canran y bechgyn a'r merched ar bob lefel

	D	A	W	1	2	3	4	Total Cyfanswm	Base/Sail	2+
English/Saesneg										
TA results	0.6	-	4.9	15.6	67.6	11.4	-	100	880	79.0
Canlyniadau AA										
Welsh/Cymraeg										
TA results	*	*	*	*	*	*	*	*	40	*
Canlyniadau AA										
Task/Test	*	*	*	*	*	*	*	*	40	*
Tasg/Prawf										
Mathematics/Mathemateg										
TA results	0.5	-	3.8	10.8	60.1	24.8	-	100	920	84.9
Canlyniadau AA										
Task/Test	0.5	0.2	4.4	7.5	59.4	28.0	-	100	920	87.4
Tasg/Prawf										
Science/Gwyddoniaeth										
TA results	0.5	-	2.5	11.6	68.9	16.4	-	100	920	85.3
Canlyniadau AA										

Torfaen / Tor-faen

Percentage of boys at each level/Canran y bechgyn ar bob lefel

	D	A	W	1	2	3	4	Total Cyfanswm	Base/Sail	2+
English/Saesneg										
TA results Canlyniadau AA	-	-	4.6	17.2	63.1	15.1	-	100	570	78.2
Welsh/Cymraeg										
TA results Canlyniadau AA	*	*	*	*	*	*	*	*	20	*
Task/Test Tasg/Prawf	*	*	*	*	*	*	*	*	20	*
Mathematics/Mathemateg										
TA results Canlyniadau AA	-	-	2.2	8.9	61.4	27.5	-	100	590	88.9
Task/Test Tasg/Prawf	-	0.5	2.7	5.7	58.2	32.9	-	100	590	91.1
Science/Gwyddoniaeth										
TA results Canlyniadau AA	-	-	1.7	10.3	69.3	18.7	-	100	590	88.0

Percentage of girls at each level/Canran y merched ar bob lefel

	D	A	W	1	2	3	4	Total Cyfanswm	Base/Sail	2+
English/Saesneg										
TA results Canlyniadau AA	0.2	-	2.2	8.1	60.2	29.2	-	100	580	89.4
Welsh/Cymraeg										
TA results Canlyniadau AA	*	*	*	*	*	*	*	*	40	*
Task/Test Tasg/Prawf	*	*	*	*	*	*	*	*	40	*
Mathematics/Mathemateg										
TA results Canlyniadau AA	0.2	-	1.8	5.2	61.9	30.9	-	100	610	92.8
Task/Test Tasg/Prawf	0.2	-	1.6	4.1	56.0	38.1	-	100	610	94.1
Science/Gwyddoniaeth										
TA results Canlyniadau AA	0.2	-	1.8	6.5	69.9	21.7	-	100	610	91.5

Percentage of boys and girls at each level/Canran y bechgyn a'r merched ar bob lefel

	D	A	W	1	2	3	4	Total Cyfanswm	Base/Sail	2+
English/Saesneg										
TA results Canlyniadau AA	0.1	-	3.4	12.6	61.6	22.2	-	100	1,150	83.9
Welsh/Cymraeg										
TA results Canlyniadau AA	*	*	*	*	*	*	*	*	60	*
Task/Test Tasg/Prawf	*	*	*	*	*	*	*	*	60	*
Mathematics/Mathemateg										
TA results Canlyniadau AA	0.1	-	2.0	7.0	61.6	29.2	-	100	1,210	90.9
Task/Test Tasg/Prawf	0.1	0.2	2.2	4.9	57.1	35.5	-	100	1,210	92.6
Science/Gwyddoniaeth										
TA results Canlyniadau AA	0.1	-	1.7	8.4	69.6	20.2	-	100	1,210	89.8

Monmouthshire / Sir Fynwy

Percentage of boys at each level/Canran y bechgyn ar bob lefel

	D	A	W	1	2	3	4	Total Cyfanswm	Base/Sail	2+
English/Saesneg										
TA results	0.4	-	2.4	12.6	60.9	23.8	-	100	510	84.7
Canlyniadau AA										
Welsh/Cymraeg										
TA results	*	*	*	*	*	*	*	*	10	*
Canlyniadau AA										
Task/Test	*	*	*	*	*	*	*	*	10	*
Tasg/Prawf										
Mathematics/Mathemateg										
TA results	0.4	-	0.6	6.0	51.0	41.9	0.2	100	520	93.0
Canlyniadau AA										
Task/Test	0.4	-	0.4	4.1	51.4	43.8	-	100	520	95.2
Tasg/Prawf										
Science/Gwyddoniaeth										
TA results	0.4	-	0.2	7.8	62.2	29.5	-	100	520	91.7
Canlyniadau AA										

Percentage of girls at each level/Canran y merched ar bob lefel

	D	A	W	1	2	3	4	Total Cyfanswm	Base/Sail	2+
English/Saesneg										
TA results	0.2	-	0.8	6.6	56.1	36.3	-	100	500	92.4
Canlyniadau AA										
Welsh/Cymraeg										
TA results	*	*	*	*	*	*	*	*	10	*
Canlyniadau AA										
Task/Test	*	*	*	*	*	*	*	*	10	*
Tasg/Prawf										
Mathematics/Mathemateg										
TA results	0.2	-	0.2	3.9	58.3	37.3	-	100	510	95.7
Canlyniadau AA										
Task/Test	0.4	0.2	-	2.2	57.4	39.9	-	100	510	97.2
Tasg/Prawf										
Science/Gwyddoniaeth										
TA results	0.2	-	-	4.3	69.7	25.7	-	100	510	95.5
Canlyniadau AA										

Percentage of boys and girls at each level/Canran y bechgyn a'r merched ar bob lefel

	D	A	W	1	2	3	4	Total Cyfanswm	Base/Sail	2+
English/Saesneg										
TA results	0.3	-	1.6	9.6	58.5	30.0	-	100	1,010	88.5
Canlyniadau AA										
Welsh/Cymraeg										
TA results	*	*	*	*	*	*	*	*	20	*
Canlyniadau AA										
Task/Test	*	*	*	*	*	*	*	*	20	*
Tasg/Prawf										
Mathematics/Mathemateg										
TA results	0.3	-	0.4	5.0	54.6	39.6	0.1	100	1,030	94.3
Canlyniadau AA										
Task/Test	0.4	0.1	0.2	3.1	54.3	41.9	-	100	1,030	96.2
Tasg/Prawf										
Science/Gwyddoniaeth										
TA results	0.3	-	0.1	6.0	66.0	27.6	-	100	1,030	93.6
Canlyniadau AA										

Newport / Casnewydd

Percentage of boys at each level/Canran y bechgyn ar bob lefel

	D	A	W	1	2	3	4	Total Cyfanswm	Base/Sail	2+
English/Saesneg										
TA results Canlyniadau AA	0.1	-	3.9	11.3	64.7	20.1	-	100	910	84.8
Welsh/Cymraeg										
TA results Canlyniadau AA	*	*	*	*	*	*	*	*	20	*
Task/Test Tasg/Prawf	*	*	*	*	*	*	*	*	20	*
Mathematics/Mathemateg										
TA results Canlyniadau AA	0.1	-	2.4	7.7	55.7	34.0	0.1	100	930	89.8
Task/Test Tasg/Prawf	0.1	0.2	2.4	4.5	50.1	42.7	-	100	930	92.8
Science/Gwyddoniaeth										
TA results Canlyniadau AA	0.1	-	1.8	7.3	64.3	26.3	0.1	100	930	90.7

Percentage of girls at each level/Canran y merched ar bob lefel

	D	A	W	1	2	3	4	Total Cyfanswm	Base/Sail	2+
English/Saesneg										
TA results Canlyniadau AA	0.2	-	2.0	7.0	66.5	24.2	-	100	880	90.7
Welsh/Cymraeg										
TA results Canlyniadau AA	*	*	*	*	*	*	*	*	20	*
Task/Test Tasg/Prawf	*	*	*	*	*	*	*	*	20	*
Mathematics/Mathemateg										
TA results Canlyniadau AA	0.2	-	1.8	7.3	62.2	28.6	-	100	910	90.7
Task/Test Tasg/Prawf	0.2	0.2	1.9	3.6	54.8	39.3	-	100	910	94.0
Science/Gwyddoniaeth										
TA results Canlyniadau AA	0.2	-	1.4	7.1	68.0	23.3	-	100	910	91.3

Percentage of boys and girls at each level/Canran y bechgyn a'r merched ar bob lefel

	D	A	W	1	2	3	4	Total Cyfanswm	Base/Sail	2+
English/Saesneg										
TA results Canlyniadau AA	0.2	-	3.0	9.2	65.6	22.1	-	100	1,790	87.7
Welsh/Cymraeg										
TA results Canlyniadau AA	*	*	*	*	*	*	*	*	40	*
Task/Test Tasg/Prawf	*	*	*	*	*	*	*	*	40	*
Mathematics/Mathemateg										
TA results Canlyniadau AA	0.2	-	2.1	7.5	58.9	31.3	0.1	100	1,830	90.3
Task/Test Tasg/Prawf	0.2	0.2	2.1	4.1	52.4	41.0	-	100	1,830	93.4
Science/Gwyddoniaeth										
TA results Canlyniadau AA	0.2	-	1.6	7.2	66.1	24.8	0	100	1,830	91.0

Cardiff / Caerdydd

Percentage of boys at each level/Canran y bechgyn ar bob lefel

	D	A	W	1	2	3	4	Total Cyfanswm	Base/Sail	2+
English/Saesneg										
TA results Canlyniadau AA	0.6	-	5.3	14.7	60.3	19.1	-	100	1,800	79.4
Welsh/Cymraeg										
TA results Canlyniadau AA	0.5	-	0.5	10.6	55.6	32.8	-	100	190	88.4
Task/Test Tasg/Prawf	1.1	-	0.5	10.6	54.0	33.9	-	100	190	87.8
Mathematics/Mathemateg										
TA results Canlyniadau AA	0.6	-	3.2	8.7	53.5	34.0	-	100	1,990	87.5
Task/Test Tasg/Prawf	0.7	0.5	3.9	5.9	51.7	37.4	-	100	1,990	89.1
Science/Gwyddoniaeth										
TA results Canlyniadau AA	0.6	-	2.7	9.3	60.2	27.2	-	100	1,990	87.4

Percentage of girls at each level/Canran y merched ar bob lefel

	D	A	W	1	2	3	4	Total Cyfanswm	Base/Sail	2+
English/Saesneg										
TA results Canlyniadau AA	0.5	-	2.0	9.2	61.2	27.1	-	100	1,700	88.2
Welsh/Cymraeg										
TA results Canlyniadau AA	-	-	-	4.7	64.2	31.1	-	100	190	95.3
Task/Test Tasg/Prawf	0.5	-	-	4.7	61.1	33.7	-	100	190	94.8
Mathematics/Mathemateg										
TA results Canlyniadau AA	0.5	-	1.4	7.2	61.7	29.2	-	100	1,890	91.0
Task/Test Tasg/Prawf	0.5	0.7	2.1	5.0	57.7	34.0	-	100	1,890	91.7
Science/Gwyddoniaeth										
TA results Canlyniadau AA	0.5	-	1.3	7.3	62.8	28.1	-	100	1,890	90.9

Percentage of boys and girls at each level/Canran y bechgyn a'r merched ar bob lefel

	D	A	W	1	2	3	4	Total Cyfanswm	Base/Sail	2+
English/Saesneg										
TA results Canlyniadau AA	0.6	-	3.7	12.0	60.7	22.9	-	100	3,500	83.7
Welsh/Cymraeg										
TA results Canlyniadau AA	0.3	-	0.3	7.6	59.9	31.9	-	100	380	91.9
Task/Test Tasg/Prawf	0.8	-	0.3	7.6	57.6	33.8	-	100	380	91.4
Mathematics/Mathemateg										
TA results Canlyniadau AA	0.5	-	2.3	8.0	57.5	31.7	-	100	3,880	89.2
Task/Test Tasg/Prawf	0.6	0.6	3.0	5.5	54.6	35.7	-	100	3,880	90.4
Science/Gwyddoniaeth										
TA results Canlyniadau AA	0.5	-	2.0	8.3	61.5	27.6	-	100	3,880	89.1


2001

Performance Bands Bandiau Perfformiad

3 section adran

National Curriculum Assessment Results In Wales: 2001

Canlyniadau Aseidiadau'r Cwricwlwm Cenedlaethol Yng Nghymru: 2001



Introduction to Section 3

The following tables show the median, upper and lower quartiles of the distribution of schools according to the percentage of 7-year-olds in each school achieving level 2 or above. The data are shown, where available, for each subject as determined by Teacher Assessment and NC Test/Task results. The Teacher Assessment tables also include figures for the Core Subject Indicator, i.e. the percentage of pupils attaining at least level 2 in English or Welsh (first language), Mathematics and Science in combination. There are separate tables for the results from all schools which submitted results and for all schools with more than five pupils eligible for assessment.

Median: The median is that percentage of pupils achieving level 2 or above which represents the mid point of the results of schools. In half of schools, the percentage of pupils achieving level 2 or above is above the median, and in half, the percentage is below the median.

Example: *The figures show that in half of all schools in Wales, more than 85 percent of pupils were at level 2 or above in English as determined by Teacher Assessment.*

Upper and Lower Quartiles: Quartiles divide the number of schools into four equally sized groups based on the assessment results i.e. the upper quartile represents the performance of the top 25 per cent of schools. Separate quartiles are calculated for each subject and, where available, for Teacher Assessment and NC Task/Test.

Therefore, the schools where the percentage of pupils achieving at least level 2 is at or above the upper quartile figure, have results in the top 25 per cent of schools. Similarly, schools where the percentage of pupils achieving level 2 or above is at or below the lower quartile figure, have results in the bottom 25 per cent of schools.

Example: *In school x, 85 per cent of pupils attained level 2 or above in mathematics as determined by Teacher Assessment. The median for mathematics teacher assessment is 91 per cent. School x's results are below the median, which means its results are in the lower 50 per cent of schools. However, the results are above the lower quartile figure of 83 per cent, which means its results are not in the lower 25 per cent.*

Performance Bands: The charts which follow the tables show the number of schools in a range of performance bands for each subject and the Core Subject Indicator. The results as determined by Teacher Assessment and NC Task/Test are shown separately. The charts are based on the number of schools with more than five pupils eligible for assessment.

Example: *in 170 schools, between 85 and 90 per cent of pupils attained level 2 or above in English as determined by Teacher Assessment.*

Cyflwyniad i Adran 3

Mae'r tablau canlynol yn dangos canolrif a chwartelau uchaf ac isaf dosbarthiad yr ysgolion yn ôl y canran o ddisgyblion 7 oed ym mhob ysgol sy'n cyrraedd lefel 2 neu'n uwch. Dangosir y data lle bo ar gael, ar gyfer pob pwnc fel y'i nodwyd drwy'r Aseidiadau Athrawon a chanlyniadau Tagau/Profion y CC. Mae tablau'r Aseidiadau Athrawon hefyd yn cynnwys ffigurau ar gyfer y Dangosydd Pynciau Craidd h.y. y canran o ddisgyblion yn cyrraedd o leiaf lefel 2 mewn Cymraeg (iath gyntaf) neu Saesneg, mathemateg a gwyddoniaeth wedi'u cyfuno. Ceir tablau ar wahân ar gyfer y canlyniadau o'r holl ysgolion a gyflwynodd ganlyniadau ac ar gyfer yr holl ysgolion â mwy na phum disgybl yn gymwys i'w hasesu.

Canolrif: Y canolrif yw'r canran honno o ddisgyblion yn cyrraedd lefel 2 neu'n uwch sy'n cynrychioli pwynt canol canlyniadau'r ysgolion. Yn hanner yr ysgolion, mae canran y disgyblion sy'n cyrraedd lefel 2 neu'n uwch yn uwch na'r canolrif, ac yn hanner ohonynt mae'r canran yn is na'r canolrif.

Enghraifft: mae'r ffigurau'n dangos bod mwy na 85 y cant o'r disgyblion wedi cyrraedd lefel 2 neu'n uwch mewn Saesneg yn ôl yr Aseidiadau Athrawon yn hanner yr holl ysgolion yng Nghymru.

Chwartelau Uchaf ac Isaf: Mae'r chwartelau rhannu nifer yr ysgolion i bedwar grwp o'r un faint ar sail canlyniadau'r aseidiadau h.y. mae'r chwartel uchaf yn cynrychioli perfformiad y 25 y cant uchaf o'r ysgolion. Cyfrifir chwartelau ar wahân ar gyfer pob pwnc a, lle maent ar gael, ar gyfer Aseidiadau Athrawon a Thasgau/Profion y CC.

Felly, mae gan yr ysgolion lle mae'r canran o ddisgyblion sy'n cyrraedd o leiaf lefel 2 yn gyfartal â ffigur y chwartel uchaf, neu'n uwch ganlyniadau yn y 25 y cant uchaf o ysgolion. Yn yr un modd, mae gan ysgolion lle mae'r canran o ddisgyblion sy'n cyrraedd lefel 2 neu'n uwch yn gyfartal â ffigur y chwartel isaf neu'n is, ganlyniadau yn y 25 y cant isaf o ysgolion.

Enghraifft: Yn ysgol x, cyrhaeddodd 85 y cant o'r disgyblion lefel 2 neu'n uwch mewn mathemateg fel y'i nodwyd drwy'r Aseidiad Athrawon. Y canolrif ar gyfer Aseidiadau Athrawon mathemateg yw 91 y cant. Mae canlyniadau ysgol x yn is na'r canolrif, sy'n golygu bod ei chanlyniadau yn y 50 y cant isaf o ysgolion. Er hynny, mae'r canlyniadau yn uwch na ffigur y chwartel isaf sef 83 y cant, sy'n golygu nad yw ei chanlyniadau yn y 25 y cant isaf.

Bandiau Perfformiad: Mae'r siartiau sy'n dilyn y tabau'n dangos nifer yr ysgolion mewn amrediad o fandiau perfformiad ar gyfer pob pwnc a'r Dangosydd Pynciau Craidd. Dangosir y canlyniadau fel y'u nodwyd drwy'r Aseidiadau Athrawon a Phrawf/Tasg y CC ar wahân. Seilir y siartiau hyn ar nifer yr ysgolion â mwy na phum disgybl yn gymmwys i'w hasesu.

Enghraifft: mewn 170 o ysgolion, cyrhaeddodd rhwng 85 a 90 y cant o'r disgyblion lefel 2 neu'n uwch mewn Saesneg fel y'i nodwyd drwy'r Aseidiadau Athrawon.

Performance bands – Bandiau perfformiad

Distribution of schools by the percentage of pupils at level 2 or above
 Dosbarthiad ysgolion yn ôl canran y disgyblion ar lefel 2 neu'n uwch

All schools with pupils eligible for assessment

Pob ysgol â disgyblion yn gymwys i'w hasesu

Teacher assessments/Aseidiadau athrawon

	Total number of schools Cyfanswm yr ysgolion	Lower quartile Chwartel isaf	Median Canolrif	Upper quartile Chwartel uchaf
English/Saesneg	1,072	74	85	93
Welsh/Cymraeg	492	79	91	100
Mathematics/Mathemateg	1,486	83	91	100
Science/Gwyddoniaeth	1,486	82	91	100
Core subject indicator ⁽¹⁾ Dangosydd pynciau craidd	1,486	71	83	92

Tasks/Tests / Tasgau/Profion

	Total number of schools Cyfanswm yr ysgolion	Lower quartile Chwartel isaf	Median Canolrif	Upper quartile Chwartel uchaf
Welsh/Cymraeg	492	79	91	100
Mathematics/Mathemateg	1,486	87	94	100

All schools with more than 5 pupils eligible for assessment

Pob ysgol â mwy na 5 disgyblion yn gymwys i'w hasesu

Teacher assessments/Aseidiadau athrawon

	Total number of schools Cyfanswm yr ysgolion	Lower quartile Chwartel isaf	Median Canolrif	Upper quartile Chwartel uchaf
English/Saesneg	985	75	85	92
Welsh/Cymraeg	355	80	89	98
Mathematics/Mathemateg	1,311	83	90	97
Science/Gwyddoniaeth	1,311	82	90	98
Core subject indicator ⁽¹⁾ Dangosydd pynciau craidd	1,311	71	83	90

Tasks/Tests / Tasgau/Profion

	Total number of schools Cyfanswm yr ysgolion	Lower quartile Chwartel isaf	Median Canolrif	Upper quartile Chwartel uchaf
Welsh/Cymraeg	355	79	89	98
Mathematics/Mathemateg	1,311	87	94	100

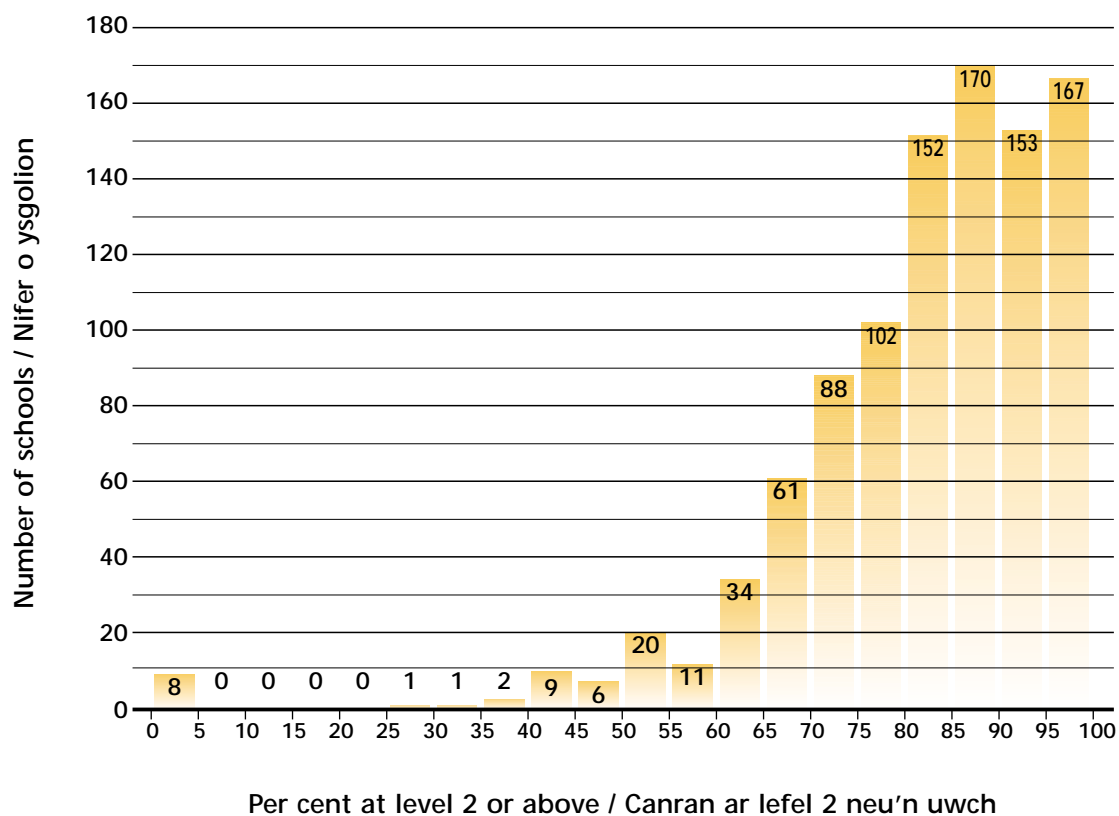
⁽¹⁾ Based on performance in mathematics, science and either English or Welsh (first language) in combination.

⁽¹⁾ Wedi'i seilio ar berfformiad mewn mathemateg, gwyddoniaeth a naill ai Cymraeg (iaith gyntaf) neu Saesneg mewn cyfuniad.

Performance bands - Bandiau perfformiad

English/Saesneg

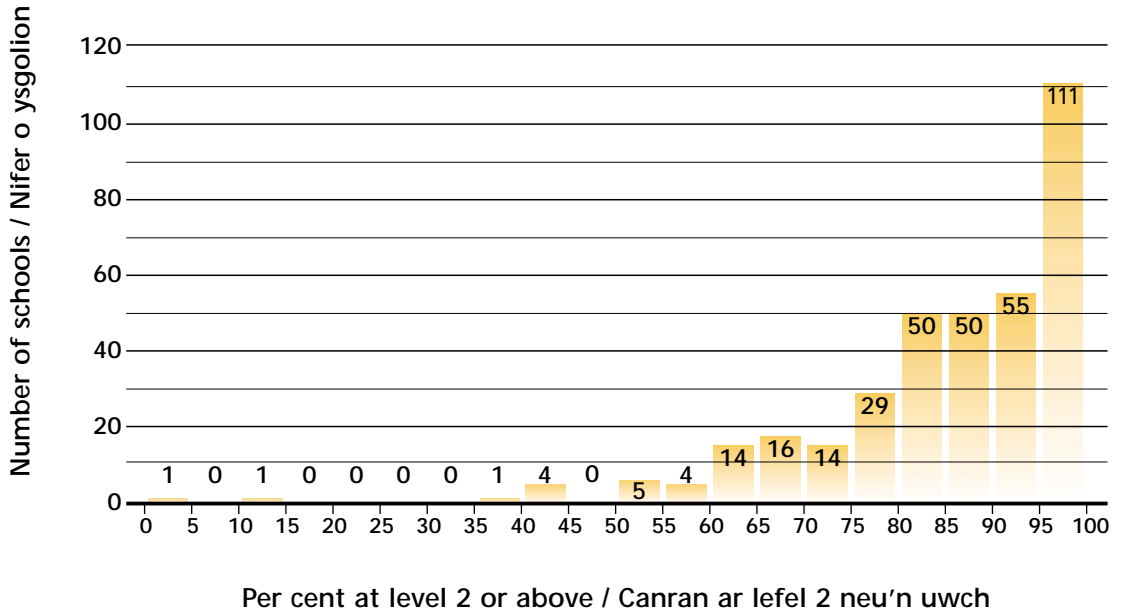
Teacher assessments/Aseidiadau athrawon



Performance bands - Bandiau perfformiad

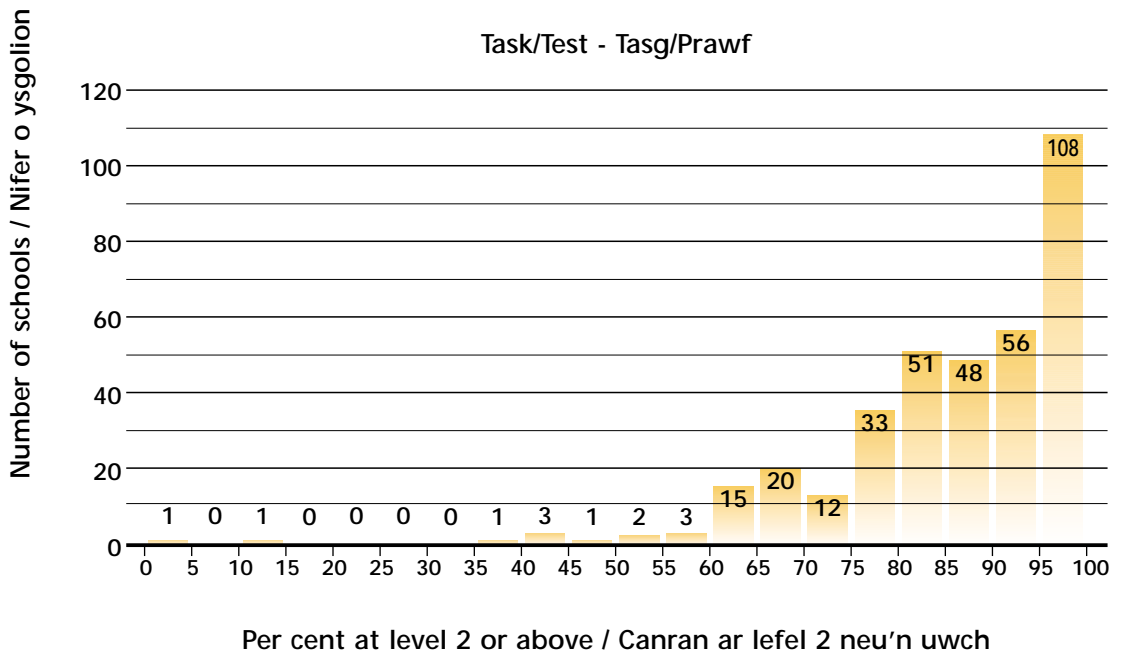
Welsh/Cymraeg

Teacher assessments/Aseidiadau athrawon

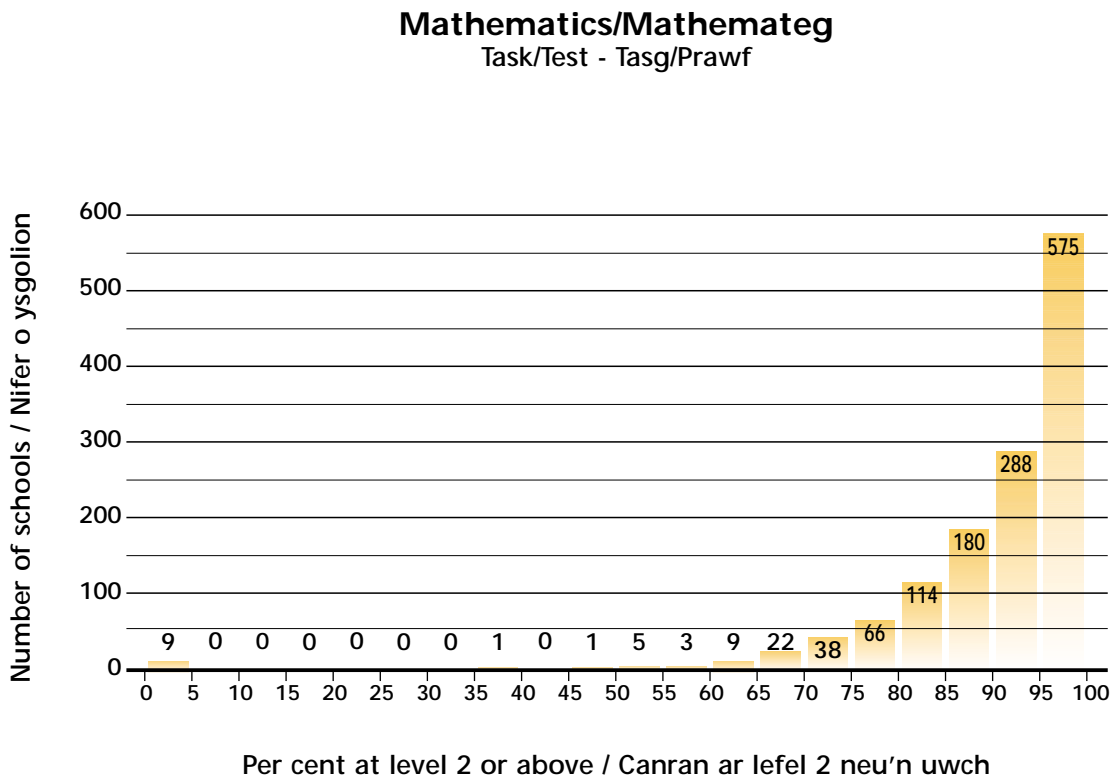
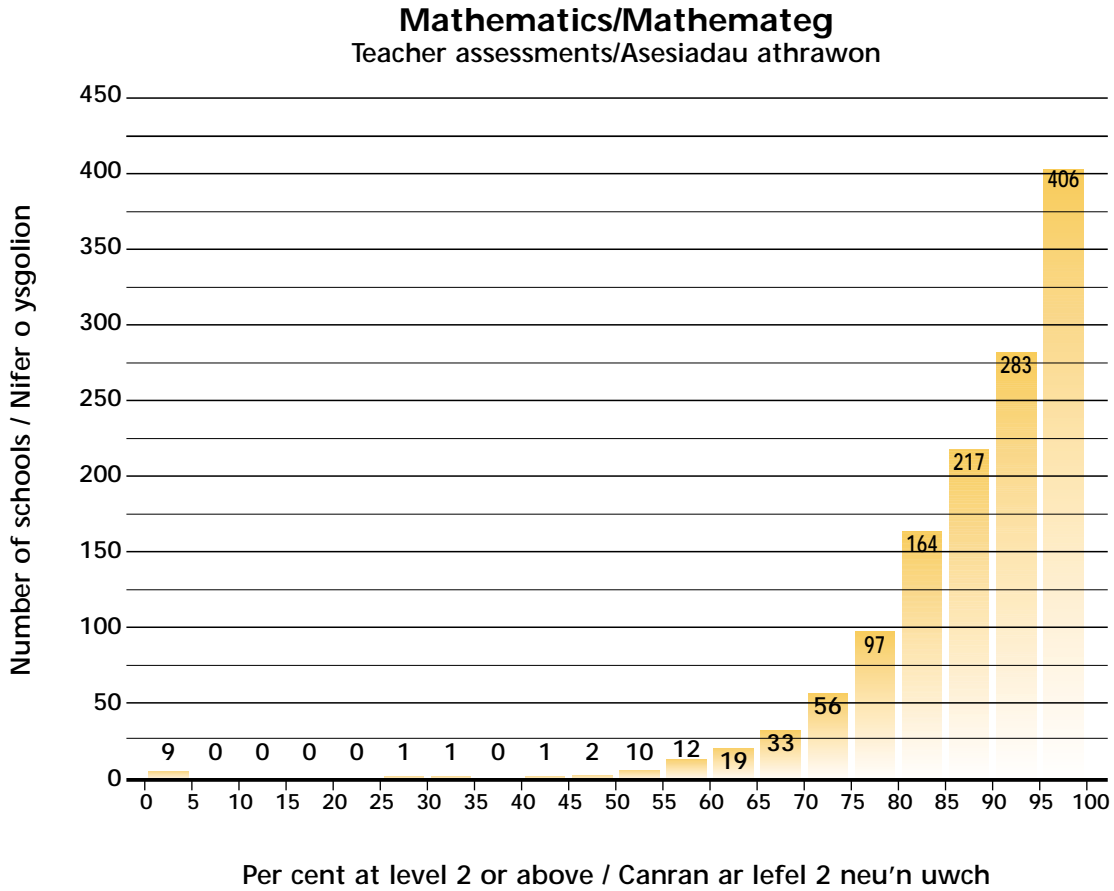


Welsh/Cymraeg

Task/Test - Tasg/Prawf



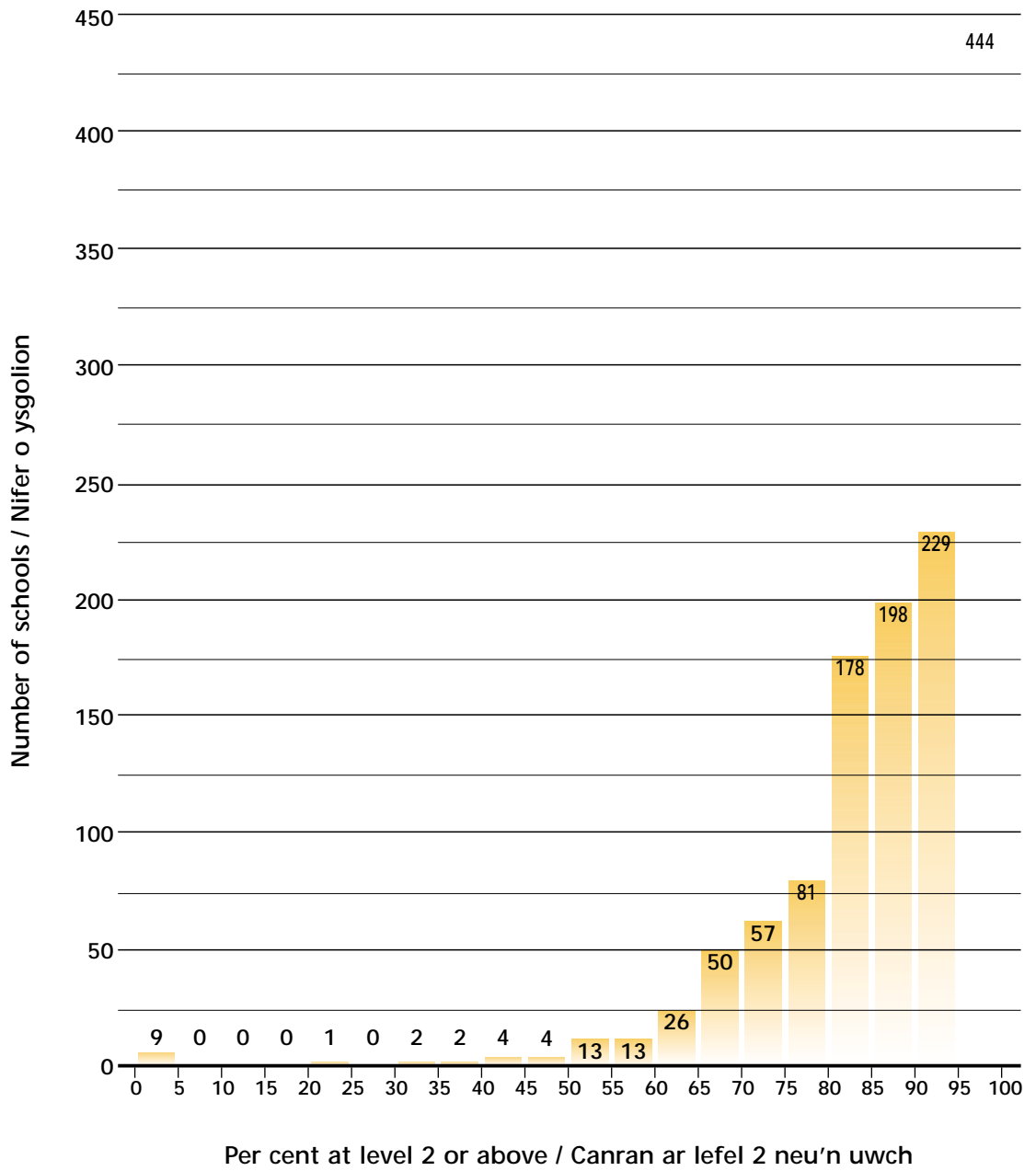
Performance bands - Bandiau perfformiad



Performance bands - Bandiau perfformiad

Science/Gwyddoniaeth

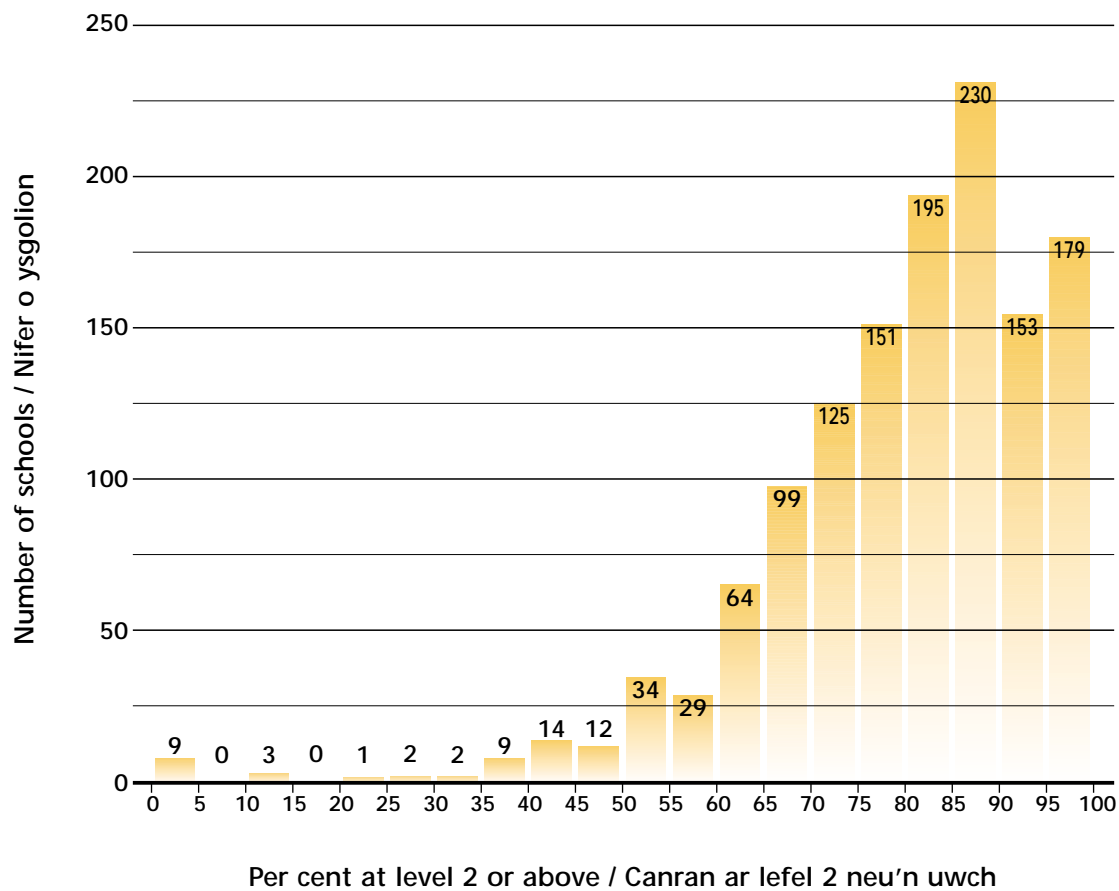
Teacher assessments/Asesiadau athrawon



Performance bands - Bandiau perfformiad

Core Subject Indicator / Dangosydd Pynciau Craidd

Teacher assessments/Asesiadau athrawon




2001

Annual Summaries
Crynodebau Blynyddol

4
section
adran

National Curriculum Assessment Results In Wales: 2001

Canlyniadau Aseidiadau'r Cwricwlwm Cenedlaethol Yng Nghymru: 2001



KEY STAGE 1 TASK/TEST RESULTS: 2001 CANLYNIADAU TASGAU/PROFION CYFNOD ALLWEDDOL 1:2001

Level of attainment by subject and attainment target.
Lefelau cyrhaeddiad yn ôl pwnc a'r targed cyrhaeddiad.

percentage of boys at each level/canran y bechgyn ar bob lefel

	D	A	W	1	2	3	Total Cyfanswm	Base Sail	2+
ENGLISH/SAESNEG*									
Reading/Darllen	1	0	4	16	54	25	100	14,770	79
Writing/Ysgrifennu	1	0	7	13	73	6	100	14,770	79
WELSH/CYMRAEG									
Speaking, Listening and Viewing/ Siarad, Gwrandio a Gwyllo	1	0	2	15	62	20	100	3,370	82
Reading/Darllen	1	0	3	21	53	22	100	3,370	75
Writing/Ysgrifennu	1	0	5	25	62	7	100	3,370	69
MATHEMATICS/MATHEMATEG									
	1	0	2	7	54	36	100	18,140	90

percentage of girls at each level/canran y merched ar bob lefel

	D	A	W	1	2	3	Total Cyfanswm	Base Sail	2+
ENGLISH/SAESNEG*									
Reading/Darllen	1	0	2	9	53	35	100	14,180	88
Writing/Ysgrifennu	0	1	3	7	77	12	100	14,180	89
WELSH/CYMRAEG									
Speaking, Listening and Viewing/ Siarad, Gwrandio a Gwyllo	1	0	1	7	61	30	100	3,410	91
Reading/Darllen	1	0	1	8	61	29	100	3,410	90
Writing/Ysgrifennu	1	0	1	13	52	33	100	3,410	85
	0	0	2	15	69	14	100	3,410	83
MATHEMATICS/MATHEMATEG									
	0	0	2	5	58	35	100	17,590	93

percentage of boys and girls at each level/canran y bechgyn a'r merched ar bob lefel

	D	A	W	1	2	3	Total Cyfanswm	Base Sail	2+
ENGLISH/SAESNEG*									
Reading/Darllen	1	0	3	13	53	30	100	28,950	83
Writing/Ysgrifennu	0	1	5	10	75	9	100	28,950	84
WELSH/CYMRAEG									
Speaking, Listening and Viewing/ Siarad, Gwrandio a Gwyllo	1	0	1	11	62	25	100	6,780	87
Reading/Darllen	1	0	1	12	62	24	100	6,780	86
Writing/Ysgrifennu	1	0	2	17	52	28	100	6,780	80
	1	0	4	20	65	10	100	6,780	75
MATHEMATICS/MATHEMATEG									
	0	0	2	6	56	36	100	35,730	92

*: No subject level derived from the Tasks and Tests
Ni chafwyd lefel pwnc o'r Tasgau a'r Profion.

D: Exempted or disappplied under Sections 364 and 365 of the Education Act 1996
Wedi'u heithrio neu wedi'u datgymhwyso o dan Adranau 364 a 365 o Ddeddf Addysg 1996.

W: Working towards level 1
Yn gweithio tuag at lefel 1.

n/a Not applicable
Dim yn gymwys.

SUMMARY OF KEY STAGE 1 TASK/TEST RESULTS: 2001/ CANLYNIADAU TASGAU/PROFION CYFNOD ALLWEDDOL 1: 2001
FINE GRADING RESULTS AT LEVEL 2 / CANLYNIADAU GRADDAU MANWL AR LEFEL 2

percentage of boys at each level/canran y bechgyn ar bob lefel

	X	D	A	W	1	L	2C	2B	2A	Total2/Cyfanswm 2	3	Total/Cyfanswm	Base/Sail 2+
ENGLISH/SAESNEG													
Reading: task/Darllen: tasg	25	1	0	4	16	-	18	20	16	54	-	100	14,770
Reading: comprehension test													
Prawf Darllen a Deall	20	2	0	-	5	15	14	14	19	48	25	100	14,770
Reading/Darllen	-	1	0	4	16	-	-	-	-	54	25	100	14,770
Writing/Ysgrifennu	-	1	0	7	13	-	32	27	14	73	6	100	14,770
CYMRAG/WELSH													
Llifaredd/Oracy	-	1	0	2	15	-	-	-	-	62	20	100	3,370
Darllen/Reading	-	1	0	2	15	-	-	-	-	62	20	100	3,370
Ysgrifennu/Writing	-	1	0	3	21	-	-	-	-	53	22	100	3,370
MATHEMATICS / MATHEMATEG													
Ysgrifennu/Writing	-	1	0	5	25	-	-	-	-	62	7	100	3,370
MATHEMATICS / MATHEMATEG													
Ysgrifennu/Writing	-	1	0	2	7	-	15	16	23	54	36	100	18,140

percentage of girls at each level/canran y merched ar bob lefel

	X	D	A	W	1	L	2C	2B	2A	Total2/Cyfanswm 2	3	Total/Cyfanswm	Base/Sail 2+
ENGLISH/SAESNEG													
Reading: task/Darllen: tasg	35	1	0	2	9	15	20	18	-	53	-	100	14,180
Reading: comprehension test													
Prawf Darllen a Deall	12	0	0	-	4	14	13	22		49	35	100	14,180
Reading/Darllen	-	1	0	2	9	-	-	-		53	35	100	14,180
Ysgrifennu/Writing	-	0	1	3	7	-26	29	22		77	12	100	14,180
CYMRAG/WELSH													
Llifaredd/Oracy	-	1	0	1	7	-	-	-		61	30	100	3,410
Darllen/Reading	-	1	0	1	8	-	-	-		61	29	100	3,410
Ysgrifennu/Writing	-	1	0	1	13	-	-	-		52	33	100	3,410
MATHEMATICS / MATHEMATEG													
Ysgrifennu/Writing	-	0	0	2	15	-	-	-		69	14	100	3,410
MATHEMATICS / MATHEMATEG													
Ysgrifennu/Writing	-	0	0	2	5	-15	18	25		58	35	100	17,590

percentage of boys and girls at each level/canran y bechgyn a'r merched ar bob lefel

	X	D	A	W	1	L	2C	2B	2A	Total2/Cyfanswm 2	3	Total/Cyfanswm	Base/Sail 2+
ENGLISH/SAESNEG													
Reading: task/Darllen: tasg	30	0	1	3	13	-	16	20	17	53	-	100	28,950
Reading: comprehension test													
Prawf Darllen a Deall	16	1	0	-	4	15	14	20		49	30	100	28,950
Reading/Darllen	-	1	0	3	13	-	-	-		53	30	100	28,950
Ysgrifennu/Writing	-	0	1	5	10	-	29	28	18	75	9	100	28,950
CYMRAG/WELSH													
Llifaredd/Oracy	-	1	0	1	11	-	-	-		62	25	100	6,780
Darllen/Reading	-	1	0	1	12	-	-	-		62	24	100	6,780
Ysgrifennu/Writing	-	1	0	2	17	-	-	-		52	28	100	6,780
MATHEMATICS / MATHEMATEG													
Ysgrifennu/Writing	-	1	0	4	20	-	-	-		65	10	100	6,780
MATHEMATICS / MATHEMATEG													
Ysgrifennu/Writing	-	0	0	2	6	-	15	17	24	56	36	100	35,730

X: not required to be entered/nid oedd yn ofynnol eu cofrestru D:disapplied under Sections 364 or 365 of the Education Act 1996/wedi'u datgymhwyso o dan Adranau 364 a 365 a Ddeddf Addysg 1996.
A: not assessed due to absence/ni aseswyd oherwydd absenoldeb W: working towards level 1/yn gweithio tuag at lefel 1. L: below level 2 threshold/yn gweithio dan drothwy lefel 2.

KEY STAGE 1 TEACHER ASSESSMENT RESULTS: 2001
CANLYNIADAU ASEIDIADAU ATHRAWON CYFNOD ALLWEDDOL 1: 2001

Level of attainment by subject and attainment target.
Lefelau cyrhaeddiad yn ôl pwnc a'r targed cyrhaeddiad.

percentage of boys at each level/canran y bechgyn ar bob lefel

	D	W	1	2	3	4	Total Cyfanswm	Base Sail	2+
ENGLISH/SAESNEG	0	5	16	62	17	0	100	14,770	79
Speaking and Listening									
Siarad a Gwrando	0	3	14	63	20	0	100	14,770	83
Reading/Darllen	0	5	16	55	24	0	100	14,770	79
Writing/Ysgrifennu	0	7	17	67	9	0	100	14,770	76
WELSH/CYMRAEG	1	2	15	63	19	0	100	3,370	82
Speaking, Listening and Viewing									
Siarad, Gwrando a Gwyllo	1	2	15	63	19	0	100	3,370	82
Reading/Darllen	1	3	22	56	18	0	100	3,370	74
Writing/Ysgrifennu	1	4	27	61	7	0	100	3,370	68
MATHEMATICS/MATHEMATEG	1	2	10	57	30	0	100	18,140	87
Using and applying mathematics									
Defnyddio a chymhwyso mathemateg	1	3	14	59	23	0	100	18,140	82
Number and Algebra									
Rhif ac Algebra	0	3	11	57	29	0	100	18,140	86
Shape, space and measures									
Siâp, gofod a mesuriadau	0	2	12	60	26	0	100	18,140	86
SCIENCE/GWYDDONIAETH	0	2	11	65	22	0	100	18,140	87
Experimental and investigative science									
Gwyddoniaeth arbrofol ac ymchwiliol	1	2	14	65	18	0	100	18,140	83
Life Processes and living things									
Prosesau bywyd a phethau byw	0	2	9	65	24	0	100	18,140	89
Materials and their properties									
Defnyddiau a'u priodweddau	0	2	10	67	21	0	100	18,140	88
Physical processes									
Prosesau ffisegol	0	2	11	65	22	0	100	18,140	87

percentage of girls at each level/canran y merched ar bob lefel

ENGLISH/SAESNEG	0	2	9	63	26	0	100	14,180	89
Speaking and Listening									
Siarad a Gwrando	0	2	8	63	27	0	100	14,180	90
Reading/Darllen	0	2	10	54	34	0	100	14,180	88
Writing/Ysgrifennu	0	3	9	72	16	0	100	14,180	88
WELSH/CYMRAEG	0	1	8	62	29	0	100	3,410	91
Speaking, Listening and Viewing									
Siarad, Gwrando a Gwyllo	1	1	8	62	28	0	100	3,410	90
Reading/Darllen	1	1	13	56	29	0	100	3,410	85
Writing/Ysgrifennu	0	2	16	68	14	0	100	3,410	82
MATHEMATICS/MATHEMATEG	0	2	7	63	28	0	100	17,590	91
Using and applying mathematics									
Defnyddio a chymhwyso mathemateg	0	2	11	65	22	0	100	17,590	87
Number and Algebra									
Rhif ac Algebra	0	2	8	63	27	0	100	17,590	90
Shape, space and measures									
Siâp, gofod a mesuriadau	0	2	8	65	25	0	100	17,590	90
SCIENCE/GWYDDONIAETH	0	1	8	70	21	0	100	17,590	91
Experimental and investigative science									
Gwyddoniaeth arbrofol ac ymchwiliol	0	2	11	69	18	0	100	17,590	87
Life Processes and living things									
Prosesau bywyd a phethau byw	0	1	6	68	25	0	100	17,590	93
Materials and their properties									
Defnyddiau a'u priodweddau	0	1	8	70	21	0	100	17,590	91
Physical processes									
Prosesau ffisegol	0	1	9	69	21	0	100	17,590	90

KEY STAGE 1 TEACHER ASSESSMENT RESULTS: 2001
CANLYNIADAU ASESIADAU ATHRAWON CYFNOD ALLWEDDOL 1: 2001

percentage of boys and girls at each level/canran y bechgyn a'r merched ar bob lefel

	D	W	1	2	3	4	Total Cyfanswm	Base Sail	2+
ENGLISH/SAESNEG	0	4	13	62	21	0	100	28,950	83
Speaking and Listening									
Siarad a Gwrando	0	3	11	63	23	0	100	28,950	86
Reading/Darllen	0	4	13	54	29	0	100	28,950	83
Writing/Ysgrifennu	0	5	13	70	12	0	100	28,950	82
WELSH/CYMRAEG	1	2	11	62	24	0	100	6,780	86
Speaking, Listening and Viewing									
Siarad, Gwrando a Gwyllo	1	2	12	62	23	0	100	6,780	85
Reading/Darllen	1	2	17	56	24	0	100	6,780	80
Writing/Ysgrifennu	1	3	21	64	11	0	100	6,780	75
MATHEMATICS/MATHEMATEG	0	2	9	60	29	0	100	35,730	89
Using and applying mathematics									
Defnyddio a chymhwyso mathemateg	0	3	13	62	22	0	100	35,730	84
Number and Algebra									
Rhif ac Algebra	1	2	9	60	28	0	100	35,730	88
Shape, space and measures									
Siâp, gofod a mesuriadau	0	2	10	62	26	0	100	35,730	88
SCIENCE/GWYDDONIAETH	0	2	10	67	21	0	100	35,730	88
Experimental and investigative science									
Gwyddoniaeth arbrolfol ac ymchwilio	0	2	13	67	18	0	100	35,730	85
Life Processes and living things									
Prosesau bywyd a phethau byw	0	1	8	66	25	0	100	35,730	91
Materials and their properties									
Defnyddiau a'u priodweddau	0	2	9	68	21	0	100	35,730	89
Physical processes									
Prosesau ffisegol	0	2	10	67	21	0	100	35,730	88

D: Excepted or disapplied under Sections 364 or 365 of the Education Act 1996
 Wedi'u heithrio neu wedi'u datgymhwyso o dan Adrannau 364 a 365 o Ddeddf Addysg 1996.

W: Working towards level 1.
 Yn gweithio tuag at lefel 1.

NATIONAL CURRICULUM ASSESSMENT RESULTS: 2001 KEY STAGE 1: 7 YEAR OLDS

		Percentage of pupils at each level							TOTAL
		D	A	W	1	2	3	4+	
ENGLISH Teacher Assessment	School								
	National	0	0	4	13	62	21	0	100
Reading Teacher Assessment	School								
	National	0	0	4	13	54	29	0	100
Task/Test	School								
	National	1	0	3	13	53	30		100
Writing Teacher Assessment	School								
	National	0	0	5	13	70	12	0	100
Task/Test	School								
	National	0	1	5	10	75	9		100
Speaking & Listening Teacher Assessment	School								
	National	0	0	3	11	63	23	0	100
MATHEMATICS Teacher Assessment	School								
	National	0	0	2	9	60	29	0	100
Task/Test	School								
	National	0	0	2	6	56	36		100
SCIENCE Teacher Assessment	School								
	National	0	0	2	10	67	21	0	100

Of those entered for the statutory Spelling Test the percentage at each level

Spelling Test:		A	W	1	2	3
	School					
	National	0	0	9	61	30

Key Stage 1 Core Subject Indicator* - Teacher Assessment only. The percentage of pupils attaining at least level 2 in English or Welsh (first language), Mathematics and Science in combination:

In the School:

In Wales: 81 per cent

*For inclusion in prospectuses and governors' annual reports, not individual pupil reports.

D: Exempted or disapplied under Sections 364 or 365 of the Education Act 1996.

A: Pupils who were absent from the Tasks/Tests.

W: Working towards level 1.

**CANLYNIADAU ASESIADAU'R CWRICWLWM CENEDLAETHOL: 2001
CYFNOD ALLWEDOL 1: DISGYBLION 7 OED**

		Canran y disgyblion ar bob lefel							
		D	A	W	1	2	3	4+	CYFANSWM
CYMRAEG Aseiad Athrawon	Ysgol								
	Cenedlaethol	1	0	2	11	62	24	0	100
	Tasg/Prawf								
	Ysgol								
	Cenedlaethol	1	0	1	11	62	25		100
Llafaredd Aseiad Athrawon	Ysgol								
	Cenedlaethol	1	0	2	12	62	23	0	100
	Tasg/Prawf								
	Ysgol								
	Cenedlaethol	1	0	1	12	62	24		100
Darllen Aseiad Athrawon	Ysgol								
	Cenedlaethol	1	0	2	17	56	24	0	100
	Tasg/Prawf								
	Ysgol								
	Cenedlaethol	1	0	2	17	52	28		100
Ysgrifennu Aseiad Athrawon	Ysgol								
	Cenedlaethol	1	0	3	21	64	11	0	100
	Tasg/Prawf								
	Ysgol								
	Cenedlaethol	1	0	4	20	65	10		100
MATHEMATEG Aseiad Athrawon	Ysgol								
	Cenedlaethol	0	0	2	9	60	29	0	100
	Tasg/Prawf								
	Ysgol								
	Cenedlaethol	0	0	2	6	56	36		100
GWYDDONIAETH Aseidiadau Athrawon	Ysgol								
	Cenedlaethol	0	0	2	10	67	21	0	100

Dangosydd Pynciau Craidd Cyfnod Allweddol 1*- Aseiad Athrawon yn unig. Y ganran o ddisgyblion sy'n cyrraedd o leiaf lefel 2 mewn Cymraeg (iaith gyntaf) Saesneg, Mathemateg a Gwyddoniaeth:

Yn yr Ysgol:

Yng Nghymru:81 y cant

* I'w cynnwys yn llyfrynau ac adroddiadau blynyddol y llywodraethwyr, nid yn adroddiadau'r disgyblion unigol
D: Wedi'u heithrio neu wedi'u datgymhwysu o dan Adran 364 neu 365 o Ddeddf Addysg 1996.
A: Disgyblion a fethodd â chofnodi lefel oherwydd absenoldeb.
W: Yn gweithio tuag at lefel 1.

KEY STAGE 1 TASK/TEST RESULTS: 1996-2001 CANLYNIADAU TASGAU/PROFION CYFNOD ALLWEDDOL 1:1996-2001

percentage of boys at each level/canran y bechgyn ar bob lefel

		D	W	1	2	3	4	Total Cyfanswm	2+
English/Saesneg*									
Reading/Darllen	1996	1	5	22	52	20	0	100	72
	1997	1	5	20	56	18	0	100	74
	1998	1	5	20	56	18	-	100	74
	1999	1	5	19	55	20	-	100	75
	2000	1	5	17	56	21	-	100	77
	2001	1	4	16	54	25	-	100	79
Writing/Ysgrifennu	1996	1	8	19	68	4	0	100	72
	1997	1	8	17	70	4	0	100	74
	1998	1	8	17	69	5	-	100	74
	1999	0	8	15	71	5	-	100	76
	2000	0	8	14	72	6	-	100	78
	2001	1	7	13	73	6	-	100	79
Cymraeg/Welsh									
Siarad, Gwrandio a Gwyllo/ Speaking, Listening and Viewing	1996	2	2	17	65	14	0	100	79
	1997	1	2	16	66	15	0	100	81
	1998	1	1	15	67	16	-	100	83
	1999	1	1	14	66	18	-	100	84
	2000	1	1	14	67	17	-	100	84
	2001	1	2	15	62	20	-	100	82
Darllen/Reading	1996	1	3	25	59	12	0	100	71
	1997	1	3	23	60	13	0	100	73
	1998	1	2	20	62	15	-	100	77
	1999	0	3	20	60	17	-	100	77
	2000	1	2	21	56	20	-	100	76
	2001	1	3	21	53	22	-	100	75
Ysgrifennu/Writing	1996	2	4	31	59	4	0	100	63
	1997	2	4	31	58	5	0	100	63
	1998	2	4	27	63	4	-	100	67
	1999	0	4	25	64	7	-	100	71
	2000	1	4	27	62	6	-	100	68
	2001	1	5	25	62	7	-	100	69
MATHEMATICS/MATHEMATEG									
	1996	1	3	16	61	19	0	100	80
	1997	1	2	15	63	19	0	100	82
	1998	1	3	14	63	19	-	100	82
	1999	1	3	12	63	21	-	100	84
	2000	1	3	9	61	27	-	100	88
	2001	1	2	7	54	36	-	100	90

D: Excepted or disapplied under Sections 364 or 365 of the Education Act 1996 or in the case of the Task/Test were absent.
Wedi'u heithrio neu wedi'u datgymhwyso o dan Adranau 364 neu 365 o Ddeddf Addysg 1996, neu yn achos y Tasgau/Profion a oedd yn absennol.

W: Working towards level 1.
Yn gweithio tuag at lefel 1.

* No level derived from the Tasks and Tests.
Ni chafwyd lefel o'r Tasgau a'r Profion.

KEY STAGE 1 TASK/TEST RESULTS: 1996-2001
CANLYNIADAU TASGAU/PROFION CYFNOD ALLWEDDOL 1:1996-2001

percentage of girls at each level/canran y merched ar bob lefel

		D	W	1	2	3	4	Total Cyfanswm	2+
English/Saesneg*									
Reading/Darllen	1996	1	2	14	53	30	0	100	83
	1997	1	2	12	58	27	0	100	85
	1998	1	2	13	57	27	-	100	84
	1999	0	2	12	55	31	-	100	86
	2000	1	2	10	56	31	-	100	87
	2001	1	2	9	53	35	-	100	88
Writing/Ysgrifennu	1996	1	4	11	77	7	0	100	84
	1997	1	4	10	76	9	0	100	85
	1998	1	4	10	76	9	-	100	85
	1999	0	4	9	76	11	-	100	87
	2000	1*	3	8	77	11	-	100	88
	2001	0	3	7	77	12	-	100	89
Cymraeg/Welsh									
Siarad, Gwrando a Gwylio/ Speaking, Listening and Viewing	1996	1	1	11	64	23	0	100	87
	1997	1	1	9	68	21	0	100	89
	1998	1	0	9	66	24	-	100	90
	1999	1	1	7	64	27	-	100	91
	2000	1	1	7	65	26	-	100	91
	2001	1	1	7	61	30	-	100	91
Darllen/Reading	1996	1	1	12	64	22	0	100	86
	1997	1	1	11	67	20	0	100	87
	1998	0	1	11	65	23	-	100	88
	1999	1	1	8	65	25	-	100	90
	2000	1*	1	8	66	24	-	100	90
	2001	1	1	8	61	29	-	100	90
Ysgrifennu/Writing	1996	1	3	20	68	8	0	100	76
	1997	1	1	19	71	8	0	100	79
	1998	1	2	16	71	10	-	100	81
	1999	0	2	14	70	14	-	100	84
	2000	0	2	15	70	13	-	100	83
	2001	0	2	15	69	14	-	100	83
MATHEMATICS/MATHEMATEG									
	1996	1	2	13	67	17	0	100	84
	1997	1	1	12	68	18	0	100	86
	1998	0	2	11	69	18	-	100	87
	1999	0	2	10	67	21	-	100	88
	2000	0	2	6	65	27	-	100	92
	2001	0	2	5	58	35	-	100	93

D: Excepted or disapplied under Sections 364 or 365 of the Education Act 1996 or in the case of the Task/Test were absent.
 Wedi'u heithrio neu wedi'u datgymhwyso o dan Adrannau 364 neu 365 o Ddeddf Addysg 1996, neu yn achos y Tasgau/Profion a oedd yn absennol.

W: Working towards level 1.
 Yn gweithio tuag at lefel 1.

* No level derived from the Tasks and Tests.
 Ni chafwyd lefel o'r Tasgau a'r Profion.

** Absent/Absenol

KEY STAGE 1 TASK/TEST RESULTS: 1996-2001

CANLYNIADAU TASGAU/PROFION CYFNOD ALLWEDDOL 1:1996-2001

percentage of boys and girls at each level/canran y bechgyn a'r merched ar bob lefel

		D	W	1	2	3	4	Total Cyfanswm	2+
English/Saesneg*									
Reading/Darllen	1996	1	4	18	52	25	0	100	77
	1997	1	3	16	57	23	0	100	80
	1998	0	4	17	56	23	-	100	79
	1999	0	4	16	55	25	-	100	80
	2000	0	4	14	56	26	-	100	82
	2001	1	3	13	53	30	-	100	83
Writing/Ysgrifennu	1996	1	6	15	73	5	0	100	78
	1997	1	6	14	73	6	0	100	79
	1998	1	6	14	72	7	-	100	79
	1999	1	6	12	73	8	-	100	81
	2000	0	6	11	74	9	-	100	83
	2001	0	5	10	75	9	-	100	84
Cymraeg/Welsh									
	1996	2	1	14	65	18	0	100	83
	1997	1	1	13	67	18	0	100	85
	1998	1	1	12	66	20	-	100	86
	1999	1	1	11	65	22	-	100	87
	2000	1	1	11	66	21	-	100	87
	2001	1	1	11	62	25	-	100	87
Siarad, Gwranddo a Gwyllo/ Speaking, Listening and Viewing	1996	1	2	15	63	19	0	100	82
	1997	1	1	14	66	18	0	100	84
	1998	1	1	13	65	20	-	100	85
	1999	1	1	12	65	21	-	100	86
	2000	0	1	12	67	20	-	100	87
	2001	1	1	12	62	24	-	100	86
Darllen/Reading	1996	1	2	20	60	17	0	100	77
	1997	1	2	18	62	17	0	100	79
	1998	1	2	15	63	19	-	100	82
	1999	0	2	16	60	22	-	100	82
	2000	1	1	16	55	27	-	100	82
	2001	1	2	17	52	28	-	100	80
Ysgrifennu/Writing	1996	2	3	25	64	6	0	100	70
	1997	1	3	25	65	6	0	100	71
	1998	1	3	22	67	7	-	100	74
	1999	1	3	19	67	10	-	100	77
	2000	0	3	21	66	10	-	100	76
	2001	1	4	20	65	10	-	100	75
MATHEMATICS/MATHEMATEG									
	1996	1	2	15	64	18	0	100	82
	1997	0	2	14	65	19	0	100	84
	1998	1	2	13	66	18	-	100	84
	1999	0	3	11	65	21	-	100	86
	2000	1*	2	7	63	27	-	100	90
	2001	0	2	6	56	36	-	100	92

*D: Excepted or disapplied under Sections 364 or 365 of the Education Act 1996 or in the case of the Task/Test were absent.
Wedi'u heithrio neu wedi'u datgymhwyso o dan Adranau 364 neu 365 o Ddeddf Addysg 1996, neu yn achos y
Tasgau/Profion a oedd yn absennol.*

*W: Working towards level 1.
Yn gweithio tuag at lefel 1.*

** No level derived from the Tasks and Tests.
Ni chafwyd lefel o'r Tasgau a'r Profion.*

*** Absent/Absenol*

KEY STAGE 1 TEACHER ASSESSMENT RESULTS: 1996-2001
CANLYNIADAU ASESIADAU ATHRAWON CYFNOD ALLWEDDOL 1:1996-2001

percentage of boys at each level/canran y bechgyn ar bob lefel

		D	W	1	2	3	4	Total Cyfanswm	2+
English/Saesneg									
	1996	0	5	22	63	10	0	100	73
	1997	0	5	20	64	11	0	100	75
	1998	0	5	20	63	12	0	100	75
	1999	0	5	19	63	13	0	100	76
	2000	1	5	17	63	14	0	100	77
	2001	0	5	16	62	17	0	100	79
Speaking, Listening/Siarad a Gwrandio									
	1996	0	3	20	65	12	0	100	77
	1997	0	3	18	66	13	0	100	79
	1998	0	3	18	65	14	0	100	79
	1999	1	3	16	64	16	0	100	80
	2000	0	3	16	64	17	0	100	81
	2001	0	3	14	63	20	0	100	83
Reading/Darllen									
	1996	0	5	23	54	18	0	100	72
	1997	0	5	20	57	18	0	100	75
	1998	1	5	20	56	18	0	100	74
	1999	0	5	19	56	20	0	100	76
	2000	1	5	17	57	20	0	100	77
	2001	0	5	16	55	24	0	100	79
Writing/Ysgrifennu									
	1996	0	7	23	65	5	0	100	70
	1997	0	7	21	66	6	0	100	72
	1998	0	8	20	65	7	0	100	72
	1999	1	7	19	66	7	0	100	73
	2000	0	7	18	67	8	0	100	75
	2001	0	7	17	67	9	0	100	76
Cymraeg/Welsh									
	1996	1	2	18	65	14	0	100	79
	1997	1	2	16	66	15	0	100	81
	1998	1	1	16	67	15	0	100	82
	1999	0	2	15	66	17	0	100	83
	2000	1	1	16	66	16	0	100	82
	2001	1	2	15	63	19	0	100	82
Siarad Gwrandio a Gwyllo/ Speaking, Listening & Viewing									
	1996	1	2	19	63	15	0	100	78
	1997	1	3	17	65	14	0	100	79
	1998	1	2	17	65	15	0	100	80
	1999	1	2	16	65	16	0	100	81
	2000	0	2	16	66	16	0	100	82
	2001	1	2	15	63	19	0	100	82
Darllen/Reading									
	1996	1	3	25	60	11	0	100	71
	1997	1	3	23	60	13	0	100	73
	1998	1	3	20	62	14	0	100	76
	1999	0	3	21	60	16	0	100	76
	2000	0	3	21	60	16	0	100	76
	2001	1	3	22	56	18	0	100	74
Ysgrifennu/Writing									
	1996	1	5	32	58	4	0	100	62
	1997	1	5	31	58	5	0	100	63
	1998	1	4	29	61	5	0	100	66
	1999	1	4	26	63	6	0	100	69
	2000	0	4	29	61	6	0	100	67
	2001	1	4	27	61	7	0	100	68

*D: Excepted or disapplied under Sections 364 or 365 of the Education Act 1996.
Wedi'u heithrio neu wedi'u datgymhwysio o dan Adrannau 364 neu 365 o Ddeddf Addysg 1996.*

*W Working towards level 1.
Yn gweithio tuag at lefel 1.*

KEY STAGE 1 TEACHER ASSESSMENT RESULTS: 1996-2001

CANLYNIADAU ASESIADAU ATHRAWON CYFNOD ALLWEDDOL 1:1996-2001

percentage of boys at each level/canran y bechgyn ar bob lefel

		D	W	1	2	3	4	Total Cyfanswm	2+
Mathematics/Mathemateg	1996	0	3	19	66	12	0	100	78
	1997	0	2	16	67	15	0	100	82
	1998	0	3	15	65	17	0	100	82
	1999	0	3	14	63	20	0	100	83
	2000	0	3	12	62	23	0	100	85
	2001	1	2	10	57	30	0	100	87
Using and applying mathematics Defnyddio a chymhwyso mathemateg	1996	0	4	23	64	9	0	100	73
	1997	0	3	21	65	11	0	100	76
	1998	0	3	20	64	13	0	100	77
	1999	0	4	18	63	15	0	100	78
	2000	0	4	16	62	18	0	100	80
	2001	1	3	14	59	23	0	100	82
Number & Algebra/Rhif ac Algebra	1996	0	3	19	66	12	0	100	78
	1997	0	2	17	67	14	0	100	81
	1998	0	3	16	65	16	0	100	81
	1999	0	3	15	63	19	0	100	82
	2000	0	3	12	62	23	0	100	85
	2001	0	3	11	57	29	0	100	86
Shape, space and measures Siâp, gofod a mesuriadau	1996	0	3	22	66	9	0	100	75
	1997	0	2	18	68	12	0	100	80
	1998	0	3	17	67	13	0	100	80
	1999	0	3	16	65	16	0	100	81
	2000	1	3	13	64	19	0	100	83
	2001	0	2	12	60	26	0	100	86
Science/Gwyddoniaeth	1996	0	2	17	71	10	0	100	81
	1997	0	2	16	72	10	0	100	82
	1998	0	2	14	71	13	0	100	84
	1999	0	2	14	68	16	0	100	84
	2000	0	2	12	68	18	0	100	86
	2001	0	2	11	65	22	0	100	87
Experimental & investigative science Gwyddoniaeth arbrofol ac ymchwiliol	1996	0	3	21	68	8	0	100	76
	1997	0	2	20	69	9	0	100	78
	1998	0	3	18	68	11	0	100	79
	1999	0	3	17	67	13	0	100	80
	2000	0	3	16	66	15	0	100	81
	2001	1	2	14	65	18	0	100	83
Life processes and living things Prosesau bywyd a phethau byw	1996	0	2	13	73	12	0	100	85
	1997	0	2	12	73	13	0	100	86
	1998	0	2	12	71	15	0	100	86
	1999	0	2	11	69	18	0	100	87
	2000	0	2	10	68	20	0	100	88
	2001	0	2	9	65	24	0	100	89
Materials and their properties Defnyddiau a'u priodweddau	1996	0	2	14	74	10	0	100	84
	1997	0	2	14	74	10	0	100	84
	1998	0	2	13	72	13	0	100	85
	1999	0	2	13	70	15	0	100	85
	2000	0	2	11	69	18	0	100	87
	2001	0	2	10	67	21	0	100	88
Physical processes/Prosesau ffisegol	1996	0	3	20	69	8	0	100	77
	1997	0	2	18	71	9	0	100	80
	1998	0	2	16	70	12	0	100	82
	1999	0	2	15	69	14	0	100	83
	2000	0	2	13	68	17	0	100	85
	2001	0	2	11	65	22	0	100	87

D: Exempted or disapplied under Sections 364 or 365 of the Education Act 1996.

Wedi'u heithrio neu wedi'u datgymhwyso o dan Adrannau 364 neu 365 o Ddeddf Addysg 1996.

W: Working towards level 1.

Yn gweithio tuag at lefel 1.

KEY STAGE 1 TEACHER ASSESSMENT RESULTS: 1996-2001
CANLYNIADAU ASESIADAU ATHRAWON CYFNOD ALLWEDDOL 1:1996-2001

percentage of girls at each level/canran y merched ar bob lefel

		D	W	1	2	3	4	Total Cyfanswm	2+
English/Saesneg									
	1996	0	2	14	68	16	0	100	84
	1997	0	2	12	68	18	0	100	86
	1998	0	3	12	66	19	0	100	85
	1999	0	2	11	65	22	0	100	87
	2000	0	2	10	65	23	0	100	88
	2001	0	2	9	63	26	0	100	89
Speaking, Listening/Siarad a Gwrando									
	1996	0	2	13	69	16	0	100	85
	1997	0	2	12	67	19	0	100	86
	1998	0	2	11	68	19	0	100	87
	1999	0	2	10	66	22	0	100	88
	2000	0	2	9	65	24	0	100	89
	2001	0	2	8	63	27	0	100	90
Reading/Darllen									
	1996	0	2	14	56	28	0	100	84
	1997	0	2	13	57	28	0	100	85
	1998	0	3	13	57	27	0	100	84
	1999	0	2	12	56	30	0	100	86
	2000	0	3	10	56	31	0	100	87
	2001	0	2	10	54	34	0	100	88
Writing/Ysgrifennu									
	1996	0	4	14	73	9	0	100	82
	1997	0	4	13	72	11	0	100	83
	1998	0	4	13	71	12	0	100	83
	1999	0	3	12	72	13	0	100	85
	2000	0	3	10	72	15	0	100	87
	2001	0	3	9	72	16	0	100	88
Cymraeg/Welsh									
	1996	1	1	11	65	22	0	100	87
	1997	0	1	9	69	21	0	100	90
	1998	0	1	9	66	24	0	100	90
	1999	0	1	8	65	26	0	100	91
	2000	0	1	8	66	25	0	100	91
	2001	0	1	8	62	29	0	100	91
Siarad Gwrando a Gwyllo Speaking, Listening & Viewing									
	1996	1	1	12	65	21	0	100	86
	1997	1	1	10	69	19	0	100	88
	1998	0	1	11	65	23	0	100	88
	1999	0	1	9	66	24	0	100	90
	2000	0	1	8	68	23	0	100	91
	2001	1	1	8	62	28	0	100	90
Darllen/Reading									
	1996	1	2	15	61	21	0	100	82
	1997	0	1	14	64	21	0	100	85
	1998	0	1	12	63	24	0	100	87
	1999	0	1	12	61	26	0	100	87
	2000	0	1	12	58	29	0	100	87
	2001	1	1	13	56	29	0	100	85
Ysgrifennu/Writing									
	1996	1	3	20	68	8	0	100	76
	1997	0	2	19	70	9	0	100	79
	1998	0	2	17	70	11	0	100	81
	1999	0	2	15	69	14	0	100	83
	2000	0	2	15	70	13	0	100	83
	2001	0	2	16	68	14	0	100	82

D: Excepted or disapplied under Sections 364 or 365 of the Education Act 1996.
 Wedi'u heithrio neu wedi'u datgymhwysu o dan Adrannau 364 neu 365 o Ddeddf Addysg 1996.

W: Working towards level 1.
 Yn gweithio tuag at lefel 1.

KEY STAGE 1 TEACHER ASSESSMENT RESULTS: 1996-2001

CANLYNIADAU ASESIADAU ATHRAWON CYFNOD ALLWEDDOL 1:1996-2001

percentage of girls at each level/canran y merched ar bob lefel

		D	W	1	2	3	4	Total Cyfanswm	2+
Mathematics/Mathemateg	1996	0	2	14	73	11	0	100	84
	1997	0	1	13	72	14	0	100	86
	1998	0	2	12	71	15	0	100	86
	1999	0	2	10	69	19	0	100	88
	2000	0	2	8	68	22	0	100	90
	2001	0	2	7	63	28	0	100	91
Using and applying mathematics Defnyddio a chymhwyso mathemateg	1996	0	2	19	71	8	0	100	79
	1997	0	2	18	70	10	0	100	80
	1998	0	2	16	70	12	0	100	82
	1999	0	2	15	69	14	0	100	83
	2000	0	2	12	68	18	0	100	86
	2001	0	2	11	65	22	0	100	87
Number & Algebra/Rhif ac Algebra	1996	0	2	15	73	10	0	100	83
	1997	0	2	13	72	13	0	100	85
	1998	0	2	12	71	15	0	100	86
	1999	0	2	11	69	18	0	100	87
	2000	0	1	9	68	22	0	100	90
	2001	0	2	8	63	27	0	100	90
Shape, space and measures Siâp, gofod a mesuriadau	1996	0	2	17	72	9	0	100	81
	1997	0	2	14	73	11	0	100	84
	1998	0	2	13	73	12	0	100	85
	1999	0	2	12	70	16	0	100	86
	2000	0	2	9	69	20	0	100	89
	2001	0	2	8	65	25	0	100	90
Science/Gwyddoniaeth	1996	0	1	14	76	9	0	100	85
	1997	0	1	13	76	10	0	100	86
	1998	0	2	11	75	12	0	100	87
	1999	0	1	11	73	15	0	100	88
	2000	0	1	9	73	17	0	100	90
	2001	0	1	8	70	21	0	100	91
Experimental & investigative science Gwyddoniaeth arbrofol ac ymchwiliol	1996	0	2	18	72	8	0	100	80
	1997	0	1	17	73	9	0	100	82
	1998	0	2	14	73	11	0	100	84
	1999	0	2	13	72	13	0	100	85
	2000	0	2	11	72	15	0	100	87
	2001	0	2	11	69	18	0	100	87
Life processes and living things Prosesau bywyd a phethau byw	1996	0	1	9	77	13	0	100	90
	1997	0	1	9	75	15	0	100	90
	1998	0	1	9	74	16	0	100	90
	1999	0	1	8	73	18	0	100	91
	2000	0	1	7	72	20	0	100	92
	2001	0	1	6	68	25	0	100	93
Materials and their properties Defnyddiau a'u priodweddau	1996	0	1	12	78	9	0	100	87
	1997	0	1	11	78	10	0	100	88
	1998	0	1	10	76	13	0	100	89
	1999	0	1	10	74	15	0	100	89
	2000	0	1	8	73	18	0	100	91
	2001	0	1	8	70	21	0	100	91
Physical processes/Prosesau ffisegol	1996	0	2	17	74	7	0	100	81
	1997	0	1	15	75	9	0	100	84
	1998	0	1	13	75	11	0	100	86
	1999	0	1	12	74	13	0	100	87
	2000	0	1	9	74	16	0	100	90
	2001	0	1	9	69	21	0	100	90

D: Excepted or disapplied under Sections 364 or 365 of the Education Act 1996.

Wedi'u heithrio neu wedi'u datgymhwyso o dan Adrannau 364 neu 365 o Ddeddf Addysg 1996.

W: Working towards level 1.

Yn gweithio tuag at lefel 1.

KEY STAGE 1 TEACHER ASSESSMENT RESULTS: 1996-2001

CANLYNIADAU ASESIADAU ATHRAWON CYFNOD ALLWEDDOL 1:1996-2001

percentage of boys and girls at each level/canran y bechgyn a'r merched ar bob lefel

		D	W	1	2	3	4	Total Cyfanswm	2+
English/Saesneg									
	1996	0	4	18	65	13	0	100	78
	1997	0	4	16	66	14	0	100	80
	1998	0	4	16	65	15	0	100	80
	1999	0	4	15	64	17	0	100	81
	2000	0	4	14	64	18	0	100	82
	2001	0	4	13	62	21	0	100	83
Speaking, Listening/Siarad a Gwrandio									
	1996	0	2	17	67	14	0	100	81
	1997	0	2	15	67	16	0	100	83
	1998	0	3	14	66	17	0	100	83
	1999	0	3	13	65	19	0	100	84
	2000	0	3	12	64	21	0	100	85
	2001	0	3	11	63	23	0	100	86
Reading/Darllen									
	1996	0	4	19	55	22	0	100	77
	1997	0	3	17	57	23	0	100	80
	1998	0	4	17	57	22	0	100	79
	1999	0	3	16	56	25	0	100	81
	2000	0	4	14	57	25	0	100	82
	2001	0	4	13	54	29	0	100	83
Writing/Ysgrifennu									
	1996	0	5	19	69	7	0	100	76
	1997	0	6	17	69	8	0	100	77
	1998	0	6	17	68	9	0	100	77
	1999	0	5	16	69	10	0	100	79
	2000	0	5	14	70	11	0	100	81
	2001	0	5	13	70	12	0	100	82
Cymraeg/Welsh									
	1996	1	2	14	65	18	0	100	83
	1997	1	1	13	68	17	0	100	85
	1998	1	1	12	66	20	0	100	86
	1999	0	1	12	66	21	0	100	87
	2000	0	1	12	66	21	0	100	87
	2001	1	2	11	62	24	0	100	86
Siarad Gwrandio a Gwyllo Speaking, Listening & Viewing									
	1996	1	2	15	65	18	0	100	83
	1997	0	2	14	67	17	0	100	84
	1998	1	1	14	65	19	0	100	84
	1999	0	2	12	66	20	0	100	86
	2000	0	1	12	67	20	0	100	87
	2001	1	2	12	62	23	0	100	85
Darllen/Reading									
	1996	1	2	20	61	16	0	100	77
	1997	1	2	18	62	17	0	100	79
	1998	1	2	16	62	19	0	100	81
	1999	1	2	16	60	21	0	100	81
	2000	0	2	16	59	23	0	100	82
	2001	1	2	17	56	24	0	100	80
Ysgrifennu/Writing									
	1996	1	4	26	63	6	0	100	69
	1997	1	3	25	64	7	0	100	71
	1998	1	3	23	65	8	0	100	73
	1999	1	3	20	66	10	0	100	76
	2000	0	3	22	66	9	0	100	75
	2001	1	3	21	64	11	0	100	75

D: Excepted or disapplied under Sections 364 or 365 of the Education Act 1996.

Wedi'u heithrio neu wedi'u datgymhwysu o dan Adranau 364 neu 365 o Ddeddf Addysg 1996.

W: Working towards level 1.

Yn gweithio tuag at lefel 1.

KEY STAGE 1 TEACHER ASSESSMENT RESULTS: 1996-2001

CANLYNIADAU ASESIADAU ATHRAWON CYFNOD ALLWEDDOL 1:1996-2001

percentage of boys and girls at each level/canran y bechgyn a'r merched ar bob lefel

		D	W	1	2	3	4	Total Cyfanswm	2+
Mathematics/Mathemateg	1996	0	2	16	70	12	0	100	82
	1997	0	2	15	69	14	0	100	83
	1998	0	2	14	68	16	0	100	84
	1999	0	2	12	66	20	0	100	86
	2000	0	2	10	65	23	0	100	88
	2001	0	2	9	60	29	0	100	89
Using and applying mathematics Defnyddio a chymhwyso mathemateg	1996	0	3	21	67	9	0	100	76
	1997	0	3	19	68	10	0	100	78
	1998	0	3	18	67	12	0	100	79
	1999	0	3	17	66	14	0	100	80
	2000	0	3	14	65	18	0	100	83
	2001	0	3	13	62	22	0	100	84
Number & Algebra/Rhif ac Algebra	1996	0	2	17	70	11	0	100	81
	1997	0	2	15	69	14	0	100	83
	1998	0	2	14	69	15	0	100	84
	1999	0	2	13	66	19	0	100	85
	2000	0	2	11	65	22	0	100	87
	2001	1	2	9	60	28	0	100	88
Shape, space and measures Siâp, gofod a mesuriadau	1996	0	3	19	69	9	0	100	78
	1997	0	2	16	70	12	0	100	82
	1998	0	2	15	70	13	0	100	83
	1999	0	2	14	68	16	0	100	84
	2000	0	2	11	67	20	0	100	87
	2001	0	2	10	62	26	0	100	88
Science/Gwyddoniaeth	1996	0	2	15	74	9	0	100	83
	1997	0	2	14	74	10	0	100	84
	1998	0	2	13	73	12	0	100	85
	1999	0	2	12	71	15	0	100	86
	2000	0	2	11	70	17	0	100	87
	2001	0	2	13	67	18	0	100	85
Experimental & investigative science Gwyddoniaeth arbrofol ac ymchwiliol	1996	0	2	20	70	8	0	100	78
	1997	0	2	18	71	9	0	100	80
	1998	0	2	16	71	11	0	100	82
	1999	1	2	15	69	13	0	100	82
	2000	0	2	14	69	15	0	100	84
	2001	0	2	10	67	21	0	100	88
Life processes and living things Prosesau bywyd a phethau byw	1996	0	1	11	75	13	0	100	88
	1997	0	1	11	74	14	0	100	88
	1998	0	2	10	73	15	0	100	88
	1999	0	1	10	71	18	0	100	89
	2000	0	1	9	70	20	0	100	90
	2001	0	1	8	66	25	0	100	91
Materials and their properties Defnyddiau a'u priodweddau	1996	0	2	13	76	9	0	100	85
	1997	0	2	12	76	10	0	100	86
	1998	0	2	11	74	13	0	100	87
	1999	0	2	11	72	15	0	100	87
	2000	0	2	9	71	18	0	100	89
	2001	0	2	9	68	21	0	100	89
Physical processes/Prosesau ffisegol	1996	0	2	18	72	8	0	100	80
	1997	0	2	16	73	9	0	100	82
	1998	0	2	15	72	11	0	100	83
	1999	0	2	13	71	14	0	100	85
	2000	0	2	11	71	16	0	100	87
	2001	0	2	10	67	21	0	100	88

D: Excepted or disapplied under Sections 364 or 365 of the Education Act 1996.
Wedi'u heithrio neu wedi'u datgymhwyso o dan Adrannau 364 neu 365 o Ddeddf Addysg 1996.

W: Working towards level 1.
Yn gweithio tuag at lefel 1.

