



**Cynulliad Cenedlaethol Cymru
The National Assembly for Wales**

**National Curriculum Assessments Results in Wales:
Key Stage 3**

**Canlyniadau Aseidiadau'r Cwricwlwm Cenedlaethol yng Nghymru:
Cyfnod Allweddol 3**

2001

CONTENTS

CYNNWYS

	page tudalen
INTRODUCTION	4-9
Section 1: Subject Summaries	
English	13
Welsh	14
Mathematics	15
Science	16
Core Subject Indicator	17-19
Summary Table	20
Section 2: LEA Summaries	
Anglesey	22
Gwynedd	23
Conwy	24
Denbighshire	25
Flintshire	26
Wrexham	27
Powys	28
Ceredigion	29
Pembrokeshire	30
Carmarthenshire	31
Swansea	32
Neath Port Talbot	33
Bridgend	34
The Vale of Glamorgan	35
Rhondda, Cynon, Taff	36
Merthyr Tydfil	37
Caerphilly	38
Blaenau Gwent	39
Torfaen	40
Monmouthshire	41
Newport	42
Cardiff	43
Section 3: Performance Bands	
Teacher Assessments/Tests	48
English	49
Welsh	50
Mathematics	51
Science	52
Core Subject Indicator	53
Section 4: Annual Summaries	
2001 Results for Wales	57
Suggested reporting formats	58-59
Annual Results	60-62

CYFLWYNIAD

Adran 1: Crynodebau o'r Pynciau

Saesneg
Cymraeg
Mathemateg
Gwyddoniaeth
Dangosydd Pynciau Craidd
Tabl Crynodeb

Adran 2: Crynodebau AALI

Ynys Môn
Gwynedd
Conwy
Sir Ddinbych
Sir y Fflint
Wrecsam
Powys
Ceredigion
Sir Benfro
Sir Gaerfyrddin
Abertawe
Castell-nedd Port Talbot
Pen-y-bont ar Ogwr
Bro Morgannwg
Rhondda, Cynon, Taf
Merthyr Tudful
Caerffili
Blaenau Gwent
Tor-faen
Sir Fynwy
Casnewydd
Caerdydd

Adran 3: Bandiau Perfformiad

Asesiadau Athrawon/Profion
Saesneg
Cymraeg
Mathemateg
Gwyddoniaeth
Dangosydd Pynciau Craidd

Adran 4: Crynodebau Blynyddol

Canlyniadau Cymru ar gyfer 2001
Fformatau a awgrymir ar gyfer adrodd y canlyniadau
Canlyniadau blynyddol

Introduction

1. This booklet presents for Wales and each local education authority the 2001 results of 14-year-olds taught to National Curriculum standards. The aggregate data were derived from the results of the statutory assessments of English, Welsh (first language), mathematics and science administered by schools during the 2001 Summer Term. They comprise the results of both the Teacher Assessment and the National Curriculum Tests and Tasks as derived from the marksheets and OMR forms returned by schools to the WJEC. The marksheets and scripts were returned to schools for checking and also for further use by subject teachers in reviewing individual strengths and weaknesses.

2 The calculated school-level and individual pupil-level results were fed back to schools as a further validation exercise before the final data were provided to the National Assembly for inclusion in this booklet.

3. In total the results represent around 98 per cent of eligible pupils at the end of Key Stage 3 the vast majority of whom were aged 14, although some may have been older or younger. Pupils with Special Educational Needs following the National Curriculum and able to benefit from assessment were included. Independent schools were encouraged to participate on a voluntary basis - where they chose to do so, their results were included in the all-Wales figures. Of maintained schools with eligible pupils, 98 per cent participated.

4. Some headteachers used their discretionary powers to except particular pupils from the assessment arrangements. These exceptions were relatively small in number and comprised, in the main, those pupils with particular learning difficulties.

Basis of Assessment

5. Teacher Assessments: Teacher Assessment: Teachers were required to use their professional judgement to determine the level of attainment on the basis of overall classroom performance throughout the key stage, taking into account a pupil's individual strengths and weaknesses. Teacher Assessment levels were determined for each of English or Welsh (first language), mathematics and science.

6. NC Tests and Tasks: NC Tests and Tasks: The majority of pupils at the end of Key Stage 3 sat timed written Tests which focused on the key aspects of study within each individual National Curriculum core subject (English, Welsh (first language), mathematics and science). For the 2001 tests particular emphasis was given to literacy and numeracy skills as well as to the basic understanding of science. In English, mathematics and science Tests were used to assess levels 3 to 7. The test papers for English covered the full range of levels; in Welsh (first language) the Reading and Writing Tests covered levels 3-7 whilst the Oracy and (oral response to) Reading tests were tiered to cover levels 3-4 and 5-7; the papers for mathematics were tiered to cover levels 3-5, 4-6 and 5-7; while the tiers for science covered 3-6 and 5-7.

7. The Tests were marked by external markers under contract to the Welsh Joint Education Committee (WJEC) and supervised by ACCAC. All the Tests and Tasks administered in Wales are developed under the control of ACCAC, and the balance of marks reflect the structure of the National Curriculum.

8. The general expectation is that the majority of 14-year-olds will attain in level 5 in each individual subject.

Cyflwyniad

1. Mae'r llyfryn hwn yn cyflwyno canlyniadau disgyblion 14 oed a addysgwyd yn ôl safonau'r Cwricwlwm Cenedlaethol ar sail Cymru gyfan ac ar sail pob ardal awdurdod lleol. Mae'r data agrededig wedi'i godi o ganlyniadau'r asesiadau statudol ar gyfer Cymraeg (iaith gyntaf), Saesneg, mathemateg a gwyddoniaeth a weinyddwyd gan yr ysgolion yn ystod Tymor yr Haf 2001. Maent yn cynnwys canlyniadau Asesiadau'r Athrawon a Phrofion a Thasgau'r Cwricwlwm Cenedlaethol a godwyd o'r taflenni marciau a ffurflenni DMO a anfonwyd gan yr ysgolion at CBAC. Anfonwyd y taflenni marciau a'r sgriptiau at yr ysgolion i'w harchwilio, a hefyd at ddefnydd pellach yr athrawon pwnc wrth adolygu cryfderau a gwendidau disgyblion unigol.

2. Anfonwyd y canlyniadau a gyfrifwyd ar lefel ysgol a disgyblion unigol yn ôl at yr ysgolion fel ymarfer dilysu cyn i'r data terfynol gael ei roi i'r Cynulliad Cenedlaethol i'w gynnwys yn y llyfryn hwn.

3. I gyd, mae'r canlyniadau'n cynrychioli rhyw 98 y cant o'r disgyblion cymwys ar ddiwedd Cyfnod Allweddol 3, gyda'r mwyafrif helaeth ohonynt yn 14 oed, er ei bod yn bosibl fod rhai ohonynt wedi bod yn hŷn neu'n iau. Cynhwyswyd disgyblion ag Anghenion Addysgol Arbennig a oedd yn dilyn y Cwricwlwm Cenedlaethol ac a allai fanteisio ar yr asesiad. Anogwyd ysgolion annibynnol i gymryd rhan ar sail wirfoddol - lle bu iddynt ddewis gwneud hynny, cynhwyswyd eu canlyniadau yn y ffigurau ar gyfer Cymru gyfan. O'r ysgolion a gynhelir a oedd â disgyblion cymwys, cymerodd 98 y cant ran.

4. Defnyddiodd rhai penaethiaid eu pwerau disgrisiynol i hepgor disgyblion penodol o'r trefniadau asesu. Cymharol fach oedd nifer yr eithriadau hyn, sef yn bennaf y disgyblion hynny ag anawsterau dysgu penodol.

Sail yr Asesiad

5. **Asesiadau Athrawon:** Asesiadau Athrawon: Yr oedd yn ofynnol i athrawon ddefnyddio'u barn broffesiynol i benderfynu'r lefel gyrhaeddiad ar sail y perfformiad cyffredinol yn y dosbarth trwy gydol y cyfnod allweddol, gan gymryd i ystyriaeth gryfderau a gwendidau unigol y disgybl. Pennwyd lefelau Asesiadau Athrawon ar gyfer Cymraeg (iaith gyntaf), Saesneg, mathemateg a gwyddoniaeth.

6. **Tasgau a Phrofion y CC:** Tasgau a Phrofion y CC: Ar ddiwedd Cyfnod Allweddol 3, cymerodd y mwyafrif o'r disgyblion Brofion ysgrifenedig wedi'u hamseru yn canolbwyntio ar agweddau allweddol o astudiaeth o fewn pob un o bynciau craidd unigol y Cwricwlwm Cenedlaethol (Cymraeg (iaith gyntaf), Saesneg, mathemateg a gwyddoniaeth). Ym Mhrofion 2001, rhoddwyd pwyslais penodol ar fedrau llythrennedd a rhifedd yn ogystal ag ar y ddealltwriaeth sylfaenol o wyddoniaeth. Mewn Cymraeg (fel iaith gyntaf), roedd y Profion Darllen ac Ysgrifennu yn asesu lefelau 3-7 tra bo'r Tasgau Llafaredd a'r (ymateb llafar) i'r tasgau Darllen wedi'u hanelu at lefelau 3-4 a 5-7. Defnyddiwyd Profion i asesu lefelau 3 i 7 yn Saesneg, mathemateg a gwyddoniaeth. Roedd y Prawf Saesneg yn rhychwantu pob lefel; anelwyd y papurau mathemateg at lefelau 3-5, 4-6 a 5-7; tra'r anelwyd y papurau gwyddoniaeth at lefelau 3-6 a 5-7.

7. Marciwyd y Profion gan farcwr allanol o dan gontract i Gyd-bwyllgor Addysg Cymru (CBAC) ac fe'u goruchwyliwyd gan ACCAC. Datblygir yr holl Brofion a Thasgau a weinyddir yng Nghymru o dan reolaeth ACCAC, ac mae cydbwysedd y marciau yn adlewyrchu strwythur y Cwricwlwm Cenedlaethol.

8. Y disgwyliad cyffredinol yw y bydd y mwyafrif o ddisgyblion 14 oed yn cyrraedd lefel 5 yn mhob pwnc unigol.

Access to Information

9. Schools are required to report the results of the NC Tests/Tasks to parents. For comparative purposes, it is also a requirement that reports include aggregate results for the school, together with the national (all-Wales) results. The tables on pages 58 and 59 provide a suggested format which schools may adapt as part of their reporting procedures in 2002. Schools are not required to include the Core Subject Indicator in reports to parents.

10. A similar range of information is required to be included in each school's prospectus and governors' annual report. The suggested formats on pages 58 and 59, with the inclusion of the Core Subject Indicator information, may be adapted to meet these requirements.

Note: *The suggested formats are based on the schools results for 2002 and the national results for 2001.*

Content of Booklet

11.. This booklet comprises four sections.

Subject Summaries: Subject Summaries: This section displays in bar charts, the percentage of pupils in Wales and each local authority area attaining at least level 5:

- in English, Welsh (first language), mathematics and science as determined by Teacher Assessment and NC Tests/Tasks; and
- in the Core Subject Indicator, as determined by Teacher Assessment and NC Tests/Tasks, showing separately the performance of boys and girls.

Authority Summaries: This section presents a full summary of results for each local authority area. The summary shows separately, where appropriate, the results for each subject as derived from both Teacher Assessment and the NC Tests and Tasks for boys, girls and all pupils. The local authority areas are listed according to their National Assembly/LEA number.

Performance Bands: This section shows the distribution of performance within the upper and lower quantities of schools in Wales. Also displayed is the median for each subject and for both Teacher Assessment and the NC Tests/Tasks. The figures are shown for all schools in Wales and separately for all schools with more than 5 pupils eligible for assessment.

This section also contains charts which show the distribution of schools across each subject measured by the percentage attaining level 5 or above, as determined by both Teacher Assessment and the NC Tests/Tasks.

Annual Summaries: This section displays: a full set of results for Wales; suggested formats for reporting the school and national results to parents and for inclusion in prospectuses and governors' annual reports; the 1996, 1997, 1998, 1999, 2000 and 2001 results for Wales.

Cael Gwybodaeth

9. Mae'n ofynnol i ysgolion adrodd canlyniadau Tasgau/Profion y CC wrth rieni. At ddibenion cymharu, mae hefyd yn ofynnol i'r adroddiadau gynnwys canlyniadau agregedig yr ysgol, ynghyd â'r canlyniadau cenedlaethol (Cymru gyfan). Mae'r tablau ar dudalennau 58 a 59 yn darparu fformat awgrymedig y gall yr ysgolion ei addasu fel rhan o'u gweithdrefnau adrodd yn 2002. Nid yw'n ofynnol i'r ysgolion gynnwys y Dangosydd Pynciau Craidd yn eu hadroddiadau i rieni.

10. Mae'n ofynnol cynnwys ystod debyg o wybodaeth yn llawlyfr ac adroddiad blynyddol llywodraethwyr pob ysgol. Gellir addasu'r fformatau a awgrymir ar dudalennau 58 a 59, a chynnwys y Dangosydd Pynciau Craidd, i fodloni'r gofynion hyn.

Noder: Seilir y fformatau a awgrymir ar adrodd canlyniadau'r ysgol ar gyfer 2002 a'r canlyniadau cenedlaethol ar gyfer 2001.

Cynnwys y Llyfryn

11. Pedair adran sydd i'r llyfryn hwn.

Crynodebau o'r Pynciau: Mae'r adran hon yn dangos, ar ffurf siartiau bar, ganran y disgyblion yng Nghymru ac ym mhob ardal awdurdod lleol a gyrhaeddodd o leiaf lefel 5:

- yn Gymraeg (iaith gyntaf), Saesneg, mathemateg a gwyddoniaeth, fel y pennwyd drwy Dasgau/Profion y CC ac Aseidiadau Athrawon; ac
- yn y Dangosydd Pynciau Craidd, fel y pennwyd drwy Dasgau/Profion y CC ac Aseidiadau'r Athrawon, gan ddangos ar wahân y perfformiad ar gyfer bechgyn a merched.

Crynodebau ALL: Mae'r adran hon yn cyflwyno crynodeb cyflawn o ganlyniadau pob ardal awdurdod lleol. Mae'r crynodeb yn dangos ar wahân, lle bo'n briodol, y canlyniadau ar gyfer pob pwnc o'r Aseidiadau Athrawon a Phroffion a Thasgau'r CC ar gyfer bechgyn, merched a'r holl ddisgyblion. Rhestrir ardaloedd yr awdurdod lleol yn ôl rhif y Cynulliad Cenedlaethol/ALL.

Bandiau Perfformiad: Mae'r adran hon yn dangos dosbarthiad y perfformiad o fewn chwartelau uchaf ac isaf yr ysgolion yng Nghymru. Maen't hefyd yn dangos y canòrif ar gyfer pob pwnc ac ar gyfer yr Aseiad Athrawon a Phroffion/Tasg y CC ill dall. Nodir y ffigurau ar gyfer yr holl ysgolion sydd yng Nghymru ac ar wahân ar gyfer yr holl ysgolion sydd â thros 5 o ddisgyblion yn gymwys i gael eu hasesu

Mae'r adran hon hefyd yn cynnwys siartiau sy'n dangos dosbarthiad yr ysgolion ar draws pob pwnc, a fesurir gan y canran yn cyrraeddlefel 5 neu'n uwch, fel y'r nodwyd drwy'r Aseiad Athrawon a Phroffion/Tasgau y CC.

Crynodebau Blynyddol: Mae'r adran hon yn dangos: cyfres gyflawn o ganlyniadau ar gyfer Cymru; fformatau a awgrymir ar gyfer adrodd canlyniadau'r ysgol a chanlyniadau cenedlaethol i rieni ac i'w cynnwys yn llawlyfrau ac adroddiadau blynyddol y llywodraethwyr; canlyniadau 1996, 1997, 1998, 1999, 2000 a 2001 ar gyfer Cymru.

Also available from the National Assembly for Wales:

National Curriculum Assessment Results in Wales: 1995 and 1996 - Primary Schools
National Curriculum Assessment Results in Wales: 1995 and 1996 - Secondary Schools
National Curriculum Assessment Results in Wales: Key Stage 1 for 1997 to 2001
National Curriculum Assessment Results in Wales: Key Stage 2 for 1997 to 2001
National Curriculum Assessment Results in Wales: (Non Core Subjects) Key Stage 3 for 2001

Benchmark Information for Key Stage 1 – 1997 to 2001
Benchmark Information for Key Stage 2 – 1997 to 2001
Benchmark Information for Key Stages 3 & 4 – 1997 to 2001

Secondary School Performance Information Booklets (for each LEA area) for 1993, 1994 and 1995
Secondary School Performance Information Booklets (grouped LEAs) for 1996 to 2000
Secondary School Performance Information Digests (for each LEA area) 1998 to 2000
GCSE/GNVQ results in Wales: 1997 to 2001
A/AS Level & GNVQ results in Wales: 2001

Further copies of this booklet and those listed above may be obtained from:

**Standards and Performance Division 4
National Assembly Training and Education Department
Cathays Park
CARDIFF CF10 3NQ**

**☎ (029) 2082 6010
Fax (029) 2082 6016**

e-mail - education.training@wales.gsi.gov.uk
or visit the National Assembly for Wales website. www.learning.wales.gov.uk

Hefyd ar gael gan Gynulliad Cenedlaethol Cymru:


Canlyniadau Asesiadau'r Cwricwlwm Cenedlaethol yng Nghymru: 1995 a 1996 - Ysgolion Cynradd
Canlyniadau Asesiadau'r Cwricwlwm Cenedlaethol yng Nghymru: 1995 a 1996 - Ysgolion Uwchradd
Canlyniadau Asesiadau'r Cwricwlwm Cenedlaethol yng Nghymru: Cyfnod Allweddol 1 ar gyfer 1997 i 2001
Canlyniadau Asesiadau'r Cwricwlwm Cenedlaethol yng Nghymru: Cyfnod Allweddol 2 ar gyfer 1997 i 2001
Canlyniadau Asesiadau'r Cwricwlwm Cenedlaethol yng Nghymru: (Pynciau Di-Graidd) Cyfnod Allweddol 3 ar gyfer 2001

Gwybodaeth Feincnodi ar gyfer Cyfnod Allweddol 1 – 1997 i 2001
Gwybodaeth Feincnodi ar gyfer Cyfnod Allweddol 2 – 1997 i 2001
Gwybodaeth Feincnodi ar gyfer Cyfnodau Allweddol 3 a 4 - 1997 i 2001

Llyfrynau Gwybodaeth Perfformiad Ysgolion Uwchradd (ar gyfer pob ardal AALI) ar gyfer 1993 i 1995
Llyfrynau Gwybodaeth Perfformiad Ysgolion Uwchradd (ar gyfer grwpiau o AALI'au) ar gyfer 1996 i 2000
Crynodebau Gwybodaeth Perfformiad Ysgolion Uwchradd (ar gyfer pob ardal AALI) - 1998 i 2001
Canlyniadau TGAU/CGCC yng Nghymru : 1997 i 2001
Canlyniadau Safon U/UG a GNVQ yng Nghymru 2001

Gelli'r cael copïau pellach o'r llyfryn hwn a'r rhai a restrwyd uchod, oddi wrth:

Adran Safonau a Perfformiad Ysgolion 4
Adran Addysg a Hyfforddiant Cynulliad Cenedlaethol Cymru
Parc Cathays
CAERDYDD CF10 3NQ

 (029) 2082 6010
Ffacs(029) 2082 6016

e-bost: education.training@wales.gsi.gov.uk
neu gweler gwefan Cynulliad Cenedlaethol Cymru www.dysgu.cymru.gov.uk

2001

Subject Summaries Crynodebau o'r Pynciau

section
adran

1

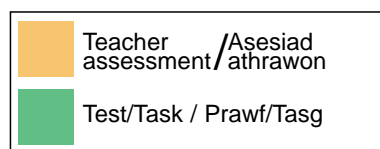
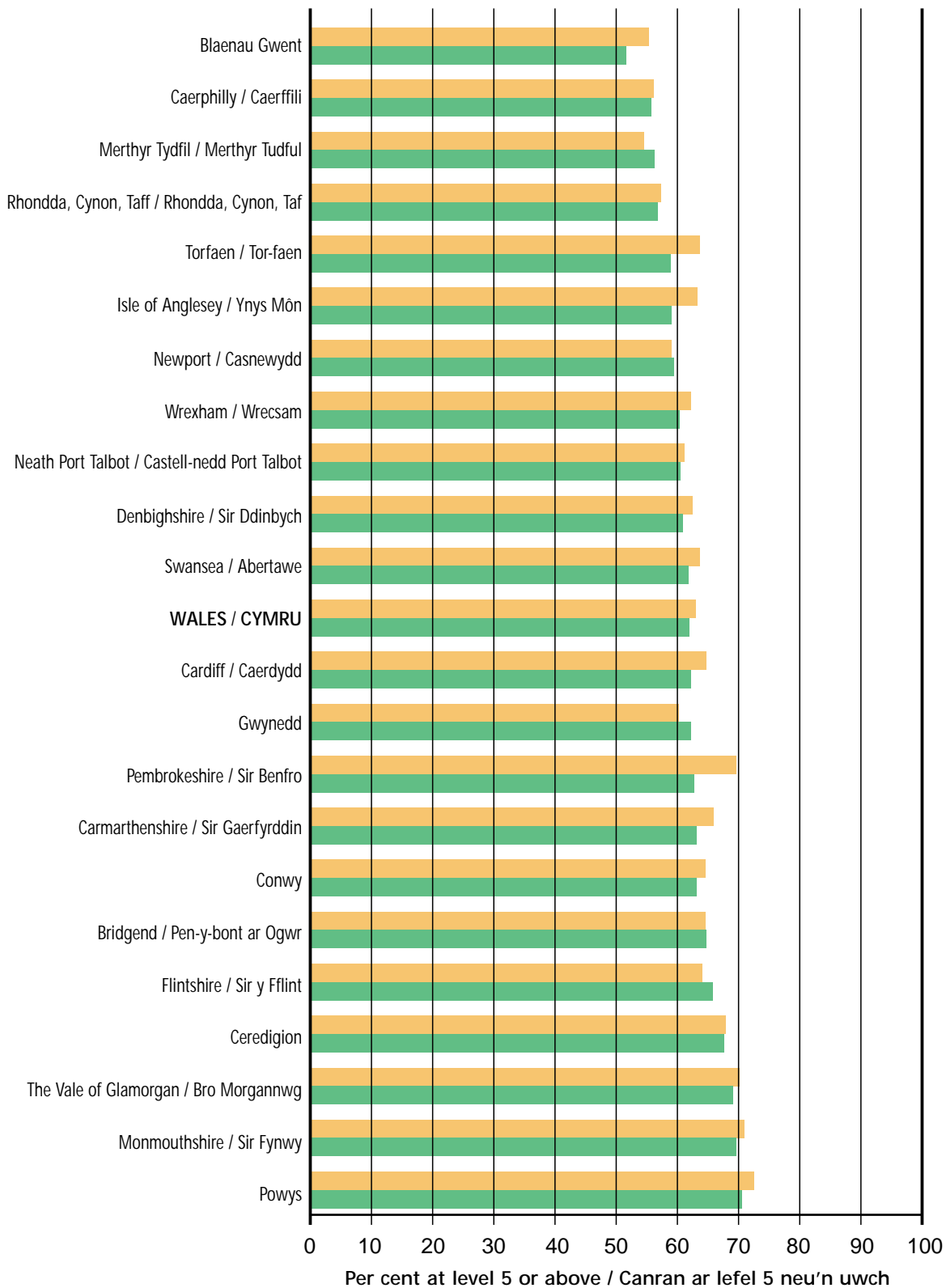
National Curriculum Assessment Results In Wales: 2001

Canlyniadau Aseidiadau'r Cwricwlwm Cenedlaethol Yng Nghymru: 2001



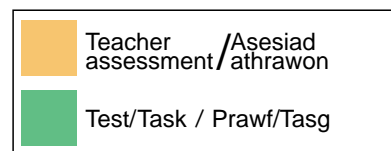
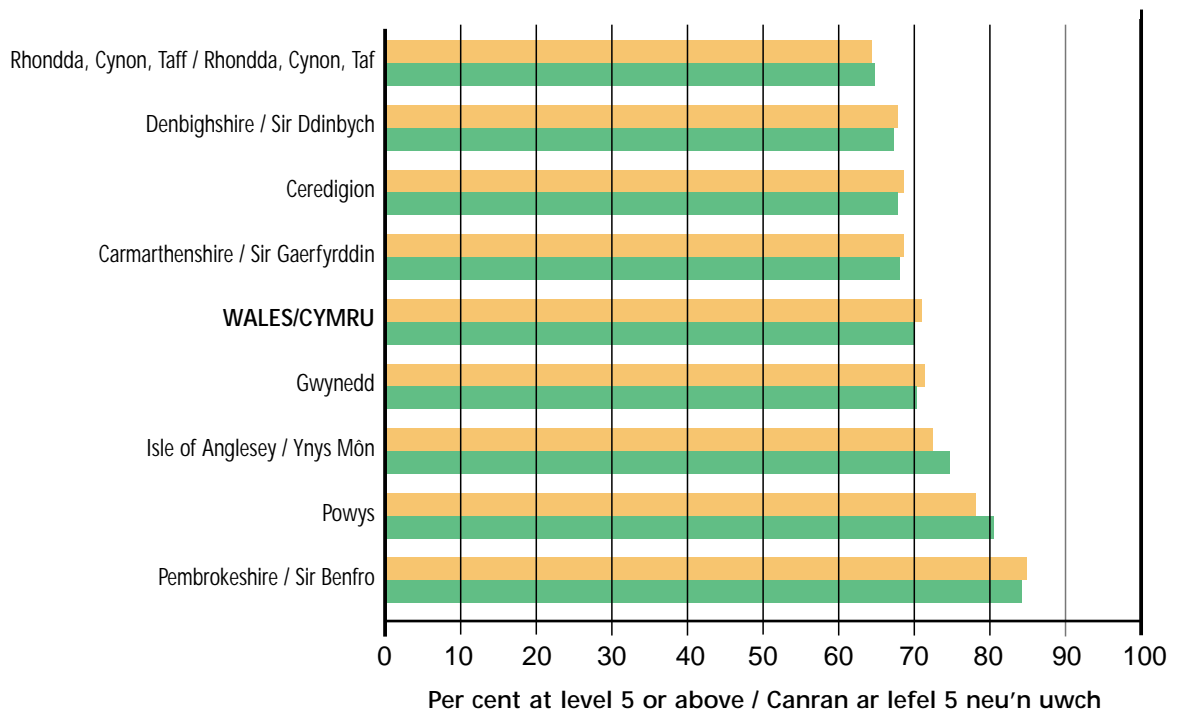
Local Authority Analysis - Dadansoddiad yr Awdurdodau Lleol

English/Saesneg



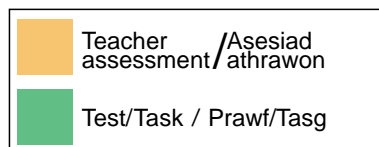
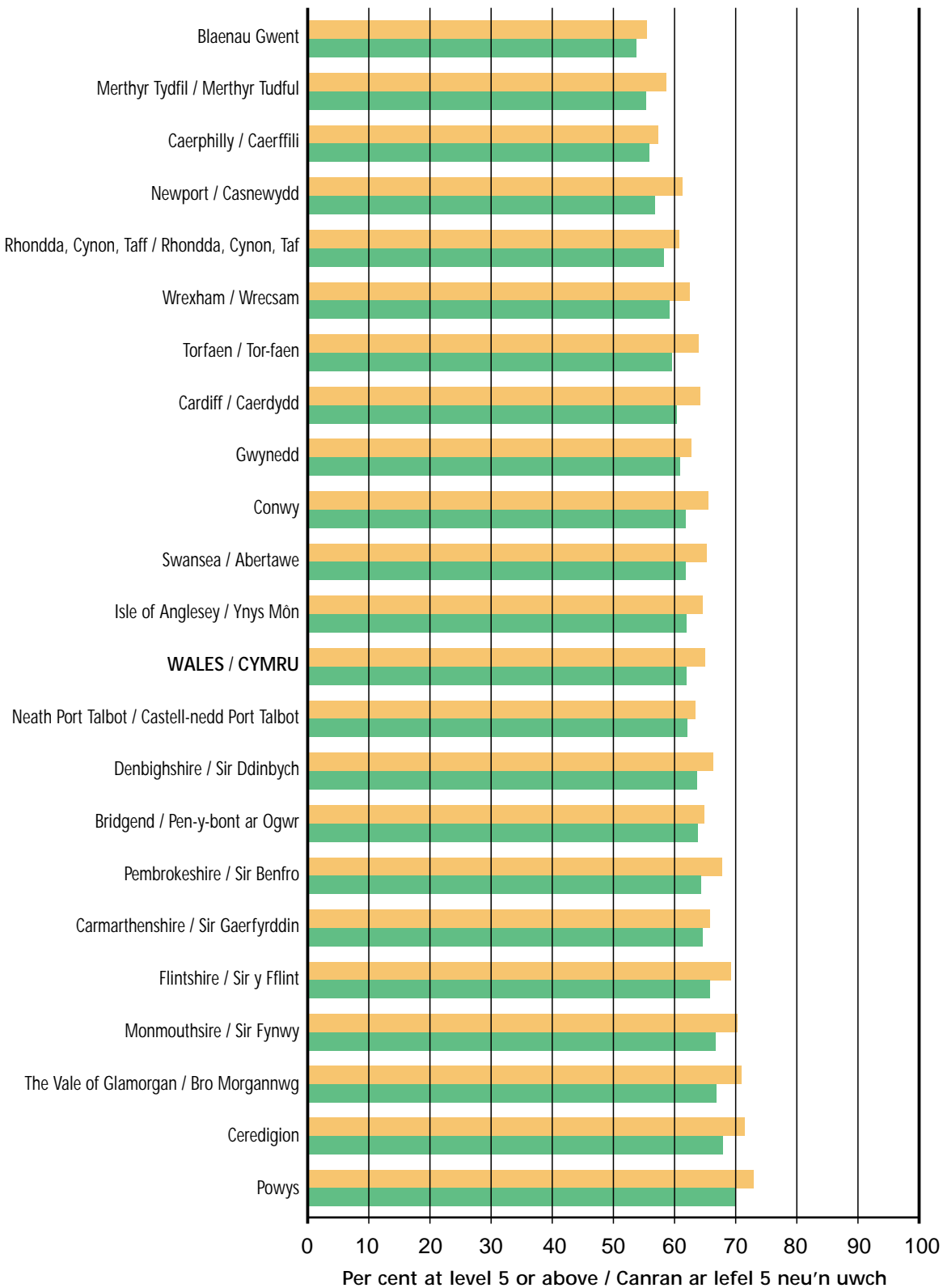
Local Authority Analysis - Dadansoddiad yr Awdurdodau Lleol

Welsh/Cymraeg



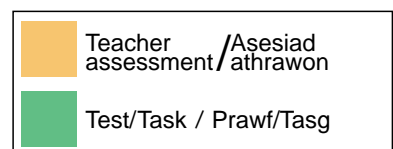
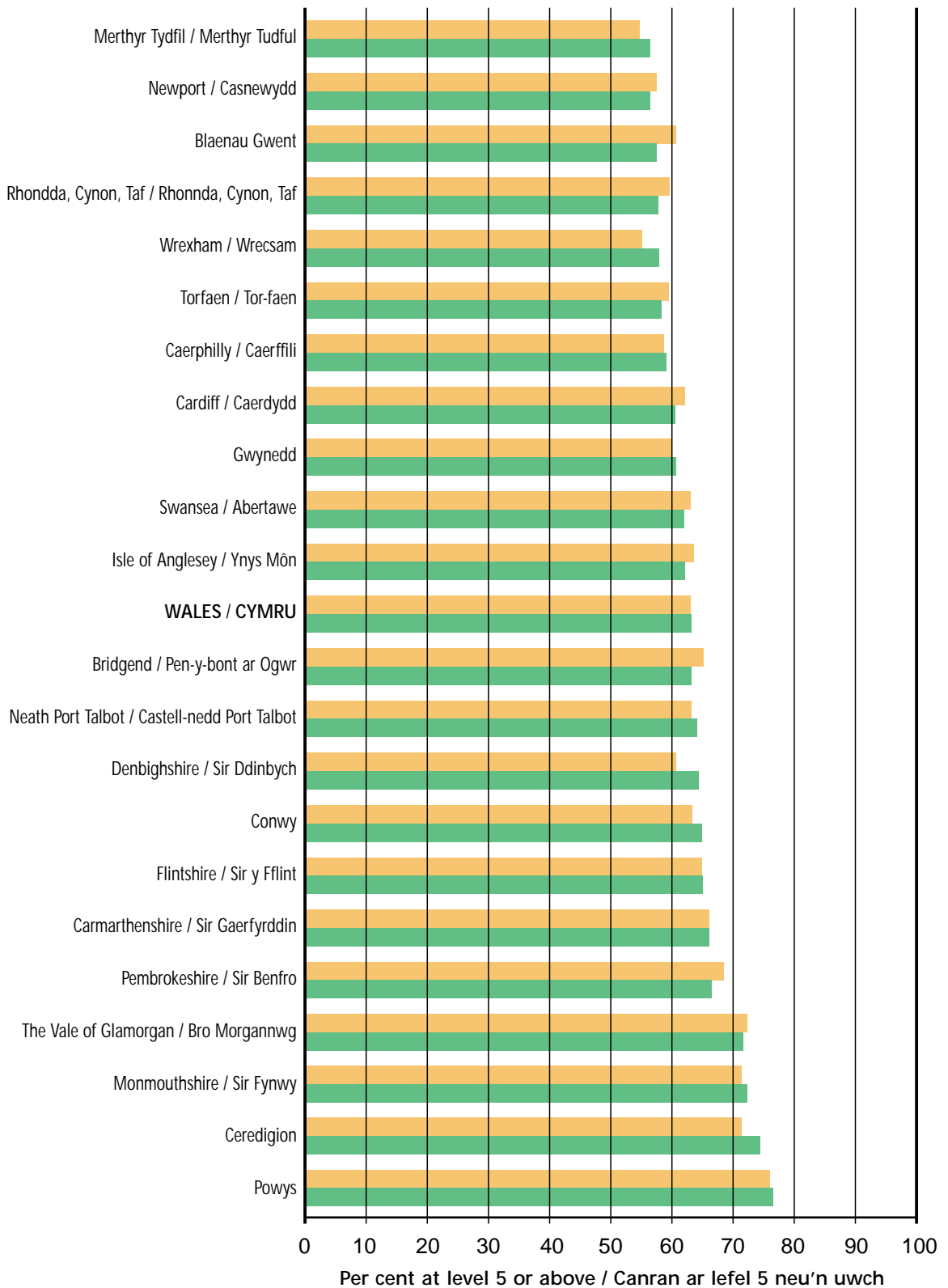
Local Authority Analysis - Dadansoddiad yr Awdurdodau Lleol

Mathematics/Mathemateg



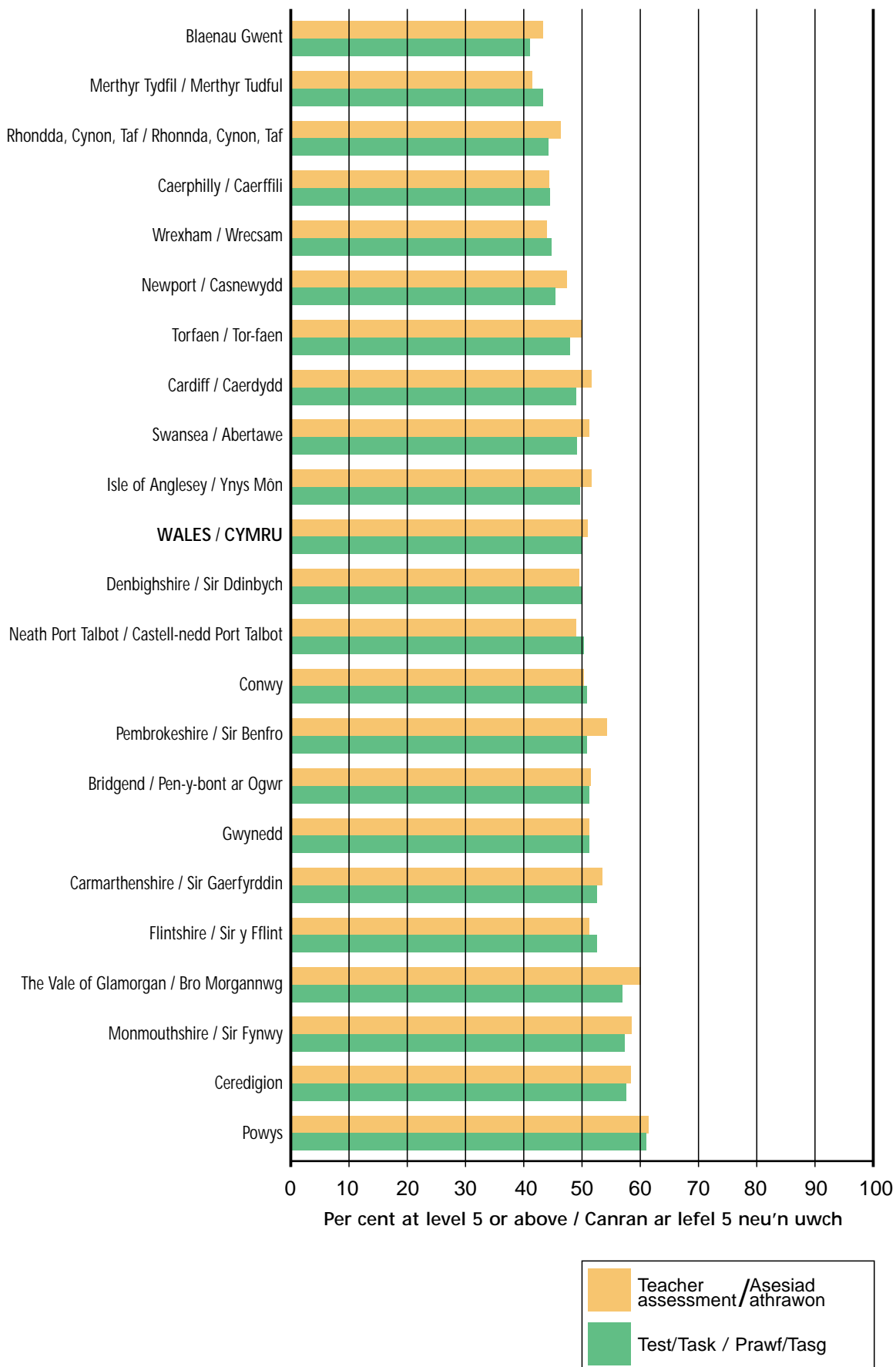
Local Authority Analysis - Dadansoddiad yr Awdurdodau Lleol

Science/Gwyddoniaeth



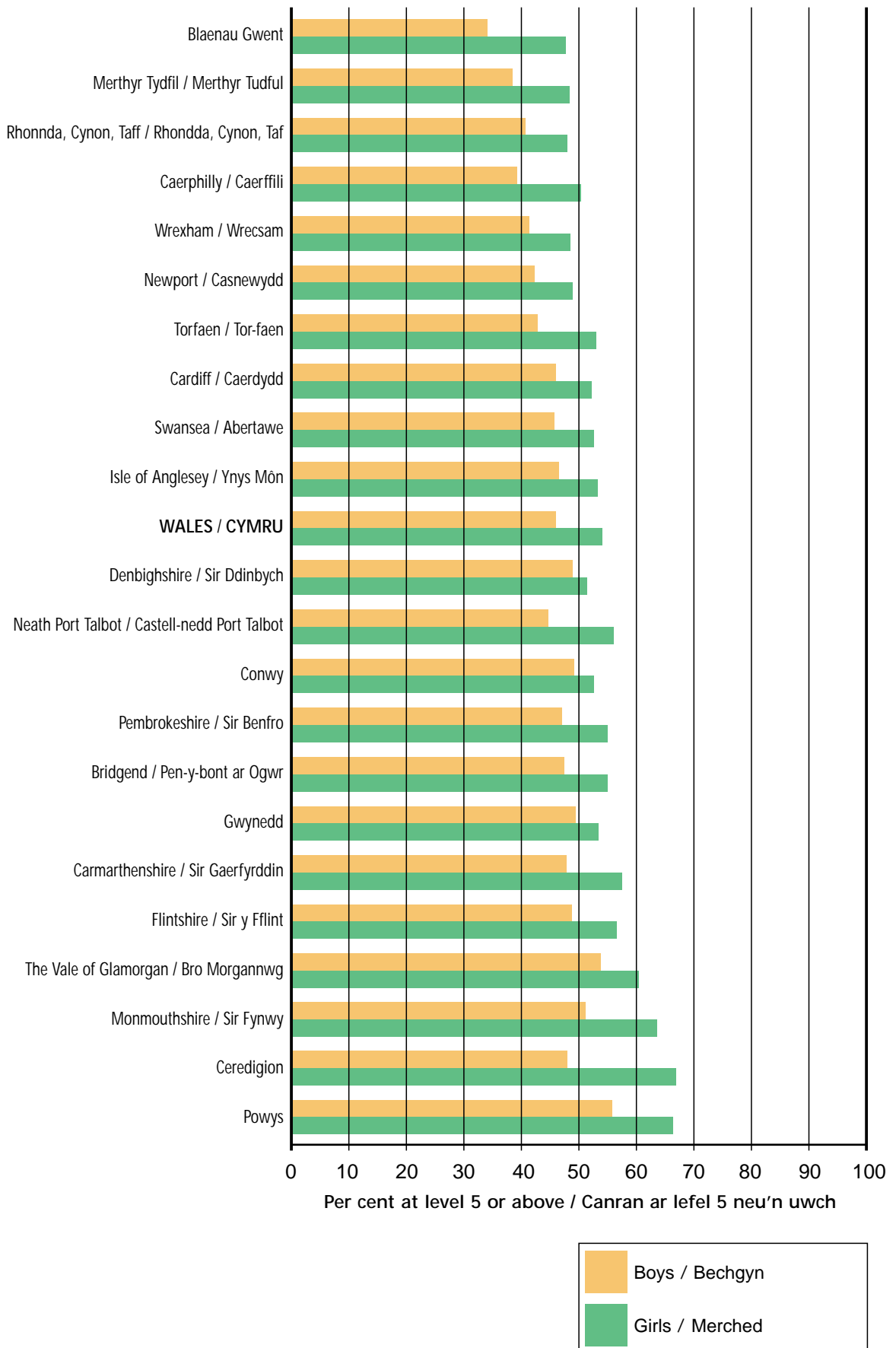
Local Authority Analysis - Dadansoddiad yr Awdurdodau Lleol

Core Subject Indicator / Dangosydd Pynciau Craidd



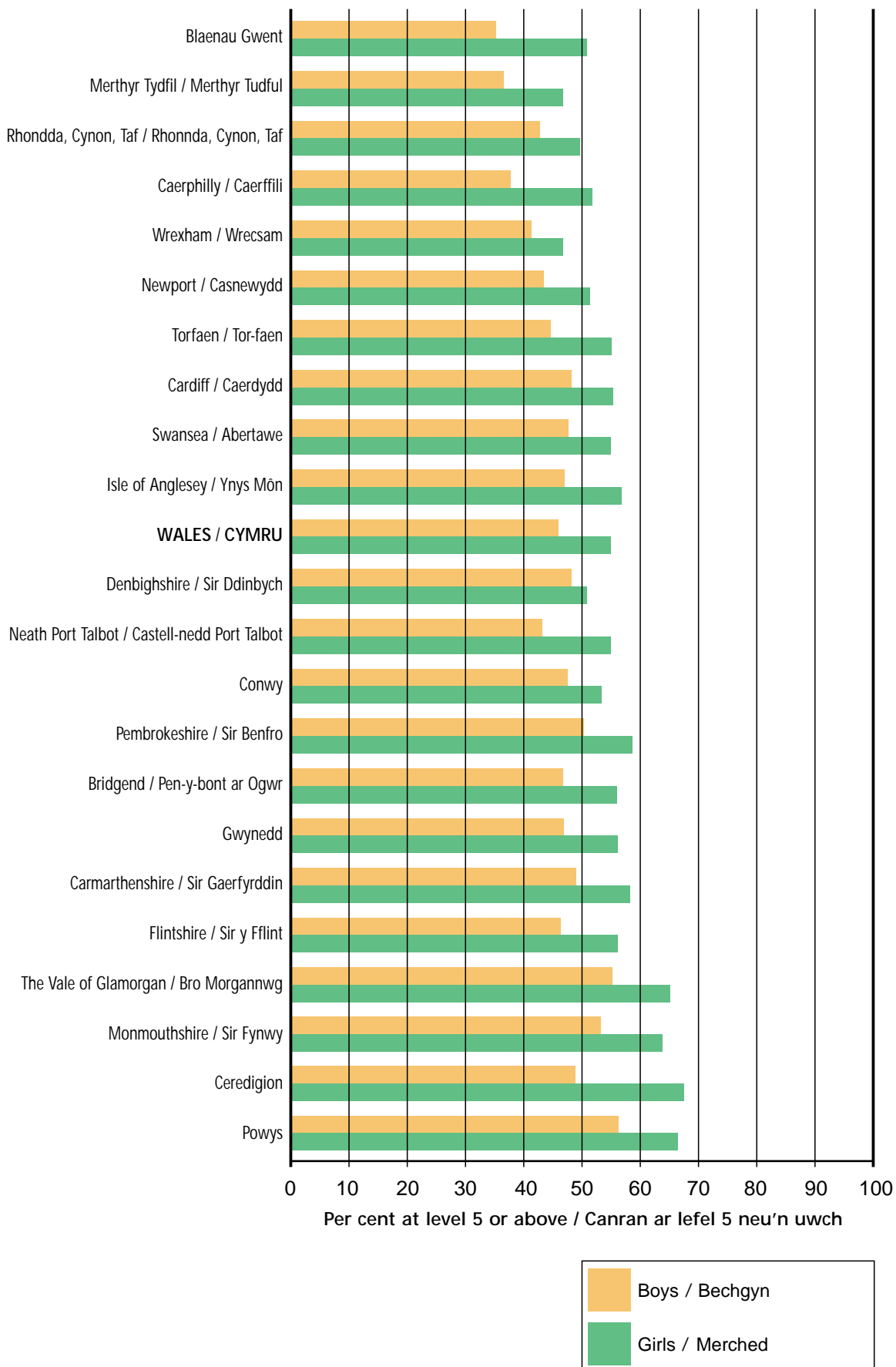
Local Authority Analysis - Dadansoddiad yr Awdurdodau Lleol

Core Subject Indicator / Dangosydd Pynciau Craidd Teacher Assessment/Aseidiadau Athrawon



Local Authority Analysis - Dadansoddiad yr Awdurdodau Lleol

Core Subject Indicator / Dangosydd Pynciau Craidd Tests/Profion



Local Authority: Summary Table / Awdurdod Lleol: Tabl Crynodeb

percentage at level 5 or above/canran ar lefel 5 neu'n uwch

Maintained schools in: Ysgolion a gynhelir yn:	English Saesneg		Welsh Cymraeg		Mathematics Mathemateg		Science Gwyddoniaeth		Core Subject Indicator/Dangosydd Pynciau Craidd					
	TA/ AA	T/T P/T	TA/AA	T/T P/T	TA/AA	T/T P/T	TA/AA	T/T P/T	All pupils Pob disgybl	Boys Bechgyn	Girls Merched	All pupils Pob disgybl	Boys Bechgyn	Girls Merched
Isle of Anglesey/Ynys Môn	63.3	59.1	74.6	72.4	64.6	62.0	63.6	62.1	51.6	47.0	56.8	49.7	47	53.2
Gwynedd	60.2	62.2	70.3	71.3	62.8	60.9	59.9	60.7	51.3	46.9	56.2	51.3	49	53.4
Conwy	64.6	63.2	*	*	65.6	61.9	63.3	64.9	50.3	47.5	53.4	50.8	49	52.6
Denbighshire/Sir Ddinbych	62.5	60.9	67.3	67.8	66.3	63.7	60.7	64.4	49.5	48.2	50.8	50.1	49	51.4
Flintshire/Sir y Fflint	64.1	65.8	*	*	69.2	65.8	64.9	65.0	51.2	46.3	56.2	52.6	49	56.5
Wrexham/Wrecsam	62.3	60.4	*	*	62.5	59.2	55.1	57.9	44.0	41.4	46.7	44.8	41	48.5
Powys	72.6	70.5	80.5	78.1	73.0	70.1	76.0	76.5	61.4	56.3	66.5	61.0	56	66.3
Ceredigion	67.9	67.7	67.8	68.6	71.5	67.9	71.3	74.4	58.4	48.9	67.5	57.6	48	66.8
Pembrokeshire/Sir Benfro	69.6	62.8	84.2	84.9	67.8	64.3	68.4	66.8	54.3	50.3	58.6	50.9	47	55.0
Carmarthenshire/Sir Gaerfyrddin	65.9	63.2	68.0	68.6	65.8	64.6	66.1	66.0	53.5	49.0	58.2	52.6	48	57.5
Swansea/Abertawe	63.7	61.9	*	*	65.3	61.9	63.4	62.0	51.2	47.7	54.9	49.1	46	52.6
Neath Port Talbot/ Castell-nedd Port Talbot	61.2	60.5	*	*	63.4	62.1	63.1	64.1	49.0	43.2	54.9	50.3	45	56.0
Bridgend/Pen-y-bont ar Ogwr	64.6	64.7	-	-	64.9	63.8	65.2	63.1	51.5	46.8	56.0	51.2	47	54.9
The Vale of Glamorgan/Bro Morgannwg	70.2	69.1	-	-	70.9	66.9	72.3	71.6	60.1	55.2	65.1	57.0	54	60.4
Rhondda, Cynon, Taff/Rhondda, Cynon, Taf	57.3	56.8	64.7	64.3	60.8	58.2	59.6	57.7	46.3	42.8	49.7	44.3	41	47.9
Merthyr Tydfil/Merthyr Tudful	54.5	56.3	-	-	58.6	55.4	54.7	56.4	41.5	36.6	46.7	43.3	38	48.4
Caerphilly/Caerffili	56.2	55.7	*	*	57.4	55.9	58.7	59.0	44.4	37.8	51.8	44.5	39	50.3
Blaenau Gwent	55.4	51.7	-	-	55.5	53.8	60.6	57.5	43.3	35.3	50.8	41.1	34	47.7
Torfaen/Tor-faen	63.7	58.9	*	*	63.9	59.6	59.5	58.2	49.9	44.6	55.1	48.0	43	53.0
Monmouthshire/Sir Fynwy	70.9	69.7	-	-	70.3	66.7	71.3	72.3	58.5	53.3	63.8	57.3	51	63.6
Newport/Casnewydd	59.1	59.5	-	-	61.9	57.2	57.5	56.4	47.4	43.4	51.4	45.5	42	48.9
Cardiff/Caerdydd	64.8	62.2	*	*	64.2	60.4	62.1	60.5	51.6	48.2	55.3	49.0	46	52.2

WALES (including independent schools)

CYMRU (gan gynnwys ysgolion annibynnol)	63	62	70	71	65	62	63	63	51	46	55	50	46	54
--	-----------	-----------	-----------	-----------	-----------	-----------	-----------	-----------	-----------	-----------	-----------	-----------	-----------	-----------

TA/AA: Teacher Assessment/Aseiad Athrawon

T/T-P/T: Test/Task - Prawf/Tasg

* Results not shown where their inclusion may make it possible to identify individual schools/Ni ddangosir canlyniadau lle byddai eu cynnwys yn golygu bod modd adnabod ysgolion unigol

- No results/Dim canlyniadau

20001

LEA Summaries Crynodebau AALI

section
adran

2

National Curriculum Assessment Results In Wales: 2001

Canlyniadau Aseidiadau'r Cwricwlwm Cenedlaethol Yng Nghymru: 2001



Isle of Anglesey / Sir Ynys Môn

Percentage of boys at each level/Canran y bechgyn ar bob lefel

	D	A	N	B	W	1	2	3	4	5	6	7	8+	Total Cyfanswm	Base/Sail	5+
English/Saesneg																
TA results Canlyniadau AA	-	-	0.4	-	0.2	0.4	2.2	14.9	27.9	36.6	11.7	5.6	-	100	460	53.9
Test/Task Prawf/Tasg	-	2.2	4.1	1.1	-	-	-	12.1	30.3	32.9	11.7	5.6	-	100	460	50.2
Welsh/Cymraeg																
TA results Canlyniadau AA	-	-	-	-	0.7	0.4	1.1	5.9	22.4	36.0	25.7	7.7	-	100	270	69.5
Test/Task Prawf/Tasg	0.7	1.5	1.8	0.4	-	-	-	5.5	22.8	35.3	23.9	8.1	-	100	270	67.3
Mathematics/Mathemateg																
TA results Canlyniadau AA	0.2	-	-	-	-	0.7	0.7	12.8	22.1	26.9	23.0	13.7	-	100	460	63.6
Test/Task Prawf/Tasg	0.2	5.0	1.5	0.7	-	-	-	6.5	23.9	25.2	24.3	12.8	-	100	460	62.3
Science/Gwyddoniaeth																
TA results Canlyniadau AA	-	0.2	-	-	0.2	0.7	1.3	10.6	25.6	32.5	21.0	7.8	-	100	460	61.4
Test/Task Prawf/Tasg	0.2	3.3	1.3	0.9	-	-	-	8.9	23.6	30.6	22.6	8.7	-	100	460	61.8

Percentage of girls at each level/Canran y merched ar bob lefel

	D	A	N	B	W	1	2	3	4	5	6	7	8+	Total Cyfanswm	Base/Sail	5+
English/Saesneg																
TA results Canlyniadau AA	0.2	0.7	0.2	-	-	-	0.7	5.1	19.0	35.6	26.3	12.0	-	100	410	73.9
Test/Task Prawf/Tasg	0.5	2.2	1.5	-	-	-	-	6.1	20.7	32.4	22.4	14.1	-	100	410	69.0
Welsh/Cymraeg																
TA results Canlyniadau AA	0.4	-	0.4	-	-	-	2.2	3.4	13.8	36.6	29.9	13.4	-	100	270	79.7
Test/Task Prawf/Tasg	0.7	1.9	1.9	0.7	-	-	-	3.0	14.2	35.4	30.2	11.9	-	100	270	77.6
Mathematics/Mathemateg																
TA results Canlyniadau AA	0.2	0.5	-	-	-	-	1.0	11.7	20.7	29.5	22.2	14.1	-	100	410	65.9
Test/Task Prawf/Tasg	0.5	4.6	0.7	0.2	-	-	-	10.2	22.0	24.4	23.9	13.4	-	100	410	61.7
Science/Gwyddoniaeth																
TA results Canlyniadau AA	0.2	0.2	0.5	-	-	-	1.0	11.0	21.0	34.4	21.0	10.7	-	100	410	66.1
Test/Task Prawf/Tasg	0.5	2.7	1.5	0.2	-	-	-	8.5	24.1	30.0	21.5	11.0	-	100	410	62.4

Percentage of boys and girls at each level/Canran y bechgyn a'r merched ar bob lefel

	D	A	N	B	W	1	2	3	4	5	6	7	8+	Total Cyfanswm	Base/Sail	5+
English/Saesneg																
TA results Canlyniadau AA	0.1	0.3	0.3	-	0.1	0.2	1.5	10.3	23.7	36.1	18.6	8.6	-	100	870	63.3
Test/Task Prawf/Tasg	0.2	2.2	2.9	0.6	-	-	-	9.3	25.8	32.7	16.7	9.6	-	100	870	59.1
Welsh/Cymraeg																
TA results Canlyniadau AA	0.2	-	0.2	-	0.4	0.2	1.7	4.6	18.1	36.3	27.8	10.6	-	100	540	74.6
Test/Task Prawf/Tasg	0.7	1.7	1.9	0.6	-	-	-	4.3	18.5	35.4	27.0	10.0	-	100	540	72.4
Mathematics/Mathemateg																
TA results Canlyniadau AA	0.2	0.2	-	-	-	0.3	0.8	12.3	21.5	28.1	22.6	13.9	-	100	870	64.6
Test/Task Prawf/Tasg	0.3	4.8	1.1	0.5	-	-	-	8.3	23.0	24.8	24.1	13.1	-	100	870	62.0
Science/Gwyddoniaeth																
TA results Canlyniadau AA	0.1	0.2	0.2	-	0.1	0.3	1.1	10.8	23.4	33.4	21.0	9.2	-	100	870	63.6
Test/Task Prawf/Tasg	0.3	3.0	1.4	0.6	-	-	-	8.7	23.9	30.3	22.0	9.8	-	100	870	62.1

Gwynedd

Percentage of boys at each level/Canran y bechgyn ar bob lefel

	D	A	N	B	W	1	2	3	4	5	6	7	8+	Total Cyfanswm	Base/Sail	5+
English/Saesneg																
TA results Canlyniadau AA	0.1	0.8	0.3	-	0.1	0.4	3.4	15.1	28.2	28.0	18.5	4.8	0.3	100	760	51.6
Test/Task Prawf/Tasg	-	1.8	2.4	2.4	-	-	-	11.4	27.7	32.6	14.3	7.5	-	100	760	54.4
Welsh/Cymraeg																
TA results Canlyniadau AA	-	0.5	0.3	-	-	0.3	2.3	7.7	25.0	30.2	23.5	9.7	0.3	100	600	63.8
Test/Task Prawf/Tasg	-	1.8	0.5	2.9	-	-	-	5.2	24.0	30.9	23.8	10.9	-	100	600	65.6
Mathematics/Mathemateg																
TA results Canlyniadau AA	-	1.2	0.3	-	-	0.1	1.7	10.6	24.5	22.8	26.2	12.2	0.4	100	760	61.6
Test/Task Prawf/Tasg	-	4.1	0.3	0.8	-	-	-	8.9	25.4	20.3	26.2	14.0	-	100	760	60.6
Science/Gwyddoniaeth																
TA results Canlyniadau AA	0.1	0.5	0.1	-	-	0.4	1.7	13.1	26.5	27.9	21.1	8.5	-	100	760	57.5
Test/Task Prawf/Tasg	0.1	3.3	1.3	1.0	-	-	-	11.1	22.8	25.0	24.0	11.3	-	100	760	60.3

Percentage of girls at each level/Canran y merched ar bob lefel

	D	A	N	B	W	1	2	3	4	5	6	7	8+	Total Cyfanswm	Base/Sail	5+
English/Saesneg																
TA results Canlyniadau AA	-	0.3	0.1	-	0.1	-	1.5	8.3	19.9	32.3	25.5	12.0	-	100	680	69.8
Test/Task Prawf/Tasg	-	2.8	1.5	0.6	-	-	-	5.8	18.2	33.5	23.9	13.8	-	100	680	71.1
Welsh/Cymraeg																
TA results Canlyniadau AA	-	-	-	-	-	0.2	0.4	3.4	18.5	25.2	34.0	17.2	1.3	100	540	77.6
Test/Task Prawf/Tasg	-	1.5	0.2	0.6	-	-	-	2.4	17.7	25.2	34.7	17.7	-	100	540	77.6
Mathematics/Mathemateg																
TA results Canlyniadau AA	-	0.3	-	-	-	-	1.3	11.5	22.6	24.3	27.1	12.6	0.3	100	680	64.2
Test/Task Prawf/Tasg	-	4.7	1.3	0.3	-	-	-	10.1	22.2	23.4	27.7	10.4	-	100	680	61.4
Science/Gwyddoniaeth																
TA results Canlyniadau AA	-	0.1	0.1	-	-	0.1	2.7	11.4	22.9	33.6	21.0	8.0	-	100	680	62.6
Test/Task Prawf/Tasg	-	3.3	2.4	0.4	-	-	-	11.4	21.4	26.3	25.6	9.2	-	100	680	61.1

Percentage of boys and girls at each level/Canran y bechgyn a'r merched ar bob lefel

	D	A	N	B	W	1	2	3	4	5	6	7	8+	Total Cyfanswm	Base/Sail	5+
English/Saesneg																
TA results Canlyniadau AA	0.1	0.6	0.2	-	0.1	0.2	2.5	11.9	24.3	30.0	21.8	8.2	0.1	100	1,440	60.2
Test/Task Prawf/Tasg	-	2.3	1.9	1.5	-	-	-	8.8	23.2	33.0	18.8	10.4	-	100	1,440	62.2
Welsh/Cymraeg																
TA results Canlyniadau AA	-	0.3	0.2	-	-	0.3	1.4	5.7	21.9	27.8	28.4	13.3	0.8	100	1,130	70.3
Test/Task Prawf/Tasg	-	1.7	0.4	1.8	-	-	-	3.9	21.0	28.2	29.0	14.1	-	100	1,130	71.3
Mathematics/Mathemateg																
TA results Canlyniadau AA	-	0.8	0.1	-	-	0.1	1.5	11.0	23.6	23.5	26.6	12.4	0.3	100	1,440	62.8
Test/Task Prawf/Tasg	-	4.4	0.8	0.6	-	-	-	9.5	23.9	21.8	26.9	12.3	-	100	1,440	60.9
Science/Gwyddoniaeth																
TA results Canlyniadau AA	0.1	0.3	0.1	-	-	0.3	2.2	12.3	24.8	30.6	21.1	8.3	-	100	1,440	59.9
Test/Task Prawf/Tasg	0.1	3.3	1.8	0.8	-	-	-	11.3	22.2	25.6	24.7	10.3	-	100	1,440	60.7

Conwy

Percentage of boys at each level/Canran y bechgyn ar bob lefel

	D	A	N	B	W	1	2	3	4	5	6	7	8+	Total Cyfanswm	Base/Sail	5+
English/Saesneg																
TA results Canlyniadau AA	-	0.4	0.4	-	0.9	0.4	2.0	14.6	22.8	31.6	19.5	6.7	0.4	100	680	58.3
Test/Task Prawf/Tasg	0.1	2.6	3.7	2.3	-	-	-	12.4	22.0	32.7	14.9	9.2	-	100	680	56.8
Welsh/Cymraeg																
TA results Canlyniadau AA	*	*	*	*	*	*	*	*	*	*	*	*	*	*	80	*
Test/Task Prawf/Tasg	*	*	*	*	*	*	*	*	*	*	*	*	*	*	80	*
Mathematics/Mathemateg																
TA results Canlyniadau AA	-	0.4	0.4	-	0.6	0.1	0.1	8.0	25.3	25.1	24.4	14.3	1.0	100	680	64.9
Test/Task Prawf/Tasg	-	3.7	0.4	0.9	-	-	-	6.3	26.0	21.3	26.3	15.1	-	100	680	62.7
Science/Gwyddoniaeth																
TA results Canlyniadau AA	-	0.7	0.4	-	0.6	-	0.6	8.6	25.2	25.8	25.3	11.6	1.2	100	680	63.8
Test/Task Prawf/Tasg	-	2.6	0.3	1.2	-	-	-	7.3	23.0	29.3	25.5	10.8	-	100	680	65.6

Percentage of girls at each level/Canran y merched ar bob lefel

	D	A	N	B	W	1	2	3	4	5	6	7	8+	Total Cyfanswm	Base/Sail	5+
English/Saesneg																
TA results Canlyniadau AA	-	0.5	1.0	-	1.3	0.6	1.8	5.3	18.1	29.8	28.3	12.2	1.3	100	630	71.5
Test/Task Prawf/Tasg	-	3.2	2.2	1.4	-	-	-	6.4	16.5	35.2	22.4	12.6	-	100	630	70.2
Welsh/Cymraeg																
TA results Canlyniadau AA	*	*	*	*	*	*	*	*	*	*	*	*	*	*	100	*
Test/Task Prawf/Tasg	*	*	*	*	*	*	*	*	*	*	*	*	*	*	100	*
Mathematics/Mathemateg																
TA results Canlyniadau AA	-	0.2	0.6	-	1.0	-	0.5	8.3	23.1	26.0	27.2	12.8	0.3	100	620	66.3
Test/Task Prawf/Tasg	-	4.8	1.0	1.3	-	-	-	6.7	25.2	20.5	28.0	12.5	-	100	620	61.1
Science/Gwyddoniaeth																
TA results Canlyniadau AA	-	0.8	0.3	-	0.8	-	0.5	7.7	27.2	28.2	25.9	8.5	0.2	100	630	62.7
Test/Task Prawf/Tasg	-	3.8	0.6	1.0	-	-	-	7.5	22.9	31.8	23.4	9.0	-	100	630	64.2

Percentage of boys and girls at each level/Canran y bechgyn a'r merched ar bob lefel

	D	A	N	B	W	1	2	3	4	5	6	7	8+	Total Cyfanswm	Base/Sail	5+
English/Saesneg																
TA results Canlyniadau AA	-	0.5	0.7	-	1.1	0.5	1.9	10.2	20.6	30.7	23.7	9.3	0.8	100	1,310	64.6
Test/Task Prawf/Tasg	0.1	2.9	3.0	1.9	-	-	-	9.6	19.3	33.9	18.5	10.9	-	100	1,310	63.2
Welsh/Cymraeg																
TA results Canlyniadau AA	*	*	*	*	*	*	*	*	*	*	*	*	*	*	180	*
Test/Task Prawf/Tasg	*	*	*	*	*	*	*	*	*	*	*	*	*	*	180	*
Mathematics/Mathemateg																
TA results Canlyniadau AA	-	0.3	0.5	-	0.8	0.1	0.3	8.2	24.2	25.5	25.8	13.6	0.7	100	1,310	65.6
Test/Task Prawf/Tasg	-	4.2	0.7	1.1	-	-	-	6.5	25.6	20.9	27.1	13.8	-	100	1,310	61.9
Science/Gwyddoniaeth																
TA results Canlyniadau AA	-	0.8	0.4	-	0.7	-	0.5	8.2	26.1	26.9	25.6	10.1	0.7	100	1,310	63.3
Test/Task Prawf/Tasg	-	3.2	0.5	1.1	-	-	-	7.4	22.9	30.5	24.5	9.9	-	100	1,310	64.9

Denbighshire / Sir Ddinbych

Percentage of boys at each level/Canran y bechgyn ar bob lefel

	D	A	N	B	W	1	2	3	4	5	6	7	8+	Total Cyfanswm	Base/Sail 5+	
English/Saesneg																
TA results Canlyniadau AA	0.3	0.4	0.6	-	0.4	0.1	2.9	14.0	24.4	35.7	17.2	3.9	-	100	690	56.8
Test/Task Prawf/Tasg	0.1	2.9	2.7	3.2	-	-	-	11.0	23.8	36.7	13.7	5.8	-	100	690	56.2
Welsh/Cymraeg																
TA results Canlyniadau AA	-	-	-	-	-	-	-	8.9	25.0	37.1	25.0	4.0	-	100	120	66.1
Test/Task Prawf/Tasg	-	-	-	0.8	-	-	-	7.3	23.4	37.1	26.6	4.8	-	100	120	68.5
Mathematics/Mathemateg																
TA results Canlyniadau AA	0.3	0.9	-	-	0.6	0.1	0.6	8.5	23.5	18.6	30.2	16.7	-	100	690	65.5
Test/Task Prawf/Tasg	0.1	5.1	1.0	1.2	-	-	-	7.1	21.4	20.8	27.3	16.2	-	100	690	64.2
Science/Gwyddoniaeth																
TA results Canlyniadau AA	0.3	2.2	-	-	0.4	0.1	1.0	8.8	25.7	34.5	18.0	8.9	-	100	690	61.5
Test/Task Prawf/Tasg	0.1	3.8	0.6	1.2	-	-	-	7.2	21.4	31.7	25.7	8.4	-	100	690	65.8

Percentage of girls at each level/Canran y merched ar bob lefel

	D	A	N	B	W	1	2	3	4	5	6	7	8+	Total Cyfanswm	Base/Sail 5+	
English/Saesneg																
TA results Canlyniadau AA	-	1.2	0.3	-	-	0.2	1.7	7.0	21.2	37.4	23.5	7.4	0.2	100	660	68.5
Test/Task Prawf/Tasg	-	3.6	0.9	1.8	-	-	-	6.1	21.7	36.8	19.4	9.7	-	100	660	65.9
Welsh/Cymraeg																
TA results Canlyniadau AA	-	-	-	-	-	-	-	10.0	21.1	35.6	24.4	8.9	-	100	90	68.9
Test/Task Prawf/Tasg	-	1.1	-	-	-	-	-	5.6	26.7	35.6	22.2	8.9	-	100	90	66.7
Mathematics/Mathemateg																
TA results Canlyniadau AA	-	0.6	-	-	-	0.5	1.1	7.9	22.8	25.0	29.2	12.9	0.2	100	660	67.2
Test/Task Prawf/Tasg	-	5.9	1.2	0.6	-	-	-	6.8	22.2	23.0	28.3	12.0	-	100	660	63.2
Science/Gwyddoniaeth																
TA results Canlyniadau AA	-	2.3	-	-	-	-	1.4	8.9	27.6	33.8	18.0	8.0	-	100	660	59.8
Test/Task Prawf/Tasg	-	6.2	1.1	0.5	-	-	-	7.7	21.7	32.0	23.5	7.4	-	100	660	62.9

Percentage of boys and girls at each level/Canran y bechgyn a'r merched ar bob lefel

	D	A	N	B	W	1	2	3	4	5	6	7	8+	Total Cyfanswm	Base/Sail 5+	
English/Saesneg																
TA results Canlyniadau AA	0.1	0.8	0.4	-	0.2	0.1	2.3	10.6	22.9	36.5	20.3	5.6	0.1	100	1,350	62.5
Test/Task Prawf/Tasg	0.1	3.3	1.8	2.5	-	-	-	8.6	22.8	36.8	16.5	7.7	-	100	1,350	60.9
Welsh/Cymraeg																
TA results Canlyniadau AA	-	-	-	-	-	-	-	9.3	23.4	36.4	24.8	6.1	-	100	210	67.3
Test/Task Prawf/Tasg	-	0.5	-	0.5	-	-	-	6.5	24.8	36.4	24.8	6.5	-	100	210	67.8
Mathematics/Mathemateg																
TA results Canlyniadau AA	0.1	0.7	-	-	0.3	0.3	0.8	8.2	23.2	21.7	29.7	14.8	0.1	100	1,350	66.3
Test/Task Prawf/Tasg	0.1	5.5	1.1	0.9	-	-	-	6.9	21.8	21.9	27.8	14.1	-	100	1,350	63.7
Science/Gwyddoniaeth																
TA results Canlyniadau AA	0.1	2.2	-	-	0.2	0.1	1.2	8.9	26.6	34.1	18.0	8.5	-	100	1,350	60.7
Test/Task Prawf/Tasg	0.1	5.0	0.8	0.8	-	-	-	7.5	21.5	31.9	24.6	7.9	-	100	1,350	64.4

Flintshire / Sir y Fflint

Percentage of boys at each level/Canran y bechgyn ar bob lefel

	D	A	N	B	W	1	2	3	4	5	6	7	8+	Total Cyfanswm	Base/Sail	5+
English/Saesneg																
TA results Canlyniadau AA	0.2	0.5	1.3	-	0.3	-	1.0	13.3	27.7	34.8	16.1	4.7	-	100	910	55.6
Test/Task Prawf/Tasg	0.2	2.8	2.2	2.8	-	-	-	10.5	23.1	34.8	16.4	7.0	-	100	910	58.3
Welsh/Cymraeg																
TA results Canlyniadau AA	*	*	*	*	*	*	*	*	*	*	*	*	*	*	40	*
Test/Task Prawf/Tasg	*	*	*	*	*	*	*	*	*	*	*	*	*	*	40	*
Mathematics/Mathemateg																
TA results Canlyniadau AA	0.2	0.4	1.3	-	0.3	-	0.7	7.4	22.2	30.3	25.0	10.5	1.5	100	910	67.4
Test/Task Prawf/Tasg	0.2	6.0	1.3	0.8	-	-	-	5.5	22.6	23.1	28.5	12.0	-	100	910	63.6
Science/Gwyddoniaeth																
TA results Canlyniadau AA	0.2	0.3	1.3	-	0.3	-	0.2	9.2	24.3	30.6	26.1	7.4	-	100	910	64.1
Test/Task Prawf/Tasg	0.2	3.9	0.7	0.9	-	-	-	8.3	20.3	31.0	26.9	7.8	-	100	910	65.7

Percentage of girls at each level/Canran y merched ar bob lefel

	D	A	N	B	W	1	2	3	4	5	6	7	8+	Total Cyfanswm	Base/Sail	5+
English/Saesneg																
TA results Canlyniadau AA	0.1	0.9	1.4	-	-	0.1	0.6	4.0	20.1	36.0	27.4	9.5	-	100	880	72.9
Test/Task Prawf/Tasg	0.1	3.0	1.0	1.4	-	-	-	3.4	17.6	38.3	22.8	12.5	-	100	880	73.6
Welsh/Cymraeg																
TA results Canlyniadau AA	*	*	*	*	*	*	*	*	*	*	*	*	*	*	40	*
Test/Task Prawf/Tasg	*	*	*	*	*	*	*	*	*	*	*	*	*	*	40	*
Mathematics/Mathemateg																
TA results Canlyniadau AA	0.3	0.7	0.8	-	-	0.1	1.5	6.0	19.5	31.2	28.8	10.7	0.5	100	880	71.1
Test/Task Prawf/Tasg	0.1	5.2	1.1	0.9	-	-	-	6.0	18.6	26.2	32.2	9.6	-	100	880	68.0
Science/Gwyddoniaeth																
TA results Canlyniadau AA	0.1	0.3	1.0	-	-	-	-	6.7	26.0	36.1	22.3	7.4	-	100	880	65.8
Test/Task Prawf/Tasg	0.1	3.8	0.9	0.6	-	-	-	6.9	23.4	32.5	25.1	6.7	-	100	880	64.3

Percentage of boys and girls at each level/Canran y bechgyn a'r merched ar bob lefel

	D	A	N	B	W	1	2	3	4	5	6	7	8+	Total Cyfanswm	Base/Sail	5+
English/Saesneg																
TA results Canlyniadau AA	0.2	0.7	1.3	-	0.2	0.1	0.8	8.7	24.0	35.4	21.6	7.1	-	100	1,790	64.1
Test/Task Prawf/Tasg	0.2	2.9	1.6	2.1	-	-	-	7.0	20.4	36.5	19.6	9.7	-	100	1,790	65.8
Welsh/Cymraeg																
TA results Canlyniadau AA	*	*	*	*	*	*	*	*	*	*	*	*	*	*	80	*
Test/Task Prawf/Tasg	*	*	*	*	*	*	*	*	*	*	*	*	*	*	80	*
Mathematics/Mathemateg																
TA results Canlyniadau AA	0.3	0.6	1.1	-	0.2	0.1	1.1	6.7	20.9	30.8	26.9	10.6	1.0	100	1,800	69.2
Test/Task Prawf/Tasg	0.2	5.6	1.2	0.8	-	-	-	5.7	20.6	24.6	30.3	10.9	-	100	1,800	65.8
Science/Gwyddoniaeth																
TA results Canlyniadau AA	0.2	0.3	1.2	-	0.2	-	0.1	8.0	25.2	33.3	24.2	7.4	-	100	1,790	64.9
Test/Task Prawf/Tasg	0.2	3.8	0.8	0.7	-	-	-	7.6	21.8	31.7	26.0	7.3	-	100	1,790	65.0

Wrexham / Wrecsam

Percentage of boys at each level/Canran y bechgyn ar bob lefel

	D	A	N	B	W	1	2	3	4	5	6	7	8+	Total Cyfanswm	Base/Sail 5+	
English/Saesneg																
TA results Canlyniadau AA	0.3	0.3	0.1	-	0.9	0.1	3.7	12.8	29.9	32.8	14.3	4.8	-	100	710	51.9
Test/Task Prawf/Tasg	-	5.1	2.4	3.7	-	-	-	10.6	27.4	31.3	13.3	6.1	-	100	710	50.8
Welsh/Cymraeg																
TA results Canlyniadau AA	*	*	*	*	*	*	*	*	*	*	*	*	*	*	60	*
Test/Task Prawf/Tasg	*	*	*	*	*	*	*	*	*	*	*	*	*	*	60	*
Mathematics/Mathemateg																
TA results Canlyniadau AA	-	-	0.1	-	0.6	0.3	2.6	12.2	23.1	26.4	21.7	11.8	1.3	100	710	61.1
Test/Task Prawf/Tasg	-	7.5	1.4	2.6	-	-	-	8.2	21.8	23.0	23.5	11.9	-	100	710	58.4
Science/Gwyddoniaeth																
TA results Canlyniadau AA	-	0.1	0.3	-	0.6	0.1	1.3	12.9	27.8	31.7	18.0	7.1	-	100	700	56.8
Test/Task Prawf/Tasg	-	6.1	1.0	2.0	-	-	-	7.5	24.4	29.5	21.3	8.1	-	100	700	58.9

Percentage of girls at each level/Canran y merched ar bob lefel

	D	A	N	B	W	1	2	3	4	5	6	7	8+	Total Cyfanswm	Base/Sail 5+	
English/Saesneg																
TA results Canlyniadau AA	-	0.3	0.2	-	0.2	-	1.2	7.2	17.6	42.6	20.9	9.8	-	100	660	73.3
Test/Task Prawf/Tasg	-	4.2	1.1	1.2	-	-	-	6.5	16.4	39.8	19.7	11.1	-	100	660	70.6
Welsh/Cymraeg																
TA results Canlyniadau AA	*	*	*	*	*	*	*	*	*	*	*	*	*	*	60	*
Test/Task Prawf/Tasg	*	*	*	*	*	*	*	*	*	*	*	*	*	*	60	*
Mathematics/Mathemateg																
TA results Canlyniadau AA	-	0.2	-	-	0.3	-	0.9	11.1	23.6	35.7	19.4	7.2	1.5	100	660	63.9
Test/Task Prawf/Tasg	-	5.1	2.1	0.5	-	-	-	9.2	23.0	32.1	20.0	8.0	-	100	660	60.1
Science/Gwyddoniaeth																
TA results Canlyniadau AA	-	0.2	-	-	0.8	-	-	13.4	32.4	31.3	16.9	5.1	-	100	660	53.3
Test/Task Prawf/Tasg	-	6.0	0.9	0.2	-	-	-	10.2	25.9	30.3	20.9	5.6	-	100	660	56.8

Percentage of boys and girls at each level/Canran y bechgyn a'r merched ar bob lefel

	D	A	N	B	W	1	2	3	4	5	6	7	8+	Total Cyfanswm	Base/Sail 5+	
English/Saesneg																
TA results Canlyniadau AA	0.1	0.3	0.1	-	0.5	0.1	2.5	10.1	24.0	37.5	17.5	7.2	-	100	1,370	62.3
Test/Task Prawf/Tasg	-	4.7	1.8	2.5	-	-	-	8.6	22.1	35.4	16.4	8.5	-	100	1,370	60.4
Welsh/Cymraeg																
TA results Canlyniadau AA	*	*	*	*	*	*	*	*	*	*	*	*	*	*	120	*
Test/Task Prawf/Tasg	*	*	*	*	*	*	*	*	*	*	*	*	*	*	120	*
Mathematics/Mathemateg																
TA results Canlyniadau AA	-	0.1	0.1	-	0.4	0.1	1.8	11.7	23.4	30.9	20.6	9.6	1.4	100	1,370	62.5
Test/Task Prawf/Tasg	-	6.4	1.8	1.5	-	-	-	8.7	22.4	27.4	21.8	10.0	-	100	1,370	59.2
Science/Gwyddoniaeth																
TA results Canlyniadau AA	-	0.1	0.1	-	0.7	0.1	0.7	13.2	30.0	31.5	17.5	6.1	-	100	1,370	55.1
Test/Task Prawf/Tasg	-	6.1	1.0	1.1	-	-	-	8.8	25.1	29.9	21.1	6.9	-	100	1,370	57.9

Powys

Percentage of boys at each level/Canran y bechgyn ar bob lefel

	D	A	N	B	W	1	2	3	4	5	6	7	8+	Total Cyfanswm	Base/Sail	5+
English/Saesneg																
TA results Canlyniadau AA	0.6	0.3	0.1	-	-	-	1.9	8.5	25.2	35.2	22.4	5.8	-	100	780	63.4
Test/Task Prawf/Tasg	0.6	2.1	1.0	1.4	-	-	-	8.2	25.1	30.8	21.7	9.0	-	100	780	61.6
Welsh/Cymraeg																
TA results Canlyniadau AA	1.3	-	-	-	-	-	1.3	6.3	18.8	45.0	23.8	3.8	-	100	80	72.5
Test/Task Prawf/Tasg	-	1.3	5.0	-	-	-	-	5.0	20.0	40.0	25.0	3.8	-	100	80	68.8
Mathematics/Mathemateg																
TA results Canlyniadau AA	0.5	0.3	0.1	-	-	-	0.6	6.2	22.2	22.4	33.0	14.7	-	100	780	70.1
Test/Task Prawf/Tasg	0.5	3.9	0.6	0.1	-	-	-	5.4	21.2	17.4	32.3	18.6	-	100	780	68.3
Science/Gwyddoniaeth																
TA results Canlyniadau AA	0.5	0.4	0.4	-	-	-	0.6	6.2	16.8	28.5	34.4	12.1	-	100	780	75.1
Test/Task Prawf/Tasg	0.5	2.4	-	0.3	-	-	-	4.4	16.8	28.3	31.1	16.2	-	100	780	75.6

Percentage of girls at each level/Canran y merched ar bob lefel

	D	A	N	B	W	1	2	3	4	5	6	7	8+	Total Cyfanswm	Base/Sail	5+
English/Saesneg																
TA results Canlyniadau AA	0.3	-	0.1	-	-	0.1	1.3	3.0	13.3	36.8	31.3	13.5	0.4	100	770	81.9
Test/Task Prawf/Tasg	0.5	2.9	0.4	1.0	-	-	-	3.0	12.6	32.4	30.2	16.9	-	100	770	79.6
Welsh/Cymraeg																
TA results Canlyniadau AA	-	-	-	-	-	-	-	2.2	10.1	42.7	31.5	13.5	-	100	90	87.6
Test/Task Prawf/Tasg	-	-	-	-	-	-	-	1.1	12.4	39.3	28.1	19.1	-	100	90	86.5
Mathematics/Mathemateg																
TA results Canlyniadau AA	0.4	0.5	-	-	-	-	0.5	4.6	18.1	25.3	34.8	15.9	-	100	770	75.9
Test/Task Prawf/Tasg	0.4	3.6	0.9	0.4	-	-	-	4.9	17.7	20.8	34.0	17.2	-	100	770	72.0
Science/Gwyddoniaeth																
TA results Canlyniadau AA	0.3	0.3	0.1	-	-	0.4	0.1	3.1	18.8	30.6	35.2	11.2	-	100	770	77.0
Test/Task Prawf/Tasg	0.4	3.4	0.4	0.4	-	-	-	3.1	14.8	30.6	34.0	12.9	-	100	770	77.5

Percentage of boys and girls at each level/Canran y bechgyn a'r merched ar bob lefel

	D	A	N	B	W	1	2	3	4	5	6	7	8+	Total Cyfanswm	Base/Sail	5+
English/Saesneg																
TA results Canlyniadau AA	0.5	0.1	0.1	-	-	0.1	1.6	5.8	19.3	36.0	26.7	9.6	0.2	100	1,550	72.6
Test/Task Prawf/Tasg	0.6	2.5	0.7	1.2	-	-	-	5.6	18.9	31.6	25.9	12.9	-	100	1,550	70.5
Welsh/Cymraeg																
TA results Canlyniadau AA	0.6	-	-	-	-	-	0.6	4.1	14.2	43.8	27.8	8.9	-	100	170	80.5
Test/Task Prawf/Tasg	-	0.6	2.4	-	-	-	-	3.0	16.0	39.6	26.6	11.8	-	100	170	78.1
Mathematics/Mathemateg																
TA results Canlyniadau AA	0.5	0.4	0.1	-	-	-	0.6	5.4	20.2	23.8	33.9	15.3	0.2	100	1,550	73.0
Test/Task Prawf/Tasg	0.5	3.8	0.8	0.3	-	-	-	5.2	19.5	19.1	33.1	17.9	-	100	1,550	70.1
Science/Gwyddoniaeth																
TA results Canlyniadau AA	0.4	0.3	0.3	-	-	0.2	0.4	4.7	17.8	29.6	34.8	11.6	-	100	1,550	76.0
Test/Task Prawf/Tasg	0.5	2.9	0.2	0.3	-	-	-	3.8	15.8	29.4	32.5	14.6	-	100	1,550	76.5

Ceredigion

Percentage of boys at each level/Canran y bechgyn ar bob lefel

	D	A	N	B	W	1	2	3	4	5	6	7	8+	Total Cyfanswm	Base/Sail 5+	
English/Saesneg																
TA results Canlyniadau AA	-	0.2	0.7	-	0.2	-	2.7	9.8	31.9	32.2	16.5	5.7	-	100	410	54.3
Test/Task Prawf/Tasg	0.2	3.4	1.2	2.2	-	-	-	9.6	28.7	31.4	16.5	6.6	-	100	410	54.5
Welsh/Cymraeg																
TA results Canlyniadau AA	-	0.6	1.1	-	-	-	5.5	12.7	28.2	28.2	17.7	6.1	-	100	180	51.9
Test/Task Prawf/Tasg	-	3.9	2.2	6.6	-	-	-	6.1	28.2	26.0	21.0	6.1	-	100	180	53.0
Mathematics/Mathemateg																
TA results Canlyniadau AA	0.2	0.7	0.2	-	-	-	2.0	7.6	21.9	28.5	24.3	14.3	0.2	100	410	67.3
Test/Task Prawf/Tasg	0.5	2.9	0.5	1.5	-	-	-	5.7	26.3	20.9	25.6	16.2	-	100	410	62.7
Science/Gwyddoniaeth																
TA results Canlyniadau AA	0.5	1.0	0.2	-	-	-	0.7	5.2	26.3	28.0	24.1	14.0	-	100	410	66.1
Test/Task Prawf/Tasg	0.5	2.9	0.2	0.7	-	-	-	4.7	20.4	29.2	27.5	13.8	-	100	410	70.5

Percentage of girls at each level/Canran y merched ar bob lefel

	D	A	N	B	W	1	2	3	4	5	6	7	8+	Total Cyfanswm	Base/Sail 5+	
English/Saesneg																
TA results Canlyniadau AA	-	0.2	0.2	-	0.2	-	0.5	3.3	14.6	40.7	27.5	12.7	-	100	430	80.9
Test/Task Prawf/Tasg	0.2	2.1	0.7	0.2	-	-	-	2.8	13.6	38.4	28.5	13.4	-	100	430	80.2
Welsh/Cymraeg																
TA results Canlyniadau AA	-	-	0.5	-	0.5	-	0.9	1.8	15.2	36.4	35.0	9.7	-	100	220	81.1
Test/Task Prawf/Tasg	-	0.5	0.5	2.3	-	-	-	0.9	14.3	35.0	38.2	8.3	-	100	220	81.6
Mathematics/Mathemateg																
TA results Canlyniadau AA	0.2	-	-	-	0.2	0.2	0.7	4.5	18.6	27.3	34.1	14.1	0.2	100	430	75.5
Test/Task Prawf/Tasg	0.5	2.4	1.4	0.2	-	-	-	5.2	17.4	27.1	30.1	15.8	-	100	430	72.9
Science/Gwyddoniaeth																
TA results Canlyniadau AA	0.7	0.5	0.2	-	-	-	0.2	5.4	16.7	31.1	32.5	12.7	-	100	430	76.2
Test/Task Prawf/Tasg	0.7	1.6	0.5	0.2	-	-	-	4.0	14.8	32.2	32.0	13.9	-	100	430	78.1

Percentage of boys and girls at each level/Canran y bechgyn a'r merched ar bob lefel

	D	A	N	B	W	1	2	3	4	5	6	7	8+	Total Cyfanswm	Base/Sail 5+	
English/Saesneg																
TA results Canlyniadau AA	-	0.2	0.5	-	0.2	-	1.6	6.5	23.1	36.5	22.1	9.3	-	100	830	67.9
Test/Task Prawf/Tasg	0.2	2.8	1.0	1.2	-	-	-	6.1	21.0	35.0	22.6	10.1	-	100	830	67.7
Welsh/Cymraeg																
TA results Canlyniadau AA	-	0.3	0.8	-	0.3	-	3.0	6.8	21.1	32.7	27.1	8.0	-	100	400	67.8
Test/Task Prawf/Tasg	-	2.0	1.3	4.3	-	-	-	3.3	20.6	30.9	30.4	7.3	-	100	400	68.6
Mathematics/Mathemateg																
TA results Canlyniadau AA	0.2	0.4	0.1	-	0.1	0.1	1.3	6.0	20.2	27.9	29.3	14.2	0.1	100	830	71.5
Test/Task Prawf/Tasg	0.5	2.6	1.0	0.8	-	-	-	5.4	21.8	24.0	27.9	16.0	-	100	830	67.9
Science/Gwyddoniaeth																
TA results Canlyniadau AA	0.6	0.7	0.2	-	-	-	0.5	5.3	21.4	29.6	28.4	13.3	-	100	830	71.3
Test/Task Prawf/Tasg	0.6	2.3	0.4	0.5	-	-	-	4.3	17.5	30.8	29.8	13.8	-	100	830	74.4

Pembrokeshire / Sir Benfro

Percentage of boys at each level/Canran y bechgyn ar bob lefel

	D	A	N	B	W	1	2	3	4	5	6	7	8+	Total Cyfanswm	Base/Sail	5+
English/Saesneg																
TA results Canlyniadau AA	0.6	1.4	0.3	-	-	0.3	3.0	10.7	22.4	37.7	17.9	5.8	-	100	720	61.4
Test/Task Prawf/Tasg	0.8	2.4	2.2	2.5	-	-	-	10.2	27.1	33.4	15.0	6.4	-	100	720	54.7
Welsh/Cymraeg																
TA results Canlyniadau AA	1.5	-	-	-	-	-	-	6.1	13.6	53.0	19.7	6.1	-	100	70	78.8
Test/Task Prawf/Tasg	-	1.5	-	-	-	-	-	6.1	13.6	51.5	21.2	6.1	-	100	70	78.8
Mathematics/Mathemateg																
TA results Canlyniadau AA	0.6	1.2	0.4	-	0.4	0.1	0.6	7.6	21.9	19.7	33.1	14.3	0.1	100	720	67.2
Test/Task Prawf/Tasg	0.7	5.1	0.8	0.4	-	-	-	8.7	20.2	18.6	31.9	13.6	-	100	720	64.0
Science/Gwyddoniaeth																
TA results Canlyniadau AA	0.6	1.1	0.3	-	-	-	0.6	6.9	21.5	36.3	23.7	8.9	0.3	100	720	69.1
Test/Task Prawf/Tasg	0.6	3.9	1.1	0.6	-	-	-	9.1	16.9	33.0	25.1	9.8	-	100	720	67.9

Percentage of girls at each level/Canran y merched ar bob lefel

	D	A	N	B	W	1	2	3	4	5	6	7	8+	Total Cyfanswm	Base/Sail	5+
English/Saesneg																
TA results Canlyniadau AA	0.6	1.5	-	-	-	-	0.7	4.5	14.4	35.7	30.9	11.4	0.3	100	690	78.3
Test/Task Prawf/Tasg	1.3	2.6	0.7	0.3	-	-	-	4.7	19.1	34.0	25.2	12.1	-	100	690	71.3
Welsh/Cymraeg																
TA results Canlyniadau AA	-	1.3	1.3	-	-	-	-	-	8.8	33.8	45.0	10.0	-	100	80	88.8
Test/Task Prawf/Tasg	-	1.3	-	-	-	-	-	-	8.8	33.8	45.0	11.3	-	100	80	90.0
Mathematics/Mathemateg																
TA results Canlyniadau AA	0.6	1.5	0.1	-	0.6	-	0.4	7.9	20.4	22.0	33.1	13.1	0.3	100	690	68.5
Test/Task Prawf/Tasg	0.9	7.3	1.7	0.1	-	-	-	7.1	18.2	22.2	30.3	12.1	-	100	690	64.6
Science/Gwyddoniaeth																
TA results Canlyniadau AA	0.6	0.9	-	-	-	-	0.4	5.4	25.1	33.2	23.6	10.8	-	100	690	67.6
Test/Task Prawf/Tasg	0.9	3.9	0.9	0.1	-	-	-	8.2	20.3	30.6	25.5	9.6	-	100	690	65.7

Percentage of boys and girls at each level/Canran y bechgyn a'r merched ar bob lefel

	D	A	N	B	W	1	2	3	4	5	6	7	8+	Total Cyfanswm	Base/Sail	5+
English/Saesneg																
TA results Canlyniadau AA	0.6	1.4	0.1	-	-	0.1	1.9	7.7	18.5	36.7	24.2	8.5	0.1	100	1,410	69.6
Test/Task Prawf/Tasg	1.1	2.5	1.5	1.4	-	-	-	7.5	23.2	33.7	20.0	9.2	-	100	1,410	62.8
Welsh/Cymraeg																
TA results Canlyniadau AA	0.7	0.7	0.7	-	-	-	-	2.7	11.0	42.5	33.6	8.2	-	100	150	84.2
Test/Task Prawf/Tasg	-	1.4	-	-	-	-	-	2.7	11.0	41.8	34.2	8.9	-	100	150	84.9
Mathematics/Mathemateg																
TA results Canlyniadau AA	0.6	1.3	0.3	-	0.5	0.1	0.5	7.7	21.2	20.8	33.1	13.7	0.2	100	1,410	67.8
Test/Task Prawf/Tasg	0.8	6.2	1.3	0.3	-	-	-	8.0	19.2	20.3	31.1	12.9	-	100	1,410	64.3
Science/Gwyddoniaeth																
TA results Canlyniadau AA	0.6	1.0	0.1	-	-	-	0.5	6.2	23.2	34.8	23.7	9.8	0.1	100	1,410	68.4
Test/Task Prawf/Tasg	0.7	3.9	1.0	0.4	-	-	-	8.7	18.5	31.8	25.3	9.7	-	100	1,410	66.8

Carmarthenshire / Sir Gaerfyrddin

Percentage of boys at each level/Canran y bechgyn ar bob lefel

	D	A	N	B	W	1	2	3	4	5	6	7	8+	Total Cyfanswm	Base/Sail 5+	
English/Saesneg																
TA results Canlyniadau AA	0.4	0.3	0.3	-	0.3	0.1	3.8	12.8	26.9	33.1	16.7	4.9	0.3	100	1,140	55.1
Test/Task Prawf/Tasg	-	2.4	2.4	3.1	-	-	-	11.6	27.7	32.0	14.0	6.8	-	100	1,140	52.8
Welsh/Cymraeg																
TA results Canlyniadau AA	0.3	0.3	0.3	-	-	-	1.0	8.2	34.2	24.7	26.3	4.6	-	100	300	55.6
Test/Task Prawf/Tasg	0.3	1.0	2.3	1.3	-	-	-	4.9	34.2	26.3	25.0	4.6	-	100	300	55.9
Mathematics/Mathemateg																
TA results Canlyniadau AA	-	0.9	0.3	-	0.2	0.3	0.7	11.0	22.6	26.2	24.1	13.7	-	100	1,140	64.1
Test/Task Prawf/Tasg	-	5.3	1.0	0.3	-	-	-	8.3	21.5	22.7	27.8	12.9	-	100	1,140	63.5
Science/Gwyddoniaeth																
TA results Canlyniadau AA	-	0.6	0.5	-	0.2	0.1	1.0	10.8	22.4	30.8	23.2	10.4	0.1	100	1,140	64.4
Test/Task Prawf/Tasg	-	3.1	0.9	0.3	-	-	-	8.5	23.0	28.2	24.6	11.5	-	100	1,140	64.3

Percentage of girls at each level/Canran y merched ar bob lefel

	D	A	N	B	W	1	2	3	4	5	6	7	8+	Total Cyfanswm	Base/Sail 5+	
English/Saesneg																
TA results Canlyniadau AA	0.3	0.4	0.5	-	0.3	0.2	1.4	4.6	15.3	38.7	26.6	11.5	0.3	100	1,100	77.1
Test/Task Prawf/Tasg	0.2	1.8	0.5	1.4	-	-	-	4.5	17.6	37.1	23.6	13.4	-	100	1,100	74.0
Welsh/Cymraeg																
TA results Canlyniadau AA	-	0.3	0.6	-	0.3	-	0.6	3.1	16.5	34.7	29.8	14.2	-	100	350	78.7
Test/Task Prawf/Tasg	-	0.9	0.9	1.1	-	-	-	2.0	15.6	36.9	28.7	13.9	-	100	350	79.5
Mathematics/Mathemateg																
TA results Canlyniadau AA	-	0.6	0.1	-	0.3	0.2	0.5	7.5	23.2	25.8	29.0	12.8	-	100	1,100	67.6
Test/Task Prawf/Tasg	-	4.9	1.5	0.5	-	-	-	5.2	22.2	25.2	28.5	12.1	-	100	1,100	65.8
Science/Gwyddoniaeth																
TA results Canlyniadau AA	0.2	0.2	0.4	-	0.2	-	0.6	6.8	23.9	32.5	23.7	11.5	-	100	1,100	67.8
Test/Task Prawf/Tasg	-	2.9	0.5	0.4	-	-	-	7.1	21.3	29.6	26.2	11.9	-	100	1,100	67.8

Percentage of boys and girls at each level/Canran y bechgyn a'r merched ar bob lefel

	D	A	N	B	W	1	2	3	4	5	6	7	8+	Total Cyfanswm	Base/Sail 5+	
English/Saesneg																
TA results Canlyniadau AA	0.4	0.4	0.4	-	0.3	0.1	2.6	8.8	21.2	35.9	21.6	8.2	0.3	100	2,250	65.9
Test/Task Prawf/Tasg	0.1	2.1	1.5	2.2	-	-	-	8.1	22.8	34.5	18.7	10.0	-	100	2,250	63.2
Welsh/Cymraeg																
TA results Canlyniadau AA	0.2	0.3	0.5	-	0.2	-	0.8	5.5	24.7	30.0	28.2	9.8	-	100	660	68.0
Test/Task Prawf/Tasg	0.2	0.9	1.5	1.2	-	-	-	3.4	24.2	32.0	27.0	9.6	-	100	660	68.6
Mathematics/Mathemateg																
TA results Canlyniadau AA	-	0.8	0.2	-	0.2	0.2	0.6	9.3	22.9	26.0	26.5	13.3	-	100	2,250	65.8
Test/Task Prawf/Tasg	-	5.1	1.2	0.4	-	-	-	6.8	21.9	23.9	28.1	12.6	-	100	2,250	64.6
Science/Gwyddoniaeth																
TA results Canlyniadau AA	0.1	0.4	0.4	-	0.2	-	0.8	8.9	23.1	31.6	23.4	11.0	-	100	2,250	66.1
Test/Task Prawf/Tasg	-	3.0	0.7	0.3	-	-	-	7.8	22.2	28.9	25.4	11.7	-	100	2,250	66.0

Swansea / Abertawe

Percentage of boys at each level/Canran y bechgyn ar bob lefel

	D	A	N	B	W	1	2	3	4	5	6	7	8+	Total Cyfanswm	Base/Sail	5+
English/Saesneg																
TA results Canlyniadau AA	0.1	1.1	0.2	-	0.5	0.8	4.3	12.3	24.6	33.8	16.9	5.4	-	100	1,430	56.1
Test/Task Prawf/Tasg	0.8	3.9	3.1	2.9	-	-	-	11.2	23.9	30.4	15.8	7.9	-	100	1,430	54.1
Welsh/Cymraeg																
TA results Canlyniadau AA	*	*	*	*	*	*	*	*	*	*	*	*	*	*	80	*
Test/Task Prawf/Tasg	*	*	*	*	*	*	*	*	*	*	*	*	*	*	80	*
Mathematics/Mathemateg																
TA results Canlyniadau AA	0.1	1.1	0.3	-	0.5	0.2	1.0	12.8	20.2	23.8	22.2	16.8	0.9	100	1,430	63.8
Test/Task Prawf/Tasg	0.9	5.2	1.7	0.1	-	-	-	9.3	21.8	20.2	24.7	16.0	-	100	1,430	60.9
Science/Gwyddoniaeth																
TA results Canlyniadau AA	0.1	1.3	0.3	-	0.5	0.2	1.0	11.7	20.5	29.7	23.7	10.9	0.1	100	1,440	64.3
Test/Task Prawf/Tasg	1.0	4.3	1.9	0.3	-	-	-	9.7	20.1	27.7	24.0	11.1	-	100	1,440	62.7

Percentage of girls at each level/Canran y merched ar bob lefel

	D	A	N	B	W	1	2	3	4	5	6	7	8+	Total Cyfanswm	Base/Sail	5+
English/Saesneg																
TA results Canlyniadau AA	0.2	0.7	0.2	-	0.1	0.7	1.2	6.3	18.9	34.6	24.0	13.0	0.1	100	1,370	71.7
Test/Task Prawf/Tasg	0.4	2.8	1.3	1.5	-	-	-	6.1	17.9	33.0	23.4	13.5	-	100	1,370	69.9
Welsh/Cymraeg																
TA results Canlyniadau AA	*	*	*	*	*	*	*	*	*	*	*	*	*	*	80	*
Test/Task Prawf/Tasg	*	*	*	*	*	*	*	*	*	*	*	*	*	*	80	*
Mathematics/Mathemateg																
TA results Canlyniadau AA	0.1	0.5	0.6	-	0.1	0.2	1.3	9.2	21.2	26.5	25.0	14.4	0.9	100	1,370	66.8
Test/Task Prawf/Tasg	0.3	6.0	1.5	0.1	-	-	-	9.0	20.2	24.6	25.9	12.4	-	100	1,370	63.0
Science/Gwyddoniaeth																
TA results Canlyniadau AA	0.2	0.8	0.4	-	0.1	0.1	0.6	11.5	23.9	29.6	25.2	7.6	-	100	1,380	62.5
Test/Task Prawf/Tasg	0.4	3.3	1.4	0.1	-	-	-	11.0	22.5	27.8	24.5	9.0	-	100	1,380	61.3

Percentage of boys and girls at each level/Canran y bechgyn a'r merched ar bob lefel

	D	A	N	B	W	1	2	3	4	5	6	7	8+	Total Cyfanswm	Base/Sail	5+
English/Saesneg																
TA results Canlyniadau AA	0.2	0.9	0.2	-	0.3	0.7	2.8	9.4	21.8	34.2	20.4	9.1	-	100	2,810	63.7
Test/Task Prawf/Tasg	0.6	3.4	2.2	2.2	-	-	-	8.7	21.0	31.7	19.5	10.6	-	100	2,810	61.9
Welsh/Cymraeg																
TA results Canlyniadau AA	*	*	*	*	*	*	*	*	*	*	*	*	*	*	160	*
Test/Task Prawf/Tasg	*	*	*	*	*	*	*	*	*	*	*	*	*	*	160	*
Mathematics/Mathemateg																
TA results Canlyniadau AA	0.1	0.8	0.5	-	0.3	0.2	1.1	11.0	20.7	25.1	23.6	15.6	0.9	100	2,810	65.3
Test/Task Prawf/Tasg	0.6	5.6	1.6	0.1	-	-	-	9.2	21.0	22.4	25.3	14.3	-	100	2,810	61.9
Science/Gwyddoniaeth																
TA results Canlyniadau AA	0.2	1.1	0.4	-	0.3	0.1	0.8	11.6	22.1	29.7	24.4	9.3	-	100	2,810	63.4
Test/Task Prawf/Tasg	0.7	3.8	1.6	0.2	-	-	-	10.4	21.2	27.7	24.2	10.1	-	100	2,810	62.0

Neath Port Talbot / Castell-nedd Port Talbot

Percentage of boys at each level/Canran y bechgyn ar bob lefel

	D	A	N	B	W	1	2	3	4	5	6	7	8+	Total Cyfanswm	Base/Sail 5+	
English/Saesneg																
TA results Canlyniadau AA	0.3	0.8	0.7	-	1.1	0.6	4.1	13.0	28.0	32.8	13.2	5.1	0.2	100	900	51.4
Test/Task Prawf/Tasg	1.1	2.9	3.6	3.6	-	-	-	12.2	25.7	30.3	14.3	6.3	-	100	900	50.9
Welsh/Cymraeg																
TA results Canlyniadau AA	*	*	*	*	*	*	*	*	*	*	*	*	*	*	110	*
Test/Task Prawf/Tasg	*	*	*	*	*	*	*	*	*	*	*	*	*	*	110	*
Mathematics/Mathemateg																
TA results Canlyniadau AA	0.2	0.3	0.3	-	0.9	0.2	1.1	12.6	24.2	21.6	25.7	12.7	0.1	100	900	60.1
Test/Task Prawf/Tasg	0.3	4.6	1.2	1.6	-	-	-	9.9	22.9	19.2	27.3	13.0	-	100	900	59.5
Science/Gwyddoniaeth																
TA results Canlyniadau AA	0.3	0.3	0.4	-	1.0	0.7	0.2	13.3	22.1	32.4	20.8	8.3	-	100	900	61.5
Test/Task Prawf/Tasg	0.6	4.8	0.8	1.6	-	-	-	9.3	20.7	30.6	22.5	9.2	-	100	900	62.3

Percentage of girls at each level/Canran y merched ar bob lefel

	D	A	N	B	W	1	2	3	4	5	6	7	8+	Total Cyfanswm	Base/Sail 5+	
English/Saesneg																
TA results Canlyniadau AA	-	0.2	1.2	-	0.1	0.3	1.8	6.3	18.7	37.1	22.2	11.3	0.6	100	880	71.2
Test/Task Prawf/Tasg	0.1	3.4	1.4	1.5	-	-	-	5.7	17.7	32.8	24.1	13.4	-	100	880	70.3
Welsh/Cymraeg																
TA results Canlyniadau AA	*	*	*	*	*	*	*	*	*	*	*	*	*	*	100	*
Test/Task Prawf/Tasg	*	*	*	*	*	*	*	*	*	*	*	*	*	*	100	*
Mathematics/Mathemateg																
TA results Canlyniadau AA	-	0.2	0.7	-	0.1	0.2	0.9	9.9	21.2	26.2	26.7	13.8	-	100	880	66.7
Test/Task Prawf/Tasg	-	4.3	1.6	0.5	-	-	-	8.3	20.7	26.9	25.2	12.6	-	100	880	64.7
Science/Gwyddoniaeth																
TA results Canlyniadau AA	0.1	0.5	0.7	-	0.3	0.6	0.3	8.5	24.3	30.5	25.1	9.2	-	100	880	64.7
Test/Task Prawf/Tasg	0.1	4.2	0.8	0.9	-	-	-	7.7	20.4	31.4	25.6	8.8	-	100	880	65.9

Percentage of boys and girls at each level/Canran y bechgyn a'r merched ar bob lefel

	D	A	N	B	W	1	2	3	4	5	6	7	8+	Total Cyfanswm	Base/Sail 5+	
English/Saesneg																
TA results Canlyniadau AA	0.2	0.5	1.0	-	0.6	0.4	3.0	9.7	23.4	34.9	17.7	8.2	0.4	100	1,780	61.2
Test/Task Prawf/Tasg	0.6	3.1	2.5	2.5	-	-	-	9.0	21.7	31.5	19.2	9.8	-	100	1,780	60.5
Welsh/Cymraeg																
TA results Canlyniadau AA	*	*	*	*	*	*	*	*	*	*	*	*	*	*	210	*
Test/Task Prawf/Tasg	*	*	*	*	*	*	*	*	*	*	*	*	*	*	210	*
Mathematics/Mathemateg																
TA results Canlyniadau AA	0.1	0.3	0.5	-	0.5	0.2	1.0	11.2	22.7	23.9	26.2	13.3	0.1	100	1,780	63.4
Test/Task Prawf/Tasg	0.2	4.4	1.4	1.0	-	-	-	9.1	21.8	23.0	26.3	12.8	-	100	1,780	62.1
Science/Gwyddoniaeth																
TA results Canlyniadau AA	0.2	0.4	0.6	-	0.7	0.6	0.3	10.9	23.2	31.4	22.9	8.8	-	100	1,780	63.1
Test/Task Prawf/Tasg	0.3	4.5	0.8	1.2	-	-	-	8.5	20.6	31.0	24.0	9.0	-	100	1,780	64.1

Bridgend / Pen-y-bont ar Ogwr

Percentage of boys at each level/Canran y bechgyn ar bob lefel

	D	A	N	B	W	1	2	3	4	5	6	7	8+	Total Cyfanswm	Base/Sail	5+
English/Saesneg																
TA results Canlyniadau AA	-	1.4	0.6	-	0.2	1.9	5.2	10.4	24.0	30.4	17.2	7.8	0.8	100	850	56.2
Test/Task Prawf/Tasg	-	3.9	3.4	5.4	-	-	-	7.9	22.2	31.1	15.9	10.1	-	100	850	57.0
Welsh/Cymraeg																
TA results Canlyniadau AA	*	*	*	*	*	*	*	*	*	*	*	*	*	*	*	*
Test/Task Prawf/Tasg	*	*	*	*	*	*	*	*	*	*	*	*	*	*	*	*
Mathematics/Mathemateg																
TA results Canlyniadau AA	-	1.2	0.4	-	0.6	0.8	1.8	10.9	21.3	26.0	22.8	13.5	0.8	100	850	63.1
Test/Task Prawf/Tasg	0.1	5.8	1.9	2.2	-	-	-	8.4	19.3	22.7	25.9	13.7	-	100	850	62.3
Science/Gwyddoniaeth																
TA results Canlyniadau AA	-	0.7	0.2	-	0.7	1.1	1.1	11.1	20.7	32.5	21.7	10.3	-	100	850	64.5
Test/Task Prawf/Tasg	0.2	4.8	2.4	2.0	-	-	-	9.6	18.1	29.8	21.6	11.6	-	100	850	62.9

Percentage of girls at each level/Canran y merched ar bob lefel

	D	A	N	B	W	1	2	3	4	5	6	7	8+	Total Cyfanswm	Base/Sail	5+
English/Saesneg																
TA results Canlyniadau AA	-	0.8	0.9	-	0.7	0.6	2.0	5.4	17.0	30.3	25.3	15.7	1.4	100	870	72.7
Test/Task Prawf/Tasg	-	3.0	1.8	2.2	-	-	-	5.3	15.6	31.2	23.9	17.0	-	100	870	72.1
Welsh/Cymraeg																
TA results Canlyniadau AA	*	*	*	*	*	*	*	*	*	*	*	*	*	*	*	*
Test/Task Prawf/Tasg	*	*	*	*	*	*	*	*	*	*	*	*	*	*	*	*
Mathematics/Mathemateg																
TA results Canlyniadau AA	-	0.5	0.5	-	0.8	0.2	1.8	8.4	21.3	25.2	27.0	13.9	0.5	100	870	66.6
Test/Task Prawf/Tasg	-	4.7	1.8	1.7	-	-	-	7.4	19.2	24.7	26.9	13.6	-	100	870	65.2
Science/Gwyddoniaeth																
TA results Canlyniadau AA	-	-	0.5	-	0.8	0.8	0.5	7.6	24.0	29.9	26.3	9.8	-	100	870	65.9
Test/Task Prawf/Tasg	-	4.0	0.9	1.3	-	-	-	9.0	21.6	27.3	25.4	10.6	-	100	870	63.3

Percentage of boys and girls at each level/Canran y bechgyn a'r merched ar bob lefel

	D	A	N	B	W	1	2	3	4	5	6	7	8+	Total Cyfanswm	Base/Sail	5+
English/Saesneg																
TA results Canlyniadau AA	-	1.1	0.8	-	0.5	1.2	3.6	7.9	20.5	30.4	21.3	11.8	1.1	100	1,720	64.6
Test/Task Prawf/Tasg	-	3.4	2.6	3.8	-	-	-	6.6	18.9	31.2	19.9	13.6	-	100	1,720	64.7
Welsh/Cymraeg																
TA results Canlyniadau AA	*	*	*	*	*	*	*	*	*	*	*	*	*	*	*	*
Test/Task Prawf/Tasg	*	*	*	*	*	*	*	*	*	*	*	*	*	*	*	*
Mathematics/Mathemateg																
TA results Canlyniadau AA	-	0.8	0.4	-	0.7	0.5	1.8	9.6	21.3	25.6	24.9	13.7	0.6	100	1,720	64.9
Test/Task Prawf/Tasg	0.1	5.2	1.9	2.0	-	-	-	7.9	19.2	23.7	26.4	13.6	-	100	1,720	63.8
Science/Gwyddoniaeth																
TA results Canlyniadau AA	-	0.3	0.3	-	0.8	0.9	0.8	9.3	22.4	31.1	24.0	10.0	-	100	1,720	65.2
Test/Task Prawf/Tasg	0.1	4.4	1.6	1.6	-	-	-	9.3	19.8	28.5	23.5	11.1	-	100	1,720	63.1

The Vale of Glamorgan / Bro Morgannwg

Percentage of boys at each level/Canran y bechgyn ar bob lefel

	D	A	N	B	W	1	2	3	4	5	6	7	8+	Total Cyfanswm	Base/Sail 5+	
English/Saesneg																
TA results Canlyniadau AA	-	1.0	0.1	-	0.4	1.1	1.0	8.9	22.6	34.7	22.6	7.2	0.4	100	800	64.9
Test/Task Prawf/Tasg	-	2.0	1.4	1.9	-	-	-	7.7	23.7	34.5	19.7	9.1	-	100	800	63.3
Welsh/Cymraeg																
TA results Canlyniadau AA	*	*	*	*	*	*	*	*	*	*	*	*	*	*	*	*
Test/Task Prawf/Tasg	*	*	*	*	*	*	*	*	*	*	*	*	*	*	*	*
Mathematics/Mathemateg																
TA results Canlyniadau AA	-	0.9	-	-	0.6	0.9	1.7	6.4	20.0	21.5	28.0	18.2	1.9	100	800	69.5
Test/Task Prawf/Tasg	-	3.5	1.4	1.1	-	-	-	7.0	19.7	19.1	29.1	19.1	-	100	800	67.3
Science/Gwyddoniaeth																
TA results Canlyniadau AA	-	0.4	-	-	0.4	0.2	1.0	7.2	21.7	30.3	21.1	15.9	1.7	100	800	69.0
Test/Task Prawf/Tasg	-	2.0	0.6	1.2	-	-	-	6.2	19.0	25.2	27.0	18.7	-	100	800	70.9

Percentage of girls at each level/Canran y merched ar bob lefel

	D	A	N	B	W	1	2	3	4	5	6	7	8+	Total Cyfanswm	Base/Sail 5+	
English/Saesneg																
TA results Canlyniadau AA	-	-	0.5	-	0.1	0.4	1.8	5.7	16.0	34.3	27.0	14.2	-	100	790	75.5
Test/Task Prawf/Tasg	-	1.8	0.9	1.4	-	-	-	5.6	15.5	35.0	23.8	16.1	-	100	790	74.9
Welsh/Cymraeg																
TA results Canlyniadau AA	*	*	*	*	*	*	*	*	*	*	*	*	*	*	*	*
Test/Task Prawf/Tasg	*	*	*	*	*	*	*	*	*	*	*	*	*	*	*	*
Mathematics/Mathemateg																
TA results Canlyniadau AA	-	0.3	0.3	-	0.1	0.6	0.8	5.7	19.9	25.7	31.4	14.7	0.5	100	790	72.4
Test/Task Prawf/Tasg	-	3.0	1.6	0.6	-	-	-	7.0	21.3	23.6	29.7	13.2	-	100	790	66.4
Science/Gwyddoniaeth																
TA results Canlyniadau AA	-	-	0.3	-	0.1	0.3	1.1	5.6	17.0	32.6	28.6	14.1	0.4	100	790	75.7
Test/Task Prawf/Tasg	-	2.3	0.6	0.8	-	-	-	5.3	18.6	27.5	31.6	13.3	-	100	790	72.4

Percentage of boys and girls at each level/Canran y bechgyn a'r merched ar bob lefel

	D	A	N	B	W	1	2	3	4	5	6	7	8+	Total Cyfanswm	Base/Sail 5+	
English/Saesneg																
TA results Canlyniadau AA	-	0.5	0.3	-	0.3	0.8	1.4	7.3	19.3	34.5	24.8	10.7	0.2	100	1,590	70.2
Test/Task Prawf/Tasg	-	1.9	1.1	1.6	-	-	-	6.7	19.6	34.7	21.8	12.6	-	100	1,590	69.1
Welsh/Cymraeg																
TA results Canlyniadau AA	*	*	*	*	*	*	*	*	*	*	*	*	*	*	*	*
Test/Task Prawf/Tasg	*	*	*	*	*	*	*	*	*	*	*	*	*	*	*	*
Mathematics/Mathemateg																
TA results Canlyniadau AA	-	0.6	0.1	-	0.4	0.8	1.3	6.0	19.9	23.6	29.7	16.5	1.2	100	1,590	70.9
Test/Task Prawf/Tasg	-	3.3	1.5	0.9	-	-	-	7.0	20.5	21.3	29.4	16.2	-	100	1,590	66.9
Science/Gwyddoniaeth																
TA results Canlyniadau AA	-	0.2	0.1	-	0.3	0.3	1.1	6.4	19.4	31.4	24.8	15.0	1.1	100	1,590	72.3
Test/Task Prawf/Tasg	-	2.1	0.6	1.0	-	-	-	5.8	18.8	26.4	29.2	16.0	-	100	1,590	71.6

Rhondda, Cynon, Taff / Rhondda, Cynon, Taf

Percentage of boys at each level/Canran y bechgyn ar bob lefel

	D	A	N	B	W	1	2	3	4	5	6	7	8+	Total Cyfanswm	Base/Sail	5+
English/Saesneg																
TA results Canlyniadau AA	0.2	1.4	0.2	-	-	0.7	5.2	13.6	28.8	28.8	16.7	4.3	0.1	100	1,670	49.9
Test/Task Prawf/Tasg	0.8	4.4	3.5	2.7	-	-	-	13.4	25.9	27.8	16.1	5.4	-	100	1,670	49.3
Welsh/Cymraeg																
TA results Canlyniadau AA	0.3	0.3	1.0	-	-	-	-	12.5	31.4	31.8	15.9	6.8	-	100	300	54.4
Test/Task Prawf/Tasg	-	3.7	1.0	1.7	-	-	-	7.1	30.4	32.4	17.9	5.7	-	100	300	56.1
Mathematics/Mathemateg																
TA results Canlyniadau AA	0.5	1.0	0.1	-	-	0.1	2.2	13.6	24.1	23.4	26.4	8.7	-	100	1,670	58.5
Test/Task Prawf/Tasg	0.1	7.3	1.1	0.7	-	-	-	10.4	24.1	20.5	26.8	9.0	-	100	1,670	56.3
Science/Gwyddoniaeth																
TA results Canlyniadau AA	0.1	1.4	0.2	-	-	0.1	1.2	13.1	24.8	31.8	21.5	5.7	-	100	1,660	59.1
Test/Task Prawf/Tasg	0.1	4.9	1.2	1.0	-	-	-	11.5	22.8	29.9	22.4	6.2	-	100	1,660	58.5

Percentage of girls at each level/Canran y merched ar bob lefel

	D	A	N	B	W	1	2	3	4	5	6	7	8+	Total Cyfanswm	Base/Sail	5+
English/Saesneg																
TA results Canlyniadau AA	0.1	0.7	0.3	-	-	0.1	1.4	7.0	25.7	34.5	19.6	10.4	0.2	100	1,650	64.7
Test/Task Prawf/Tasg	0.5	3.1	1.0	0.8	-	-	-	6.9	23.3	32.9	20.5	11.0	-	100	1,650	64.4
Welsh/Cymraeg																
TA results Canlyniadau AA	0.3	-	-	-	-	-	-	3.5	22.0	39.6	27.7	6.9	-	100	320	74.2
Test/Task Prawf/Tasg	0.3	4.1	-	0.3	-	-	-	1.3	22.0	36.5	26.4	9.1	-	100	320	72.0
Mathematics/Mathemateg																
TA results Canlyniadau AA	0.2	0.4	-	-	-	-	1.3	10.4	24.4	27.8	25.1	10.1	0.2	100	1,650	63.1
Test/Task Prawf/Tasg	0.1	6.1	1.0	0.4	-	-	-	9.2	23.2	25.8	24.7	9.6	-	100	1,650	60.1
Science/Gwyddoniaeth																
TA results Canlyniadau AA	-	0.4	0.1	-	-	-	0.9	11.2	27.3	30.7	22.3	7.1	-	100	1,650	60.1
Test/Task Prawf/Tasg	0.1	4.1	0.7	0.2	-	-	-	12.0	26.0	28.2	22.6	6.2	-	100	1,650	57.0

Percentage of boys and girls at each level/Canran y bechgyn a'r merched ar bob lefel

	D	A	N	B	W	1	2	3	4	5	6	7	8+	Total Cyfanswm	Base/Sail	5+
English/Saesneg																
TA results Canlyniadau AA	0.2	1.0	0.3	-	-	0.4	3.3	10.3	27.3	31.6	18.1	7.3	0.2	100	3,320	57.3
Test/Task Prawf/Tasg	0.6	3.8	2.2	1.8	-	-	-	10.2	24.6	30.3	18.3	8.2	-	100	3,320	56.8
Welsh/Cymraeg																
TA results Canlyniadau AA	0.3	0.2	0.5	-	-	-	-	7.8	26.5	35.8	22.0	6.8	-	100	610	64.7
Test/Task Prawf/Tasg	0.2	3.9	0.5	1.0	-	-	-	4.1	26.1	34.5	22.3	7.5	-	100	610	64.3
Mathematics/Mathemateg																
TA results Canlyniadau AA	0.4	0.7	0.1	-	-	-	1.7	12.0	24.3	25.6	25.7	9.4	0.1	100	3,320	60.8
Test/Task Prawf/Tasg	0.1	6.7	1.1	0.5	-	-	-	9.8	23.7	23.1	25.7	9.3	-	100	3,320	58.2
Science/Gwyddoniaeth																
TA results Canlyniadau AA	-	0.9	0.2	-	-	-	1.1	12.2	26.0	31.3	21.9	6.4	-	100	3,310	59.6
Test/Task Prawf/Tasg	0.1	4.5	0.9	0.6	-	-	-	11.8	24.4	29.1	22.5	6.2	-	100	3,310	57.7

Merthyr Tydfil / Merthyr Tudful

Percentage of boys at each level/Canran y bechgyn ar bob lefel

	D	A	N	B	W	1	2	3	4	5	6	7	8+	Total Cyfanswm	Base/Sail 5+	
English/Saesneg																
TA results Canlyniadau AA	-	1.9	0.7	-	1.4	0.5	7.6	17.6	25.7	27.3	12.5	4.9	-	100	430	44.7
Test/Task Prawf/Tasg	-	6.9	4.6	6.7	-	-	-	11.3	24.1	29.4	12.5	4.4	-	100	430	46.3
Welsh/Cymraeg																
TA results Canlyniadau AA	*	*	*	*	*	*	*	*	*	*	*	*	*	*	*	*
Test/Task Prawf/Tasg	*	*	*	*	*	*	*	*	*	*	*	*	*	*	*	*
Mathematics/Mathemateg																
TA results Canlyniadau AA	-	0.7	0.5	-	0.5	-	3.9	15.0	23.4	23.6	22.7	9.7	-	100	430	56.0
Test/Task Prawf/Tasg	-	8.8	2.1	0.5	-	-	-	13.4	22.9	20.4	22.7	9.3	-	100	430	52.3
Science/Gwyddoniaeth																
TA results Canlyniadau AA	-	1.9	0.2	-	-	-	2.5	14.4	27.8	28.2	16.0	9.0	-	100	430	53.2
Test/Task Prawf/Tasg	-	8.8	2.3	-	-	-	-	11.8	22.7	26.6	22.0	5.8	-	100	430	54.4

Percentage of girls at each level/Canran y merched ar bob lefel

	D	A	N	B	W	1	2	3	4	5	6	7	8+	Total Cyfanswm	Base/Sail 5+	
English/Saesneg																
TA results Canlyniadau AA	-	0.7	0.2	-	0.5	0.2	3.9	11.1	18.4	33.2	20.4	11.3	-	100	410	64.9
Test/Task Prawf/Tasg	-	2.9	2.5	2.7	-	-	-	6.4	18.7	33.2	22.9	10.8	-	100	410	66.8
Welsh/Cymraeg																
TA results Canlyniadau AA	*	*	*	*	*	*	*	*	*	*	*	*	*	*	*	*
Test/Task Prawf/Tasg	*	*	*	*	*	*	*	*	*	*	*	*	*	*	*	*
Mathematics/Mathemateg																
TA results Canlyniadau AA	-	0.5	0.2	-	0.2	-	3.7	12.5	21.4	28.5	19.4	13.0	0.5	100	410	61.4
Test/Task Prawf/Tasg	-	6.4	3.9	0.2	-	-	-	9.3	21.4	26.5	21.6	10.6	-	100	410	58.7
Science/Gwyddoniaeth																
TA results Canlyniadau AA	-	0.7	-	-	0.2	-	1.7	13.3	27.8	31.7	17.0	7.6	-	100	410	56.3
Test/Task Prawf/Tasg	-	4.9	1.2	-	-	-	-	10.6	24.8	31.4	19.9	7.1	-	100	410	58.5

Percentage of boys and girls at each level/Canran y bechgyn a'r merched ar bob lefel

	D	A	N	B	W	1	2	3	4	5	6	7	8+	Total Cyfanswm	Base/Sail 5+	
English/Saesneg																
TA results Canlyniadau AA	-	1.3	0.5	-	1.0	0.4	5.8	14.4	22.2	30.2	16.3	8.0	-	100	840	54.5
Test/Task Prawf/Tasg	-	5.0	3.6	4.8	-	-	-	8.9	21.5	31.2	17.5	7.5	-	100	840	56.3
Welsh/Cymraeg																
TA results Canlyniadau AA	*	*	*	*	*	*	*	*	*	*	*	*	*	*	*	*
Test/Task Prawf/Tasg	*	*	*	*	*	*	*	*	*	*	*	*	*	*	*	*
Mathematics/Mathemateg																
TA results Canlyniadau AA	-	0.6	0.4	-	0.4	-	3.8	13.8	22.4	26.0	21.1	11.3	0.2	100	840	58.6
Test/Task Prawf/Tasg	-	7.6	3.0	0.4	-	-	-	11.4	22.2	23.4	22.2	9.9	-	100	840	55.4
Science/Gwyddoniaeth																
TA results Canlyniadau AA	-	1.3	0.1	-	0.1	-	2.1	13.8	27.8	29.9	16.4	8.3	-	100	840	54.7
Test/Task Prawf/Tasg	-	6.9	1.8	-	-	-	-	11.2	23.7	29.0	21.00	6.4	-	100	840	56.4

Caerphilly / Caerffili

Percentage of boys at each level/Canran y bechgyn ar bob lefel

	D	A	N	B	W	1	2	3	4	5	6	7	8+	Total Cyfanswm	Base/Sail	5+
English/Saesneg																
TA results Canlyniadau AA	0.3	0.5	0.8	-	0.5	1.1	5.7	16.5	28.7	29.9	13.1	2.9	-	100	1,290	46.0
Test/Task Prawf/Tasg	0.6	3.1	5.3	3.3	-	-	-	13.6	27.6	29.8	12.6	4.0	-	100	1,290	46.4
Welsh/Cymraeg																
TA results Canlyniadau AA	*	*	*	*	*	*	*	*	*	*	*	*	*	*	90	*
Test/Task Prawf/Tasg	*	*	*	*	*	*	*	*	*	*	*	*	*	*	90	*
Mathematics/Mathemateg																
TA results Canlyniadau AA	0.5	0.5	1.0	-	0.6	0.6	2.4	12.6	27.5	22.1	22.0	10.1	0.1	100	1,290	54.3
Test/Task Prawf/Tasg	0.5	5.7	1.9	0.9	-	-	-	12.2	25.2	19.0	25.3	9.2	-	100	1,290	53.5
Science/Gwyddoniaeth																
TA results Canlyniadau AA	0.5	0.6	0.6	-	0.2	0.6	1.5	15.5	25.5	33.2	17.5	4.3	-	100	1,290	55.0
Test/Task Prawf/Tasg	0.5	4.1	2.3	0.9	-	-	-	13.5	22.8	27.0	21.7	7.2	-	100	1,290	55.9

Percentage of girls at each level/Canran y merched ar bob lefel

	D	A	N	B	W	1	2	3	4	5	6	7	8+	Total Cyfanswm	Base/Sail	5+
English/Saesneg																
TA results Canlyniadau AA	0.2	0.2	0.4	-	0.3	0.5	2.1	7.2	21.4	36.4	25.3	5.9	-	100	1,170	67.6
Test/Task Prawf/Tasg	0.7	2.5	1.8	1.5	-	-	-	7.0	20.6	35.0	23.0	7.9	-	100	1,170	65.9
Welsh/Cymraeg																
TA results Canlyniadau AA	*	*	*	*	*	*	*	*	*	*	*	*	*	*	70	*
Test/Task Prawf/Tasg	*	*	*	*	*	*	*	*	*	*	*	*	*	*	70	*
Mathematics/Mathemateg																
TA results Canlyniadau AA	0.4	0.1	0.2	-	0.5	0.3	1.7	9.7	26.2	26.3	24.7	9.9	-	100	1,170	60.9
Test/Task Prawf/Tasg	0.8	4.0	2.3	0.9	-	-	-	9.9	23.6	22.8	26.0	9.7	-	100	1,170	58.5
Science/Gwyddoniaeth																
TA results Canlyniadau AA	0.4	0.3	0.3	-	0.3	0.2	0.8	9.2	25.7	32.6	23.1	7.1	-	100	1,170	62.8
Test/Task Prawf/Tasg	0.5	3.2	1.5	0.5	-	-	-	9.8	22.1	30.2	23.0	9.2	-	100	1,170	62.4

Percentage of boys and girls at each level/Canran y bechgyn a'r merched ar bob lefel

	D	A	N	B	W	1	2	3	4	5	6	7	8+	Total Cyfanswm	Base/Sail	5+
English/Saesneg																
TA results Canlyniadau AA	0.2	0.3	0.6	-	0.4	0.8	4.0	12.1	25.2	33.0	18.9	4.4	-	100	2,460	56.2
Test/Task Prawf/Tasg	0.7	2.8	3.6	2.5	-	-	-	10.5	24.3	32.3	17.5	5.9	-	100	2,460	55.7
Welsh/Cymraeg																
TA results Canlyniadau AA	*	*	*	*	*	*	*	*	*	*	*	*	*	*	160	*
Test/Task Prawf/Tasg	*	*	*	*	*	*	*	*	*	*	*	*	*	*	160	*
Mathematics/Mathemateg																
TA results Canlyniadau AA	0.4	0.3	0.6	-	0.6	0.5	2.1	11.2	26.9	24.1	23.3	10.0	-	100	2,460	57.4
Test/Task Prawf/Tasg	0.7	4.9	2.1	0.9	-	-	-	11.1	24.5	20.8	25.6	9.4	-	100	2,460	55.9
Science/Gwyddoniaeth																
TA results Canlyniadau AA	0.4	0.4	0.5	-	0.2	0.4	1.1	12.5	25.6	32.9	20.2	5.6	-	100	2,460	58.7
Test/Task Prawf/Tasg	0.5	3.7	2.0	0.7	-	-	-	11.7	22.5	28.5	22.3	8.1	-	100	2,460	59.0

Blaenau Gwent

Percentage of boys at each level/Canran y bechgyn ar bob lefel

	D	A	N	B	W	1	2	3	4	5	6	7	8+	Total Cyfanswm	Base/Sail 5+	
English/Saesneg																
TA results Canlyniadau AA	0.2	1.3	0.9	-	-	0.7	6.9	13.8	31.6	28.4	12.9	3.3	-	100	450	44.7
Test/Task Prawf/Tasg	0.2	5.6	5.8	5.3	-	-	-	14.7	27.3	29.8	9.6	1.8	-	100	450	41.1
Welsh/Cymraeg																
TA results Canlyniadau AA	*	*	*	*	*	*	*	*	*	*	*	*	*	*	*	*
Test/Task Prawf/Tasg	*	*	*	*	*	*	*	*	*	*	*	*	*	*	*	*
Mathematics/Mathemateg																
TA results Canlyniadau AA	0.2	2.0	0.2	-	-	0.9	2.2	13.1	30.4	24.9	17.3	8.7	-	100	450	50.9
Test/Task Prawf/Tasg	0.2	7.8	2.4	1.1	-	-	-	10.9	27.1	24.0	18.2	8.2	-	100	450	50.4
Science/Gwyddoniaeth																
TA results Canlyniadau AA	0.2	0.4	-	-	0.2	0.7	2.4	11.3	25.8	29.8	24.0	5.1	-	100	450	58.9
Test/Task Prawf/Tasg	0.2	6.4	2.4	0.9	-	-	-	11.1	23.3	27.3	21.8	6.4	-	100	450	55.6

Percentage of girls at each level/Canran y merched ar bob lefel

	D	A	N	B	W	1	2	3	4	5	6	7	8+	Total Cyfanswm	Base/Sail 5+	
English/Saesneg																
TA results Canlyniadau AA	-	1.5	0.2	-	0.4	0.4	2.5	5.6	24.0	37.1	22.5	5.8	-	100	480	65.4
Test/Task Prawf/Tasg	-	4.8	1.0	3.3	-	-	-	5.0	24.2	37.9	16.7	7.1	-	100	480	61.7
Welsh/Cymraeg																
TA results Canlyniadau AA	*	*	*	*	*	*	*	*	*	*	*	*	*	*	*	*
Test/Task Prawf/Tasg	*	*	*	*	*	*	*	*	*	*	*	*	*	*	*	*
Mathematics/Mathemateg																
TA results Canlyniadau AA	-	1.9	-	-	0.4	0.4	1.5	8.1	27.9	27.3	23.5	9.0	-	100	480	59.8
Test/Task Prawf/Tasg	-	9.6	0.8	1.5	-	-	-	9.0	22.3	26.7	23.5	6.7	-	100	480	56.9
Science/Gwyddoniaeth																
TA results Canlyniadau AA	-	0.8	-	-	0.4	0.6	1.3	8.1	26.5	32.3	22.5	7.5	-	100	480	62.3
Test/Task Prawf/Tasg	-	8.1	0.8	1.5	-	-	-	7.7	22.5	30.8	20.4	8.1	-	100	480	59.4

Percentage of boys and girls at each level/Canran y bechgyn a'r merched ar bob lefel

	D	A	N	B	W	1	2	3	4	5	6	7	8+	Total Cyfanswm	Base/Sail 5+	
English/Saesneg																
TA results Canlyniadau AA	0.1	1.4	0.5	-	0.2	0.5	4.6	9.6	27.6	32.9	17.8	4.6	-	100	930	55.4
Test/Task Prawf/Tasg	0.1	5.2	3.3	4.3	-	-	-	9.7	25.7	34.0	13.2	4.5	-	100	930	51.7
Welsh/Cymraeg																
TA results Canlyniadau AA	*	*	*	*	*	*	*	*	*	*	*	*	*	*	*	*
Test/Task Prawf/Tasg	*	*	*	*	*	*	*	*	*	*	*	*	*	*	*	*
Mathematics/Mathemateg																
TA results Canlyniadau AA	0.1	1.9	0.1	-	0.2	0.6	1.8	10.5	29.1	26.1	20.5	8.8	-	100	930	55.5
Test/Task Prawf/Tasg	0.1	8.7	1.6	1.3	-	-	-	9.9	24.6	25.4	21.0	7.4	-	100	930	53.8
Science/Gwyddoniaeth																
TA results Canlyniadau AA	0.1	0.6	-	-	0.3	0.6	1.8	9.7	26.1	31.1	23.2	6.3	-	100	930	60.6
Test/Task Prawf/Tasg	0.1	7.3	1.6	1.2	-	-	-	9.4	22.9	29.1	21.1	7.3	-	100	930	57.5

Torfaen / Tor-faen

Percentage of boys at each level/Canran y bechgyn ar bob lefel

	D	A	N	B	W	1	2	3	4	5	6	7	8+	Total Cyfanswm	Base/Sail	5+
English/Saesneg																
TA results Canlyniadau AA	0.6	1.3	0.3	-	-	0.7	2.7	14.0	27.7	32.4	14.7	5.5	-	100	680	52.7
Test/Task Prawf/Tasg	0.6	4.4	2.8	3.2	-	-	-	13.0	27.3	29.1	12.4	7.2	-	100	680	48.7
Welsh/Cymraeg																
TA results Canlyniadau AA	*	*	*	*	*	*	*	*	*	*	*	*	*	*	70	*
Test/Task Prawf/Tasg	*	*	*	*	*	*	*	*	*	*	*	*	*	*	70	*
Mathematics/Mathemateg																
TA results Canlyniadau AA	0.6	-	0.3	-	-	0.1	2.2	13.5	22.9	25.1	23.8	10.9	0.4	100	680	60.3
Test/Task Prawf/Tasg	0.6	6.9	1.6	1.0	-	-	-	11.0	23.1	20.0	25.3	10.4	-	100	680	55.7
Science/Gwyddoniaeth																
TA results Canlyniadau AA	0.6	0.7	0.3	-	-	-	2.1	11.9	27.5	29.5	17.5	9.9	-	100	680	56.8
Test/Task Prawf/Tasg	0.6	5.9	1.5	1.2	-	-	-	9.9	24.2	26.1	20.8	10.0	-	100	680	56.8

Percentage of girls at each level/Canran y merched ar bob lefel

	D	A	N	B	W	1	2	3	4	5	6	7	8+	Total Cyfanswm	Base/Sail	5+
English/Saesneg																
TA results Canlyniadau AA	0.6	1.3	0.3	-	-	0.3	1.3	5.4	16.8	35.4	25.8	13.0	0.1	100	710	74.2
Test/Task Prawf/Tasg	0.6	3.7	0.8	1.3	-	-	-	7.6	17.5	34.5	20.4	13.7	-	100	710	68.6
Welsh/Cymraeg																
TA results Canlyniadau AA	*	*	*	*	*	*	*	*	*	*	*	*	*	*	70	*
Test/Task Prawf/Tasg	*	*	*	*	*	*	*	*	*	*	*	*	*	*	70	*
Mathematics/Mathemateg																
TA results Canlyniadau AA	0.6	0.3	0.1	-	-	-	1.1	10.1	20.4	26.8	26.5	13.8	0.3	100	710	67.3
Test/Task Prawf/Tasg	0.6	5.1	0.8	0.6	-	-	-	9.2	20.6	23.0	28.9	11.4	-	100	710	63.2
Science/Gwyddoniaeth																
TA results Canlyniadau AA	0.4	0.3	0.6	-	-	0.1	1.0	8.7	26.9	29.6	22.3	10.1	-	100	710	62.0
Test/Task Prawf/Tasg	0.4	5.2	1.4	0.4	-	-	-	8.9	24.2	26.5	23.7	9.3	-	100	710	59.4

Percentage of boys and girls at each level/Canran y bechgyn a'r merched ar bob lefel

	D	A	N	B	W	1	2	3	4	5	6	7	8+	Total Cyfanswm	Base/Sail	5+
English/Saesneg																
TA results Canlyniadau AA	0.6	1.3	0.3	-	-	0.5	1.9	9.6	22.1	33.9	20.4	9.3	0.1	100	1,390	63.7
Test/Task Prawf/Tasg	0.6	4.0	1.8	2.2	-	-	-	10.2	22.3	31.8	16.5	10.5	-	100	1,390	58.9
Welsh/Cymraeg																
TA results Canlyniadau AA	*	*	*	*	*	*	*	*	*	*	*	*	*	*	140	*
Test/Task Prawf/Tasg	*	*	*	*	*	*	*	*	*	*	*	*	*	*	140	*
Mathematics/Mathemateg																
TA results Canlyniadau AA	0.6	0.1	0.2	-	-	0.1	1.7	11.8	21.7	26.0	25.2	12.4	0.4	100	1,390	63.9
Test/Task Prawf/Tasg	0.6	6.0	1.2	0.8	-	-	-	10.1	21.8	21.5	27.1	10.9	-	100	1,390	59.6
Science/Gwyddoniaeth																
TA results Canlyniadau AA	0.5	0.5	0.4	-	-	0.1	1.5	10.3	27.2	29.5	19.9	10.0	-	100	1,390	59.5
Test/Task Prawf/Tasg	0.5	5.5	1.4	0.8	-	-	-	9.4	24.2	26.3	22.2	9.6	-	100	1,390	58.2

Monmouthshire / Sir Fynwy

Percentage of boys at each level/Canran y bechgyn ar bob lefel

	D	A	N	B	W	1	2	3	4	5	6	7	8+	Total Cyfanswm	Base/Sail 5+	
English/Saesneg																
TA results Canlyniadau AA	1.0	0.8	-	-	-	0.4	1.6	9.1	24.9	31.0	21.7	9.1	0.4	100	490	62.1
Test/Task Prawf/Tasg	0.8	4.0	1.2	1.2	-	-	-	6.9	23.7	35.0	16.4	10.7	-	100	490	62.1
Welsh/Cymraeg																
TA results Canlyniadau AA	*	*	*	*	*	*	*	*	*	*	*	*	*	*	*	*
Test/Task Prawf/Tasg	*	*	*	*	*	*	*	*	*	*	*	*	*	*	*	*
Mathematics/Mathemateg																
TA results Canlyniadau AA	0.6	1.4	0.4	-	-	-	-	10.7	18.2	28.9	23.8	13.5	2.4	100	500	68.7
Test/Task Prawf/Tasg	0.6	5.3	0.8	-	-	-	-	5.5	23.4	20.8	24.8	18.8	-	100	500	64.4
Science/Gwyddoniaeth																
TA results Canlyniadau AA	0.4	2.2	0.4	-	-	-	0.8	6.7	20.2	28.1	30.5	9.7	1.0	100	500	69.3
Test/Task Prawf/Tasg	0.6	3.2	0.8	-	-	-	-	4.0	20.0	27.9	28.3	15.2	-	100	500	71.3

Percentage of girls at each level/Canran y merched ar bob lefel

	D	A	N	B	W	1	2	3	4	5	6	7	8+	Total Cyfanswm	Base/Sail 5+	
English/Saesneg																
TA results Canlyniadau AA	0.6	0.8	-	-	-	-	2.5	3.3	13.1	30.9	30.5	18.4	-	100	490	79.8
Test/Task Prawf/Tasg	0.6	3.5	1.2	1.2	-	-	-	3.3	12.9	29.7	28.8	18.8	-	100	490	77.3
Welsh/Cymraeg																
TA results Canlyniadau AA	*	*	*	*	*	*	*	*	*	*	*	*	*	*	*	*
Test/Task Prawf/Tasg	*	*	*	*	*	*	*	*	*	*	*	*	*	*	*	*
Mathematics/Mathemateg																
TA results Canlyniadau AA	1.0	0.8	-	-	-	-	1.4	6.7	18.0	29.0	26.0	15.7	1.2	100	490	72.0
Test/Task Prawf/Tasg	1.0	7.2	1.4	-	-	-	-	4.3	17.2	22.7	30.9	15.3	-	100	490	68.9
Science/Gwyddoniaeth																
TA results Canlyniadau AA	0.4	1.6	-	-	-	-	0.6	5.5	18.4	28.8	30.3	13.9	0.4	100	490	73.4
Test/Task Prawf/Tasg	0.6	4.7	0.8	-	-	-	-	5.3	15.3	31.1	29.9	12.3	-	100	490	73.2

Percentage of boys and girls at each level/Canran y bechgyn a'r merched ar bob lefel

	D	A	N	B	W	1	2	3	4	5	6	7	8+	Total Cyfanswm	Base/Sail 5+	
English/Saesneg																
TA results Canlyniadau AA	0.8	0.8	-	-	-	0.2	2.0	6.2	19.0	30.9	26.0	13.7	0.2	100	980	70.9
Test/Task Prawf/Tasg	0.7	3.8	1.2	1.2	-	-	-	5.1	18.3	32.3	22.6	14.8	-	100	980	69.7
Welsh/Cymraeg																
TA results Canlyniadau AA	*	*	*	*	*	*	*	*	*	*	*	*	*	*	*	*
Test/Task Prawf/Tasg	*	*	*	*	*	*	*	*	*	*	*	*	*	*	*	*
Mathematics/Mathemateg																
TA results Canlyniadau AA	0.8	1.1	0.2	-	-	-	0.7	8.7	18.1	29.0	24.9	14.6	1.8	100	980	70.3
Test/Task Prawf/Tasg	0.8	6.2	1.1	-	-	-	-	4.9	20.3	21.7	27.8	17.1	-	100	980	66.7
Science/Gwyddoniaeth																
TA results Canlyniadau AA	0.4	1.9	0.2	-	-	-	0.7	6.1	19.3	28.5	30.4	11.8	0.7	100	980	71.3
Test/Task Prawf/Tasg	0.6	4.0	0.8	-	-	-	-	4.7	17.7	29.5	29.1	13.7	-	100	980	72.3

Newport / Casnewydd

Percentage of boys at each level/Canran y bechgyn ar bob lefel

	D	A	N	B	W	1	2	3	4	5	6	7	8+	Total Cyfanswm	Base/Sail	5+	
English/Saesneg																	
TA results Canlyniadau AA	0.8	1.4	0.5	-	0.5	-	5.1	16.0	23.9	31.5	15.6	4.4	0.3	100	920	51.7	
Test/Task Prawf/Tasg	0.1	5.7	4.9	3.8	-	-	-	13.0	22.0	29.8	15.6	5.1	-	100	920	50.5	
Welsh/Cymraeg																	
TA results Canlyniadau AA	*	*	*	*	*	*	*	*	*	*	*	*	*	*	*	*	*
Test/Task Prawf/Tasg	*	*	*	*	*	*	*	*	*	*	*	*	*	*	*	*	*
Mathematics/Mathemateg																	
TA results Canlyniadau AA	0.9	1.9	0.4	-	-	-	1.5	12.0	23.7	19.8	24.0	13.6	2.2	100	920	59.6	
Test/Task Prawf/Tasg	0.1	9.4	2.1	0.2	-	-	-	11.4	20.6	19.6	24.9	11.7	-	100	920	56.2	
Science/Gwyddoniaeth																	
TA results Canlyniadau AA	0.9	1.1	0.5	-	-	-	1.5	13.2	27.0	29.0	20.2	6.3	0.3	100	920	55.8	
Test/Task Prawf/Tasg	0.3	6.5	1.4	2.1	-	-	-	11.7	22.1	25.8	21.2	8.8	-	100	920	55.9	

Percentage of girls at each level/Canran y merched ar bob lefel

	D	A	N	B	W	1	2	3	4	5	6	7	8+	Total Cyfanswm	Base/Sail	5+	
English/Saesneg																	
TA results Canlyniadau AA	0.3	0.6	0.3	-	0.1	0.1	2.2	7.2	22.7	32.0	22.9	11.1	0.6	100	900	66.5	
Test/Task Prawf/Tasg	-	4.8	1.5	1.3	-	-	-	6.3	17.5	35.4	18.3	14.9	-	100	900	68.6	
Welsh/Cymraeg																	
TA results Canlyniadau AA	*	*	*	*	*	*	*	*	*	*	*	*	*	*	*	*	*
Test/Task Prawf/Tasg	*	*	*	*	*	*	*	*	*	*	*	*	*	*	*	*	*
Mathematics/Mathemateg																	
TA results Canlyniadau AA	0.3	0.7	0.2	-	-	-	0.9	9.0	24.8	25.4	23.7	12.7	2.3	100	900	64.2	
Test/Task Prawf/Tasg	-	8.5	1.5	0.2	-	-	-	10.7	20.7	23.9	24.0	10.4	-	100	900	58.3	
Science/Gwyddoniaeth																	
TA results Canlyniadau AA	0.3	0.3	0.2	-	-	-	1.0	10.3	28.5	31.1	19.7	7.6	0.9	100	900	59.3	
Test/Task Prawf/Tasg	-	5.6	1.1	0.8	-	-	-	10.6	24.9	26.7	20.7	9.6	-	100	900	57.0	

Percentage of boys and girls at each level/Canran y bechgyn a'r merched ar bob lefel

	D	A	N	B	W	1	2	3	4	5	6	7	8+	Total Cyfanswm	Base/Sail	5+	
English/Saesneg																	
TA results Canlyniadau AA	0.5	1.0	0.4	-	0.3	0.1	3.7	11.6	23.3	31.7	19.2	7.7	0.4	100	1,820	59.1	
Test/Task Prawf/Tasg	0.1	5.2	3.2	2.6	-	-	-	9.7	19.8	32.6	16.9	10.0	-	100	1,820	59.5	
Welsh/Cymraeg																	
TA results Canlyniadau AA	*	*	*	*	*	*	*	*	*	*	*	*	*	*	*	*	*
Test/Task Prawf/Tasg	*	*	*	*	*	*	*	*	*	*	*	*	*	*	*	*	*
Mathematics/Mathemateg																	
TA results Canlyniadau AA	0.6	1.3	0.3	-	-	-	1.2	10.5	24.3	22.6	23.8	13.2	2.3	100	1,820	61.9	
Test/Task Prawf/Tasg	0.1	8.9	1.8	0.2	-	-	-	11.1	20.6	21.7	24.5	11.0	-	100	1,820	57.2	
Science/Gwyddoniaeth																	
TA results Canlyniadau AA	0.6	0.7	0.4	-	-	-	1.3	11.7	27.8	30.0	19.9	7.0	0.6	100	1,820	57.5	
Test/Task Prawf/Tasg	0.2	6.1	1.3	1.4	-	-	-	11.1	23.5	26.2	21.0	9.2	-	100	1,820	56.4	

Cardiff / Caerdydd

Percentage of boys at each level/Canran y bechgyn ar bob lefel

	D	A	N	B	W	1	2	3	4	5	6	7	8+	Total Cyfanswm	Base/Sail 5+	
English/Saesneg																
TA results Canlyniadau AA	0.1	1.9	1.1	-	-	0.3	4.3	12.0	23.4	31.3	19.5	5.7	0.3	100	2,040	56.9
Test/Task Prawf/Tasg	0.1	4.9	2.3	3.3	-	-	-	11.1	24.0	28.4	16.9	9.0	-	100	2,040	54.3
Welsh/Cymraeg																
TA results Canlyniadau AA	*	*	*	*	*	*	*	*	*	*	*	*	*	*	150	*
Test/Task Prawf/Tasg	*	*	*	*	*	*	*	*	*	*	*	*	*	*	150	*
Mathematics/Mathemateg																
TA results Canlyniadau AA	0.1	2.4	0.5	-	0.2	0.2	1.8	9.6	22.5	23.3	23.9	15.1	0.3	100	2,040	62.6
Test/Task Prawf/Tasg	0.1	8.6	1.6	0.5	-	-	-	8.1	22.0	19.3	24.8	15.1	-	100	2,040	59.2
Science/Gwyddoniaeth																
TA results Canlyniadau AA	0.1	1.4	0.4	-	0.1	0.1	1.1	10.5	24.3	27.4	23.4	11.0	-	100	2,040	61.8
Test/Task Prawf/Tasg	0.1	6.1	1.5	0.8	-	-	-	9.0	21.8	25.1	23.7	11.9	-	100	2,040	60.7

Percentage of girls at each level/Canran y merched ar bob lefel

	D	A	N	B	W	1	2	3	4	5	6	7	8+	Total Cyfanswm	Base/Sail 5+	
English/Saesneg																
TA results Canlyniadau AA	0.1	1.1	0.6	-	-	0.2	1.5	6.0	17.6	35.0	24.8	12.7	0.5	100	1,930	73.0
Test/Task Prawf/Tasg	0.1	4.0	1.4	1.3	-	-	-	5.8	16.8	34.4	22.6	13.6	-	100	1,930	70.6
Welsh/Cymraeg																
TA results Canlyniadau AA	*	*	*	*	*	*	*	*	*	*	*	*	*	*	170	*
Test/Task Prawf/Tasg	*	*	*	*	*	*	*	*	*	*	*	*	*	*	170	*
Mathematics/Mathemateg																
TA results Canlyniadau AA	0.1	1.3	0.7	-	0.2	0.2	1.7	8.8	21.2	26.5	25.5	13.6	0.2	100	1,930	65.9
Test/Task Prawf/Tasg	0.1	6.4	2.0	0.4	-	-	-	8.4	21.0	23.4	26.6	11.8	-	100	1,930	61.7
Science/Gwyddoniaeth																
TA results Canlyniadau AA	0.1	0.9	0.2	-	0.1	0.1	1.0	9.7	25.5	29.1	22.8	10.6	-	100	1,930	62.5
Test/Task Prawf/Tasg	0.1	5.0	1.6	0.6	-	-	-	9.5	22.8	26.8	23.5	10.1	-	100	1,930	60.4

Percentage of boys and girls at each level/Canran y bechgyn a'r merched ar bob lefel

	D	A	N	B	W	1	2	3	4	5	6	7	8+	Total Cyfanswm	Base/Sail 5+	
English/Saesneg																
TA results Canlyniadau AA	0.1	1.5	0.9	-	-	0.2	2.9	9.1	20.6	33.1	22.1	9.1	0.4	100	3,970	64.8
Test/Task Prawf/Tasg	0.1	4.5	1.8	2.3	-	-	-	8.5	20.5	31.3	19.7	11.2	-	100	3,970	62.2
Welsh/Cymraeg																
TA results Canlyniadau AA	*	*	*	*	*	*	*	*	*	*	*	*	*	*	320	*
Test/Task Prawf/Tasg	*	*	*	*	*	*	*	*	*	*	*	*	*	*	320	*
Mathematics/Mathemateg																
TA results Canlyniadau AA	0.1	1.9	0.6	-	0.2	0.2	1.7	9.2	21.9	24.8	24.7	14.4	0.3	100	3,970	64.2
Test/Task Prawf/Tasg	0.1	7.5	1.8	0.5	-	-	-	8.2	21.5	21.3	25.7	13.5	-	100	3,970	60.4
Science/Gwyddoniaeth																
TA results Canlyniadau AA	0.1	1.2	0.3	-	0.1	0.1	1.1	10.1	24.9	28.2	23.1	10.8	-	100	3,970	62.1
Test/Task Prawf/Tasg	0.1	5.6	1.5	0.7	-	-	-	9.3	22.3	25.9	23.6	11.1	-	100	3,970	60.5

20001

Performance Bands Bandiau Perfformiad

section
adran

3

National Curriculum Assessment Results In Wales: 2001

Canlyniadau Aseidiadau'r Cwricwlwm Cenedlaethol Yng Nghymru: 2001



Introduction to Section 3

The following tables show the median, upper and lower quartiles of the distribution of schools according to the percentage of 14-year-olds in each school achieving level 5 or above. The data are shown, where available, for each subject as determined by Teacher Assessment and NC Test/Task results. The Teacher Assessment tables also include figures for the Core Subject Indicator, i.e. the percentage of pupils attaining at least level 5 in English or Welsh (first language), Mathematics and Science in combination. There are separate tables for the results and for all schools with more than five pupils eligible for assessment.

Median: The median is that percentage of pupils achieving level 5 or above which represents the mid point of the results of schools. In half the schools, the percentage of pupils achieving level 5 or above is above the median, and in half, the percentage is below the median.

Example: *the figures show that in half the schools in Wales more than 61 per cent of pupils were at level 5 or above in English as determined by Teacher Assessment.*

Upper and Lower Quartiles: Quartiles divide the number of schools into four equally sized groups based on the assessment results i.e. the upper quartile represents the performance of the top 25 per cent of schools. Separate quartiles are calculated for each subject and where available, for Teacher Assessment and NC Test/Task.

Therefore, the schools where the percentage of pupils achieving at least level 5 is at or above the upper quartile figure, have results in the top 25 per cent of schools. Similarly, schools where the percentage of pupils achieving level 5 or above is at or below the lower quartile figure, have results in the bottom 25 per cent of schools.

Example: *In school x, 59 per cent of pupils attained level 5 or above in mathematics as determined by Teacher Assessment. The median for mathematics teacher assessment is 63 per cent. School x's results are below the median, which means its results are in the lower 50 per cent of schools. However, the results are above the lower quartile figure of 52 per cent, which means its results are not in the lower 25 per cent.*

Performance Bands: The charts which follow the tables show the number of schools in a range of performance bands for each subject and the Core Subject Indicator. The results as determined by Teacher Assessment and NC Test/Task are shown separately. The charts are based on the number of schools with more than five pupils eligible for assessment.

Example: *in 34 schools, between 65 and 70 per cent of pupils attained level 5 or above in English as determined by Teacher Assessment.*

Cyflwyniad i Adran 3

Mae'r tablau canlynol yn dangos canolrif a chwartelau uchaf ac isaf dosbarthiad yr ysgolion yn ôl y ganran o ddisgyblion 14 oed ym mhob ysgol sy'n cyrraedd lefel 5 neu uwch. Dangosir y data, lle bo ar gael, ar gyfer pob pwnc fel y'i nodwyd drwy'r Asesiadau Athrawon a chanlyniadau Tasgau/Profion y CC. Mae'r tablau hefyd yn cynnwys ffigurau ar gyfer y Dangosydd Pynciau Craidd h.y. y ganran o ddisgyblion sy'n cyrraedd o leiaf lefel 5 mewn Cymraeg (iaith gyntaf) neu Saesneg, mathemateg a gwyddoniaeth mewn cyfuniad. Ceir tablau ar wahân ar gyfer y canlyniadau o'r holl ysgolion a gyflwynodd ganlyniadau ac ar gyfer yr holl ysgolion sydd â mwy na phum disgybl yn gymwys i'w hasesu.

Canolrif: Y canolrif yw'r ganran honno o ddisgyblion sy'n cyrraedd lefel 5 neu uwch sy'n cynrychioli pwynt canol canlyniadau'r ysgolion. Yn hanner yr ysgolion, mae canran y disgyblion sy'n cyrraedd lefel 5 neu uwch yn fwy na'r canolrif, ac yn eu hanner mae'r ganran yn is na'r canolrif.

Enghraifft: Yn hanner yr holl ysgolion yng Nghymru, mae'r ffigurau'n dangos bod mwy na 61 y cant o'r disgyblion wedi cyrraedd lefel 5 neu uwch mewn Saesneg yn ôl yr Asesiad Athrawon.

Chwartelau Uchaf ac Isaf: Mae'r chwartelau'n rhannu nifer yr ysgolion i bedwar grŵp o'r un faint ar sail canlyniadau'r asesiadau h.y. mae'r chwartel uchaf yn cynrychioli perfformiad y 25 y cant uchaf o'r ysgolion. Cyfrifir chwartelau ar wahân ar gyfer pob pwnc a lle maent ar gael, Asesiadau Athrawon a Tasgau/Profion y CC.

Felly, mae gan yr ysgolion, lle mae'r ganran o ddisgyblion sy'n cyrraedd o leiaf lefel 5 yn gyfartal â ffigur y chwartel uchaf neu uwch, ganlyniadau yn y 25 y cant uchaf o ysgolion. Yn yr un modd, mae gan ysgolion lle mae'r ganran o ddisgyblion sy'n cyrraedd lefel 5 neu uwch yn gyfartal â ffigur y chwartel isaf neu'n is, ganlyniadau yn y 25 y cant isaf o ysgolion.

Enghraifft: Yn ysgol x, cyrhaeddodd 59 y cant o'r disgyblion lefel 5 neu uwch mewn mathemateg fel y nodwyd drwy'r Asesiad Athrawon. Y canolrif ar gyfer Asesiadau Athrawon mathemateg yw 63 y cant. Mae canlyniadau ysgol x yn is na'r canolrif, sy'n golygu bod ei chanlyniadau yn y 50 y cant isaf o ysgolion. Er hynny, mae'r canlyniadau yn uwch na ffigur y chwartel isaf sef 52 y cant, sy'n golygu nad yw ei chanlyniadau yn y 25 y cant isaf.

Bandiau Perfformiad: Mae'r siartiau sy'n dilyn y tablau'n dangos nifer yr ysgolion mewn amrediad o fandiau perfformiad ar gyfer pob pwnc a'r Dangosydd Pynciau Craidd. Dangosir y canlyniadau fel y'u pennwyd drwy'r Asesiadau Athrawon a Phrawf/Tasg y CC ar wahân. Seilir y siartau hyn ar nifer yr ysgolion sydd â mwy na phum disgybl yn gymwys i'w hasesu.

Enghraifft: mewn 34 o ysgolion, cyrhaeddodd rhwng 65 a 70 y cant o'r disgyblion lefel 5 neu uwch mewn Saesneg fel y pennwyd drwy'r Asesiadau Athrawon.

Performance bands – Bandiau perfformiad

Distribution of schools by the percentage of pupils at level 5 or above
 Dosbarthiad ysgolion yn ôl canran y disgyblion ar lefel 5 neu'n uwch

All schools with pupils eligible for assessment

Pob ysgol â disgyblion yn gymwys i'w hasesu

Teacher Assessment/Asesiad Athrawon

Subject Pwnc	Total number of schools Cyfanswm yr ysgolion	Lower quartile Chwarterel isaf	Median Canolrif	Upper quartile Chwarterel uchaf
English/Saesneg	274	49	61	70
Welsh/Cymraeg	70	63	72	83
Mathematics/Mathemateg	273	52	63	73
Science/Gwyddoniaeth	273	47	61	72
Core subject indicator(1) Dangosydd pynciau craidd	275	37	48	59

Tests/Profion

Subject Pwnc	Total number of schools Cyfanswm yr ysgolion	Lower quartile Chwarterel isaf	Median Canolrif	Upper quartile Chwarterel uchaf
English/Saesneg	274	47	59	69
Welsh/Cymraeg	70	63	71	80
Mathematics/Mathemateg	273	48	60	69
Science/Gwyddoniaeth	273	47	61	73
Core subject indicator(1) Dangosydd pynciau craidd	275	34	47	57

All schools with more than 5 pupils eligible for assessment

Pob ysgol â mwy na 5 disgybl yn gymwys iw hasesu

Teacher Assessment/Asesiad Athrawon

Subject Pwnc	Total number of schools Cyfanswm yr ysgolion	Lower quartile Chwarterel isaf	Median Canolrif	Upper quartile Chwarterel uchaf
English/Saesneg	261	51	62	71
Welsh/Cymraeg	62	63	71	77
Mathematics/Mathemateg	261	54	64	73
Science/Gwyddoniaeth	261	50	62	73
Core subject indicator(1) Dangosydd pynciau craidd	262	38	48	59

Tests/Profion

Subject Pwnc	Total number of schools Cyfanswm yr ysgolion	Lower quartile Chwarterel isaf	Median Canolrif	Upper quartile Chwarterel uchaf
English/Saesneg	261	50	61	70
Welsh/Cymraeg	62	63	70	77
Mathematics/Mathemateg	261	50	60	69
Science/Gwyddoniaeth	261	49	62	73
Core subject indicator(1) Dangosydd pynciau craidd	262	36	47	58

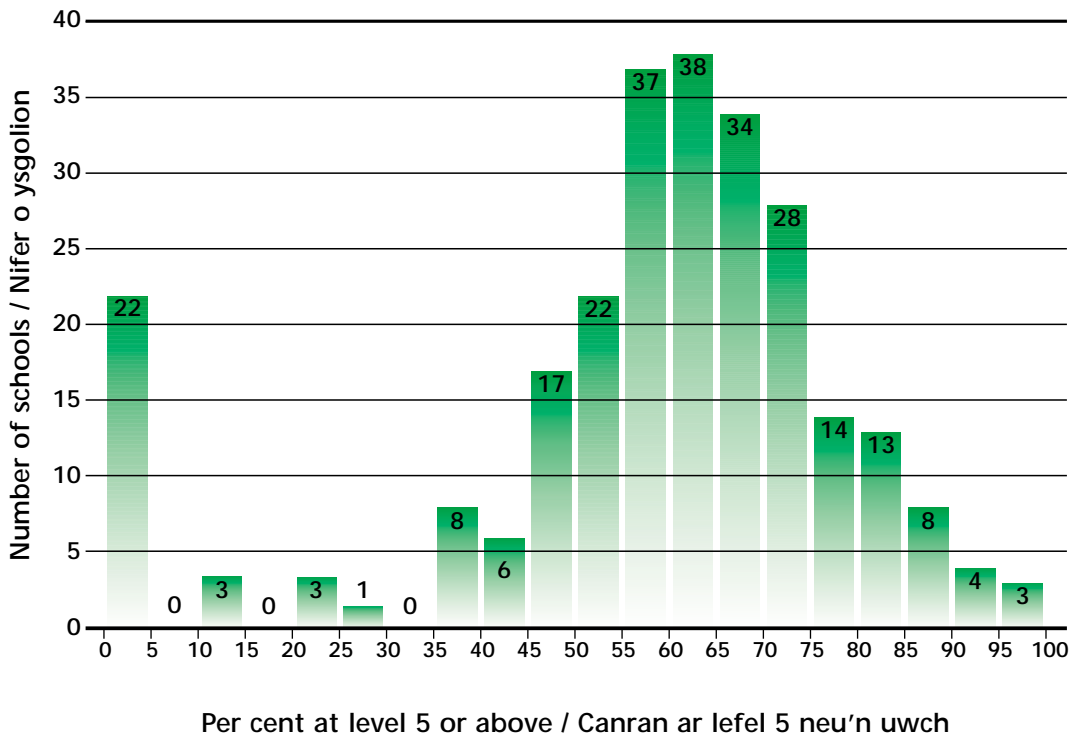
⁽¹⁾ Based on performance in mathematics, science and either English or Welsh (first language) in combination.

⁽¹⁾ Wedi'i seilio ar berfformiad mewn mathemateg, gwyddoniaeth a naill ai Cymraeg (iaith gyntaf) neu Saesneg mewn cyfuniad.

Performance bands - Bandiau perfformiad

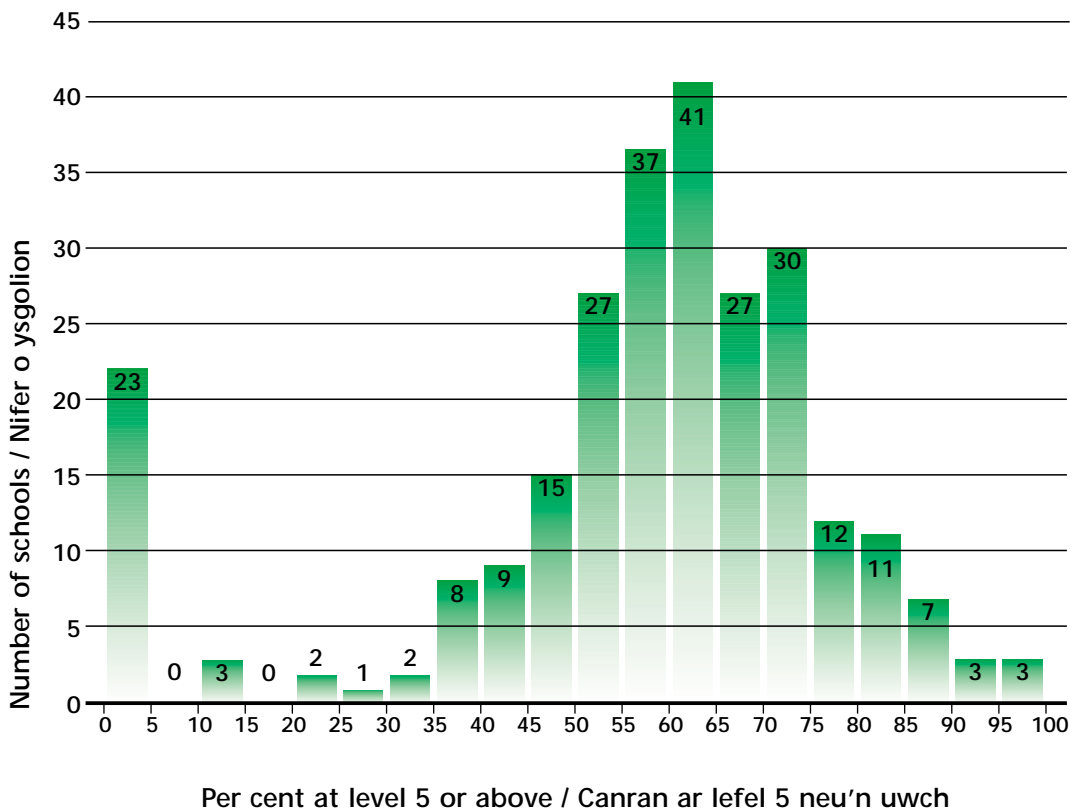
English/Saesneg

Teacher assessment/Asesiad athrawon



English/Saesneg

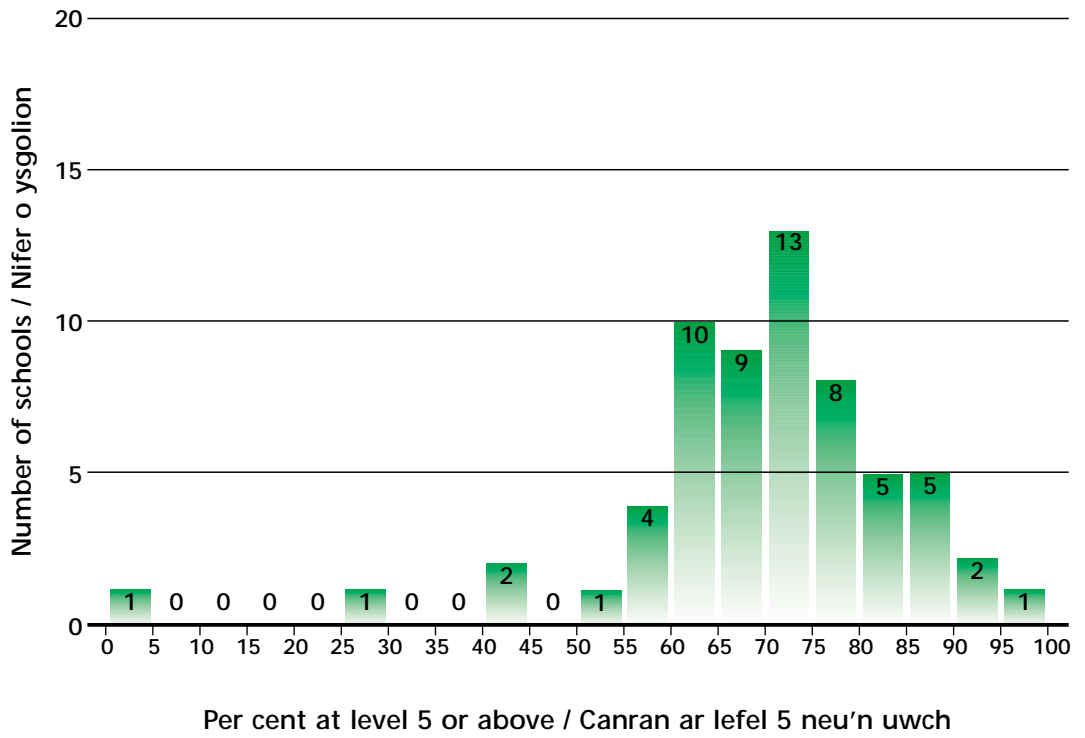
Tests/Profion



Performance bands - Bandiau perfformiad

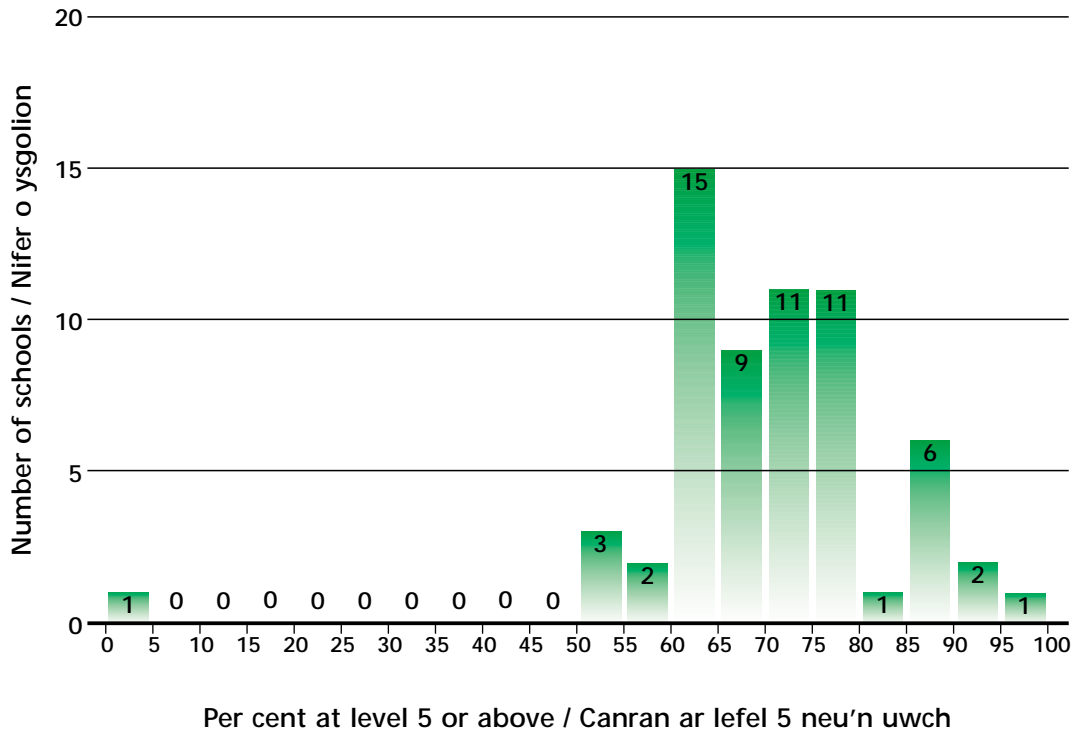
Welsh/Cymraeg

Teacher Assessment/Asesiad Athrawon



Welsh/Cymraeg

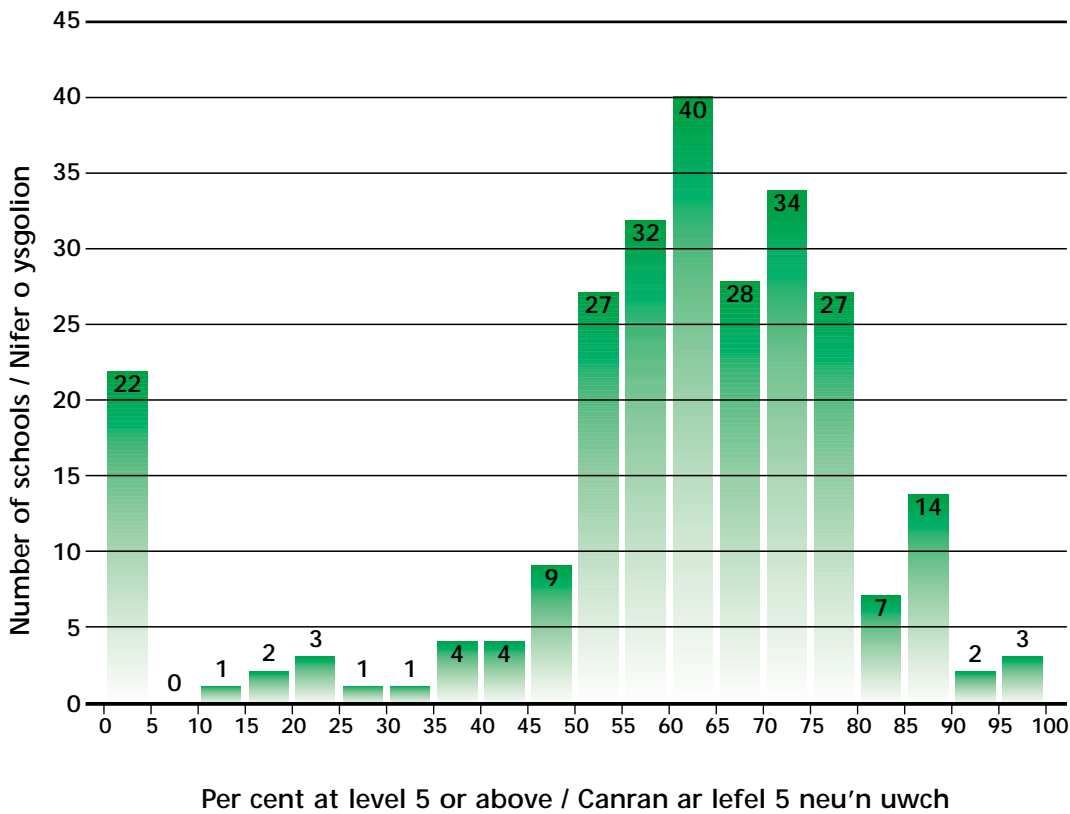
Tests/Profion



Performance bands - Bandiau perfformiad

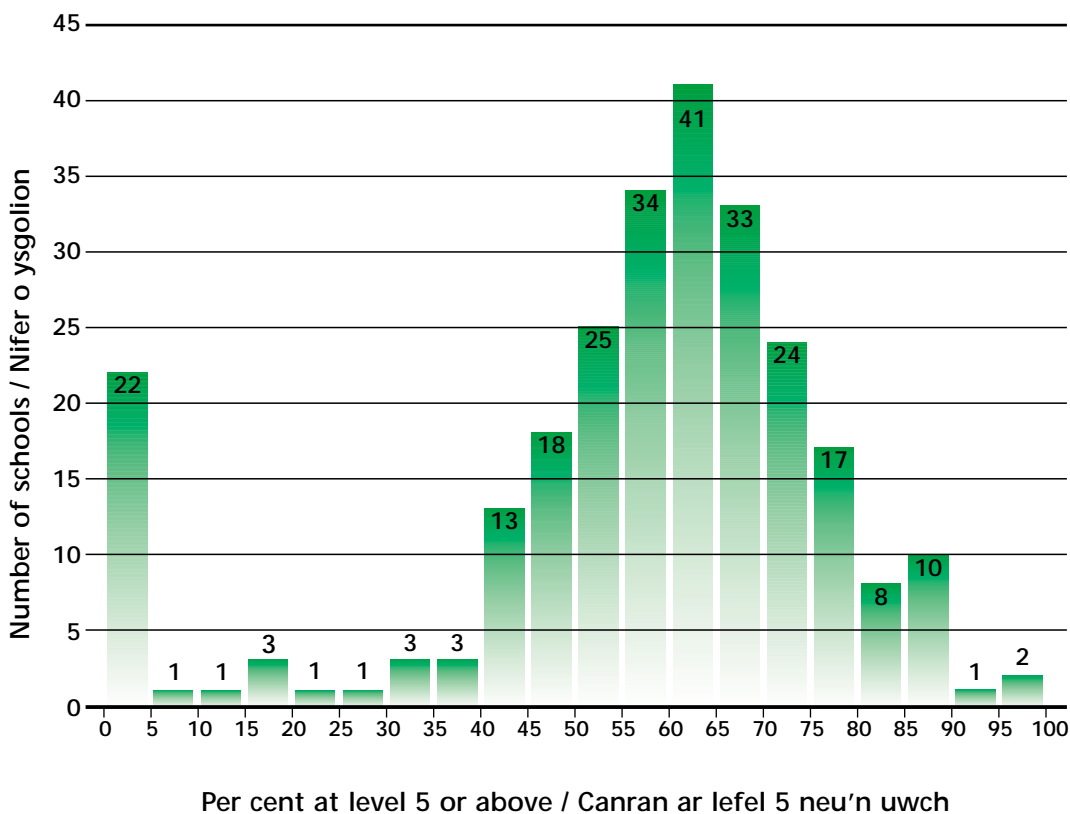
Mathematics/Mathemateg

Teacher Assessment/Asesiad Athrawon



Mathematics/Mathemateg

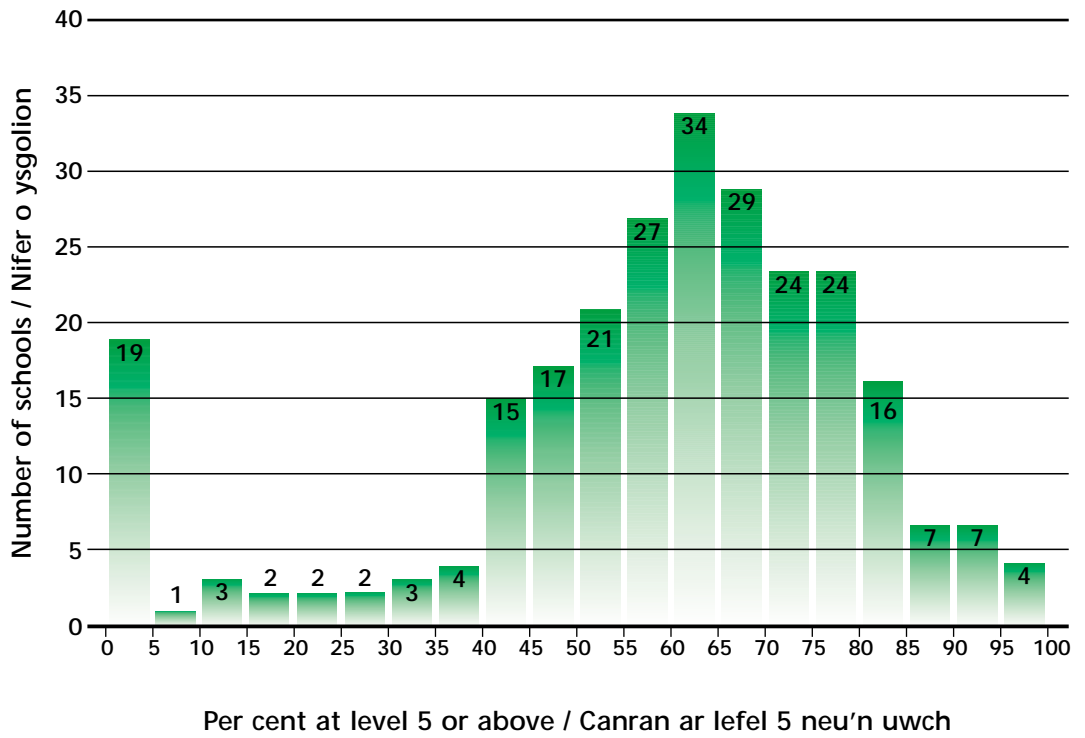
Tests/Profion



Performance bands - Bandiau perfformiad

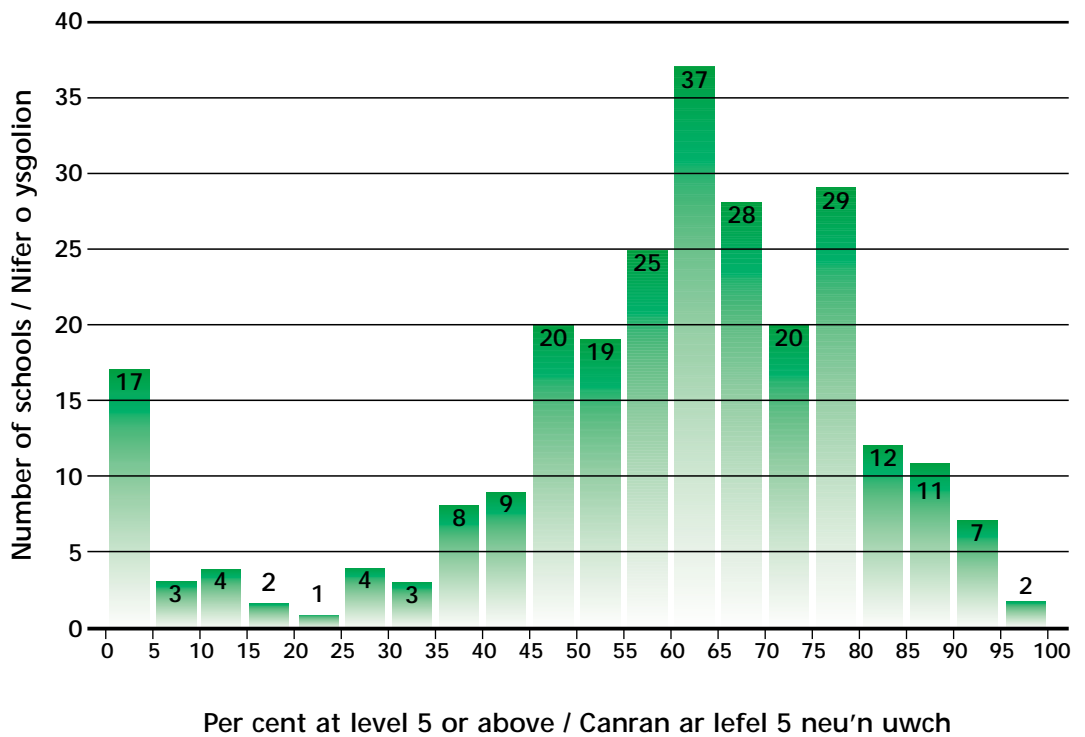
Science/Gwyddoniaeth

Teacher Assessment/Asesiad Athrawon



Science/Gwyddoniaeth

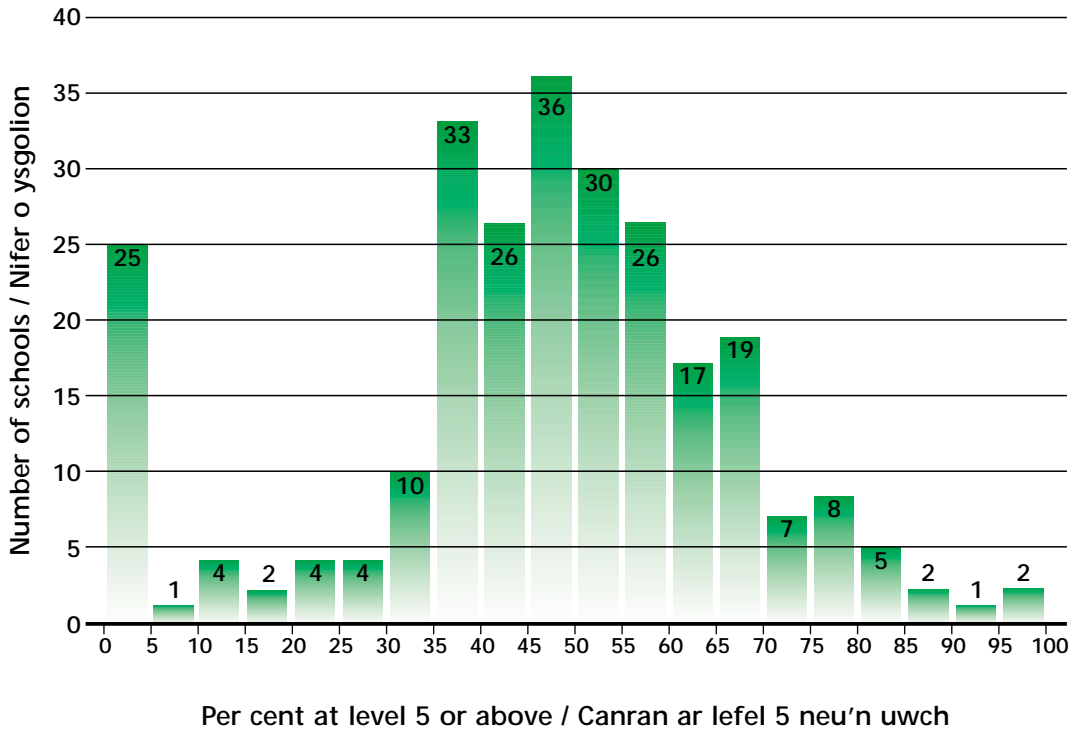
Tests/Profion



Performance bands - Bandiau perfformiad

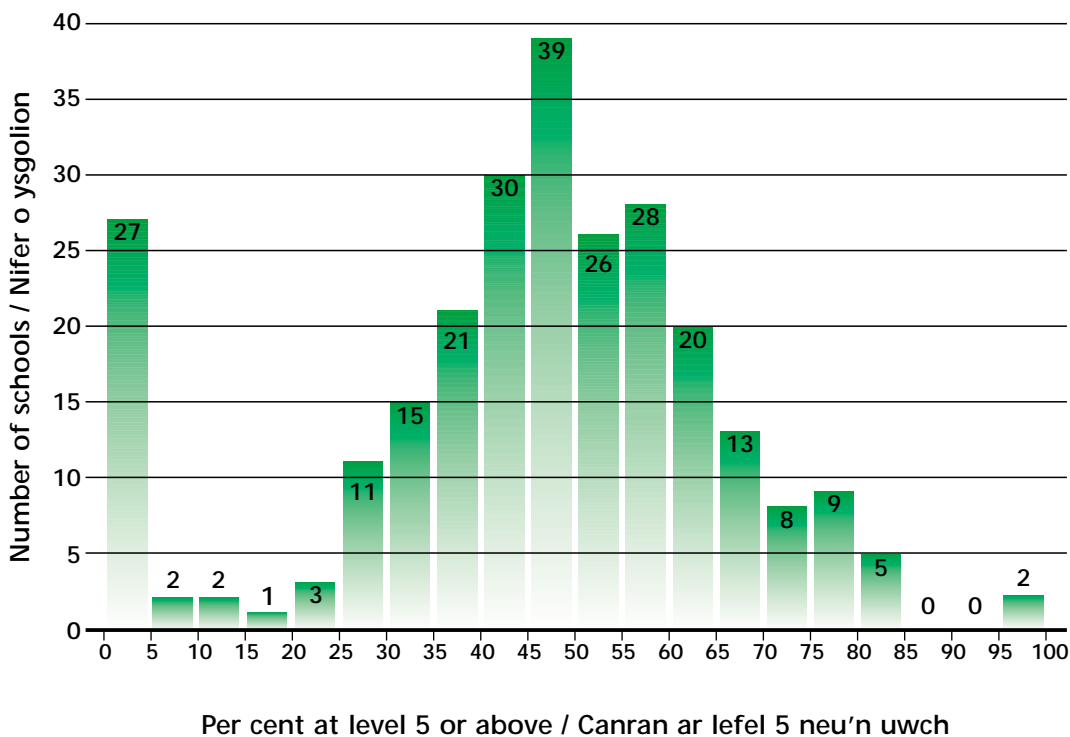
Core Subject Indicator/Dangosydd Pynciau Craidd

Teacher Assessment/Asesiad Athrawon



Core Subject Indicator/Dangosydd Pynciau Craidd

Tests/Profion



2001

Annual Summaries Crynodebau Blynyddol

section
adran **4**

National Curriculum Assessment Results In Wales: 2001

Canlyniadau Aseidiadau'r Cwricwlwm Cenedlaethol Yng Nghymru: 2001



KEY STAGE 3 RESULTS: 2001
CANLYNIADAU CYFNOD ALLWEDDOL 3: 2001

Percentage of boys at each level/Canran y bechgyn ar bob lefel

	D	A	N	B	W	1	2	3	4	5	6	7	8+	Total Cyfanswm	Base Sail	5+
English/Saesneg																
TA results/Canlyniadau AA	0	1	1	0	0	1	4	13	26	32	17	5	0	100	19,300	54
Test/Task Prawf/Tasg	1	4	3	3	0	0	0	11	25	31	15	7	0	100	19,300	53
Welsh/Cymraeg																
TA results/Canlyniadau AA	0	0	0	0	0	0	2	9	26	32	24	7	0	100	2,600	63
Test/Task Prawf/Tasg	0	2	1	2	0	0	0	6	26	31	24	8	0	100	2,600	63
Mathematics/Mathemateg																
TA results/Canlyniadau AA	0	1	0	0	0	0	2	11	23	24	25	13	1	100	19,300	63
Test/Task Prawf/Tasg	0	6	1	1	0	0	0	9	23	21	26	13	0	100	19,300	60
Science/Gwyddoniaeth																
TA results/Canlyniadau AA	0	1	1	0	0	0	1	11	24	30	23	9	0	100	19,310	62
Test/Task Prawf/Tasg	0	5	1	1	0	0	0	9	21	28	24	11	0	100	19,310	63

Percentage of girls at each level/Canran y merched ar bob lefel

	D	A	N	B	W	1	2	3	4	5	6	7	8+	Total Cyfanswm	Base Sail	5+
English/Saesneg																
TA results/Canlyniadau AA	0	1	0	0	0	0	2	6	19	35	25	12	0	100	18,630	72
Test/Task Prawf/Tasg	0	3	1	1	0	0	0	6	18	35	23	13	0	100	18,630	71
Welsh/Cymraeg																
TA results/Canlyniadau AA	0	0	0	0	0	0	1	4	17	33	32	13	0	100	2,640	79
Test/Task Prawf/Tasg	0	2	0	1	0	0	0	2	16	33	32	14	0	100	2,640	79
Mathematics/Mathemateg																
TA results/Canlyniadau AA	0	1	0	0	0	0	1	9	22	27	27	13	0	100	18,630	67
Test/Task Prawf/Tasg	0	5	2	1	0	0	0	8	21	24	27	12	0	100	18,630	63
Science/Gwyddoniaeth																
TA results/Canlyniadau AA	0	1	0	0	0	0	1	9	25	31	24	9	0	100	18,630	64
Test/Task Prawf/Tasg	0	4	1	0	0	0	0	9	22	29	25	10	0	100	18,630	64

Percentage of boys and girls at each level/Canran y bechgyn a'r merched ar bob lefel

	D	A	N	B	W	1	2	3	4	5	6	7	8+	Total Cyfanswm	Base Sail	5+
English/Saesneg																
TA results/Canlyniadau AA	0	1	1	0	0	0	3	10	22	34	21	8	0	100	37,930	63
Test/Task Prawf/Tasg	0	3	2	2	0	0	0	9	22	33	19	10	0	100	37,930	62
Welsh/Cymraeg																
TA results/Canlyniadau AA	0	0	1	0	0	0	1	6	22	32	28	10	0	100	5,240	70
Test/Task Prawf/Tasg	0	2	1	1	0	0	0	4	21	32	28	11	0	100	5,240	71
Mathematics/Mathemateg																
TA results/Canlyniadau AA	0	1	0	0	0	0	1	10	23	25	26	13	1	100	37,930	65
Test/Task Prawf/Tasg	0	6	1	1	0	0	0	8	22	22	27	13	0	100	37,940	62
Science/Gwyddoniaeth																
TA results/Canlyniadau AA	0	1	1	0	0	0	1	10	24	31	23	9	0	100	37,940	63
Test/Task Prawf/Tasg	0	4	1	1	0	0	0	9	22	29	24	10	0	100	37,940	63

D: Exempted or disapplied under Sections 364 and 365 of the Education Act 1996.

Wedi'u heithrio neu wedi'u datgymhwysu o dan Adrannau 364 neu 365 o Ddeddf Addysg 1996.

A: Failed to register a level due to absence/Wedi methu â chofrestru lefel oherwydd absenoldeb

N: Failed to register a level for reasons other than absence.

Wedi methu â chofrestru lefel ac eithrio absenoldeb.

B: Not entered for the tests because they are working outside the level of the tests

Heb eu cofrestru am y prawf oherwydd eu bod yn gweithio y tu allan i lefelau'r prawf.

W: Working towards level 1/Yn gweithio tuag at lefel 1.

--: Not applicable/Dim yn gymwys

NATIONAL CURRICULUM ASSESSMENT RESULTS: 2001 KEY STAGE 3: 14-YEAR-OLDS

Percentage of pupils at each level

		D	A	N	B	W	1	2	3	4	5	6	7	8+	TOTAL
ENGLISH Teacher Assessment	School														
	National	0	1	1		0	0	3	10	22	34	21	8	0	100
	Test/Task														
	National	0	3	2	3				9	22	33	19	10		100
WELSH Teacher Assessment	School														
	National	0	0	1		0	0	1	6	22	32	28	10	0	100
	Test/Task														
	National	0	2	1	1				4	21	32	28	11		100
MATHEMATICS Teacher Assessment	School														
	National	0	1	0		0	0	1	10	23	25	26	13	1	100
	Test/Task														
	National	0	6	1	1				8	22	22	27	13		100
SCIENCE Teacher Assessment	School														
	National	0	1	1		0	0	1	10	24	31	23	9	0	100
	Test/Task														
	National	0	4	1	1				9	22	29	24	10		100

Key stage 3 Core Subject Indicator* The percentage of pupils attaining at least level 5 in English or Welsh (first language), Mathematics and Science in combination.

As determined by Teacher Assessment:

In the school:.....

In Wales:.....51 per cent

As determined by NC Test/Task:

In the school:.....

In Wales:.....50 per cent

*For inclusion in prospectuses and governors' annual reports, **not** individual pupil reports.

D: Excepted or disapplied under Sections 364 and 365 of the Education Act 1996.

A: Pupils who failed to register a level due to absence.

N: Pupils who failed to register a level for reasons other than absence.

B: Pupils not entered for the tests because they are working outside the set levels of the tests.

W: Working towards level 1.

CANLYNIADAU ASESIADAU'R CWRICWCLWM CENEDLAETHOL: 2001 CYFNOD ALLWEDDOL 3: DISGYBLION 14 OED

Canran y disgyblion ar bob lefel

		D	A	N	B	W	1	2	3	4	5	6	7	8+	Cyfanswm
SAESNEG Asesiad Athrawon	Ysgol														
	Cenedlaethol	0	1	1		0	0	3	10	22	34	21	8	0	100
	Prawf/Tasg														
	Ysgol														
	Cenedlaethol	0	3	2	3				9	22	33	19	10		100
CYMRAEG Asesiad Athwaron	Ysgol														
	Cenedlaethol	0	0	1		0	0	1	6	22	32	28	10	0	100
	Tasg/Prawf														
	Ysgol														
	Cenedlaethol	0	2	1	1				4	21	32	28	11		100
MATHEMATEG Asesiad Athrawon	Ysgol														
	Cenedlaethol	0	1	0		0	0	1	10	23	25	26	13	1	100
	Tasg/Prawf														
	Ysgol														
	Cenedlaethol	0	6	1	1				8	22	22	27	13		100
GWYDDONIAETH Asesiad Athrawon	Ysgol														
	Cenedlaethol	0	1	1		0	0	1	10	24	31	23	9	0	100
	Tasg/Prawf														
	Ysgol														
	Cenedlaethol	0	4	1	1				9	22	29	24	10		100

Dangos Pynciau Craidd Cyfnod Allweddol 3* Y canran o'r disgyblion sy'n cyrraedd o leiaf lefel 5 mewn Cymraeg (iaith gyntaf), Saesneg, Mathemateg a Gwyddoniaeth mewn cyfuniad:

Fel y'u pennwyd gan Asesiad Athrawon:

Yn yr Ysgol:.....

Yng Nghymru:.....51 y cant

Fel y'u pennwyd gan Brawf/Tasgu y CC:

Yn yr Ysgol:.....

Yng Nghymru:.....50 y cant

* I'w cynnwys yn llyfrynau ac adroddiadau blynyddol y llywodraethwyr, nid yn adroddiadau'r disgyblion unigol

D: Wedi'u heithrio neu wedi'u datgymhwysu o dan Adran 364 neu 365 o Ddeddf Addysg 1996.

A: Disgyblion a fethodd â chofnodi lefel oherwydd absenoldeb.

N: Disgyblion a fethodd â chofnodi lefel am resymau ac eithrio absenoldeb.

B: Disgyblion na chofrestrwyd ar gyfer y profion am eu bod yn gweithio y tu allan i'r lefelau a bennwyd ar gyfer profion.

W: Yn gweithio tuag at lefel 1.

KEY STAGE 3 RESULTS: 1996-2001 CANLYNIADAU CYFNOD ALLWEDDOL 3:1996-2001

Percentage of boys at each level/Canran y bechgyn ar bob lefel

		D	A	N	B	W	1	2	3	4	5	6	7	8+	Total Cyfanswm	5+
English/Saesneg																
TA/AA	1996	0	1	1	*	0	1	6	15	28	28	14	5	1	100	48
	1997	0	1	0	*	0	1	5	13	29	31	15	5	0	100	51
	1998	0	1	0	*	0	1	5	15	26	30	16	5	1	100	52
	1999	0	1	1	*	1	1	4	13	25	32	17	5	0	100	54
	2000	0	1	0	*	0	1	4	13	27	31	17	6	0	100	54
	2001	0	1	1	*	0	1	4	13	26	32	17	5	0	100	54
Test/Tasg Prawf/Tasg	1996	0	5	2	*	0	1	6	14	25	28	14	5	0	100	47
	1997	0	5	1	*	0	1	5	11	29	30	14	4	0	100	48
	1998	0	5	3	5	*	*	*	11	23	31	17	5	*	100	53
	1999	0	4	3	4	*	*	*	12	23	32	16	6	*	100	54
	2000	0	4	3	3	*	*	*	12	27	30	15	6	*	100	51
	2001	1	4	3	3	*	*	*	11	25	31	15	7	*	100	53
Welsh/Cymraeg																
TA/AA	1996	1	0	0	*	0	0	4	12	30	28	18	6	1	100	53
	1997	0	0	0	*	0	0	2	13	26	29	21	7	2	100	59
	1998	0	0	0	*	0	0	3	11	27	30	20	8	1	100	59
	1999	0	0	0	*	0	0	1	11	24	33	22	8	1	100	64
	2000	0	0	0	*	0	0	2	10	26	34	22	6	0	100	62
	2001	0	0	0	*	0	0	2	9	26	32	24	7	0	100	63
Test/Tasg Prawf/Tasg	1996	0	3	1	*	0	1	3	7	27	31	19	7	1	100	58
	1997	0	2	0	*	0	0	2	10	25	28	22	9	2	100	61
	1998	0	2	0	*	0	0	2	9	27	29	22	8	1	100	60
	1999	0	2	0	0	*	*	*	9	24	33	22	8	*	100	63
	2000	0	2	0	2	*	*	*	9	26	36	19	6	*	100	61
	2001	0	2	1	2	*	*	*	6	26	31	24	8	*	100	63
Mathematics/Mathemateg																
TA/AA	1996	0	0	0	*	0	0	3	14	25	26	21	10	1	100	58
	1997	0	1	0	*	0	0	2	13	24	25	23	11	1	100	60
	1998	0	1	0	*	0	0	2	12	23	26	23	12	1	100	62
	1999	0	1	0	*	0	0	2	12	23	26	23	12	1	100	62
	2000	0	1	0	*	0	0	2	11	23	25	25	12	1	100	63
	2001	0	1	0	*	0	0	2	11	23	24	25	13	1	100	63
Test/Tasg Prawf/Tasg	1996	0	6	1	*	0	0	3	13	24	22	21	9	1	100	53
	1997	0	5	1	*	0	0	2	11	23	23	24	10	1	100	58
	1998	0	5	1	1	*	*	*	11	22	24	24	12	*	100	60
	1999	0	5	2	1	*	*	*	10	22	24	23	13	*	100	60
	2000	0	6	1	1	*	*	*	9	23	22	25	13	*	100	60
	2001	0	6	1	1	*	*	*	9	23	21	26	13	*	100	60
Science/Gwyddoniaeth																
TA/AA	1996	0	1	0	*	0	0	3	13	26	31	20	6	0	100	57
	1997	0	1	0	*	0	0	2	11	26	30	22	8	0	100	60
	1998	0	1	0	*	0	1	2	12	25	29	21	9	0	100	59
	1999	0	1	1	*	0	0	2	12	25	30	21	8	0	100	59
	2000	0	1	0	*	0	0	2	11	26	31	21	8	0	100	60
	2001	0	1	1	*	0	0	1	11	24	30	23	9	0	100	62
Test/Tasg Prawf/Tasg	1996	0	6	0	*	0	0	3	10	26	33	17	5	0	100	55
	1997	0	6	0	*	0	1	1	8	23	29	24	8	0	100	61
	1998	0	5	3	1	*	*	*	11	24	28	20	8	*	100	56
	1999	0	5	2	1	*	*	*	10	27	30	19	6	*	100	55
	2000	0	4	1	1	*	*	*	9	25	28	23	9	*	100	60
	2001	0	5	1	1	*	*	*	9	21	28	24	11	*	100	63

D: excepted or disapplied under Sections 364 or 365 of the Education Act 1996./wedi'u heithrio neu wedi'u datgymhwyso o dan Adranau 364 neu 365 o Ddeddf Addysg 1996.

A: failed to register a level due to absence/ wedi methu â chofrestru lefel oherwydd absenoldeb

B: not entered for tests because they are working outside the levels of the tests/heb eu cofrestru am y prawf oherwydd eu bod yn gweithio y tu allan i lefelau profion.

N: failed to register a level for reasons other than absence/ wedi methu â chofrestru lefel ac eithrio absenoldeb

W: working towards level 1/ yn gweithio tuag at lefel 1.

*: not applicable/dim yn gymwys.

KEY STAGE 3 RESULTS: 1996-2001 CANLYNIADAU CYFNOD ALLWEDDOL 3:1996-2001

Percentage of girls at each level/Canran y merched ar bob lefel

		D	A	N	B	W	1	2	3	4	5	6	7	8+	Total Cyfanswm	5+
English/Saesneg																
TA/AA	1996	0	1	0	*	0	0	3	8	20	33	23	11	1	100	68
	1997	0	1	0	*	0	0	2	7	21	34	24	10	1	100	69
	1998	0	1	0	*	0	0	2	7	18	33	26	12	1	100	72
	1999	0	1	1	*	0	0	2	6	19	34	25	11	1	100	71
	2000	0	1	0	*	0	0	2	6	19	33	26	12	1	100	72
	2001	0	1	0	*	0	0	2	6	19	35	25	12	0	100	72
	Test/Tasg Prawf/Tasg	1996	0	5	1	*	0	0	2	8	19	33	21	10	1	100
1997		0	4	1	*	0	0	2	5	20	35	24	8	1	100	68
1998		0	5	1	2	*	*	*	5	15	34	27	11	0	100	72
1999		0	4	1	2	*	*	*	6	17	35	24	11	*	100	70
2000		0	4	1	1	*	*	*	6	20	33	23	12	*	100	68
2001		0	3	1	1	*	*	*	6	18	35	23	13	*	100	71
Welsh/Cymraeg																
TA/AA	1996	0	0	0	*	0	0	1	5	20	29	30	14	1	100	74
	1997	0	0	0	*	0	0	1	6	18	25	32	15	3	100	75
	1998	0	0	0	*	0	0	1	4	15	29	31	17	3	100	80
	1999	0	0	1	*	0	0	0	5	15	31	32	15	1	100	79
	2000	0	0	0	*	0	0	1	4	14	34	33	13	1	100	81
	2001	0	0	0	*	0	0	1	4	17	33	32	13	0	100	78
	Test/Tasg Prawf/Tasg	1996	0	2	0	*	0	0	1	3	17	28	32	14	3	100
1997		0	3	0	*	0	0	1	4	15	26	31	17	3	100	77
1998		0	2	0	*	0	0	1	3	15	28	32	17	2	100	79
1999		0	2	0	0	*	*	*	4	15	32	31	16	*	100	79
2000		0	2	0	0	*	*	*	4	16	34	32	12	*	100	78
2001		0	2	0	1	*	*	*	2	16	33	32	14	*	100	71
Mathematics/Mathemateg																
TA/AA	1996	0	0	0	*	0	0	2	12	24	27	23	11	1	100	62
	1997	0	0	0	*	0	0	2	11	23	27	25	11	1	100	54
	1998	0	1	0	*	0	0	2	10	22	28	25	11	1	100	65
	1999	0	1	1	*	0	0	1	10	23	28	24	11	1	100	64
	2000	0	1	0	*	0	0	1	10	22	27	26	12	1	100	66
	2001	0	1	0	*	0	0	1	9	22	27	27	13	0	100	67
	Test/Tasg Prawf/Tasg	1996	0	5	2	*	0	0	2	11	24	24	22	9	1	100
1997		0	5	1	*	0	0	2	11	23	24	25	9	0	100	58
1998		0	5	1	1	*	*	*	10	23	25	25	10	*	100	60
1999		0	5	2	1	*	*	*	10	22	26	23	11	*	100	60
2000		0	6	1	1	*	*	*	9	22	24	25	12	*	100	61
2001		0	5	2	1	*	*	*	8	21	24	27	12	*	100	63
Science/Gwyddoniaeth																
TA/AA	1996	0	1	0	*	0	0	2	11	26	32	22	6	0	100	60
	1997	0	1	0	*	0	0	1	9	25	33	23	8	0	100	64
	1998	0	1	0	*	0	0	1	10	26	31	23	8	0	100	62
	1999	0	1	1	*	0	0	1	11	26	31	21	8	0	100	60
	2000	0	1	0	*	0	0	1	10	26	31	22	9	0	100	62
	2001	0	1	0	*	0	0	1	9	25	31	24	9	0	100	64
	Test/Tasg Prawf/Tasg	1996	0	6	0	*	0	0	2	10	27	34	17	4	0	100
1997		0	6	0	*	0	0	1	7	26	31	22	7	0	100	60
1998		0	5	3	1	*	*	*	11	26	29	19	6	*	100	54
1999		0	5	1	1	*	*	*	10	28	30	19	6	*	100	55
2000		0	4	1	1	*	*	*	9	27	27	22	9	*	100	58
2001		0	4	1	0	*	*	*	9	22	29	25	10	*	100	64

D: exempted or disapplied under Sections 364 or 365 of the Education Act 1996./wedi'u heithrio neu wedi'u datgymhwyso o dan Adranau 364 neu 365 o Ddeddf Addysg 1996.

A: failed to register a level due to absence/ wedi methu â chofrestru lefel oherwydd absenoldeb

B: not entered for tests because they are working outside the levels of the tests/heb eu cofrestru am y prawf oherwydd eu bod yn gweithio y tu allan i lefelau profion.

N: failed to register a level for reasons other than absence/ wedi methu â chofrestru lefel ac eithrio absenoldeb

W: working towards level 1/ yn gweithio tuag at lefel 1.

*: not applicable/dim yn gymwys.

KEY STAGE 3 RESULTS: 1996-2001 CANLYNIADAU CYFNOD ALLWEDDOL 3:1996-2001

Percentage of boys and girls at each level/Canran y bechgyn a'r merched ar bob lefel

		D	A	N	B	W	1	2	3	4	5	6	7	8+	Total Cyfanswm	5+	
English/Saesneg																	
TA/AA	1996	0	0	0	*	0	1	4	12	24	31	19	8	1	100	59	
	1997	0	1	0	*	0	1	3	10	25	32	19	8	1	100	60	
	1998	0	1	0	*	0	1	3	11	22	32	21	8	1	100	62	
	1999	0	1	1	*	0	1	3	10	22	33	21	8	0	100	62	
	2000	0	1	1	*	0	0	3	9	23	33	21	9	0	100	63	
	2001	0	1	1	*	0	0	3	10	22	34	21	8	0	100	63	
	Test/Tasg Prawf/Tasg	1996	0	5	1	*	0	1	4	11	22	30	18	8	0	100	56
		1997	0	5	1	*	0	1	3	6	25	33	19	6	1	100	59
		1998	1	5	2	3	*	*	*	8	19	32	22	8	*	100	62
		1999	0	4	3	3	*	*	*	9	20	33	20	8	*	100	61
2000		0	4	2	2	*	*	*	9	24	32	19	8	*	100	59	
2001		0	3	2	2	*	*	*	9	22	33	19	10	*	100	62	
Welsh/Cymraeg																	
TA/AA	1996	0	0	0	*	0	0	3	9	25	28	24	10	1	100	63	
	1997	0	0	0	*	0	0	2	9	22	27	27	11	2	100	67	
	1998	0	0	0	*	0	0	1	7	21	30	26	13	2	100	71	
	1999	0	0	0	*	0	0	1	8	19	32	27	12	1	100	72	
	2000	0	0	0	*	0	0	1	7	20	34	28	10	0	100	72	
	2001	0	0	1	*	0	0	1	6	22	32	28	10	0	100	70	
	Test/Tasg Prawf/Tasg	1996	0	2	0	*	0	0	2	5	22	30	26	11	2	100	69
1997		0	3	0	*	0	0	1	7	20	27	27	13	2	100	69	
1998		0	2	0	*	0	0	1	6	20	29	27	13	2	100	71	
1999		0	2	1	1	*	*	*	6	19	32	27	12	*	100	71	
2000		0	2	0	1	*	*	*	6	21	35	26	9	*	100	70	
2001		0	2	1	1	*	*	*	4	21	32	28	11	*	100	71	
Mathematics/Mathemateg																	
TA/AA	1996	0	1	0	*	0	0	2	13	24	27	22	10	1	100	60	
	1997	0	1	0	*	0	0	2	12	23	26	24	11	1	100	62	
	1998	0	1	0	*	0	0	2	11	22	27	24	12	1	100	64	
	1999	0	1	1	*	0	0	1	11	23	27	23	12	1	100	63	
	2000	0	1	0	*	0	0	1	11	23	26	25	12	1	100	64	
	2001	0	1	0	*	0	0	1	10	23	25	26	13	1	100	65	
	Test/Tasg Prawf/Tasg	1996	0	6	1	*	0	0	2	12	24	23	22	9	1	100	55
1997		0	5	1	*	0	0	1	11	23	24	24	10	1	100	59	
1998		0	5	1	1	*	*	*	10	23	24	25	11	*	100	60	
1999		0	5	2	1	*	*	*	10	22	25	23	12	*	100	60	
2000		0	6	1	1	*	*	*	9	22	23	25	13	*	100	61	
2001		0	6	1	1	*	*	*	8	22	22	27	13	*	100	62	
Science/Gwyddoniaeth																	
TA/AA	1996	0	1	0	*	0	0	2	12	27	31	21	6	0	100	58	
	1997	0	0	0	*	0	0	2	10	26	31	23	8	0	100	62	
	1998	0	1	0	*	0	0	2	11	26	30	22	8	0	100	60	
	1999	0	1	1	*	0	0	2	11	26	30	21	8	0	100	59	
	2000	0	1	0	*	0	0	1	10	26	31	22	9	0	100	62	
	2001	0	1	1	*	0	0	1	10	24	31	23	9	0	100	63	
	Test/Tasg Prawf/Tasg	1996	0	7	1	*	0	0	2	10	26	33	17	4	0	100	54
1997		0	6	1	*	0	0	1	8	24	30	23	7	0	100	60	
1998		0	5	3	1	*	*	*	11	25	29	19	7	*	100	55	
1999		0	5	2	1	*	*	*	10	27	30	19	6	*	100	55	
2000		0	4	1	1	*	*	*	9	27	27	22	9	*	100	58	
2001		0	4	1	1	*	*	*	9	22	29	24	10	*	100	63	

D: excepted or disapplied under Sections 364 or 365 of the Education Act 1996./wedi'u heithrio neu wedi'u datgymhwyso o dan Adrannau 364 neu 365 o Ddeddf Addysg 1996.

A: failed to register a level due to absence/ wedi methu â chofrestru lefel oherwydd absenoldeb

B: not entered for tests because they are working outside the levels of the tests/heb eu cofrestru am y prawf oherwydd eu bod yn gweithio y tu allan i lefelau profion.

N: failed to register a level for reasons other than absence/ wedi methu â chofrestru lefel ac eithrio absenoldeb

W: working towards level 1/ yn gweithio tuag at lefel 1.

*: not applicable/dim yn gymwys.

Notes / Nodiadau

Notes / Nodiadau