



Welsh Office
Y Swyddfa Gymreig

'98

**NATIONAL CURRICULUM ASSESSMENT
RESULTS IN WALES: 1998**

KEY STAGE 1

**CANLYNIADAU ASESIAU'R
CWRICWLWM CENEDLAETHOL YNG
NGHYMRU: 1998**

CYFNOD ALLWEDDOL 1



Published as part of the BEST PROGRAMME

Cyhoeddwyd fel rhan o RAGLEN BEST

CONTENTS

	page tudalen
INTRODUCTION	4 - 6
Section 1: Subject Summaries	
English	8
Welsh	9
Mathematics	10
Science	11
Core subject indicator	12 - 13

Section 2: LEA Area Summaries

Anglesey	16
Gwynedd	17
Conwy	18
Denbighshire	19
Flintshire	20
Wrexham	21
Powys	22
Ceredigion	23
Pembrokeshire	24
Carmarthenshire	25
Swansea	26
Neath Port Talbot	27
Bridgend	28
The Vale of Glamorgan	29
Rhondda, Cynon, Taff	30
Merthyr Tydfil	31
Caerphilly	32
Blaenau Gwent	33
Torfaen	34
Monmouthshire	35
Newport	36
Cardiff	37

Section 3: Performance Bands

Teacher Assessments	42
Tests	42
English	43
Welsh	44
Mathematics	45
Science	46
Core Subject Indicator	47

Section 4: Annual Summaries

1998 Results for Wales	51-53
Suggested formats for reporting school and national results	54-55
Annual Results	56-60

CYNNWYS

CYFLWYNIAD

Adran 1: Crynodebau Pynciau

Saesneg
Cymraeg
Mathemateg
Gwyddoniaeth
Dangosydd Pynciau Craidd

Adran 2: Crynodebau Ardal AALI

Ynys Môn
Gwynedd
Conwy
Sir Ddinbych
Sir y Fflint
Wrecsam
Powys
Sir Ceredigion
Sir Benfro
Sir Gaerfyrddin
Abertawe
Castell-nedd Port Talbot
Pen-y-bont ar Ogwr
Bro Morgannwg
Rhondda, Cynon, Taf
Merthyr Tudful
Caerffili
Blaenau Gwent
Torfaen
Sir Fynwy
Casnewydd
Caerdydd

Adran 3: Bandiau Perfformiad

Aseidiadau Athrawon
Profion
Saesneg
Cymraeg
Mathemateg
Gwyddoniaeth
Dangosydd Pynciau Craidd

Adran 4: Crynodebau Blynyddol

Canlyniadau Cymru ar gyfer 1998
Fformatau a awgrymir ar gyfer adrodd canlyniadau ysgolion a chanlyniadau cenedlaethol
Canlyniadau Blynyddol

KEY STAGE 1: 7 YEAR OLDS

Published as part of the
BEST PROGRAMME

Other titles available:

National Curriculum Assessment Results in Wales: 1995 and 1996 - Primary Schools
National Curriculum Assessment Results in Wales: 1995 and 1996 - Secondary Schools
National Curriculum Assessment Results in Wales: Key Stage 1 for 1997 & **1998**
National Curriculum Assessment Results in Wales: Key Stage 3 for 1997 & **1998**

Secondary Schools Performance Information Booklets (for each LEA area) for 1993, 1994 and 1995
Secondary Schools Performance Information Booklets (for grouped LEAs) for 1996, 1997 & **1998**
Secondary School Performance Information Digests (for each LEA area) 1998

Further copies of this booklet, and those listed above, may be obtained from:

Schools Performance Division 3
Welsh Office Education Department
Cathays Park
CARDIFF CF1 3NQ
☎ **(01222) 826010**
Fax (01222) 826016

ISBN 0 7504 23269

December 1998

Cyhoeddwyd fel rhan o
RAGLEN BEST

Teitlau eraill sydd ar gael:

Canlyniadau Aseidiadau'r Cwricwlwm Cenedlaethol yng Nghymru: 1995 ac 1996- Ysgolion Cynradd

Canlyniadau Aseidiadau'r Cwricwlwm Cenedlaethol yng Nghymru: 1995 ac 1996- Ysgolion Uwchradd

Canlyniadau Aseidiadau'r Cwricwlwm Cenedlaethol yng Nghymru: Cyfnod Allweddol 2 am 1997 a **1998**

Canlyniadau Aseidiadau'r Cwricwlwm Cenedlaethol yng Nghymru: Cyfnod Allweddol 3 am 1997 a **1998**

Llyfrynnau Gwybodaeth Perfformiad Ysgolion Uwchradd (am ardal pob AALI) ym 1993, 1994 a 1995

Llyfrynnau Gwybodaeth Perfformiad Ysgolion Uwchradd (ar gyfer grwpiau o AALI) am 1996 a 1997

Crynodebau Gwybodaeth Perfformiad Ysgolion Uwchradd (am ardal pob AALI) - 1998

Gellir cael copïau pellach o'r llyfryn, a'r rhai a restrwyd uchod, oddi wrth:

Adran Perfformiad Ysgolion 3
Adran Addysg y Swyddfa Gymreig
Parc Cathays
CAERDYDD CF1 3NQ
☎ (01222) 826010
Ffacs (01222) 826016

Introduction

1. This booklet presents for Wales and each local authority area the 1998 results of 7 year olds taught to National Curriculum standards. The aggregate data were derived from the results of the statutory assessments of English, Welsh (first language), mathematics and science administered by schools during the 1997 Summer Term. They comprise results of both the Teacher Assessment and the National Curriculum Tasks and Tests as derived from returns submitted by Directors of Education, or, in the case of grant-maintained schools and independents, by either individual schools or approved processing agencies.

2. In total the results represent around 98 per cent of eligible pupils at the end of Key Stage 1, the vast majority of whom were aged 7, although, some may have been older or younger. Pupils with Special Educational Needs following the National Curriculum and able to benefit from assessment were included. Independent schools were encouraged to participate on a voluntary basis - where they chose to do so, their results were included. Of maintained schools with eligible pupils, 98 per cent participated.

3. Some headteachers used their discretionary powers to except particular pupils from the assessment arrangements. These exceptions were relatively small in number and comprised, in the main those pupils with particular learning difficulties.

Basis of Assessment

4. **Teacher Assessment:** Teachers were required to use their professional judgement to determine a level of attainment on the basis of overall classroom performance throughout the key stage, taking into account a pupil's individual strengths and weaknesses. Teacher Assessment levels were determined for each of English or Welsh (first language), mathematics and science, and their component Attainment Targets.

Cyflwyniad

1. Mae'r llyfryn hwn yn cyflwyno canlyniadau disgyblion 7 oed a addysgwyd yn ôl safonau'r Cwricwlwm Cenedlaethol ar sail Cymru gyfan ac ar sail ardal pob awdurdod lleol. Mae'r data agrededig wedi'u codi o ganlyniadau'r aseidiadau statudol ar gyfer Cymraeg (iaith gyntaf), Saesneg, mathemateg a gwyddoniaeth a weinyddwyd gan yr ysgolion yn ystod Tymor y Haf 1998. Maent yn cynnwys canlyniadau Aseidiadau'r Athrawon a Phroffion a Thasgau'r Cwricwlwm Cenedlaethol a godwyd o'r ymatebion a gafwyd oddi wrth Gyfarwyddwyr Addysg, neu, yn achos ysgolion a gynhelir â grant ac ysgolion annibynnol, oddi wrth naill ai ysgolion unigol neu asiantaethau prosesu a gymeradwyir.

2. I gyd, mae'r canlyniadau'n cynrychioli rhyw 98 y cant o'r disgyblion cymwys ar ddiwedd Cyfnod Allweddol 1, yr oedd y mwyafrif helaeth ohonynt yn 7 oed, er ei bod yn bosibl fod rhai ohonynt yn hyn neu'n iau. Cynhwyswyd disgyblion ag Anghenion Addysgol Arbennig a oedd yn dilyn y Cwricwlwm Cenedlaethol ac a allai fanteisio ar yr aseiad. Anogwyd ysgolion annibynnol i gymryd rhan ar sail wirfoddol - lle bu iddynt ddewis gwneud hynny, cynhwyswyd eu canlyniadau. O'r ysgolion a gynhelir a oedd â disgyblion cymwys, 98 y cant a gymerodd ran.

3. Defnyddiodd rhai penaethiaid eu pwerau disgresiynol i hepgor disgyblion penodol o'r trefniadau asesu. Cymharol fach yw'r eithriadau hyn, sef yn bennaf y disgyblion hynny ag anawsterau dysgu penodol.

Sail yr Aseiad

4. **Aseidiadau Athrawon:** Yr oedd yn ofynnol i athrawon ddefnyddio'u barn broffesiynol i benderfynu lefel gyrhaeddiad ar sail y perfformiad cyffredinol yn y dosbarth trwy gydol y cyfnod allweddol, gan gymryd i ystyriaeth gryfderau a gwendidau unigol y disgybl. Pennwyd lefelau Aseidiadau Athrawon ar gyfer Cymraeg (iaith gyntaf), neu Saesneg, mathemateg a gwyddoniaeth, a'u Targedau Cyrhaeddiad perthnasol.

5. NC Tasks and Tests: A range of National Curriculum Tasks and Tests were provided for use with all pupils eligible for assessment. The Tasks and Tests, which targeted levels 1 to 3, covered: Reading, Writing and Spelling in English; Oracy, Reading, and Writing in Welsh; and Mathematics. The NC Tasks and Tests, administered and marked by teachers, were audited and verified to ensure that national standards were met. The auditors for LEA-maintained schools were appointed by the maintaining authority. For other schools the auditors were either those appointed by an LEA, or those approved by the Qualifications Curriculum and Assessment Authority for Wales/Awdurdod Cwricwlwm ac Asesu Cymru (ACCAC).

6. The general expectation is that the majority of 7 year olds will attain level 2 in each individual subject.

Access to Information

7. Schools are required to report the results of both the Teacher Assessments and the NC Tasks/Tests to parents. For comparative purposes, it is also a requirement that reports include aggregate results for the school, together with the national (all-Wales) results. The tables on pages 54 to 55 provide a suggested format which schools may adapt as part of their reporting procedures in 1999. Schools are not required to include the Core Subject Indicator in reports to parents.

8. A similar range of information is required to be included in each school's prospectus and governors' annual report. The suggested formats on pages 54 to 55, with the inclusion of the Core Subject Indicator information, may be adapted to meet these requirements.

Note: *The suggested formats are based on the school's results for 1999 and the national results for 1998.*

5. Tasgau a Phrofion y CC: Darparwyd ystod o Dasgau a Phrofion y Cwricwlwm Cenedlaethol i'w defnyddio gyda'r holl ddisgyblion a oedd yn gymwys i'w hasesu. Yr oedd y Tasgau a'r Profion a oedd yn targedu lefelau 1 i 3, yn cynnwys: Llafaredd, Darllen ac Ysgrifennu mewn Cymraeg; Darllen, Ysgrifennu a Sillafu mewn Saesneg; a Mathemateg. Cafodd Tasgau a Phrofion y CC, a roddwyd ac a farciwyd gan athrawon, eu harchwilio a'u dilysu i sicrhau bod y safonau cenedlaethol wedi'u bodloni. Penodwyd archwilwyr yr ysgolion a gynhelir gan AALI gan yr awdurdod hwnnw. Yn achos yr ysgolion eraill, cafodd yr archwilwyr naill ai eu penodi gan yr AALI neu eu cymeradwyo gan Awdurdod Cwricwlwm ac Asesu Cymru (ACCAC).

6. Y disgwyliad cyffredinol yw y bydd y mwyafrif o ddisgyblion 7 oed yn cyrraedd lefel 2 ym mhob pwnc unigol.

Mynediad i Wybodaeth

7. Mae'n ofynnol i ysgolion adrodd canlyniadau Asesiadau Athrawon a Phrofion/Tasgau'r CC i rieni. At ddibenion cymharu, mae hefyd yn ofynnol i'r adroddiadau gynnwys canlyniadau agrededig yr ysgol, ynghyd â'r canlyniadau cenedlaethol (Cymru gyfan). Mae'r tablau ar dudalennau 54 i 55 yn darparu fformat awgrymedig y gall yr ysgolion ei addasu fel rhan o'u gweithdrefnau adrodd ym 1999. Nid yw'n ofynnol i'r ysgolion gynnwys y Dangosydd Pynciau Craidd yn eu hadroddiadau i rieni.

8. Mae'n ofynnol cynnwys ystod debyg o wybodaeth yn llawlyfr ac adroddiad blynyddol llywodraethwyr pob ysgol. Gellir addasu'r fformatau a awgrymir ar dudalennau 54 i 55, a chynnwys y Dangosydd Pynciau Craidd, i fodloni'r gofynion hyn.

Noder: *Seilir y fformatau a awgrymir ar adrodd canlyniadau'r ysgol ar gyfer 1999 a'r canlyniadau cenedlaethol ar gyfer 1998.*

Content of Booklet

9. This booklet comprises four sections.

Subject Summaries: This section displays in bar charts, the percentage of pupils in Wales and each local authority area attaining at least level 2 in English, Welsh (first language), mathematics, science and the Core Subject Indicator as determined by Teacher Assessment; in Welsh (first language) and mathematics as determined by NC Tasks/Tests.

Area Summaries: This section presents a full summary of results for each local authority area. The summary shows separately, where appropriate, the results for each subject as derived from both Teacher Assessment and the NC Tasks and Tests for boys, girls and all pupils. The local authority areas are listed according to their Welsh Office/LEA number.

Performance Bands: This section shows the distribution of performance within the upper and lower quartiles of schools in Wales. Also displayed is the median for each subject and for both Teacher Assessment and the NC Tasks/Tests. The figures are shown for all schools in Wales and separately for all schools with more than 5 pupils eligible for assessment. The section also contains charts which show the distribution of schools across each subject, measured by the percentage attaining level 2 or above as determined by both Teacher Assessment and the NC Tasks/Tests.

Annual Summaries

This section displays: a full set of results for Wales; suggested formats for reporting the school and national results to parents and for inclusion in prospectuses and governors' annual reports; the 1996, 1997 and 1998 results for Wales.

Cynnwys y Llyfryn

9. Pedair adran sydd i'r llyfryn hwn.

Crynodebau Pwnc: Mae'r adran hon yn dangos, ar ffurf siartiau bar, ganran y disgyblion yng Nghymru ac yn ardal pob awdurdod lleol a gyrhaeddodd o leiaf lefel 2 mewn Cymraeg (iaith gyntaf), Saesneg, mathemateg a gwyddoniaeth ac yn y Dangosydd Pynciau Craidd fel y'u nodwyd drwy Aseidiadau Athrawon; mewn Cymraeg (iaith gyntaf) a mathemateg, fel y'u nodwyd drwy Dasgau/Profion y CC.

Crynodebau Ardal: Mae'r adran hon yn cyflwyno crynodeb cyflawn o ganlyniadau ardal pob awdurdod lleol. Mae'r crynodeb yn dangos ar wahân, lle bo'n briodol, y canlyniadau ar gyfer pob pwnc o'r Aseidiadau Athrawon a Thasgau a Phroffion y CC ar gyfer bechgyn, merched a'r holl ddisgyblion. Rhestrir ardaloedd yr awdurdod lleol yn ôl rhif y Swyddfa Gymreig/AALI.

Bandiau Perfformiad: Mae'r adran hon yn dangos dosbarthiad y perfformiad o fewn chwarterlau uchaf ac isaf yr ysgolion yng Nghymru. Maent hefyd yn dangos y canolrif ar gyfer pob pwnc ac ar gyfer yr Aseidiadau Athrawon a Thasg/Profion y CC ill dau. Nodir y ffigurau ar gyfer yr holl ysgolion yng Nghymru ac ar wahân ar gyfer yr holl ysgolion sydd â thros 5 o ddisgyblion yn gymwys i gael eu hasesu. Mae'r adran hon hefyd yn cynnwys siartau sy'n dangos dosbarthiad yr ysgolion ar draws pob pwnc, a fesurir gan y canran yn cyrraedd lefel 2 neu'n uwch, fel y'u nodwyd drwy'r Aseidiadau Athrawon a Thasgau/Profion y CC.

Crynodebau Blynyddol:

Mae'r adran hon yn dangos: set gyflawn o ganlyniadau ar gyfer Cymru; fformatau a awgrymir ar gyfer adrodd canlyniadau'r ysgol a chanlyniadau cenedlaethol i rieni ac i'w cynnwys yn llawlyfrau ac adroddiadau blynyddol y llywodraethwyr; canlyniadau 1996 1997 a 1998 ar gyfer Cymru.



SUBJECT SUMMARIES
CRYNODEBAU PYNCIAU

section
adran

1

National Curriculum Assessment Results In Wales: 1998

Canlyniadau Asesiadau'r Cwricwlwm Cenedlaethol Yng Nghymru: 1998



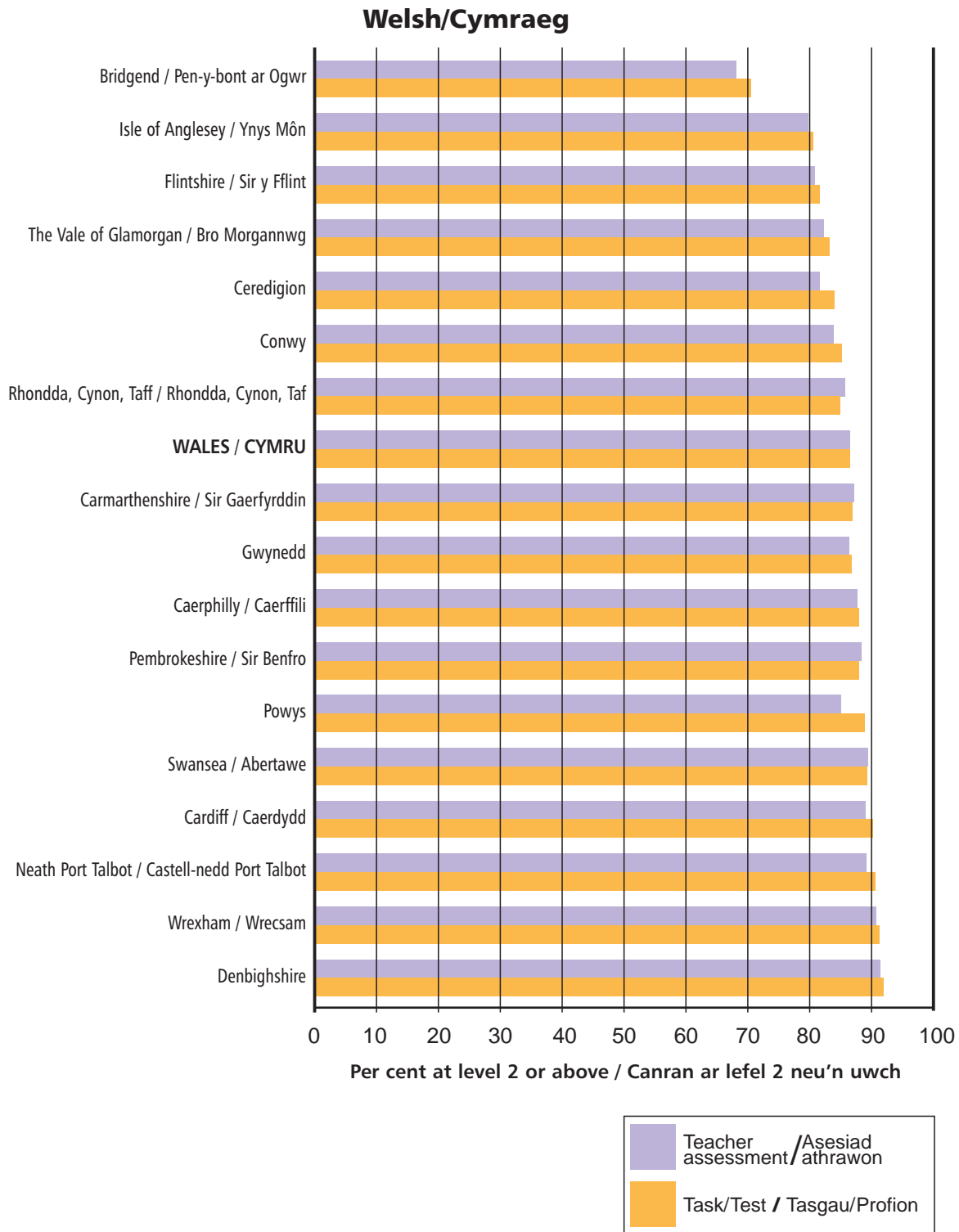
Local authority analysis Dadansoddiad yr Awdurdodau Lleol

English/Saesneg



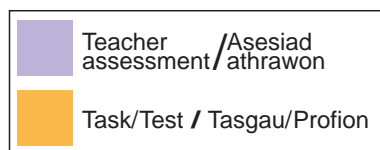
Teacher assessment / Aseiad athrawon

Local authority analysis Dadansoddiad yr Awdurdodau Lleol



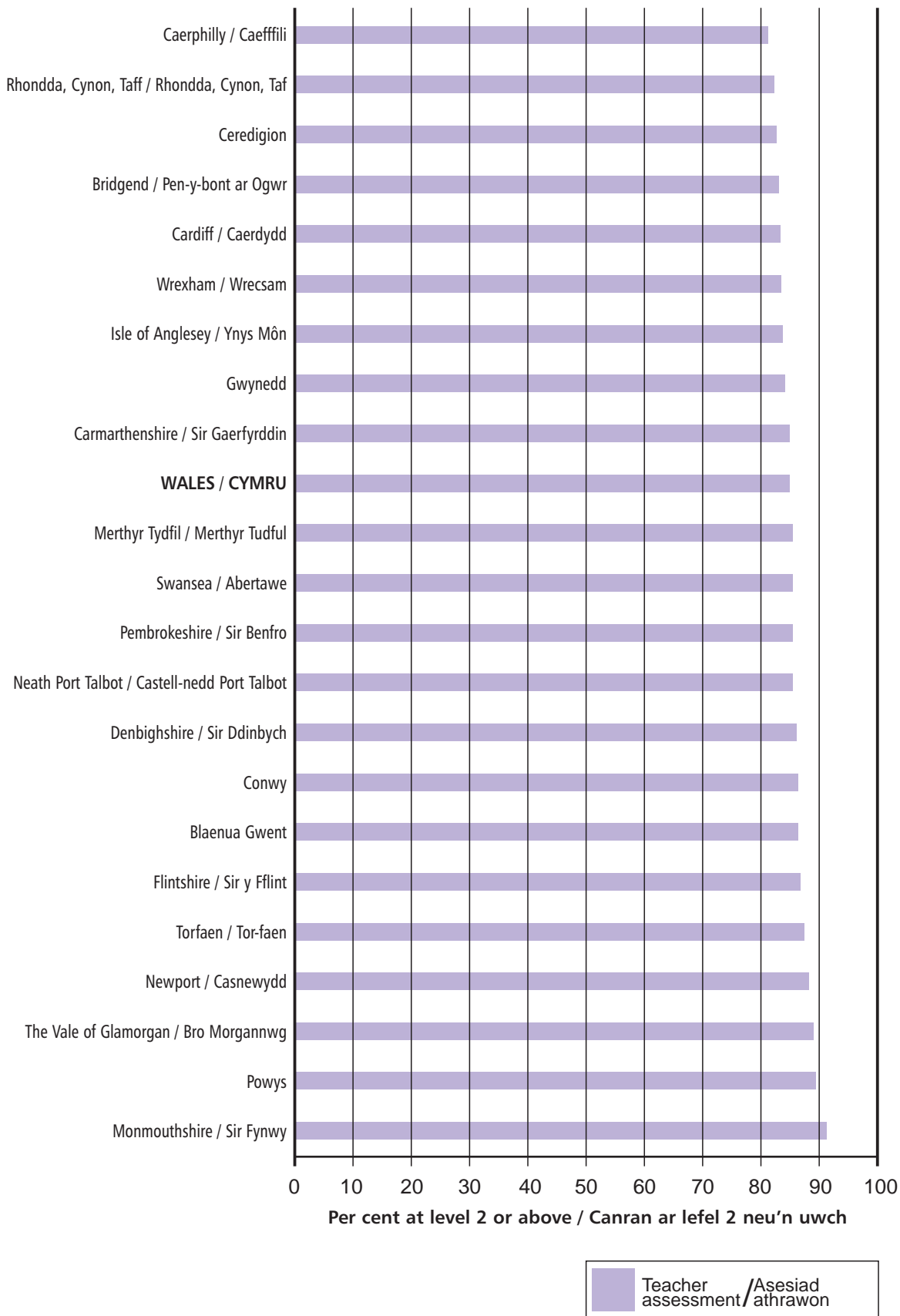
Local authority analysis Dadansoddiad yr Awdurdodau Lleol

Mathematics/Mathemateg



Local authority analysis
Dadansoddiad yr Awdurdodau Lleol

Science/Gwyddoniaeth



Local authority analysis Dadansoddiad yr Awdurdodau Lleol

Core Subject Indicator Dangosydd Pynciau Craidd

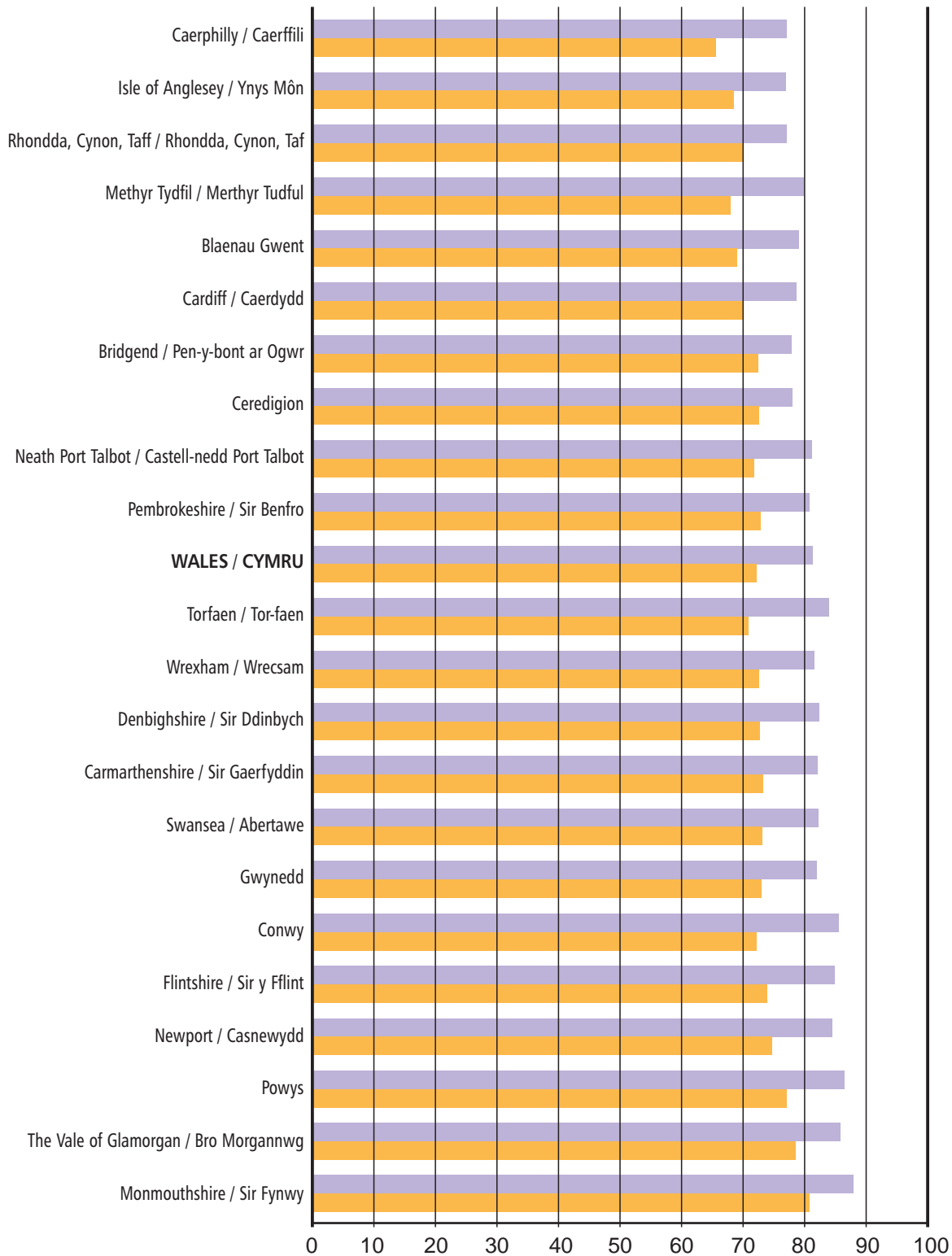


Per cent at level 2 or above in mathematics, science and either English or Welsh (first language) in combination
Canran ar lefel 2 neu'n uwch mewn mathemateg, gwyddoniaeth a naill ai Saesneg neu Gymraeg (iaith gyntaf) mewn cyfuniad

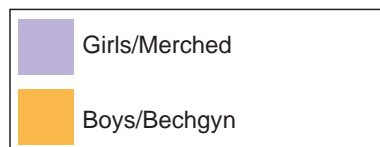
Teacher assessment / Aseiad athrawon

Local authority analysis
Dadansoddiad yr Awdurdodau Lleol

Core Subject Indicator: Teacher Assessment
Dangosydd Pynciau Craidd: Aseidiadau Athrawon



Per cent at level 2 or above in mathematics, science and either English or Welsh (first language) in combination
 Canran ar lefel 2 neu'n uwch mewn mathemateg, gwyddoniaeth a naill ai Saesneg neu Gymraeg (iaith gyntaf) mewn cyfuniad



Local Authority area: Summary Table Ardaloedd Awdurdodau Lleol: Tabl Crynodeb

percentage at level 2 or above/canran ar lefel 2 neu'n uwch

	English Saesneg		Welsh Cymraeg		Mathematics Mathemateg		Science Gwyddoniaeth		Core Subject Indicator (TA) Dangosydd Pynciau Craidd (AA)		
	TA/AA	T/T T/P	TA/AA	T/T T/P	TA/AA	T/T T/P	TA/AA	T/T T/P	All pupils Pob disgybl	Boys Bechgyn	Girls Merched
Isle of Anglesey / Ynys Môn	78.4	81.6	80.0	81.6	83.1	84.3	83.7	84.3	72.5	68.4	76.9
Gwynedd	70.0	86.8	86.2	86.8	83.8	86.1	84.2	86.1	77.6	73.0	82.0
Conwy	82.4	85.1	84.5	85.1	87.6	87.1	86.4	87.1	78.5	72.1	85.5
Denbighshire / Sir Ddinbych	77.6	93.1	92.7	93.1	85.3	85.4	86.2	85.4	77.5	72.7	82.4
Flintshire / Sir y Fflint	83.3	82.1	81.3	82.1	86.1	86.4	86.8	86.4	79.2	73.9	84.9
Wrexham / Wrecsam	80.7	92.2	91.5	92.2	84.0	83.5	83.5	83.5	77.1	72.5	81.6
Powys	85.8	89.1	85.5	89.1	87.2	87.6	89.5	87.6	81.7	77.1	86.4
Ceredigion	77.9	84.6	82.9	84.6	84.5	84.8	82.7	84.8	75.3	72.5	78.0
Pembrokeshire / Sir Benfro	79.6	88.0	88.8	88.0	84.7	84.9	85.5	84.9	76.6	72.8	80.7
Carmarthenshire / Sir Gaerfyrddin	77.9	86.6	86.9	86.6	86.7	86.8	84.9	86.8	77.5	73.2	82.1
Swansea / Abertawe	80.9	89.8	89.8	89.8	83.8	83.0	85.5	83.0	77.5	73.1	82.2
Neath Port Talbot / Castell-nedd Port Talbot	78.2	91.8	89.1	91.8	85.0	84.5	85.5	84.5	76.3	71.8	81.2
Bridgend / Pen-y-bont ar Ogwr	79.8	70.6	68.2	70.6	84.2	85.4	83.1	85.4	75.0	72.4	77.9
The Vale of Glamorgan / Bro Morgannwg	85.2	84.5	83.8	84.5	87.4	87.5	89.0	87.5	81.9	78.5	85.8
Rhondda, Cynon, Taf / Rhondda, Cynon, Taf	77.2	85.7	86.8	85.7	81.3	80.9	82.3	80.9	73.7	70.1	77.1
Methyr Tydfil / Merthyr Tudful	75.4	*	*	*	80.6	82.1	85.5	82.1	73.7	67.9	79.8
Caerphilly / Caerffili	73.4	87.8	87.4	87.8	79.9	79.2	81.2	79.2	70.9	65.5	77.0
Blaenau Gwent	76.1	*	*	*	82.4	82.7	86.4	82.7	73.8	69.0	79.0
Torfaen / Tor-faen	80.0	*	*	*	83.8	85.5	87.5	85.5	77.0	70.9	83.9
Monmouthshire / Sir Fynwy	88.0	*	*	*	90.0	90.1	91.3	90.1	84.1	80.8	87.9
Newport / Casnewydd	83.4	*	*	*	85.4	84.6	88.3	84.6	79.6	74.7	84.5
Cardiff / Caerdydd	78.0	90.1	89.2	90.1	81.6	81.7	83.3	81.7	74.3	70.1	78.6
WALES / CYMRU	80	86	86	86	84	84	85	84	77	72.2	81.3

TA/AA: Teacher Assessment/Aseidiadau Athrawon

T/T/P: Task/Test - Tasg/Prawf

*: Results not shown where their inclusion may make it possible to identify individual schools.

*: Ni ddangosir y canlyniadau gan y gellir adnabod ysgolion unigol.



LEA AREA SUMMARIES
CRYNODEBAU ARDAL AALI

section
adran

2

National Curriculum Assessment Results In Wales: 1998

Canlyniadau Aseidiadau'r Cwricwlwm Cenedlaethol Yng Nghymru: 1998



Isle of Anglesey / Sir Ynys Môn

Percentage of boys at each level/Canran y bechgyn ar bob lefel

	D	A	W	L1	L2	L3	L4	Total Cyfanswm	Base/Sail	2+
English/Saesneg										
TA results Canlyniadau AA	-	-	6.8	18.8	60.9	13.5	-	100	130	74.4
Welsh/Cymraeg										
TA results Canlyniadau AA	1.8	-	2.1	19.6	66.2	10.0	0.4	100	280	76.5
Task/Test Tasg/Prawf	1.8	-	2.1	18.9	66.9	10.3	-	100	280	77.2
Mathematics/Mathemateg										
TA results Canlyniadau AA	0.5	-	1.7	19.3	63.8	14.5	0.2	100	410	78.5
Task/Test Tasg/Prawf	0.7	0.5	1.9	16.4	64.7	15.7	-	100	410	80.4
Science/Gwyddoniaeth										
TA results Canlyniadau AA	0.5	-	2.2	15.7	69.1	12.6	-	100	410	81.6

Percentage of girls at each level/Canran y merched ar bob lefel

	D	A	W	L1	L2	L3	L4	Total Cyfanswm	Base/Sail	2+
English/Saesneg										
TA results Canlyniadau AA	-	-	5.1	12.0	59.0	23.9	-	100	120	82.9
Welsh/Cymraeg										
TA results Canlyniadau AA	-	-	2.1	14.4	62.1	21.4	-	100	290	83.5
Task/Test Tasg/Prawf	-	-	2.1	11.9	62.5	23.5	-	100	290	86.0
Mathematics/Mathemateg										
TA results Canlyniadau AA	-	-	1.2	10.9	70.6	17.2	-	100	400	87.8
Task/Test Tasg/Prawf	-	0.5	1.2	10.0	71.4	16.9	-	100	400	88.3
Science/Gwyddoniaeth										
TA results Canlyniadau AA	-	-	1.2	13.0	71.1	14.7	-	100	400	85.8

Percentage of boys and girls at each level/Canran y bechgyn a'r merched ar bob lefel

	D	A	W	L1	L2	L3	L4	Total Cyfanswm	Base/Sail	2+
English/Saesneg										
TA results Canlyniadau AA	-	-	6.0	15.6	60.0	18.4	-	100	250	78.4
Welsh/Cymraeg										
TA results Canlyniadau AA	0.9	-	2.1	17.0	64.1	15.7	0.2	100	570	80.0
Task/Test Tasg/Prawf	0.9	-	2.1	15.4	64.7	17.0	-	100	570	81.6
Mathematics/Mathemateg										
TA results Canlyniadau AA	0.2	-	1.5	15.2	67.2	15.8	0.1	100	820	83.1
Task/Test Tasg/Prawf	0.4	0.5	1.6	13.2	68.0	16.3	-	100	820	84.3
Science/Gwyddoniaeth										
TA results Canlyniadau AA	0.2	-	1.7	14.4	70.1	13.6	-	100	820	83.7

Gwynedd

Percentage of boys at each level/Canran y bechgyn ar bob lefel

	D	A	W	L1	L2	L3	L4	Total Cyfanswm	Base/Sail	2+
English/Saesneg										
TA results Canlyniadau AA	6.7	-	-	26.7	46.7	20.0	-	100	20	66.7
Welsh/Cymraeg										
TA results Canlyniadau AA	0.7	-	1.8	15.5	59.7	22.3	-	100	680	82.0
Task/Test Tasg/Prawf	1.5	-	1.3	13.9	61.3	22.0	-	100	680	83.3
Mathematics/Mathemateg										
TA results Canlyniadau AA	0.4	-	2.0	16.6	65.4	15.5	-	100	700	80.9
Task/Test Tasg/Prawf	0.6	0.4	1.7	14.1	64.1	19.1	-	100	700	83.2
Science/Gwyddoniaeth										
TA results Canlyniadau AA	0.6	-	2.0	15.8	72.7	8.9	-	100	700	81.6

Percentage of girls at each level/Canran y merched ar bob lefel

	D	A	W	L1	L2	L3	L4	Total Cyfanswm	Base/Sail	2+
English/Saesneg										
TA results Canlyniadau AA	-	-	6.7	20.0	60.0	13.3	-	100	20	73.3
Welsh/Cymraeg										
TA results Canlyniadau AA	0.8	-	1.0	8.0	60.3	29.9	-	100	710	90.2
Task/Test Tasg/Prawf	1.1	-	0.7	8.0	60.3	29.9	-	100	710	90.2
Mathematics/Mathemateg										
TA results Canlyniadau AA	-	-	1.4	12.1	71.0	15.5	-	100	730	86.5
Task/Test Tasg/Prawf	-	0.4	1.5	9.2	70.8	18.0	-	100	730	88.9
Science/Gwyddoniaeth										
TA results Canlyniadau AA	-	-	1.0	12.4	78.5	8.1	-	100	730	86.7

Percentage of boys and girls at each level/Canran y bechgyn a'r merched ar bob lefel

	D	A	W	L1	L2	L3	L4	Total Cyfanswm	Base/Sail	2+
English/Saesneg										
TA results Canlyniadau AA	3.3	-	3.3	23.3	53.3	16.7	-	100	30	70.0
Welsh/Cymraeg										
TA results Canlyniadau AA	0.8	-	1.4	11.7	60.0	26.2	-	100	1,390	86.2
Task/Test Tasg/Prawf	1.3	-	1.0	10.9	60.8	26.0	-	100	1,390	86.8
Mathematics/Mathemateg										
TA results Canlyniadau AA	0.2	-	1.7	14.3	68.3	15.5	-	100	1,420	83.8
Task/Test Tasg/Prawf	0.3	0.4	1.6	11.6	67.6	18.5	-	100	1,420	86.1
Science/Gwyddoniaeth										
TA results Canlyniadau AA	0.3	-	1.5	14.0	75.7	8.5	-	100	1,420	84.2

Conwy

Percentage of boys at each level/Canran y bechgyn ar bob lefel

	D	A	W	L1	L2	L3	L4	Total Cyfanswm	Base/Sail	2+
English/Saesneg										
TA results Canlyniadau AA	0.9	-	3.0	19.9	67.0	9.3	-	100	460	76.2
Welsh/Cymraeg										
TA results Canlyniadau AA	1.5	-	2.5	15.9	70.1	10.0	-	100	200	80.1
Task/Test Tasg/Prawf	2.0	-	2.5	14.4	71.6	9.5	-	100	200	81.1
Mathematics/Mathemateg										
TA results Canlyniadau AA	1.1	-	1.1	13.6	75.3	9.0	-	100	660	84.3
Task/Test Tasg/Prawf	1.2	0.6	1.5	12.5	67.0	17.2	-	100	660	84.2
Science/Gwyddoniaeth										
TA results Canlyniadau AA	1.1	-	1.8	14.2	74.8	8.1	-	100	660	83.0

Percentage of girls at each level/Canran y merched ar bob lefel

	D	A	W	L1	L2	L3	L4	Total Cyfanswm	Base/Sail	2+
English/Saesneg										
TA results Canlyniadau AA	-	-	1.4	9.2	72.0	17.4	-	100	410	89.4
Welsh/Cymraeg										
TA results Canlyniadau AA	0.5	-	0.5	9.6	74.9	14.4	-	100	190	89.3
Task/Test Tasg/Prawf	1.1	-	0.5	9.1	74.9	14.4	-	100	190	89.3
Mathematics/Mathemateg										
TA results Canlyniadau AA	0.2	-	0.5	8.2	79.0	12.1	-	100	600	91.2
Task/Test Tasg/Prawf	0.2	-	0.7	8.8	72.2	18.1	-	100	600	90.3
Science/Gwyddoniaeth										
TA results Canlyniadau AA	0.2	-	0.7	9.0	81.2	9.0	-	100	600	90.2

Percentage of boys and girls at each level/Canran y bechgyn a'r merched ar bob lefel

	D	A	W	L1	L2	L3	L4	Total Cyfanswm	Base/Sail	2+
English/Saesneg										
TA results Canlyniadau AA	0.5	-	2.3	14.8	69.3	13.1	-	100	880	82.4
Welsh/Cymraeg										
TA results Canlyniadau AA	1.0	-	1.5	12.9	72.4	12.1	-	100	390	84.5
Task/Test Tasg/Prawf	1.5	-	1.5	11.9	73.2	11.9	-	100	390	85.1
Mathematics/Mathemateg										
TA results Canlyniadau AA	0.6	-	0.8	11.0	77.1	10.5	-	100	1,270	87.6
Task/Test Tasg/Prawf	0.7	0.3	1.1	10.8	69.5	17.6	-	100	1,270	87.1
Science/Gwyddoniaeth										
TA results Canlyniadau AA	0.6	-	1.3	11.7	77.9	8.5	-	100	1,270	86.4

Denbighshire / Sir Ddinbych

Percentage of boys at each level/Canran y bechgyn ar bob lefel

	D	A	W	L1	L2	L3	L4	Total Cyfanswm	Base/Sail	2+
English/Saesneg										
TA results Canlyniadau AA	0.2	-	7.3	20.6	63.3	8.5	-	100	480	71.9
Welsh/Cymraeg										
TA results Canlyniadau AA	-	-	-	11.8	73.6	14.5	-	100	110	88.2
Task/Test Tasg/Prawf	-	-	-	10.9	73.6	15.5	-	100	110	89.1
Mathematics/Mathemateg										
TA results Canlyniadau AA	0.2	-	4.1	13.4	67.5	14.9	-	100	590	82.4
Task/Test Tasg/Prawf	0.2	-	3.6	13.4	65.6	17.3	-	100	590	82.9
Science/Gwyddoniaeth										
TA results Canlyniadau AA	0.2	-	2.7	12.5	75.3	9.3	-	100	590	84.6

Percentage of girls at each level/Canran y merched ar bob lefel

	D	A	W	L1	L2	L3	L4	Total Cyfanswm	Base/Sail	2+
English/Saesneg										
TA results Canlyniadau AA	-	-	2.8	13.8	66.2	17.2	-	100	470	83.4
Welsh/Cymraeg										
TA results Canlyniadau AA	-	-	-	2.8	69.4	27.8	-	100	110	97.2
Task/Test Tasg/Prawf	-	-	-	2.8	75.0	22.2	-	100	110	97.2
Mathematics/Mathemateg										
TA results Canlyniadau AA	-	-	2.4	9.3	73.2	15.1	-	100	580	88.2
Task/Test Tasg/Prawf	-	0.2	1.7	10.2	72.0	15.9	-	100	580	87.9
Science/Gwyddoniaeth										
TA results Canlyniadau AA	-	-	1.9	10.2	78.4	9.5	-	100	580	87.9

Percentage of boys and girls at each level/Canran y bechgyn a'r merched ar bob lefel

	D	A	W	L1	L2	L3	L4	Total Cyfanswm	Base/Sail	2+
English/Saesneg										
TA results Canlyniadau AA	0.1	-	5.1	17.3	64.7	12.8	-	100	950	77.6
Welsh/Cymraeg										
TA results Canlyniadau AA	-	-	-	7.3	71.6	21.1	-	100	220	92.7
Task/Test Tasg/Prawf	-	-	-	6.9	74.3	18.8	-	100	220	93.1
Mathematics/Mathemateg										
TA results Canlyniadau AA	0.1	-	3.3	11.4	70.3	15.0	-	100	1,170	85.3
Task/Test Tasg/Prawf	0.1	0.1	2.7	11.8	68.8	16.6	-	100	1,170	85.4
Science/Gwyddoniaeth										
TA results Canlyniadau AA	0.1	-	2.3	11.4	76.8	9.4	-	100	1,170	86.2

Flintshire / Sir y Fflint

Percentage of boys at each level/Canran y bechgyn ar bob lefel

	D	A	W	L1	L2	L3	L4	Total Cyfanswm	Base/Sail	2+
English/Saesneg										
TA results Canlyniadau AA	0.4	-	5.4	16.4	66.5	11.3	-	100	980	77.8
Welsh/Cymraeg										
TA results Canlyniadau AA	-	-	-	20.7	72.4	6.9	-	100	60	79.3
Task/Test Tasg/Prawf	-	-	-	19.0	72.4	8.6	-	100	60	81.0
Mathematics/Mathemateg										
TA results Canlyniadau AA	0.4	-	3.4	13.2	67.1	16.0	-	100	1,040	83.1
Task/Test Tasg/Prawf	0.5	0.4	3.6	12.2	63.2	20.2	-	100	1,040	83.4
Science/Gwyddoniaeth										
TA results Canlyniadau AA	0.4	-	1.9	13.0	73.8	11.0	-	100	1,040	84.7

Percentage of girls at each level/Canran y merched ar bob lefel

	D	A	W	L1	L2	L3	L4	Total Cyfanswm	Base/Sail	2+
English/Saesneg										
TA results Canlyniadau AA	-	-	2.5	8.4	72.0	17.1	-	100	930	89.1
Welsh/Cymraeg										
TA results Canlyniadau AA	-	-	1.9	14.8	68.5	14.8	-	100	50	83.3
Task/Test Tasg/Prawf	1.9	-	1.9	13.0	66.7	16.7	-	100	50	83.3
Mathematics/Mathemateg										
TA results Canlyniadau AA	-	-	1.8	8.8	76.3	13.0	-	100	980	89.3
Task/Test Tasg/Prawf	0.2	0.3	1.8	8.0	72.0	17.7	-	100	980	89.6
Science/Gwyddoniaeth										
TA results Canlyniadau AA	-	-	1.5	9.6	77.6	11.3	-	100	980	88.9

Percentage of boys and girls at each level/Canran y bechgyn a'r merched ar bob lefel

	D	A	W	L1	L2	L3	L4	Total Cyfanswm	Base/Sail	2+
English/Saesneg										
TA results Canlyniadau AA	0.2	-	4.0	12.5	69.2	14.1	-	100	1,910	83.3
Welsh/Cymraeg										
TA results Canlyniadau AA	-	-	0.9	17.9	70.5	10.7	-	100	110	81.3
Task/Test Tasg/Prawf	0.9	-	0.9	16.1	69.6	12.5	-	100	110	82.1
Mathematics/Mathemateg										
TA results Canlyniadau AA	0.2	-	2.6	11.1	71.6	14.6	-	100	2,030	86.1
Task/Test Tasg/Prawf	0.3	0.3	2.7	10.2	67.5	19.0	-	100	2,030	86.4
Science/Gwyddoniaeth										
TA results Canlyniadau AA	0.2	-	1.7	11.3	75.7	11.1	-	100	2,030	86.8

Wrexham / Wrecsam

Percentage of boys at each level/Canran y bechgyn ar bob lefel

	D	A	W	L1	L2	L3	L4	Total Cyfanswm	Base/Sail	2+
English/Saesneg										
TA results Canlyniadau AA	0.3	-	5.2	20.3	62.3	12.0	-	100	730	74.3
Welsh/Cymraeg										
TA results Canlyniadau AA	-	-	1.3	3.9	88.2	6.6	-	100	80	94.7
Task/Test Tasg/Prawf	-	-	1.3	3.9	88.2	6.6	-	100	80	94.7
Mathematics/Mathemateg										
TA results Canlyniadau AA	0.1	-	2.3	15.7	70.0	11.9	-	100	810	81.9
Task/Test Tasg/Prawf	0.1	0.5	2.6	15.4	65.8	15.6	-	100	810	81.4
Science/Gwyddoniaeth										
TA results Canlyniadau AA	0.1	-	2.8	15.4	69.0	12.6	-	100	810	81.6

Percentage of girls at each level/Canran y merched ar bob lefel

	D	A	W	L1	L2	L3	L4	Total Cyfanswm	Base/Sail	2+
English/Saesneg										
TA results Canlyniadau AA	-	-	2.1	10.9	66.2	20.8	-	100	760	87.0
Welsh/Cymraeg										
TA results Canlyniadau AA	-	-	-	12.3	84.6	3.1	-	100	70	87.7
Task/Test Tasg/Prawf	-	-	-	10.8	86.2	3.1	-	100	70	89.2
Mathematics/Mathemateg										
TA results Canlyniadau AA	-	-	1.6	12.4	73.2	12.8	-	100	830	86.1
Task/Test Tasg/Prawf	-	-	2.2	12.1	72.8	12.8	-	100	830	85.7
Science/Gwyddoniaeth										
TA results Canlyniadau AA	-	-	1.3	13.2	74.4	11.0	-	100	830	85.5

Percentage of boys and girls at each level/Canran y bechgyn a'r merched ar bob lefel

	D	A	W	L1	L2	L3	L4	Total Cyfanswm	Base/Sail	2+
English/Saesneg										
TA results Canlyniadau AA	0.1	-	3.6	15.5	64.3	16.5	-	100	1,490	80.7
Welsh/Cymraeg										
TA results Canlyniadau AA	-	-	0.7	7.8	86.5	5.0	-	100	140	91.5
Task/Test Tasg/Prawf	-	-	0.7	7.1	87.2	5.0	-	100	140	92.2
Mathematics/Mathemateg										
TA results Canlyniadau AA	0.1	-	2.0	14.0	71.6	12.4	-	100	1,640	84.0
Task/Test Tasg/Prawf	0.1	0.2	2.4	13.8	69.4	14.2	-	100	1,640	83.5
Science/Gwyddoniaeth										
TA results Canlyniadau AA	0.1	-	2.1	14.3	71.7	11.8	-	100	1,640	83.5

Powys

Percentage of boys at each level/Canran y bechgyn ar bob lefel

	D	A	W	L1	L2	L3	L4	Total Cyfanswm	Base/Sail	2+
English/Saesneg										
TA results Canlyniadau AA	0.5	-	2.3	17.3	71.0	8.8	-	100	740	79.8
Welsh/Cymraeg										
TA results Canlyniadau AA	0.8	-	-	16.0	73.1	10.1	-	100	120	83.2
Task/Test Tasg/Prawf	1.7	-	-	11.8	74.8	11.8	-	100	120	86.6
Mathematics/Mathemateg										
TA results Canlyniadau AA	0.6	-	1.1	13.5	68.3	16.6	-	100	860	84.8
Task/Test Tasg/Prawf	1.3	0.9	0.9	12.3	65.2	19.4	-	100	860	84.6
Science/Gwyddoniaeth										
TA results Canlyniadau AA	0.6	-	0.8	10.9	77.4	10.4	-	100	860	87.7

Percentage of girls at each level/Canran y merched ar bob lefel

	D	A	W	L1	L2	L3	L4	Total Cyfanswm	Base/Sail	2+
English/Saesneg										
TA results Canlyniadau AA	0.4	-	0.8	6.8	78.4	13.4	0.1	100	720	92.0
Welsh/Cymraeg										
TA results Canlyniadau AA	2.0	-	-	9.9	68.3	19.8	-	100	100	88.1
Task/Test Tasg/Prawf	2.0	-	-	5.9	70.3	21.8	-	100	100	92.1
Mathematics/Mathemateg										
TA results Canlyniadau AA	0.5	-	0.6	9.2	77.7	12.0	-	100	820	89.7
Task/Test Tasg/Prawf	1.0	0.5	0.6	7.2	76.3	14.4	-	100	820	90.8
Science/Gwyddoniaeth										
TA results Canlyniadau AA	0.5	-	0.6	7.6	84.2	7.0	-	100	820	91.3

Percentage of boys and girls at each level/Canran y bechgyn a'r merched ar bob lefel

	D	A	W	L1	L2	L3	L4	Total Cyfanswm	Base/Sail	2+
English/Saesneg										
TA results Canlyniadau AA	0.5	-	1.6	12.1	74.7	11.1	0.1	100	1,460	85.8
Welsh/Cymraeg										
TA results Canlyniadau AA	1.4	-	-	13.2	70.9	14.5	-	100	220	85.5
Task/Test Tasg/Prawf	1.8	-	-	9.1	72.7	16.4	-	100	220	89.1
Mathematics/Mathemateg										
TA results Canlyniadau AA	0.5	-	0.8	11.4	72.9	14.3	-	100	1,680	87.2
Task/Test Tasg/Prawf	1.1	0.7	0.8	9.8	70.7	17.0	-	100	1,680	87.6
Science/Gwyddoniaeth										
TA results Canlyniadau AA	0.5	-	0.7	9.3	80.7	8.7	-	100	1,680	89.5

Ceredigion

Percentage of boys at each level/Canran y bechgyn ar bob lefel

	D	A	W	L1	L2	L3	L4	Total Cyfanswm	Base/Sail	2+
English/Saesneg										
TA results Canlyniadau AA	-	-	7.8	15.5	58.3	18.4	-	100	100	76.7
Welsh/Cymraeg										
TA results Canlyniadau AA	2.1	-	1.7	17.1	64.0	14.7	0.3	100	290	79.0
Task/Test Tasg/Prawf	3.1	-	1.4	15.0	63.6	16.8	-	100	290	80.4
Mathematics/Mathemateg										
TA results Canlyniadau AA	0.3	-	2.1	15.4	62.5	19.5	0.3	100	390	82.3
Task/Test Tasg/Prawf	0.5	1.0	2.1	13.6	59.4	23.4	-	100	390	82.8
Science/Gwyddoniaeth										
TA results Canlyniadau AA	0.3	-	2.1	15.7	71.7	10.3	-	100	390	82.0

Percentage of girls at each level/Canran y merched ar bob lefel

	D	A	W	L1	L2	L3	L4	Total Cyfanswm	Base/Sail	2+
English/Saesneg										
TA results Canlyniadau AA	3.1	-	2.1	15.6	63.5	15.6	-	100	100	79.2
Welsh/Cymraeg										
TA results Canlyniadau AA	1.0	-	1.7	10.7	63.7	23.0	-	100	300	86.7
Task/Test Tasg/Prawf	1.3	-	1.3	8.7	65.3	23.3	-	100	300	88.7
Mathematics/Mathemateg										
TA results Canlyniadau AA	0.8	-	1.3	11.4	65.7	21.0	-	100	400	86.6
Task/Test Tasg/Prawf	0.8	0.5	0.8	11.1	63.4	23.5	-	100	400	86.9
Science/Gwyddoniaeth										
TA results Canlyniadau AA	1.0	-	0.5	15.2	74.5	8.8	-	100	400	83.3

Percentage of boys and girls at each level/Canran y bechgyn a'r merched ar bob lefel

	D	A	W	L1	L2	L3	L4	Total Cyfanswm	Base/Sail	2+
English/Saesneg										
TA results Canlyniadau AA	1.5	-	5.0	15.6	60.8	17.1	-	100	200	77.9
Welsh/Cymraeg										
TA results Canlyniadau AA	1.5	-	1.7	13.8	63.8	18.9	0.2	100	590	82.9
Task/Test Tasg/Prawf	2.2	-	1.4	11.8	64.5	20.1	-	100	590	84.6
Mathematics/Mathemateg										
TA results Canlyniadau AA	0.5	-	1.7	13.4	64.1	20.3	0.1	100	790	84.5
Task/Test Tasg/Prawf	0.6	0.8	1.4	12.4	61.4	23.4	-	100	790	84.8
Science/Gwyddoniaeth										
TA results Canlyniadau AA	0.6	-	1.3	15.4	73.1	9.6	-	100	790	82.7

Pembrokeshire / Sir Benfro

Percentage of boys at each level/Canran y bechgyn ar bob lefel

	D	A	W	L1	L2	L3	L4	Total Cyfanswm	Base/Sail	2+
English/Saesneg										
TA results Canlyniadau AA	0.3	-	4.1	20.7	60.1	14.6	0.2	100	650	74.8
Welsh/Cymraeg										
TA results Canlyniadau AA	-	-	0.9	15.1	65.1	18.9	-	100	110	84.0
Task/Test Tasg/Prawf	0.9	-	0.9	15.1	63.2	19.8	-	100	110	83.0
Mathematics/Mathemateg										
TA results Canlyniadau AA	0.3	-	2.1	15.2	63.6	18.7	0.1	100	760	82.5
Task/Test Tasg/Prawf	0.4	0.7	2.6	12.5	64.5	19.3	-	100	760	83.8
Science/Gwyddoniaeth										
TA results Canlyniadau AA	0.3	-	1.8	13.5	69.4	14.9	0.1	100	760	84.4

Percentage of girls at each level/Canran y merched ar bob lefel

	D	A	W	L1	L2	L3	L4	Total Cyfanswm	Base/Sail	2+
English/Saesneg										
TA results Canlyniadau AA	0.2	-	2.9	12.1	67.5	17.3	-	100	590	84.9
Welsh/Cymraeg										
TA results Canlyniadau AA	-	-	-	7.1	70.9	22.0	-	100	130	92.9
Task/Test Tasg/Prawf	-	-	-	7.9	68.5	23.6	-	100	130	92.1
Mathematics/Mathemateg										
TA results Canlyniadau AA	0.1	-	1.7	11.2	69.4	17.6	-	100	720	87.0
Task/Test Tasg/Prawf	0.3	0.4	1.7	11.6	67.7	18.3	-	100	720	86.0
Science/Gwyddoniaeth										
TA results Canlyniadau AA	0.1	-	1.8	11.3	75.8	10.9	-	100	720	86.7

Percentage of boys and girls at each level/Canran y bechgyn a'r merched ar bob lefel

	D	A	W	L1	L2	L3	L4	Total Cyfanswm	Base/Sail	2+
English/Saesneg										
TA results Canlyniadau AA	0.2	-	3.5	16.6	63.6	15.9	0.1	100	1,240	79.6
Welsh/Cymraeg										
TA results Canlyniadau AA	-	-	0.4	10.7	68.2	20.6	-	100	230	88.8
Task/Test Tasg/Prawf	0.4	-	0.4	11.2	66.1	21.9	-	100	230	88.0
Mathematics/Mathemateg										
TA results Canlyniadau AA	0.2	-	1.9	13.2	66.4	18.2	0.1	100	1,470	84.7
Task/Test Tasg/Prawf	0.3	0.5	2.2	12.1	66.1	18.8	-	100	1,470	84.9
Science/Gwyddoniaeth										
TA results Canlyniadau AA	0.2	-	1.8	12.4	72.5	13.0	0.1	100	1,470	85.5

Carmarthenshire / Sir Gaerfyrddin

Percentage of boys at each level/Canran y bechgyn ar bob lefel

	D	A	W	L1	L2	L3	L4	Total Cyfanswm	Base/Sail	2+
English/Saesneg										
TA results Canlyniadau AA	-	-	6.3	22.1	63.8	7.9	-	100	560	71.6
Welsh/Cymraeg										
TA results Canlyniadau AA	0.4	-	2.3	14.4	69.4	13.6	-	100	490	83.0
Task/Test Tasg/Prawf	1.0	-	2.1	14.6	67.4	15.0	-	100	490	82.3
Mathematics/Mathemateg										
TA results Canlyniadau AA	0.2	-	2.2	13.0	65.0	19.5	0.1	100	1,050	84.6
Task/Test Tasg/Prawf	0.3	0.6	2.4	12.1	60.8	23.8	-	100	1,050	84.6
Science/Gwyddoniaeth										
TA results Canlyniadau AA	0.2	-	2.5	14.7	70.5	12.1	-	100	1,050	82.6

Percentage of girls at each level/Canran y merched ar bob lefel

	D	A	W	L1	L2	L3	L4	Total Cyfanswm	Base/Sail	2+
English/Saesneg										
TA results Canlyniadau AA	0.2	-	4.1	10.4	72.3	13.0	-	100	480	85.3
Welsh/Cymraeg										
TA results Canlyniadau AA	0.2	-	0.2	8.9	67.5	23.2	-	100	500	90.7
Task/Test Tasg/Prawf	0.2	-	0.2	8.9	66.5	24.2	-	100	500	90.7
Mathematics/Mathemateg										
TA results Canlyniadau AA	0.1	-	1.4	9.6	75.6	13.3	-	100	980	88.9
Task/Test Tasg/Prawf	0.3	0.7	1.1	8.7	69.9	19.3	-	100	980	89.2
Science/Gwyddoniaeth										
TA results Canlyniadau AA	0.1	-	1.9	10.6	78.3	9.0	-	100	980	87.3

Percentage of boys and girls at each level/Canran y bechgyn a'r merched ar bob lefel

	D	A	W	L1	L2	L3	L4	Total Cyfanswm	Base/Sail	2+
English/Saesneg										
TA results Canlyniadau AA	0.1	-	5.3	16.7	67.7	10.3	-	100	1,040	77.9
Welsh/Cymraeg										
TA results Canlyniadau AA	0.3	-	1.2	11.6	68.5	18.4	-	100	980	86.9
Task/Test Tasg/Prawf	0.6	-	1.1	11.7	66.9	19.6	-	100	980	86.6
Mathematics/Mathemateg										
TA results Canlyniadau AA	0.1	-	1.8	11.4	70.1	16.5	0.0	100	2,030	86.7
Task/Test Tasg/Prawf	0.3	0.6	1.8	10.5	65.2	21.6	-	100	2,030	86.8
Science/Gwyddoniaeth										
TA results Canlyniadau AA	0.1	-	2.2	12.7	74.3	10.6	-	100	2,030	84.9

Swansea / Abertawe

Percentage of boys at each level/Canran y bechgyn ar bob lefel

	D	A	W	L1	L2	L3	L4	Total Cyfanswm	Base/Sail	2+
English/Saesneg										
TA results Canlyniadau AA	0.3	-	5.3	18.2	63.0	13.2	0.1	100	1,350	76.3
Welsh/Cymraeg										
TA results Canlyniadau AA	0.9	-	0.9	13.8	70.6	13.8	-	100	110	84.4
Task/Test Tasg/Prawf	0.9	-	0.9	12.8	65.1	20.2	-	100	110	85.3
Mathematics/Mathemateg										
TA results Canlyniadau AA	0.3	-	2.4	15.3	66.8	15.1	-	100	1,460	81.9
Task/Test Tasg/Prawf	0.3	0.6	3.2	14.6	63.3	17.9	-	100	1,460	81.2
Science/Gwyddoniaeth										
TA results Canlyniadau AA	0.3	-	2.3	13.4	71.1	12.8	-	100	1,460	83.9

Percentage of girls at each level/Canran y merched ar bob lefel

	D	A	W	L1	L2	L3	L4	Total Cyfanswm	Base/Sail	2+
English/Saesneg										
TA results Canlyniadau AA	0.4	-	2.2	11.6	65.3	20.4	0.2	100	1,300	85.8
Welsh/Cymraeg										
TA results Canlyniadau AA	1.0	-	-	3.1	68.0	27.8	-	100	100	95.9
Task/Test Tasg/Prawf	1.0	-	-	4.1	62.9	32.0	-	100	100	94.8
Mathematics/Mathemateg										
TA results Canlyniadau AA	0.4	-	1.2	12.6	68.8	16.9	-	100	1,390	85.7
Task/Test Tasg/Prawf	0.4	0.4	1.9	12.3	66.6	18.3	-	100	1,390	84.9
Science/Gwyddoniaeth										
TA results Canlyniadau AA	0.4	-	1.5	10.9	73.2	13.9	-	100	1,390	87.2

Percentage of boys and girls at each level/Canran y bechgyn a'r merched ar bob lefel

	D	A	W	L1	L2	L3	L4	Total Cyfanswm	Base/Sail	2+
English/Saesneg										
TA results Canlyniadau AA	0.3	-	3.8	14.9	64.1	16.7	0.1	100	2,650	80.9
Welsh/Cymraeg										
TA results Canlyniadau AA	1.0	-	0.5	8.7	69.4	20.4	-	100	210	89.8
Task/Test Tasg/Prawf	1.0	-	0.5	8.7	64.1	25.7	-	100	210	89.8
Mathematics/Mathemateg										
TA results Canlyniadau AA	0.4	-	1.8	14.0	67.8	16.0	-	100	2,860	83.8
Task/Test Tasg/Prawf	0.4	0.5	2.6	13.5	64.9	18.1	-	100	2,860	83.0
Science/Gwyddoniaeth										
TA results Canlyniadau AA	0.4	-	1.9	12.2	72.2	13.3	-	100	2,860	85.5

Neath Port Talbot / Castell-Nedd Port Talbot

Percentage of boys at each level/Canran y bechgyn ar bob lefel

	D	A	W	L1	L2	L3	L4	Total Cyfanswm	Base/Sail	2+
English/Saesneg										
TA results Canlyniadau AA	0.5	-	5.8	20.6	60.8	12.3	-	100	790	73.0
Welsh/Cymraeg										
TA results Canlyniadau AA	-	-	-	15.4	67.1	17.5	-	100	140	84.6
Task/Test Tasg/Prawf	-	-	-	11.2	74.8	14.0	-	100	140	88.8
Mathematics/Mathemateg										
TA results Canlyniadau AA	0.4	-	3.2	13.4	65.8	17.0	0.1	100	930	83.0
Task/Test Tasg/Prawf	1.2	0.5	2.4	13.9	64.2	17.8	-	100	930	82.0
Science/Gwyddoniaeth										
TA results Canlyniadau AA	0.6	-	2.7	13.3	71.0	12.4	-	100	930	83.4

Percentage of girls at each level/Canran y merched ar bob lefel

	D	A	W	L1	L2	L3	L4	Total Cyfanswm	Base/Sail	2+
English/Saesneg										
TA results Canlyniadau AA	0.1	-	2.5	13.2	62.8	21.3	-	100	680	84.1
Welsh/Cymraeg										
TA results Canlyniadau AA	-	-	-	6.7	69.3	24.0	-	100	150	93.3
Task/Test Tasg/Prawf	-	-	-	5.3	72.7	22.0	-	100	150	94.7
Mathematics/Mathemateg										
TA results Canlyniadau AA	0.1	-	1.3	11.3	70.0	17.2	-	100	830	87.2
Task/Test Tasg/Prawf	0.2	0.8	1.7	9.9	70.5	16.8	-	100	830	87.4
Science/Gwyddoniaeth										
TA results Canlyniadau AA	0.2	-	0.8	11.0	74.8	13.1	-	100	830	88.0

Percentage of boys and girls at each level/Canran y bechgyn a'r merched ar bob lefel

	D	A	W	L1	L2	L3	L4	Total Cyfanswm	Base/Sail	2+
English/Saesneg										
TA results Canlyniadau AA	0.3	-	4.3	17.2	61.7	16.5	-	100	1,470	78.2
Welsh/Cymraeg										
TA results Canlyniadau AA	-	-	-	10.9	68.3	20.8	-	100	290	89.1
Task/Test Tasg/Prawf	-	-	-	8.2	73.7	18.1	-	100	290	91.8
Mathematics/Mathemateg										
TA results Canlyniadau AA	0.3	-	2.3	12.4	67.8	17.1	0.1	100	1,760	85.0
Task/Test Tasg/Prawf	0.7	0.7	2.0	12.0	67.2	17.3	-	100	1,770	84.5
Science/Gwyddoniaeth										
TA results Canlyniadau AA	0.5	-	1.8	12.2	72.8	12.8	-	100	1,760	85.5

Bridgend / Pen-y-bont ar Ogwr

Percentage of boys at each level/Canran y bechgyn ar bob lefel

	D	A	W	L1	L2	L3	L4	Total Cyfanswm	Base/Sail	2+
English/Saesneg										
TA results Canlyniadau AA	0.1	-	4.1	19.1	60.2	16.5	-	100	840	76.7
Welsh/Cymraeg										
TA results Canlyniadau AA	-	-	5.6	28.1	51.7	14.6	-	100	90	66.3
Task/Test Tasg/Prawf	-	-	3.4	29.2	51.7	15.7	-	100	90	67.4
Mathematics/Mathemateg										
TA results Canlyniadau AA	0.1	-	2.8	14.3	62.0	20.8	-	100	930	82.8
Task/Test Tasg/Prawf	0.5	0.1	2.7	13.1	59.9	23.7	-	100	930	83.6
Science/Gwyddoniaeth										
TA results Canlyniadau AA	0.1	-	1.7	16.2	61.9	20.1	-	100	930	82.0

Percentage of girls at each level/Canran y merched ar bob lefel

	D	A	W	L1	L2	L3	L4	Total Cyfanswm	Base/Sail	2+
English/Saesneg										
TA results Canlyniadau AA	0.1	-	2.7	14.0	59.6	23.6	-	100	780	83.2
Welsh/Cymraeg										
TA results Canlyniadau AA	-	-	-	29.6	46.9	23.5	-	100	80	70.4
Task/Test Tasg/Prawf	-	-	-	25.9	54.3	19.8	-	100	80	74.1
Mathematics/Mathemateg										
TA results Canlyniadau AA	0.1	-	2.0	12.3	67.1	18.6	-	100	870	85.7
Task/Test Tasg/Prawf	0.5	0.3	2.2	9.6	67.9	19.5	-	100	870	87.4
Science/Gwyddoniaeth										
TA results Canlyniadau AA	0.1	-	1.7	13.9	67.1	17.2	-	100	870	84.3

Percentage of boys and girls at each level/Canran y bechgyn a'r merched ar bob lefel

	D	A	W	L1	L2	L3	L4	Total Cyfanswm	Base/Sail	2+
English/Saesneg										
TA results Canlyniadau AA	0.1	-	3.4	16.7	59.9	19.9	-	100	1,620	79.8
Welsh/Cymraeg										
TA results Canlyniadau AA	-	-	2.9	28.8	49.4	18.8	-	100	170	68.2
Task/Test Tasg/Prawf	-	-	1.8	27.6	52.9	17.6	-	100	170	70.6
Mathematics/Mathemateg										
TA results Canlyniadau AA	0.1	-	2.4	13.3	64.4	19.8	-	100	1,790	84.2
Task/Test Tasg/Prawf	0.5	0.2	2.5	11.4	63.8	21.7	-	100	1,790	85.4
Science/Gwyddoniaeth										
TA results Canlyniadau AA	0.1	-	1.7	15.1	64.4	18.7	-	100	1,790	83.1

The Vale of Glamorgan / Bro Morgannwg

Percentage of boys at each level/Canran y bechgyn ar bob lefel

	D	A	W	L1	L2	L3	L4	Total Cyfanswm	Base/Sail	2+
English/Saesneg										
TA results Canlyniadau AA	-	-	4.7	13.6	68.3	13.2	0.1	100	810	81.7
Welsh/Cymraeg										
TA results Canlyniadau AA	-	-	-	15.5	64.8	19.7	-	100	70	84.5
Task/Test Tasg/Prawf	-	-	-	14.1	67.6	18.3	-	100	70	85.9
Mathematics/Mathemateg										
TA results Canlyniadau AA	-	-	2.6	12.3	67.1	18.0	-	100	880	85.1
Task/Test Tasg/Prawf	-	0.9	2.7	11.4	64.6	20.4	-	100	880	85.0
Science/Gwyddoniaeth										
TA results Canlyniadau AA	-	-	1.7	11.4	71.4	15.5	-	100	880	86.9

Percentage of girls at each level/Canran y merched ar bob lefel

	D	A	W	L1	L2	L3	L4	Total Cyfanswm	Base/Sail	2+
English/Saesneg										
TA results Canlyniadau AA	-	-	1.6	9.1	65.1	24.2	-	100	690	89.3
Welsh/Cymraeg										
TA results Canlyniadau AA	-	-	1.3	15.6	44.2	39.0	-	100	80	83.1
Task/Test Tasg/Prawf	-	-	-	16.9	45.5	37.7	-	100	80	83.1
Mathematics/Mathemateg										
TA results Canlyniadau AA	-	-	1.6	8.4	71.3	18.7	-	100	770	90.0
Task/Test Tasg/Prawf	-	0.6	1.3	7.7	67.7	22.7	-	100	770	90.4
Science/Gwyddoniaeth										
TA results Canlyniadau AA	-	-	0.5	8.2	75.3	16.0	-	100	770	91.3

Percentage of boys and girls at each level/Canran y bechgyn a'r merched ar bob lefel

	D	A	W	L1	L2	L3	L4	Total Cyfanswm	Base/Sail	2+
English/Saesneg										
TA results Canlyniadau AA	-	-	3.3	11.5	66.8	18.3	0.1	100	1,500	85.2
Welsh/Cymraeg										
TA results Canlyniadau AA	-	-	0.7	15.5	54.1	29.7	-	100	150	83.8
Task/Test Tasg/Prawf	-	-	-	15.5	56.1	28.4	-	100	150	84.5
Mathematics/Mathemateg										
TA results Canlyniadau AA	-	-	2.1	10.5	69.1	18.3	-	100	1,650	87.4
Task/Test Tasg/Prawf	-	0.8	2.1	9.6	66.0	21.5	-	100	1,650	87.5
Science/Gwyddoniaeth										
TA results Canlyniadau AA	-	-	1.2	9.9	73.3	15.7	-	100	1,650	89.0

Rhondda, Cynon, Taff / Rhondda, Cynon, Taf

Percentage of boys at each level/Canran y bechgyn ar bob lefel

	D	A	W	L1	L2	L3	L4	Total Cyfanswm	Base/Sail	2+
English/Saesneg										
TA results Canlyniadau AA	0.8	-	5.5	20.3	60.3	13.1	-	100	1,340	73.3
Welsh/Cymraeg										
TA results Canlyniadau AA	-	-	0.5	15.0	70.9	13.6	-	100	220	84.5
Task/Test Tasg/Prawf	-	-	0.5	15.9	70.5	13.2	-	100	220	83.6
Mathematics/Mathemateg										
TA results Canlyniadau AA	0.6	-	2.1	18.1	60.2	18.9	0.1	100	1,560	79.2
Task/Test Tasg/Prawf	0.7	0.8	1.9	17.8	57.9	20.8	-	100	1,560	78.7
Science/Gwyddoniaeth										
TA results Canlyniadau AA	0.6	-	1.9	16.3	68.8	12.3	-	100	1,560	81.1

Percentage of girls at each level/Canran y merched ar bob lefel

	D	A	W	L1	L2	L3	L4	Total Cyfanswm	Base/Sail	2+
English/Saesneg										
TA results Canlyniadau AA	0.3	-	3.7	15.1	62.8	18.1	0.1	100	1,360	81.0
Welsh/Cymraeg										
TA results Canlyniadau AA	-	-	0.8	10.6	68.6	20.1	-	100	260	88.6
Task/Test Tasg/Prawf	0.4	-	0.4	11.7	66.7	20.8	-	100	260	87.5
Mathematics/Mathemateg										
TA results Canlyniadau AA	0.2	-	1.9	14.6	68.4	14.8	0.1	100	1,630	83.3
Task/Test Tasg/Prawf	0.4	1.3	1.6	13.7	66.7	16.2	-	100	1,630	83.0
Science/Gwyddoniaeth										
TA results Canlyniadau AA	0.2	-	1.6	14.7	72.4	10.9	0.1	100	1,630	83.5

Percentage of boys and girls at each level/Canran y bechgyn a'r merched ar bob lefel

	D	A	W	L1	L2	L3	L4	Total Cyfanswm	Base/Sail	2+
English/Saesneg										
TA results Canlyniadau AA	0.6	-	4.6	17.7	61.5	15.6	0.0	100	2,700	77.2
Welsh/Cymraeg										
TA results Canlyniadau AA	-	-	0.6	12.6	69.6	17.1	-	100	480	86.8
Task/Test Tasg/Prawf	0.2	-	0.4	13.6	68.4	17.4	-	100	480	85.7
Mathematics/Mathemateg										
TA results Canlyniadau AA	0.4	-	2.0	16.3	64.4	16.8	0.1	100	3,190	81.3
Task/Test Tasg/Prawf	0.6	1.1	1.8	15.7	62.4	18.5	-	100	3,190	80.9
Science/Gwyddoniaeth										
TA results Canlyniadau AA	0.4	-	1.8	15.5	70.7	11.6	0.0	100	3,190	82.3

Merthyr Tydfil / Merthyr Tudful

Percentage of boys at each level/Canran y bechgyn ar bob lefel

	D	A	W	L1	L2	L3	L4	Total Cyfanswm	Base/Sail	2+
English/Saesneg										
TA results Canlyniadau AA	-	-	9.9	21.4	57.9	10.7	-	100	370	68.6
Welsh/Cymraeg										
TA results Canlyniadau AA	*	*	*	*	*	*	*	*	40	*
Task/Test Tasg/Prawf	*	*	*	*	*	*	-	*	40	*
Mathematics/Mathemateg										
TA results Canlyniadau AA	-	-	5.3	17.9	58.9	17.9	-	100	410	76.8
Task/Test Tasg/Prawf	-	0.5	4.3	16.7	63.3	15.2	-	100	410	78.5
Science/Gwyddoniaeth										
TA results Canlyniadau AA	-	-	2.7	15.0	68.6	13.8	-	100	410	82.4

Percentage of girls at each level/Canran y merched ar bob lefel

	D	A	W	L1	L2	L3	L4	Total Cyfanswm	Base/Sail	2+
English/Saesneg										
TA results Canlyniadau AA	-	-	3.0	14.6	64.9	17.4	-	100	360	82.3
Welsh/Cymraeg										
TA results Canlyniadau AA	*	*	*	*	*	*	*	*	40	*
Task/Test Tasg/Prawf	*	*	*	*	*	*	-	*	40	*
Mathematics/Mathemateg										
TA results Canlyniadau AA	0.2	-	1.5	13.8	65.4	19.0	-	100	410	84.4
Task/Test Tasg/Prawf	-	0.5	1.5	12.3	68.9	16.8	-	100	410	85.7
Science/Gwyddoniaeth										
TA results Canlyniadau AA	0.2	-	1.0	10.1	76.3	12.3	-	100	410	88.6

Percentage of boys and girls at each level/Canran y bechgyn a'r merched ar bob lefel

	D	A	W	L1	L2	L3	L4	Total Cyfanswm	Base/Sail	2+
English/Saesneg										
TA results Canlyniadau AA	-	-	6.5	18.1	61.4	14.0	-	100	740	75.4
Welsh/Cymraeg										
TA results Canlyniadau AA	*	*	*	*	*	*	*	*	80	*
Task/Test Tasg/Prawf	*	*	*	*	*	*	-	*	80	*
Mathematics/Mathemateg										
TA results Canlyniadau AA	0.1	-	3.4	15.9	62.1	18.4	-	100	820	80.6
Task/Test Tasg/Prawf	-	0.5	2.9	14.5	66.1	16.0	-	100	820	82.1
Science/Gwyddoniaeth										
TA results Canlyniadau AA	0.1	-	1.8	12.6	72.4	13.1	-	100	820	85.5

Caerphilly / Caerffili

Percentage of boys at each level/Canran y bechgyn ar bob lefel

	D	A	W	L1	L2	L3	L4	Total Cyfanswm	Base/Sail	2+
English/Saesneg										
TA results Canlyniadau AA	-	-	8.6	23.9	58.5	9.0	-	100	1,160	67.4
Welsh/Cymraeg										
TA results Canlyniadau AA	-	-	-	16.4	71.6	12.1	-	100	120	83.6
Task/Test Tasg/Prawf	-	-	-	15.5	72.4	12.1	-	100	120	84.5
Mathematics/Mathemateg										
TA results Canlyniadau AA	-	-	4.2	18.6	62.2	14.8	0.1	100	1,270	77.2
Task/Test Tasg/Prawf	-	0.7	4.6	18.8	59.3	16.6	-	100	1,270	75.9
Science/Gwyddoniaeth										
TA results Canlyniadau AA	-	-	3.5	17.5	68.8	10.2	-	100	1,270	79.0

Percentage of girls at each level/Canran y merched ar bob lefel

	D	A	W	L1	L2	L3	L4	Total Cyfanswm	Base/Sail	2+
English/Saesneg										
TA results Canlyniadau AA	-	-	3.4	16.7	62.5	17.4	-	100	1,050	79.9
Welsh/Cymraeg										
TA results Canlyniadau AA	-	-	-	8.8	63.2	28.1	-	100	110	91.2
Task/Test Tasg/Prawf	-	-	-	8.8	61.4	29.8	-	100	110	91.2
Mathematics/Mathemateg										
TA results Canlyniadau AA	-	-	2.2	14.8	69.2	13.8	-	100	1,160	83.0
Task/Test Tasg/Prawf	-	0.4	2.4	14.4	68.1	14.7	-	100	1,160	82.7
Science/Gwyddoniaeth										
TA results Canlyniadau AA	-	-	1.5	14.8	72.5	11.2	-	100	1,160	83.7

Percentage of boys and girls at each level/Canran y bechgyn a'r merched ar bob lefel

	D	A	W	L1	L2	L3	L4	Total Cyfanswm	Base/Sail	2+
English/Saesneg										
TA results Canlyniadau AA	-	-	6.2	20.5	60.4	13.0	-	100	2,200	73.4
Welsh/Cymraeg										
TA results Canlyniadau AA	-	-	-	12.6	67.4	20.0	-	100	230	87.4
Task/Test Tasg/Prawf	-	-	-	12.2	67.0	20.9	-	100	230	87.8
Mathematics/Mathemateg										
TA results Canlyniadau AA	-	-	3.2	16.8	65.6	14.3	0.0	100	2,430	79.9
Task/Test Tasg/Prawf	-	0.6	3.6	16.7	63.5	15.7	-	100	2,430	79.2
Science/Gwyddoniaeth										
TA results Canlyniadau AA	-	-	2.5	16.2	70.5	10.7	-	100	2,430	81.2

Blaenau Gwent

Percentage of boys at each level/Canran y bechgyn ar bob lefel

	D	A	W	L1	L2	L3	L4	Total Cyfanswm	Base/Sail	2+
English/Saesneg										
TA results Canlyniadau AA	-	-	5.2	23.9	64.5	6.4	-	100	540	70.8
Welsh/Cymraeg										
TA results Canlyniadau AA	*	*	*	*	*	*	*	*	20	*
Task/Test Tasg/Prawf	*	*	*	*	*	*	-	*	20	*
Mathematics/Mathemateg										
TA results Canlyniadau AA	-	-	2.7	17.2	68.1	12.0	-	100	550	80.1
Task/Test Tasg/Prawf	-	0.2	2.7	16.7	63.0	17.4	-	100	550	80.4
Science/Gwyddoniaeth										
TA results Canlyniadau AA	-	-	2.5	13.0	77.7	6.7	-	100	550	84.4

Percentage of girls at each level/Canran y merched ar bob lefel

	D	A	W	L1	L2	L3	L4	Total Cyfanswm	Base/Sail	2+
English/Saesneg										
TA results Canlyniadau AA	-	-	1.9	16.2	70.3	11.6	-	100	480	82.0
Welsh/Cymraeg										
TA results Canlyniadau AA	*	*	*	*	*	*	*	*	20	*
Task/Test Tasg/Prawf	*	*	*	*	*	*	-	*	20	*
Mathematics/Mathemateg										
TA results Canlyniadau AA	-	-	0.8	14.2	70.4	14.6	-	100	500	85.0
Task/Test Tasg/Prawf	-	0.6	1.0	13.2	68.2	17.0	-	100	500	85.2
Science/Gwyddoniaeth										
TA results Canlyniadau AA	-	-	1.2	10.2	79.6	9.0	-	100	500	88.6

Percentage of boys and girls at each level/Canran y bechgyn a'r merched ar bob lefel

	D	A	W	L1	L2	L3	L4	Total Cyfanswm	Base/Sail	2+
English/Saesneg										
TA results Canlyniadau AA	-	-	3.6	20.3	67.3	8.8	-	100	1,020	76.1
Welsh/Cymraeg										
TA results Canlyniadau AA	*	*	*	*	*	*	*	*	40	*
Task/Test Tasg/Prawf	*	*	*	*	*	*	-	*	40	*
Mathematics/Mathemateg										
TA results Canlyniadau AA	-	-	1.8	15.8	69.2	13.2	-	100	1,050	82.4
Task/Test Tasg/Prawf	-	0.4	1.9	15.0	65.5	17.2	-	100	1,050	82.7
Science/Gwyddoniaeth										
TA results Canlyniadau AA	-	-	1.9	11.7	78.6	7.8	-	100	1,050	86.4

Torfaen / Tor-faen

Percentage of boys at each level/Canran y bechgyn ar bob lefel

	D	A	W	L1	L2	L3	L4	Total Cyfanswm	Base/Sail	2+
English/Saesneg										
TA results Canlyniadau AA	-	-	3.9	22.7	60.5	12.9	-	100	660	73.4
Welsh/Cymraeg										
TA results Canlyniadau AA	*	*	*	*	*	*	*	*	20	*
Task/Test Tasg/Prawf	*	*	*	*	*	*	-	*	20	*
Mathematics/Mathemateg										
TA results Canlyniadau AA	-	-	1.3	17.7	63.5	17.5	-	100	680	81.0
Task/Test Tasg/Prawf	-	0.3	1.6	14.3	62.1	21.6	-	100	680	83.8
Science/Gwyddoniaeth										
TA results Canlyniadau AA	-	-	1.9	13.0	71.3	13.7	-	100	680	85.1

Percentage of girls at each level/Canran y merched ar bob lefel

	D	A	W	L1	L2	L3	L4	Total Cyfanswm	Base/Sail	2+
English/Saesneg										
TA results Canlyniadau AA	-	-	2.4	10.2	68.2	19.2	-	100	590	87.4
Welsh/Cymraeg										
TA results Canlyniadau AA	*	*	*	*	*	*	*	*	20	*
Task/Test Tasg/Prawf	*	*	*	*	*	*	-	*	20	*
Mathematics/Mathemateg										
TA results Canlyniadau AA	-	-	1.2	11.8	70.7	16.3	-	100	610	87.0
Task/Test Tasg/Prawf	0.2	0.2	2.1	10.0	68.3	19.2	-	100	610	87.5
Science/Gwyddoniaeth										
TA results Canlyniadau AA	-	-	0.5	9.2	77.3	13.0	-	100	610	90.3

Percentage of boys and girls at each level/Canran y bechgyn a'r merched ar bob lefel

	D	A	W	L1	L2	L3	L4	Total Cyfanswm	Base/Sail	2+
English/Saesneg										
TA results Canlyniadau AA	-	-	3.2	16.8	64.1	15.9	-	100	1,250	80.0
Welsh/Cymraeg										
TA results Canlyniadau AA	*	*	*	*	*	*	*	*	40	*
Task/Test Tasg/Prawf	*	*	*	*	*	*	-	*	40	*
Mathematics/Mathemateg										
TA results Canlyniadau AA	-	-	1.2	14.9	66.9	17.0	-	100	1,290	83.8
Task/Test Tasg/Prawf	0.1	0.2	1.9	12.3	65.0	20.5	-	100	1,290	85.5
Science/Gwyddoniaeth										
TA results Canlyniadau AA	-	-	1.2	11.2	74.1	13.4	-	100	1,290	87.5

Monmouthshire / Sir Fynwy

Percentage of boys at each level/Canran y bechgyn ar bob lefel

	D	A	W	L1	L2	L3	L4	Total Cyfanswm	Base/Sail	2+
English/Saesneg										
TA results Canlyniadau AA	-	-	2.7	12.7	67.2	17.5	-	100	560	84.7
Welsh/Cymraeg										
TA results Canlyniadau AA	*	*	*	*	*	*	*	*	10	*
Task/Test Tasg/Prawf	*	*	*	*	*	*	-	*	10	*
Mathematics/Mathemateg										
TA results Canlyniadau AA	-	-	0.7	10.2	67.5	21.6	-	100	570	89.1
Task/Test Tasg/Prawf	-	0.4	1.4	9.1	66.6	22.5	-	100	570	89.1
Science/Gwyddoniaeth										
TA results Canlyniadau AA	-	-	0.5	9.0	68.9	21.6	-	100	570	90.5

Percentage of girls at each level/Canran y merched ar bob lefel

	D	A	W	L1	L2	L3	L4	Total Cyfanswm	Base/Sail	2+
English/Saesneg										
TA results Canlyniadau AA	0.4	-	1.0	6.7	64.5	27.4	-	100	490	91.9
Welsh/Cymraeg										
TA results Canlyniadau AA	*	*	*	*	*	*	*	*	0	*
Task/Test Tasg/Prawf	*	*	*	*	*	*	-	*	0	*
Mathematics/Mathemateg										
TA results Canlyniadau AA	0.4	-	1.6	6.9	68.3	22.8	-	100	500	91.1
Task/Test Tasg/Prawf	0.4	0.4	1.6	6.3	66.5	24.8	-	100	500	91.3
Science/Gwyddoniaeth										
TA results Canlyniadau AA	0.4	-	1.2	6.3	71.8	20.4	-	100	500	92.1

Percentage of boys and girls at each level/Canran y bechgyn a'r merched ar bob lefel

	D	A	W	L1	L2	L3	L4	Total Cyfanswm	Base/Sail	2+
English/Saesneg										
TA results Canlyniadau AA	0.2	-	1.9	9.9	65.9	22.1	-	100	1,050	88.0
Welsh/Cymraeg										
TA results Canlyniadau AA	*	*	*	*	*	*	*	*	10	*
Task/Test Tasg/Prawf	*	*	*	*	*	*	-	*	10	*
Mathematics/Mathemateg										
TA results Canlyniadau AA	0.2	-	1.1	8.6	67.9	22.2	-	100	1,070	90.0
Task/Test Tasg/Prawf	0.2	0.4	1.5	7.8	66.6	23.6	-	100	1,070	90.1
Science/Gwyddoniaeth										
TA results Canlyniadau AA	0.2	-	0.8	7.7	70.2	21.0	-	100	1,070	91.3

Newport / Casnewydd

Percentage of boys at each level/Canran y bechgyn ar bob lefel

	D	A	W	L1	L2	L3	L4	Total Cyfanswm	Base/Sail	2+
English/Saesneg										
TA results Canlyniadau AA	0.2	-	4.4	16.7	66.7	11.9	0.1	100	1,010	78.7
Welsh/Cymraeg										
TA results Canlyniadau AA	*	*	*	*	*	*	*	*	20	*
Task/Test Tasg/Prawf	*	*	*	*	*	*	-	*	20	*
Mathematics/Mathemateg										
TA results Canlyniadau AA	0.1	-	3.4	14.1	65.2	17.2	-	100	1,030	82.4
Task/Test Tasg/Prawf	0.5	0.2	3.7	13.1	63.3	19.3	-	100	1,030	82.6
Science/Gwyddoniaeth										
TA results Canlyniadau AA	0.1	-	2.4	10.9	72.0	14.6	-	100	1,030	86.6

Percentage of girls at each level/Canran y merched ar bob lefel

	D	A	W	L1	L2	L3	L4	Total Cyfanswm	Base/Sail	2+
English/Saesneg										
TA results Canlyniadau AA	-	-	2.2	9.6	66.9	20.7	0.5	100	1,000	88.2
Welsh/Cymraeg										
TA results Canlyniadau AA	*	*	*	*	*	*	*	*	40	*
Task/Test Tasg/Prawf	*	*	*	*	*	*	-	*	40	*
Mathematics/Mathemateg										
TA results Canlyniadau AA	-	-	1.6	9.8	72.3	16.2	-	100	1,040	88.5
Task/Test Tasg/Prawf	0.1	0.1	1.8	11.4	68.2	18.3	-	100	1,040	86.6
Science/Gwyddoniaeth										
TA results Canlyniadau AA	-	-	1.1	8.9	71.5	18.5	-	100	1,040	90.1

Percentage of boys and girls at each level/Canran y bechgyn a'r merched ar bob lefel

	D	A	W	L1	L2	L3	L4	Total Cyfanswm	Base/Sail	2+
English/Saesneg										
TA results Canlyniadau AA	0.1	-	3.3	13.2	66.8	16.3	0.3	100	2,010	83.4
Welsh/Cymraeg										
TA results Canlyniadau AA	*	*	*	*	*	*	*	*	60	*
Task/Test Tasg/Prawf	*	*	*	*	*	*	-	*	60	*
Mathematics/Mathemateg										
TA results Canlyniadau AA	0.0	-	2.5	12.0	68.8	16.7	-	100	2,070	85.4
Task/Test Tasg/Prawf	0.3	0.1	2.8	12.2	65.8	18.8	-	100	2,070	84.6
Science/Gwyddoniaeth										
TA results Canlyniadau AA	0.0	-	1.7	9.9	71.8	16.6	-	100	2,070	88.3

Cardiff / Caerdydd

Percentage of boys at each level/Canran y bechgyn ar bob lefel

	D	A	W	L1	L2	L3	L4	Total Cyfanswm	Base/Sail	2+
English/Saesneg										
TA results Canlyniadau AA	0.9	-	4.9	21.8	61.8	10.5	-	100	1,910	72.3
Welsh/Cymraeg										
TA results Canlyniadau AA	-	-	-	14.6	70.1	15.2	-	100	160	85.4
Task/Test Tasg/Prawf	-	-	-	14.0	71.3	14.6	-	100	160	86.0
Mathematics/Mathemateg										
TA results Canlyniadau AA	0.9	-	2.7	17.1	65.1	14.3	-	100	2,070	79.4
Task/Test Tasg/Prawf	1.0	0.5	3.5	15.0	63.0	17.1	-	100	2,070	80.1
Science/Gwyddoniaeth										
TA results Canlyniadau AA	0.9	-	2.4	15.7	67.1	13.9	-	100	2,070	81.0

Percentage of girls at each level/Canran y merched ar bob lefel

	D	A	W	L1	L2	L3	L4	Total Cyfanswm	Base/Sail	2+
English/Saesneg										
TA results Canlyniadau AA	0.9	-	3.0	12.3	66.2	17.5	0.1	100	1,870	83.8
Welsh/Cymraeg										
TA results Canlyniadau AA	-	-	0.6	6.3	80.0	13.1	-	100	160	93.1
Task/Test Tasg/Prawf	-	-	0.6	5.0	78.8	15.6	-	100	160	94.4
Mathematics/Mathemateg										
TA results Canlyniadau AA	0.8	-	2.1	13.2	71.1	12.8	-	100	2,030	83.9
Task/Test Tasg/Prawf	0.9	0.4	2.6	12.6	67.7	15.7	-	100	2,030	83.4
Science/Gwyddoniaeth										
TA results Canlyniadau AA	0.8	-	2.0	11.5	72.2	13.5	-	100	2,030	85.7

Percentage of boys and girls at each level/Canran y bechgyn a'r merched ar bob lefel

	D	A	W	L1	L2	L3	L4	Total Cyfanswm	Base/Sail	2+
English/Saesneg										
TA results Canlyniadau AA	0.9	-	4.0	17.1	64.0	14.0	0.0	100	3,780	78.0
Welsh/Cymraeg										
TA results Canlyniadau AA	-	-	0.3	10.5	75.0	14.2	-	100	320	89.2
Task/Test Tasg/Prawf	-	-	0.3	9.6	75.0	15.1	-	100	320	90.1
Mathematics/Mathemateg										
TA results Canlyniadau AA	0.8	-	2.4	15.2	68.1	13.5	-	100	4,110	81.6
Task/Test Tasg/Prawf	0.9	0.5	3.0	13.8	65.3	16.4	-	100	4,110	81.7
Science/Gwyddoniaeth										
TA results Canlyniadau AA	0.8	-	2.2	13.6	69.9	13.7	-	100	4,110	83.3




**PERFORMANCE BANDS
BANDIAU PERFFORMIAD**

3
**section
adran**

National Curriculum Assessment Results In Wales: 1998

Canlyniadau Aseidiadau'r Cwricwlwm Cenedlaethol Yng Nghymru: 1998



Introduction to Section 3

The following tables show the median, upper and lower quartiles of the distribution of schools according to the percentage of 7 year olds in each school achieving level 2 or above. The data are shown, where available, for each subject as determined by Teacher Assessment and NC Test/Task results. The Teacher Assessment tables also include figures for the Core Subject Indicator i.e. the percentage of pupils attaining at least level 2 in English or Welsh (first language), Mathematics and Science in combination. There are separate tables for the results from all schools which submitted results and for all schools with more than five pupils eligible for assessment.

Median: The median is that percentage of pupils achieving level 2 or above which represents the mid point of the results of schools. In half of the schools, the percentage of pupils achieving level 2 or above is above the median, and in half the percentage is below the median.

Example: the figures show that in half of all schools in Wales more than 83 per cent of pupils were at level 2 or above in English as determined by Teacher Assessment.

Upper and Lower Quartiles: Quartiles divide the number of schools into four equally sized groups based on the assessment results i.e. the upper quartile represents the performance of the top 25 per cent of schools. Separate quartiles are calculated for each subject and, where available, for Teacher Assessment and NC Task/Test.

Cyflwyniad i Adran 3

Mae'r tablau canlynol yn dangos canolrif a chwartelau uchaf ac isaf dosbarthiad yr ysgolion yn ôl y canran o ddisgyblion 7 oed ym mhob ysgol sy'n cyrraedd lefel 2 neu'n uwch. Dangosir y data, lle bo ar gael, ar gyfer pob pwnc fel y'i nodwyd drwy'r Aseidiadau Athrawon a chanlyniadau Tasgau/Profion y CC. Mae tablau'r Aseidiadau Athrawon hefyd yn cynnwys ffigurau ar gyfer y Dangosydd Pynciau Craidd h.y. y canran o ddisgyblion yn cyrraedd o leiaf lefel 2 mewn Cymraeg (iaith gyntaf) neu Saesneg, mathemateg a gwyddoniaeth wedi'u cyfuno. Ceir tablau ar wahân ar gyfer y canlyniadau o'r holl ysgolion a gyflwynodd ganlyniadau ac ar gyfer yr holl ysgolion â mwy na phum disgybl yn gymwys i'w hasesu.

Canolrif: Y canolrif yw'r canran honno o ddisgyblion yn cyrraedd lefel 2 neu'n uwch sy'n cynrychioli pwynt canol canlyniadau'r ysgolion. Yn hanner yr ysgolion, mae canran y disgyblion sy'n cyrraedd lefel 2 neu'n uwch yn uwch na'r canolrif, ac yn hanner ohonynt mae'r canran yn is na'r canolrif.

Enghraifft: mae'r ffigurau'n dangos bod mwy na 83 y cant o'r disgyblion wedi cyrraedd lefel 2 neu'n uwch mewn Saesneg yn ôl yr Aseidiad Athrawon yn hanner yr holl ysgolion yng Nghymru.

Chwartelau Uchaf ac Isaf: Mae'n chwartelau rhannu nifer yr ysgolion i bedwar grŵp o'r un faint ar sail canlyniadau'r aseidiadau h.y. mae'r chwartel uchaf yn cynrychioli perfformiad y 25 y cant uchaf o'r ysgolion. Cyfrifir chwartelau ar wahân ar gyfer pob pwnc a, lle maent ar gael, ar gyfer Aseidiadau Athrawon a Thasgau/Profion y CC.

Therefore, schools where the percentage of pupils achieving at least level 2 is at or above the upper quartile figure have results in the top 25 per cent of schools. Similarly, schools where the percentage of pupils achieving level 2 or above is at or below the lower quartile figure, have results in the bottom 25 per cent of schools.

Example: In school x, 80 per cent of pupils attained level 2 or above in mathematics as determined by Teacher Assessment. The median for mathematics teacher assessment is 87 per cent. School x's results are below the median, which means its results are in the lower 50 per cent of schools. However, the results are above the lower quartile figure of 77 per cent, which means its results are not in the lower 25 per cent.

Performance Bands: The charts which follow the tables show the number of schools in a range of performance bands for each subject and the Core Subject Indicator. The results as determined by Teacher Assessment and NC Task/Test are shown separately. The charts are based on the number of schools with more than five pupils eligible for assessment.

Example: in 128 schools, between 85 and 90 per cent of pupils attained level 2 or above in English as determined by Teacher Assessment.

Felly, mae gan yr ysgolion lle mae'r canran o ddisgyblion sy'n cyrraedd o leiaf lefel 2 yn gyfartal â ffigur y chwarter uchaf, neu'n uwch, ganlyniadau yn y 25 y cant uchaf o ysgolion. Yn yr un modd, mae gan ysgolion lle mae'r canran o ddisgyblion sy'n cyrraedd lefel 2 neu'n uwch yn gyfartal â ffigur y chwarter isaf neu'n is, ganlyniadau yn y 25 y cant isaf o ysgolion.

Enghraifft: Yn ysgol x, cyrhaeddodd 80 y cant o'r disgyblion lefel 2 neu'n uwch mewn mathemateg fel y'i nodwyd drwy'r Asesiad Athrawon. Y canolrif ar gyfer Asesiad Athrawon mathemateg yw 87 y cant. Mae canlyniadau ysgol x yn is na'r canolrif, sy'n golygu bod ei chanlyniadau yn y 50 y cant isaf o ysgolion. Er hynny, mae'r canlyniadau yn uwch na ffigur y chwarter isaf sef 77 y cant, sy'n golygu nad yw ei chanlyniadau yn y 25 y cant isaf.

Bandiau Perfformiad: Mae'r siartiau sy'n dilyn y tablau'n dangos nifer yr ysgolion mewn amrediad o fandiau perfformiad ar gyfer pob pwnc a'r Dangosydd Pynciau Craidd. Dangosir y canlyniadau fel y'u nodwyd drwy'r Asesiadau Athrawon a Phrawf/Tasg y CC ar wahân. Seilir y siartiau hyn ar nifer yr ysgolion â mwy na phum disgybl yn gymwys i'w hasesu.

Enghraifft: mewn 128 o ysgolion, cyrhaeddodd rhwng 85 a 90 y cant o'r disgyblion lefel 2 neu'n uwch mewn Saesneg fel y'i nodwyd drwy'r Asesiadau Athrawon.

Performance bands – Bandiau perfformiad

Distribution of schools by the percentage of pupils at level 2 or above
Dosbarthiad ysgolion yn ôl canran y disgyblion ar lefel 2 neu'n uwch

All schools with pupils eligible for assessment

Pob ysgol â disgyblion yn gymwys i'w hasesu

Teacher assessments/Aseidiadau athrawon

	Total number of schools Cyfanswm yr ysgolion	Lower quartile Chwartzel isaf	Median Canolrif	Upper quartile Chwartzel uchaf
English/Saesneg	1,085	71	83	92
Welsh/Cymraeg	496	79	90	100
Mathematics/Mathemateg	1,495	77	87	96
Science/Gwyddoniaeth	1,495	79	89	100
Core subject indicator ⁽¹⁾ Dangosydd pynciau craidd	1,495	67	79	90

Tasks/Tests / Tasgau/Profion

	Total number of schools Cyfanswm yr ysgolion	Lower quartile Chwartzel isaf	Median Canolrif	Upper quartile Chwartzel uchaf
Welsh/Cymraeg	496	80	91	100
Mathematics/Mathemateg	1,495	78	88	97

All schools with more than 5 pupils eligible for assessment

Pob ysgol â mwy na 5 disgyblion yn gymwys i'w hasesu

Teacher assessments/Aseidiadau athrawon

	Total number of schools Cyfanswm yr ysgolion	Lower quartile Chwartzel isaf	Median Canolrif	Upper quartile Chwartzel uchaf
English/Saesneg	996	72	83	91
Welsh/Cymraeg	349	79	88	100
Mathematics/Mathemateg	1,318	78	87	94
Science/Gwyddoniaeth	1,318	79	88	96
Core subject indicator ⁽¹⁾ Dangosydd pynciau craidd	1,318	68	79	88

Tasks/Tests / Tasgau/Profion

	Total number of schools Cyfanswm yr ysgolion	Lower quartile Chwartzel isaf	Median Canolrif	Upper quartile Chwartzel uchaf
Welsh/Cymraeg	349	80	88	100
Mathematics/Mathemateg	1,318	78	87	95

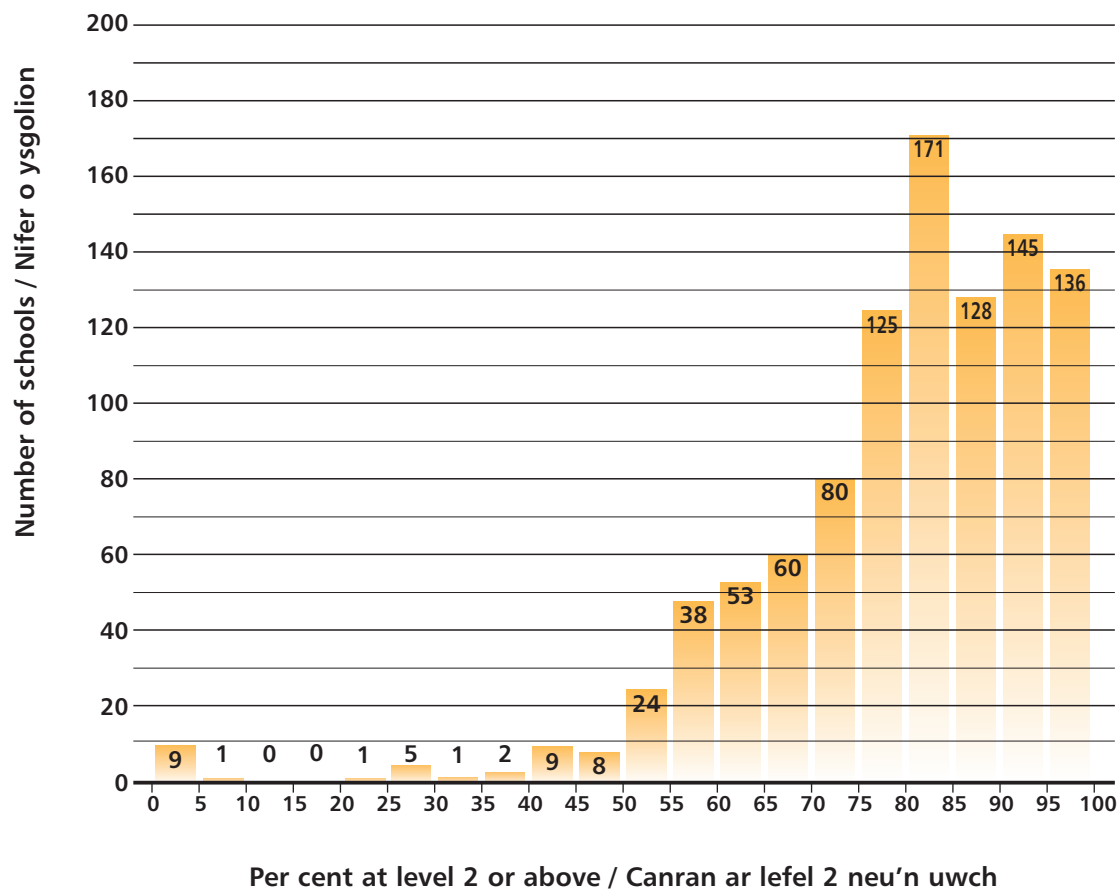
⁽¹⁾ Based on performance in mathematics, science and either English or Welsh (first language) in combination.

⁽¹⁾ Wedi'i seilio ar berfformiad mewn mathemateg, gwyddoniaeth a naill ai Cymraeg (iaith gyntaf) neu Saesneg mewn cyfuniad.

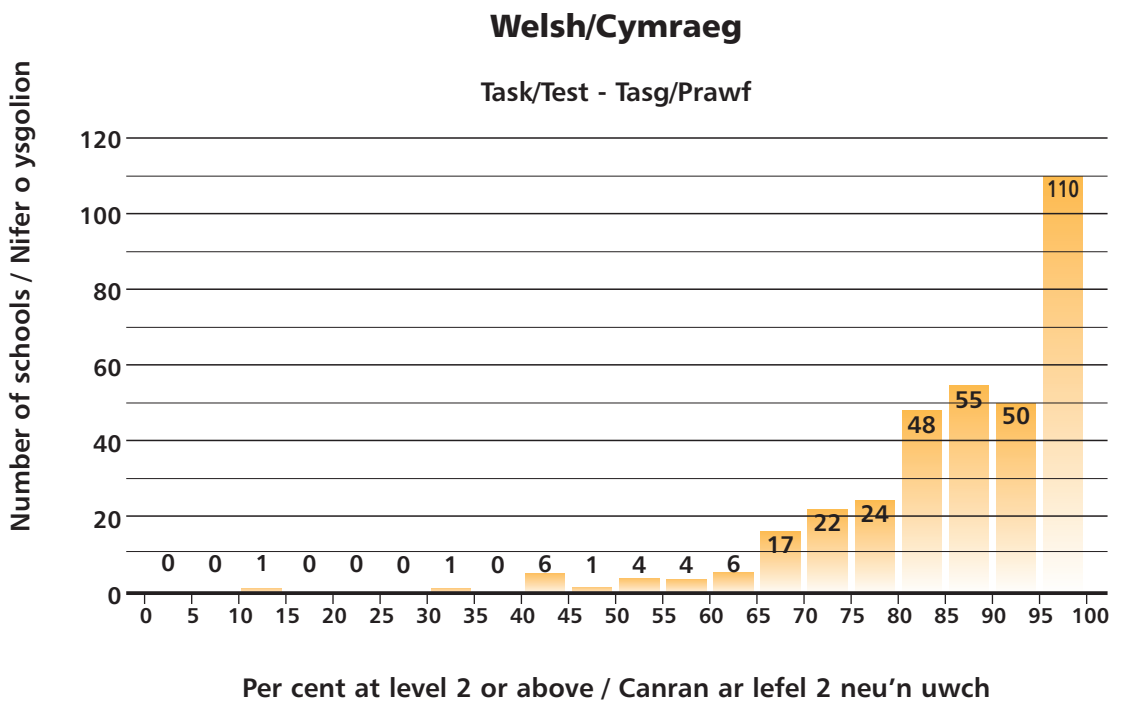
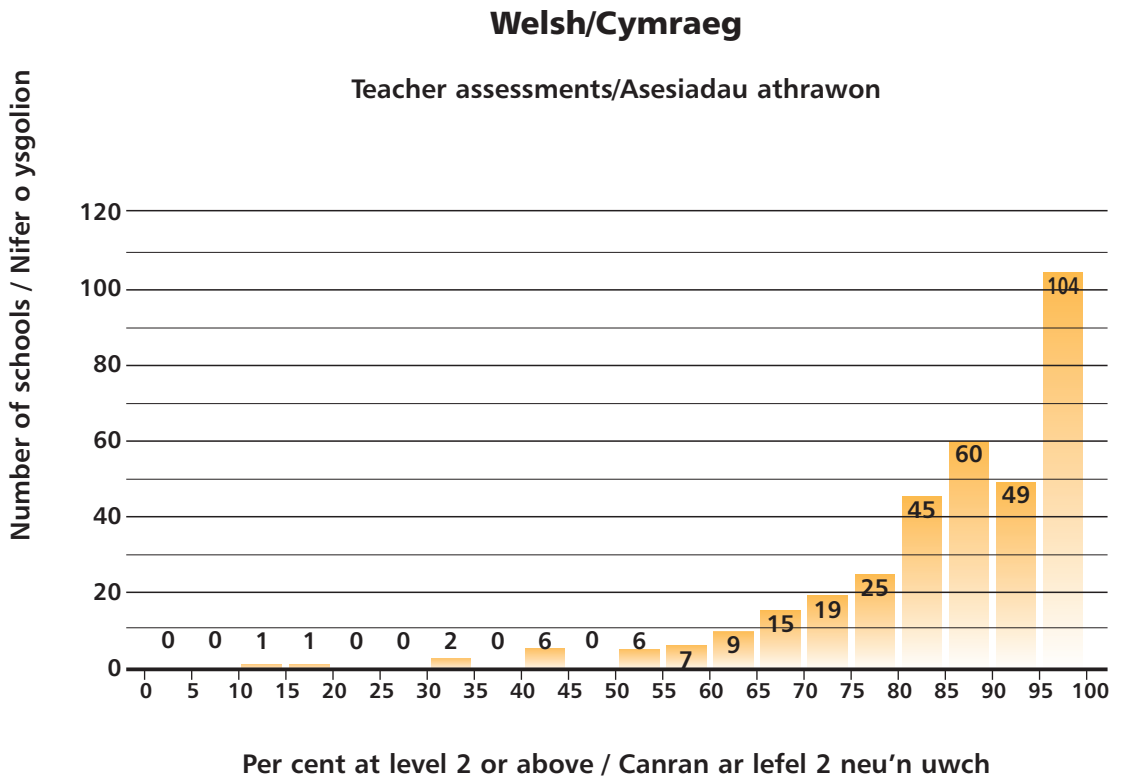
Performance bands - Bandiau perfformiad

English/Saesneg

Teacher assessments/Aseidiadau athrawon

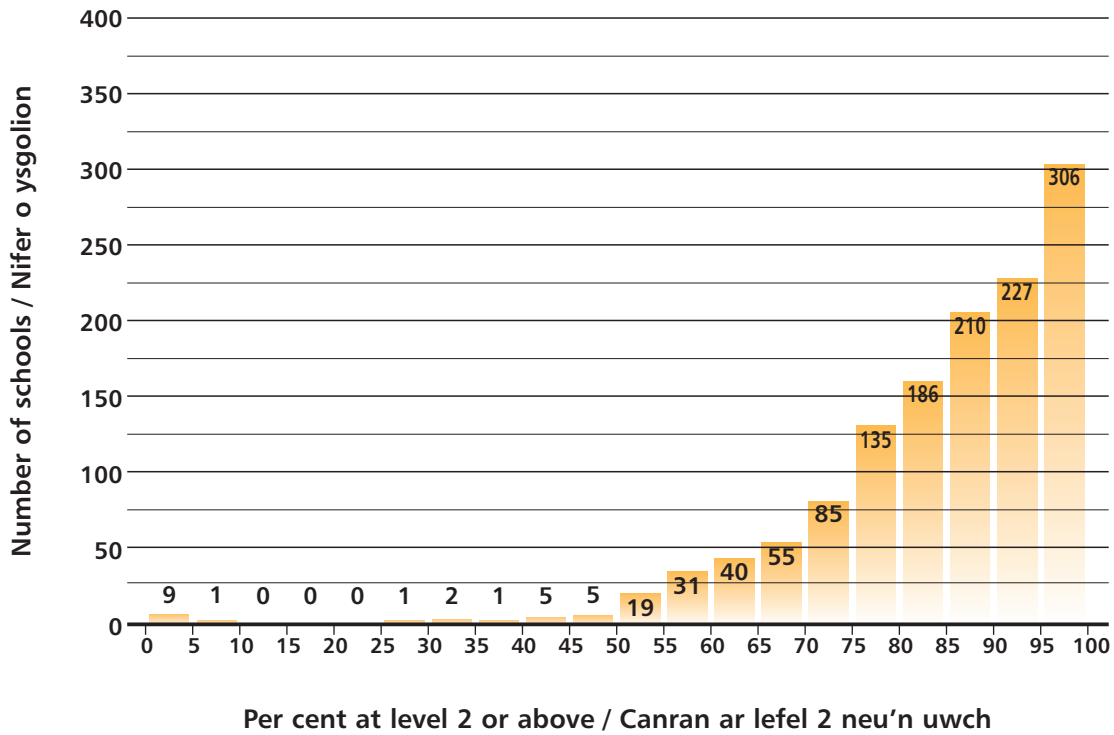


Performance bands - Bandiau perfformiad

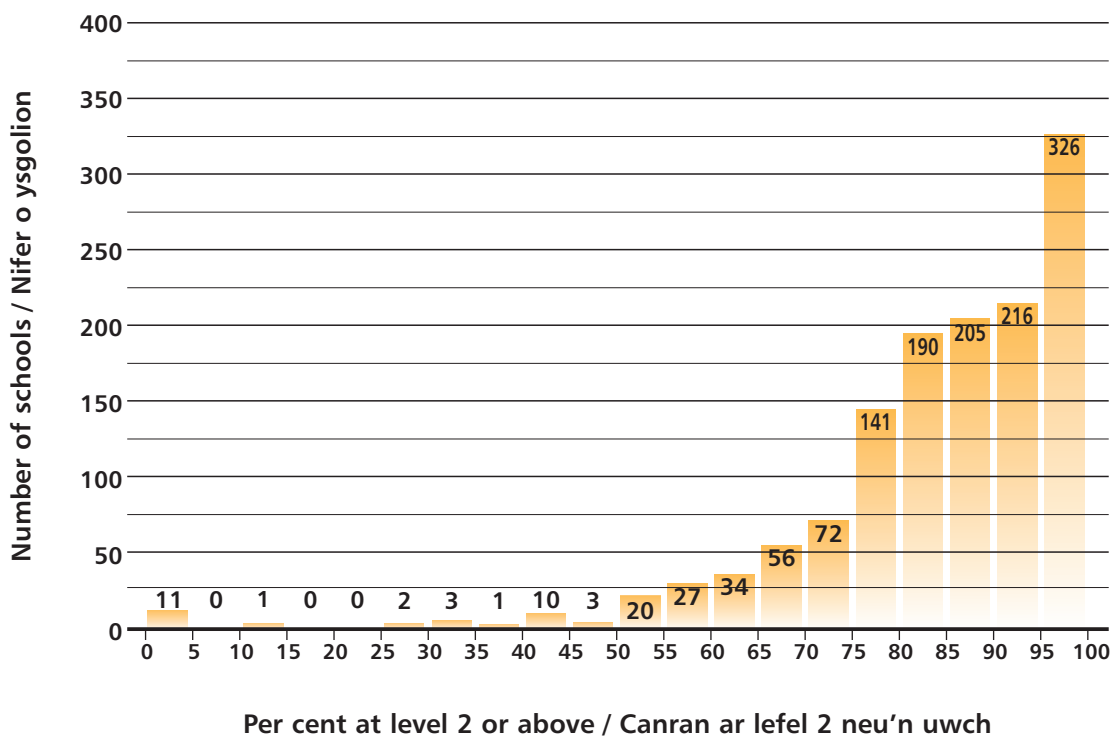


Performance bands - Bandiau perfformiad

Mathematics/Mathemateg Teacher assessments/Aseidiadau athrawon



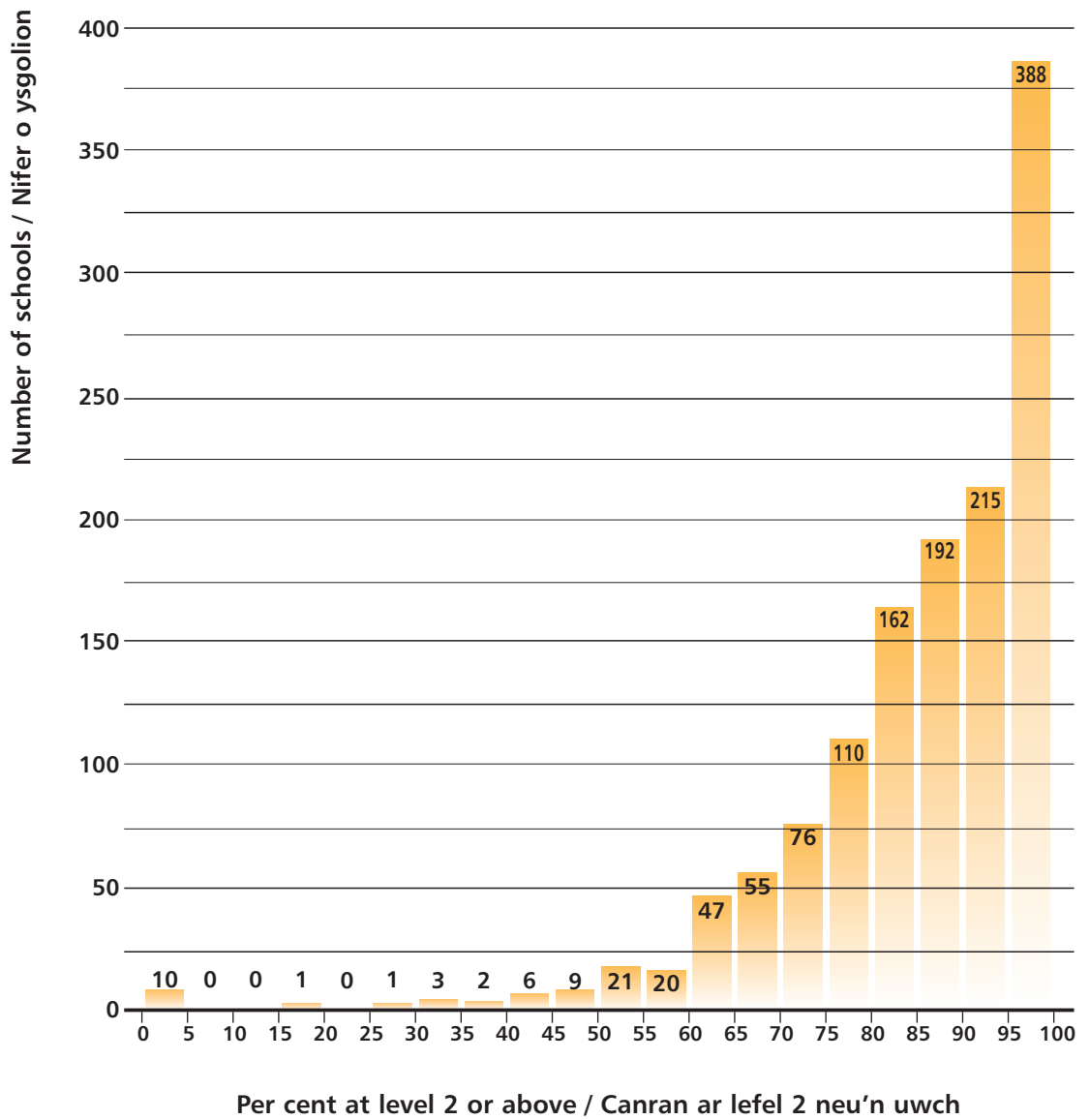
Mathematics/Mathemateg Task/Test - Tasg/Prawf



Performance bands - Bandiau perfformiad

Science/Gwyddoniaeth

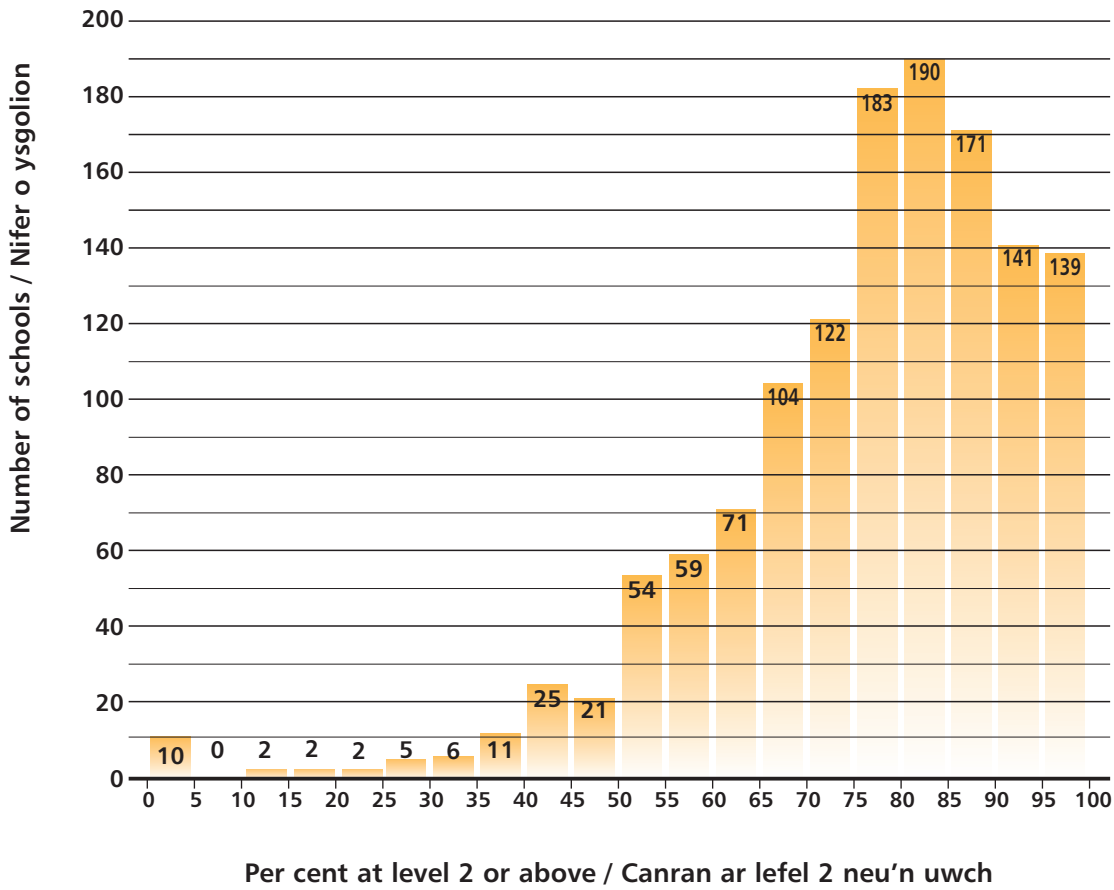
Teacher assessments/Aseidiadau athrawon



Performance bands - Bandiau perfformiad

Core Subject Indicator / DangosyddPynciau Craidd

Teacher assessments/Asesiadau athrawon





**ANNUAL SUMMARIES
CRYNODEBAU BLYNYDDOL**

**section
adran** **4**

National Curriculum Assessment Results In Wales: 1998

Canlyniadau Aseidiadau'r Cwricwlwm Cenedlaethol Yng Nghymru: 1998



SUMMARY OF KEY STAGE 1 TASK/TEST RESULTS: 1998
CRYNODEB O GANLYNIADAU TASGAU/PROFION CYFNOD ALLWEDDOL 1: 1998

Level of attainment by subject and attainment target
Lefelau cyrhaeddiad yn ôl pwnc a tharged cyrhaeddiad

Percentage of boys at each level/Canran y bechgyn ar bob lefel

	D	A	W	1	2	3	Total Cyfanswm	Base/Sail	2+
ENGLISH/SAESNEG*									
Reading/Darllen	1	0	5	20	56	18	100	11,960	74
Writing/Ysgrifennu	0	1	8	17	69	5	100	12,000	74
Spelling Test/Prawf Sillafu	n/a	1	0	23	59	17	100	9,290	76
WELSH/CYMRAEG									
Speaking, Listening & Viewing/ Siarad, Gwrando a Gwyllo	1	0	1	15	67	16	100	2,850	83
Reading/Darllen	1	0	2	20	62	15	100	2,640	77
Writing/Ysgrifennu	1	1	4	27	63	4	100	2,320	67
MATHEMATICS/MATHEMATEG									
	0	1	3	14	63	19	100	16,080	82

Percentage of girls at each level/Canran y merched ar bob lefel

	D	A	W	1	2	3	Total Cyfanswm	Base/Sail	2+
ENGLISH/SAESNEG*									
Reading/Darllen	1	0	2	13	57	27	100	12,870	84
Writing/Ysgrifennu	0	1	4	10	76	9	100	12,950	85
Spelling Test/Prawf Sillafu	n/a	1	0	17	61	21	100	10,830	82
WELSH/CYMRAEG									
Speaking, Listening & Viewing/ Siarad, Gwrando a Gwyllo	1	0	0	9	66	24	100	3,150	90
Reading/Darllen	0	0	1	11	64	24	100	3,050	88
Writing/Ysgrifennu	1	0	2	16	71	10	100	2,850	81
MATHEMATICS/MATHEMATEG									
	0	0	2	11	69	18	100	16,240	87

Percentage of boys and girls at each level/Canran y bechgyn a'r merched ar bob lefel

	D	A	W	1	2	3	Total Cyfanswm	Base/Sail	2+
ENGLISH/SAESNEG*									
Reading/Darllen	0	0	4	17	56	23	100	24,830	79
Writing/Ysgrifennu	0	1	6	14	72	7	100	24,950	79
Spelling Test/Prawf Sillafu	n/a	1	0	20	60	19	100	20,120	79
WELSH/CYMRAEG									
Speaking, Listening & Viewing/ Siarad, Gwrando a Gwyllo	1	0	1	12	66	20	100	6,000	86
Reading/Darllen	1	0	2	15	63	19	100	5,690	82
Writing/Ysgrifennu	1	0	3	22	67	7	100	5,170	74
MATHEMATICS/MATHEMATEG									
	0	1	2	13	66	18	100	32,330	84

*: No subject level derived from the Tasks and Tests
 Ni chafwyd lefel pwnc o'r Tasgau a'r Profion.

D: Excepted or disapplied under Sections 364 and 365 of the Education Act 1996
 Wedi'u heithrio neu wedi'u datgymhwysu o dan Adrannau 364 a 365 o Ddeddf Addysg 1996.

W: Working towards level 1

Yn gweithio tuag at lefel 1.

n/a: Not applicable/Dim yn gymwys

SUMMARY OF KEY STAGE 1 TEACHER ASSESSMENT RESULTS: 1998
CRYNODEB O GANLYNIADAU ASESIADAU
ATHRAWON CYFNOD ALLWEDDOL 1:1998

Level of attainment by subject and attainment target.
Lefelau Cyrhaeddiad yn ôl Pwnc a Tharged Cyrhaeddiad

Percentage of boys at each level/Canran y bechgyn ar bob lefel

	D	W	1	2	3	4	Total Cyfanswm	Base Sail	2+
ENGLISH/SAESNEG	0	5	20	63	12	0	100	16,190	75
Speaking and Listening									
Siarad a Gwranddo	0	3	18	65	14	0	100	16,190	79
Reading/Darllen	1	5	20	56	18	0	100	16,190	74
Writing/Ysgrifennu	0	8	20	65	7	0	100	16,190	72
WELSH/CYMRAEG	1	1	16	67	15	0	100	3,430	82
Speaking, Listening and Viewing/									
Siarad, Gwranddo a Gwyllo	1	2	17	65	15	0	100	3,430	80
Reading/Darllen	1	3	20	62	14	0	100	3,430	76
Writing/Ysgrifennu	1	4	29	61	5	0	100	3,430	66
MATHEMATICS/MATHEMATEG	0	3	15	65	17	0	100	19,620	82
Using and applying mathematics/									
Defnyddio a chymhwyso mathemateg	0	3	20	64	13	0	100	19,620	77
Number and Algebra									
Rhif ac Algebra	0	3	16	65	16	0	100	19,620	81
Shape, space and measures									
Siâp, gofod a mesuriadau	0	3	17	67	13	0	100	19,620	80
SCIENCE/GWYDDONIAETH	0	2	14	71	13	0	100	19,620	84
Experimental and investigative science/									
Gwyddoniaeth arbrofol ac ymchwiliol	0	3	18	68	11	0	100	19,620	79
Life Processes and living things									
Prosesau bywyd a phethau byw	0	2	12	71	15	0	100	19,620	86
Materials and their properties									
Defnyddiau a'u priodweddau	0	2	13	72	13	0	100	19,620	85
Physical processes									
Prosesau ffisegol	0	2	16	70	12	0	100	19,620	82

Percentage of girls at each level/Canran y merched ar bob lefel

	D	W	1	2	3	4	Total Cyfanswm	Base Sail	2+
ENGLISH/SAESNEG	0	3	12	66	19	0	100	15,250	85
Speaking and Listening									
Siarad a Gwranddo	0	2	11	68	19	0	100	15,250	87
Reading/Darllen	0	3	13	57	27	0	100	15,250	84
Writing/Ysgrifennu	0	4	13	71	12	0	100	15,250	83
WELSH/CYMRAEG	0	1	9	66	24	0	100	3,500	90
Speaking, Listening and Viewing/									
Siarad, Gwranddo a Gwyllo	0	1	11	65	23	0	100	3,500	88
Reading/Darllen	0	1	12	63	24	0	100	3,500	87
Writing/Ysgrifennu	0	2	17	70	11	0	100	3,500	81
MATHEMATICS/MATHEMATEG	0	2	12	71	15	0	100	18,750	86
Using and applying mathematics/									
Defnyddio a chymhwyso mathemateg	0	2	16	70	12	0	100	18,750	82
Number and Algebra									
Rhif ac Algebra	0	2	12	71	15	0	100	18,750	86
Shape, space and measures									
Siâp, gofod a mesuriadau	0	2	13	73	12	0	100	18,750	85
SCIENCE/GWYDDONIAETH	0	2	11	75	12	0	100	18,750	87
Experimental and investigative science/									
Gwyddoniaeth arbrofol ac ymchwiliol	0	2	14	73	11	0	100	18,750	84
Life Processes and living things									
Prosesau bywyd a phethau byw	0	1	9	74	16	0	100	18,750	90
Materials and their properties									
Defnyddiau a'u priodweddau	0	1	10	76	13	0	100	18,750	89
Physical processes									
Prosesau ffisegol	0	1	13	75	11	0	100	18,750	86

SUMMARY OF KEY STAGE 1 TEACHER ASSESSMENT RESULTS: 1998
CRYNODEB O GANLYNIADAU ASESIADAU ATHRAWON CYFNOD
ALLWEDDOL 1: 1998

Percentage of boys and girls at each level/Canran y bechgyn a'r Merched ar bob lefel

	D	W	1	2	3	4	Total Cyfanswm	Base Sail	2+
ENGLISH/SAESNEG	0	4	16	65	15	0	100	31,450	80
Speaking and Listening									
Siarad a Gwrando	0	3	14	66	17	0	100	31,450	83
Reading/Darllen	0	4	17	57	22	0	100	31,450	79
Writing/Ysgrifennu	0	6	17	68	9	0	100	31,450	77
WELSH/CYMRAEG	1	1	12	66	20	0	100	6,930	86
Speaking, Listening and Viewing/ Siarad, Gwrando a Gwyllo	1	1	14	65	19	0	100	6,930	84
Reading/Darllen	1	2	16	62	19	0	100	6,930	81
Writing/Ysgrifennu	1	3	23	65	8	0	100	6,930	73
MATHEMATICS/MATHEMATEG	0	2	14	68	16	0	100	38,380	84
Using and applying mathematics/ Defnyddio a chymhwyso mathemateg	0	3	18	67	12	0	100	38,380	79
Number and Algebra Rhif ac Algebra	0	2	14	69	15	0	100	38,380	84
Shape, space and measures Siâp, gofod a mesuriadau	0	2	15	70	13	0	100	38,380	83
SCIENCE/GWYDDONIAETH	0	2	13	73	12	0	100	38,380	85
Experimental and investigative science/ Gwyddoniaeth arbrofol ac ymchwiliol	0	2	16	71	11	0	100	38,380	82
Life Processes and living things Prosesau bywyd a phethau byw	0	2	10	73	15	0	100	38,380	88
Materials and their properties Defnyddiau a'u priodweddau	0	2	11	74	13	0	100	38,380	87
Physical processes Prosesau ffisegol	0	2	15	72	11	0	100	38,380	83

D: Excepted or disappled under Sections 364 and 365 of the Education Act 1996

Wedi'u heithrio neu wedi'u datgymhwyso o dan Adrannau 364 a 365 o Ddeddf Addysg 1996.

W: Working towards level 1

Yn gweithio tuag at lefel 1.

SUMMARY OF NATIONAL CURRICULUM ASSESSMENT RESULTS: 1998 KEY STAGE 1: 7 YEAR OLDS

		Percentage of pupils at each level							TOTAL
		D	A	W	1	2	3	4+	
ENGLISH Teacher Assessment	School								
	National	0	0	4	16	65	15	0	100
Reading Teacher Assessment	School								
	National	0	0	4	17	57	22	0	100
Task/Test	School								
	National	0	0	4	17	56	23		100
Writing Teacher Assessment	School								
	National	0	0	6	17	68	9	0	100
Task/Test	School								
	National	0	1	6	14	72	7		100
Speaking & Listening Teacher Assessment	School								
	National	0	0	3	14	66	17	0	100
MATHEMATICS Teacher Assessment	School								
	National	0	0	2	14	68	16	0	100
Task/Test	School								
	National	0	1	2	13	66	18		100
SCIENCE Teacher Assessment	School								
	National	0	0	2	13	73	12	0	100

Of those entered for the statutory Spelling Test the percentage at each level

Spelling Test:		A	W	1	2	3
	School					
	National	1	0	20	60	19

Key Stage 1 Core Subject Indicator* - Teacher Assessment only. The percentage of pupils attaining at least level 2 in English or Welsh (first language), Mathematics and Science in combination:

In the School:

In Wales: 77 per cent

*For inclusion in prospectuses and governors' annual reports, not individual pupil reports.

D: Exempted or disapplied under Sections 364 or 365 of the Education Act 1996.

A: Pupils who were absent from the Tasks/Tests.

W: Working towards level 1.

**CRYNODEB O GANLYNIADAU ASESIADAU'R CWRICWLWM
CENEDLAETHOL: 1998
CYFNOD ALLWEDOL 1: DISGYBLION 7 OED**

		Canran y disgyblion ar bob lefel							CYFANSWM
		D	A	W	1	2	3	4+	
CYMRAEG Asesiadau Athrawon	Ysgol								
	Cenedlaethol	1	0	1	12	66	20	0	100
	Tasg/Prawf								
	Ysgol								
	Cenedlaethol	1	0	1	12	66	20		100
Llafaredd Asesiadau Athrawon	Ysgol								
	Cenedlaethol	1	0	1	14	65	19	0	100
	Tasg/Prawf								
	Ysgol								
	Cenedlaethol	1	0	1	13	65	20		100
Darllen Asesiadau Athrawon	Ysgol								
	Cenedlaethol	1	0	2	16	62	19	0	100
	Tasg/Prawf								
	Ysgol								
	Cenedlaethol	1	0	2	15	63	19		100
Ysgrifennu Asesiadau Athrawon	Ysgol								
	Cenedlaethol	1	0	3	23	65	8	0	100
	Tasg/Prawf								
	Ysgol								
	Cenedlaethol	1	0	3	22	67	7		100
MATHEMATEG Asesiadau Athrawon	Ysgol								
	Cenedlaethol	0	0	2	14	68	16	0	100
	Tasg/Prawf								
	Ysgol								
	Cenedlaethol	0	1	2	13	66	18		100
GWYDDONIAETH Asesiadau Athrawon	Ysgol								
	Cenedlaethol	0	0	2	13	73	12	0	100

Dangosydd Pynciau Craidd Cyfnod Allweddol 1*- Asesiadau Athrawon yn unig. Y canran o ddisgyblion sy'n cyrraedd o leiaf lefel 2 mewn Cymraeg (iaith gyntaf) Saesneg, Mathemateg a Gwyddoniaeth:

Yn yr Ysgol:

Yng Nghymru:77 y cant

* I'w cynnwys yn llyfrynnau ac adroddiadau blynyddol y llywodraethwyr, nid yn adroddiadau'r disgyblion unigol
D: Wedi'u heithrio neu wedi'u datgymhwyso o dan Adran 364 neu 365 o Ddeddf Addysg 1996.
A: Disgyblion a fethodd a chofnodi lefel oherwydd absenoldeb.
W: Yn gweithio tuag at lefel 1.

KEY STAGE 1 TASK/TEST RESULTS: 1996-1998**CANLYNIADAU TASGAU/PROFION CYFNOD ALLWEDDOL 1:1996-1998**

Percentage of boys at each level/Canran y bechgyn ar bob lefel

		D	W	1	2	3	4	Total Cyfanswm	2+
English/Saesneg*									
Reading/Darllen	1996	1	5	22	52	20	0	100	72
	1997	1	5	20	56	18	0	100	74
	1998	1	0	5	20	18	*	100	74
Writing/Ysgrifennu	1996	1	8	19	68	4	0	100	72
	1997	1	8	17	70	4	0	100	74
	1998	1	8	17	69	5	*	100	74
Cymraeg/Welsh									
Siarad, Gwrando a Gwylio/ Speaking, Listening and Viewing	1996	2	2	17	65	14	0	100	79
	1997	1	2	16	66	15	0	100	81
	1998	1	1	15	67	16	*	100	83
Darllen/Reading	1996	1	3	25	59	12	0	100	71
	1997	1	3	23	60	13	0	100	73
	1998	1	2	20	62	15	*	100	77
Ysgrifennu/Writing	1996	2	4	31	59	4	0	100	63
	1997	2	4	31	58	5	0	100	63
	1998	2	4	27	63	4	*	100	67
MATHEMATICS/MATHEMATEG									
	1996	1	3	16	61	19	0	100	80
	1997	1	2	15	63	19	0	100	82
	1998	1	3	14	63	19	*	100	82

Percentage of girls at each level/Canran y merched ar bob lefel

		D	W	1	2	3	4	Total Cyfanswm	2+
English/Saesneg*									
Reading/Darllen	1996	1	2	14	53	30	0	100	83
	1997	1	2	12	58	27	0	100	85
	1998	1	2	13	57	27	*	100	84
Writing/Ysgrifennu	1996	1	4	11	77	7	0	100	84
	1997	1	4	10	76	9	0	100	85
	1998	1	4	10	76	9	*	100	85
Cymraeg/Welsh									
Siarad, Gwrando a Gwylio/ Speaking, Listening and Viewing	1996	1	1	11	64	23	0	100	87
	1997	1	1	9	68	21	0	100	89
	1998	1	0	9	66	24	*	100	90
Darllen/Reading	1996	1	1	16	61	21	0	100	82
	1997	1	1	13	64	21	0	100	85
	1998	0	1	11	64	24	*	100	88
Ysgrifennu/Writing	1996	1	3	20	68	8	0	100	76
	1997	1	1	19	71	8	0	100	79
	1998	1	2	16	71	10	*	100	81
MATHEMATICS/MATHEMATEG									
	1996	1	2	13	67	17	0	100	84
	1997	1	1	12	68	18	0	100	86
	1998	0	2	11	69	18	*	100	87

KEY STAGE 1 TASK/TEST RESULTS: 1996-1998

CANLYNIADAU TASGAU/PROFION CYFNOD ALLWEDDOL 1: 1996-1998

Percentage of boys and girls at each level/Canran y bechgyn a'r merched ar bob lefel

		D	W	1	2	3	4	Total Cyfanswm	2+
English/Saesneg*									
Reading/Darllen	1996	1	4	18	52	25	0	100	77
	1997	1	3	16	57	23	0	100	80
	1998	0	4	17	56	23	*	100	79
Writing/Ysgrifennu	1996	1	6	15	73	5	0	100	78
	1997	1	6	14	73	6	0	100	79
	1998	1	6	14	72	7	*	100	79
Cymraeg/Welsh									
Siarad, Gwrando a Gwyllo/ Speaking, Listening and Viewing	1996	2	1	14	65	18	0	100	83
	1997	1	1	13	67	18	0	100	85
	1998	1	1	12	66	20	*	100	86
Darllen/Reading	1996	1	2	20	60	17	0	100	77
	1997	1	1	14	66	18	0	100	84
	1998	1	1	13	65	20	*	100	85
Ysgrifennu/Writing	1996	2	3	25	64	6	0	100	70
	1997	1	3	25	65	6	0	100	71
	1998	1	3	22	67	7	*	100	74
MATHEMATICS/MATHEMATEG									
	1996	1	2	15	64	18	0	100	82
	1997	0	2	14	65	19	0	100	84
	1998	1	2	13	66	18	*	100	84

D: Exceeded or disappplied under Sections 364 and 365 of the Education Act 1996 or in the case of the Task/Test were absent
Wedi'u heithrio neu wedi'u datgymhwyso o dan Adranau 364 a 365 o Ddeddf Addysg 1996, neu yn achos y Tasgau/Profion
a oedd yn absennol

W: Working towards level 1.
Yn gweithio tuag at lefel 1.

*No level derived from the Tasks and Tests
Ni chafwyd lefel o'r Tasgau a'r Profion

KEY STAGE 1 TEACHER ASSESSMENT RESULTS: 1996-1998

CANLYNIADAU ASESIADAU ATHRAWON CYFNOD ALLWEDDOL 1:1996-1998

Percentage of boys at each level/Canran y bechgyn ar bob lefel

		D	W	1	2	3	4	Total Cyfanswm	2+	
English/Saesneg	1996	0	5	22	63	10	0	100	73	
	1997	0	5	20	64	11	0	100	75	
	1998	0	5	20	63	12	0	100	75	
	Speaking & Listening/Siarad a Gwrando	1996	0	3	20	65	12	0	100	77
		1997	0	3	18	66	13	0	100	79
		1998	0	3	18	65	14	0	100	79
	Reading/Darllen	1996	0	5	23	54	18	0	100	72
		1997	0	5	20	57	18	0	100	75
		1998	1	5	20	56	18	0	100	74
Writing/Ysgrifennu	1996	0	7	23	65	5	0	100	70	
	1997	0	7	21	66	6	0	100	72	
	1998	0	8	20	65	7	0	100	72	
Cymraeg/Welsh	1996	1	2	18	65	14	0	100	79	
	1997	1	2	16	66	15	0	100	81	
	1998	1	1	16	67	15	0	100	82	
	Siarad, Gwrando a Gwyllo Speaking, Listening & Viewing	1996	1	2	19	63	15	0	100	78
		1997	1	3	17	65	14	0	100	79
		1998	1	2	17	65	15	0	100	80
	Darllen/Reading	1996	1	3	25	60	11	0	100	71
		1997	1	3	23	60	13	0	100	73
		1998	1	3	20	62	14	0	100	76
Ysgrifennu/Writing	1996	1	5	32	58	4	0	100	62	
	1997	1	5	31	58	5	0	100	63	
	1998	1	4	29	61	5	0	100	66	
Mathematics/Mathemateg	1996	0	3	19	66	12	0	100	78	
	1997	0	2	16	67	15	0	100	82	
	1998	0	3	15	65	17	0	100	82	
	Using and applying mathematics/ Defnyddio a chymhwyso mathemateg	1996	0	4	23	64	9	0	100	73
		1997	0	3	21	65	11	0	100	76
		1998	0	3	20	64	13	0	100	77
	Number & Algebra/Rhif ac Algebra	1996	0	3	19	66	12	0	100	78
		1997	0	2	17	67	14	0	100	81
		1998	0	3	16	65	16	0	100	81
Shape, space and measures/ Siâp, gofod a mesuriadau	1996	0	3	22	66	9	0	100	75	
	1997	0	2	18	68	12	0	100	80	
	1998	0	3	17	67	13	0	100	80	
Science/Gwyddoniaeth	1996	0	2	17	71	10	0	100	81	
	1997	0	2	16	72	10	0	100	82	
	1998	0	2	14	71	13	0	100	84	
	Experimental & investigative science/ Gwyddoniaeth arbrolf ac ymchwiliol	1996	0	3	21	68	8	0	100	76
		1997	0	2	20	69	9	0	100	78
		1998	0	3	18	68	11	0	100	79
	Life processes and living things/ Prosesau bywyd a phethau byw	1996	0	2	13	73	12	0	100	85
		1997	0	2	12	73	13	0	100	86
		1998	0	2	12	71	15	0	100	86
Materials and their properties/ Defnyddiau a'u priodweddau	1996	0	2	14	74	10	0	100	84	
	1997	0	2	14	74	10	0	100	84	
	1998	0	2	13	72	13	0	100	85	
Physical processes/Prosesau ffisegol	1996	0	3	20	69	8	0	100	77	
	1997	0	2	18	71	9	0	100	80	
	1998	0	2	16	70	12	0	100	82	

KEY STAGE 1 TEACHER ASSESSMENT RESULTS: 1996-1998
CANLYNIADAU ASESIADAU ATHRAWON CYFNOD ALLWEDDOL 1:1996-1998

Percentage of girls at each level/Canran y merched ar bob lefel

		D	W	1	2	3	4	Total Cyfanswm	2+
English/Saesneg	1996	0	2	14	68	16	0	100	84
	1997	0	2	12	68	18	0	100	86
	1998	0	3	12	66	19	0	100	85
Speaking & Listening/Siarad a Gwrandio	1996	0	2	13	69	16	0	100	85
	1997	0	2	12	67	19	0	100	86
	1998	0	2	11	68	19	0	100	87
Reading/Darllen	1996	0	2	14	56	28	0	100	84
	1997	0	2	13	57	28	0	100	85
	1998	0	3	13	57	27	0	100	84
Writing/Ysgrifennu	1996	0	4	14	73	9	0	100	82
	1997	0	4	13	72	11	0	100	83
	1998	0	4	13	71	12	0	100	83
Cymraeg/Welsh	1996	1	1	11	65	22	0	100	87
	1997	0	1	9	69	21	0	100	90
	1998	0	1	9	66	24	0	100	90
Siarad, Gwrandio a Gwyllo Speaking, Listening & Viewing	1996	1	1	12	65	21	0	100	86
	1997	1	1	10	69	19	0	100	88
	1998	0	1	11	65	23	0	100	88
Darllen/Reading	1996	1	2	15	61	21	0	100	82
	1997	0	1	14	64	21	0	100	85
	1998	0	1	12	63	24	0	100	87
Ysgrifennu/Writing	1996	1	3	20	68	8	0	100	76
	1997	0	2	19	70	9	0	100	79
	1998	0	2	17	70	11	0	100	81
Mathematics/Mathemateg	1996	0	2	14	73	11	0	100	84
	1997	0	1	13	72	14	0	100	86
	1998	0	2	12	71	15	0	100	86
Using and applying mathematics/ Defnyddio a chymhwyso mathemateg	1996	0	2	19	71	8	0	100	79
	1997	0	2	18	70	10	0	100	80
	1998	0	2	16	70	12	0	100	82
Number & Algebra/Rhif ac Algebra	1996	0	2	15	73	10	0	100	83
	1997	0	2	13	72	13	0	100	85
	1998	0	2	12	71	15	0	100	86
Shape, space and measures/ Siâp, gofod a mesuriadau	1996	0	2	17	72	9	0	100	81
	1997	0	2	14	73	11	0	100	84
	1998	0	2	13	73	12	0	100	85
Science/Gwyddoniaeth	1996	0	1	14	76	9	0	100	85
	1997	0	1	13	76	10	0	100	86
	1998	0	2	11	75	12	0	100	87
Experimental & investigative science/ Gwyddoniaeth arbrofol ac ymchwiliol	1996	0	2	18	72	8	0	100	80
	1997	0	1	17	73	9	0	100	82
	1998	0	2	14	73	11	0	100	84
Life processes and living things/ Prosesau bywyd a phethau byw	1996	0	1	9	77	13	0	100	90
	1997	0	1	9	75	15	0	100	90
	1998	0	1	9	74	16	0	100	90
Materials and their properties/ Defnyddiau a'u priodweddau	1996	0	1	12	78	9	0	100	87
	1997	0	1	11	78	10	0	100	88
	1998	0	1	10	76	13	0	100	89
Physical processes/Prosesau ffisegol	1996	0	2	17	74	7	0	100	81
	1997	0	1	15	75	9	0	100	84
	1998	0	1	13	75	11	0	100	86

KEY STAGE 1 TEACHER ASSESSMENT RESULTS: 1996-1998 CANLYNIADAU ASEIDIADAU ATHRAWON CYFNOD ALLWEDDOL 1:1996-1998

Percentage of boys and girls at each level/Canran y bechgyn a'r merched ar bob lefel

		D	W	1	2	3	4	Total Cyfanswm	2+	
English/Saesneg	1996	0	4	18	65	13	0	100	78	
	1997	0	4	16	66	14	0	100	80	
	1998	0	4	16	65	0	0	100	80	
	Speaking & Listening/Siarad a Gwranddo	1996	0	2	17	67	14	0	100	81
		1997	0	2	15	67	16	0	100	83
		1998	0	3	14	66	17	0	100	83
	Reading/Darllen	1996	0	4	19	55	22	0	100	77
		1997	0	3	17	57	23	0	100	80
		1998	0	4	17	57	22	0	100	79
Writing/Ysgrifennu	1996	0	5	19	69	7	0	100	76	
	1997	0	6	17	69	8	0	100	77	
	1998	0	6	17	68	9	0	100	77	
Cymraeg/Welsh	1996	1	2	14	65	18	0	100	83	
	1997	1	1	13	68	17	0	100	85	
	1998	1	1	12	66	20	0	100	86	
	Siarad, Gwranddo a Gwyllo/ Speaking, Listening & Viewing	1996	1	2	15	65	18	0	100	83
		1997	0	2	14	67	17	0	100	84
		1998	1	1	14	65	19	0	100	84
	Darllen/Reading	1996	1	2	20	61	16	0	100	77
		1997	1	2	18	62	17	0	100	79
		1998	1	2	16	62	19	0	100	81
Ysgrifennu/Writing	1996	1	4	26	63	6	0	100	69	
	1997	1	3	25	64	7	0	100	71	
	1998	1	3	23	65	8	0	100	73	
Mathematics/Mathemateg	1996	0	2	16	70	12	0	100	82	
	1997	0	2	15	69	14	0	100	83	
	1998	0	2	14	68	16	0	100	84	
	Using and applying mathematics/ Defnyddio a chymhwyso mathemateg	1996	0	3	21	67	9	0	100	76
		1997	0	3	19	68	10	0	100	78
		1998	0	3	18	67	12	0	100	79
	Number & Algebra/Rhif ac Algebra	1996	0	2	17	70	11	0	100	81
		1997	0	2	15	69	14	0	100	83
		1998	0	2	14	69	15	0	100	84
Shape, space and measures/ Siâp, gofod a mesuriadau	1996	0	3	19	69	9	0	100	78	
	1997	0	2	16	70	12	0	100	82	
	1998	0	2	15	70	13	0	100	83	
Science/Gwyddoniaeth	1996	0	2	15	74	9	0	100	83	
	1997	0	2	14	74	10	0	100	84	
	1998	0	2	13	73	12	0	100	85	
	Experimental & investigative science/ Gwyddoniaeth arbrolf ac ymchwilio	1996	0	2	20	70	8	0	100	78
		1997	0	2	18	71	9	0	100	80
		1998	0	2	16	71	11	0	100	82
	Life processes and living things/ Prosesau bywyd a phethau byw	1996	0	1	11	75	13	0	100	88
		1997	0	1	11	74	14	0	100	88
		1998	0	2	10	73	15	0	100	88
Materials and their properties/ Defnyddiau a'u priodweddau	1996	0	2	13	76	9	0	100	85	
	1997	0	2	12	76	10	0	100	86	
	1998	0	2	11	74	13	0	100	87	
Physical processes/Prosesau ffisegol	1996	0	2	18	72	8	0	100	80	
	1997	0	2	16	73	9	0	100	82	
	1998	0	2	15	72	11	0	100	83	

D: Excepted or disappled under Sections 364 and 365 of the Education Act 1996
Wedi'u heithrio neu wedi'u datgymhwyso o dan Adrannau 364 a 365 o Ddeddf Addysg 1996.

W: Working towards level 1.
Yn gweithio tuag at lefel 1.