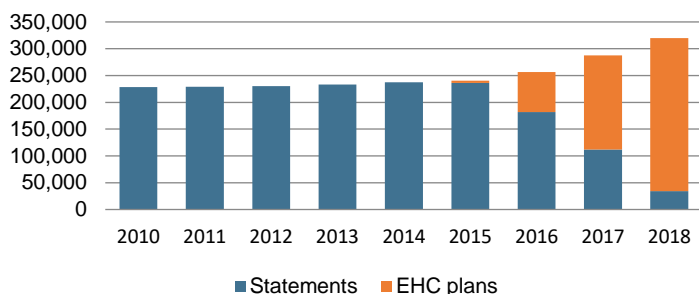




24 May 2018

The total number of statements and EHC plans has continued to increase...

Statements and EHC plans in place

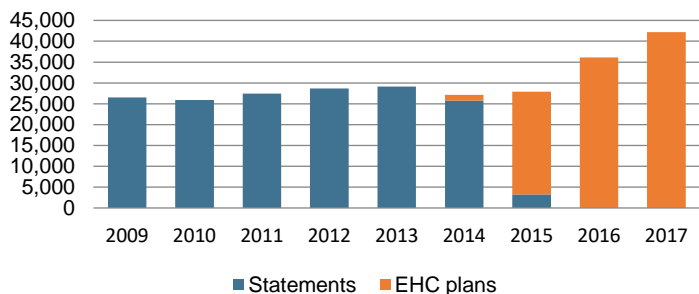


There were 285,722 children and young people with statutory Education, Health and Care (EHC) plans and 34,097 children and young people with statements of special educational needs (SEN) maintained by local authorities as at January 2018. This gives a total of 319,819, an increase of 32,529 (11.3%) from 287,290 as at January 2017. This is driven by large increases in the 16-19 and 20-25 age groups.

The combined number of children and young people with statements and EHC plans has increased each year since 2010.

There were 42,162 new EHC plans made in the 2017 calendar year...

New Statements and EHC plans

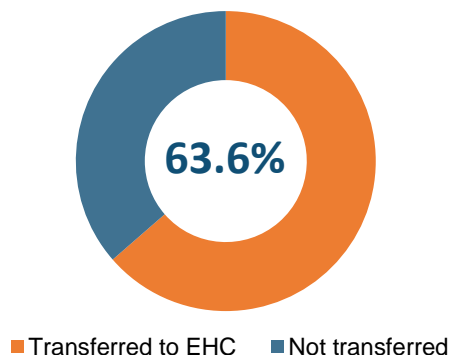


There were 42,162 children and young people with new EHC plans made during the 2017 calendar year.

The number of children and young people with new EHC plans made during the 2017 calendar year has seen an increase of 6,068 (16.8%) when compared against the number of children and young people with new EHC plans made during 2016.

63.6% of statements in place at January 2017 have since transferred to EHC plans...

% of statements transferred to EHC plans, 2017



Between January 2017 and January 2018, there were 71,320 children and young people transferred from statements to EHC plans. This is equivalent to 63.6% of the children and young people with statements that were in place as at January 2017.

The period for local authorities to transfer children and young people with statements to EHC plans began in September 2014 and ended by April 2018.

Contents

1.	Statements of SEN and EHC plans in place (Tables 1 and 3).....	4
2.	New statements of SEN and EHC plans (Tables 2 and 4)	6
3.	Assessment process (Tables 2 and 7)	8
4.	EHC plans issued within the time limits (Table 8).....	8
5.	Transfers from statements of SEN to EHC plans (Table 9)	8
6.	Personal budgets and mediation cases (Table 10)	9
7.	Accompanying tables.....	9
8.	Further information is available	10
9.	National Statistics	11
10.	Technical information.....	11
11.	Get in touch	11

About this release

This statistics publication provides data from the annual SEN2 data return, which is mandatory for local authorities to complete. The return is the only source of data to report on all statements of SEN and EHC plans maintained by individual local authorities.

Special educational needs and disability reforms

In September 2014, the special educational needs and disability (SEND) reforms came into effect as part of the Children and Families Act 2014. From 1 September 2014, any children or young people who are newly referred to a local authority for assessment are considered under the new Education, Health and Care (EHC) plan assessment process. The legal test of when a child or young person requires an EHC plan remains the same as that for a statement under the Education Act 1996.

See the [SEND code of practice: 0 to 25](#) for more detailed information on the reforms.

In this publication

The following tables are included in the publication:

- Main tables (Excel .xls)

The technical document provides information on the data sources, their coverage and quality and explains the methodology used in producing the data.

Feedback

We are changing how our releases look and welcome feedback on any aspect of this document at: SEN.statistics@education.gov.uk

1. Statements of SEN and EHC plans in place (Tables 1 and 3)

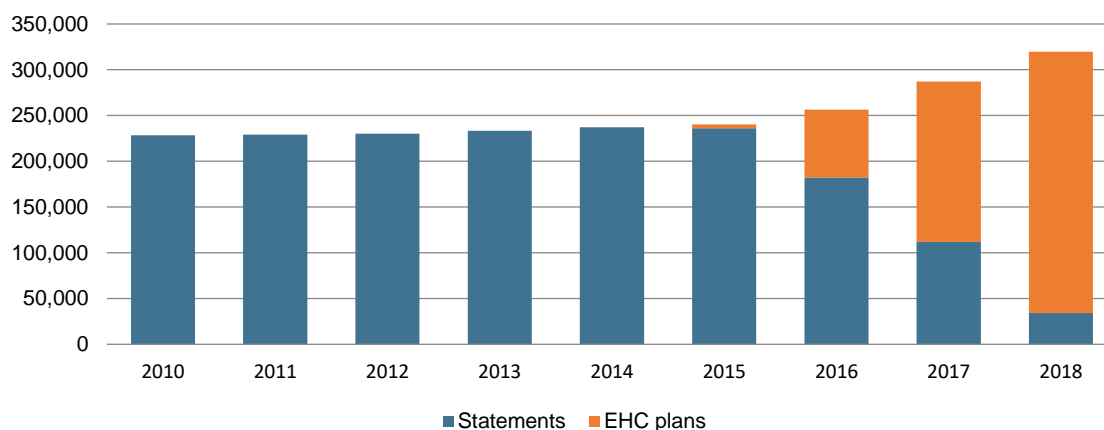
There were 285,722 children and young people with statutory Education, Health and Care (EHC) plans and 34,097 children and young people with statements of special educational needs (SEN) maintained by local authorities as at January 2018. This gives a combined total of 319,819 children and young people, an increase of 32,529 (11.3%) from 287,290 as at January 2017.

The combined total of children and young people with statements and EHC plans has increased each year since 2010.

Figure A: Number of children and young people with statements or EHC plans

Years: January 2010 - 2018

Coverage: England



Source: SEN2 2010-2018

Age group

Children aged 11-15 years old accounted for the largest percentage of children and young people with statements (46.8%), EHC plans (35.5%) and for combined statements and EHC plans (36.7%) as at January 2018.

Figure B: Number and percentage of children and young people with statements or EHC plans by age group

Year: January 2018

Coverage: England

Age group	Statements	%	EHC plans	%	Total	%
Under 5 years	14	0.0	12,502	4.4	12,516	3.9
Aged 5-10	13,566	39.8	92,123	32.2	105,689	33.0
Aged 11-15	15,954	46.8	101,400	35.5	117,354	36.7
Aged 16-19	4,563	13.4	65,521	22.9	70,084	21.9
Aged 20-25	.	.	14,176	5.0	14,176	4.4
Total	34,097		285,722		319,819	

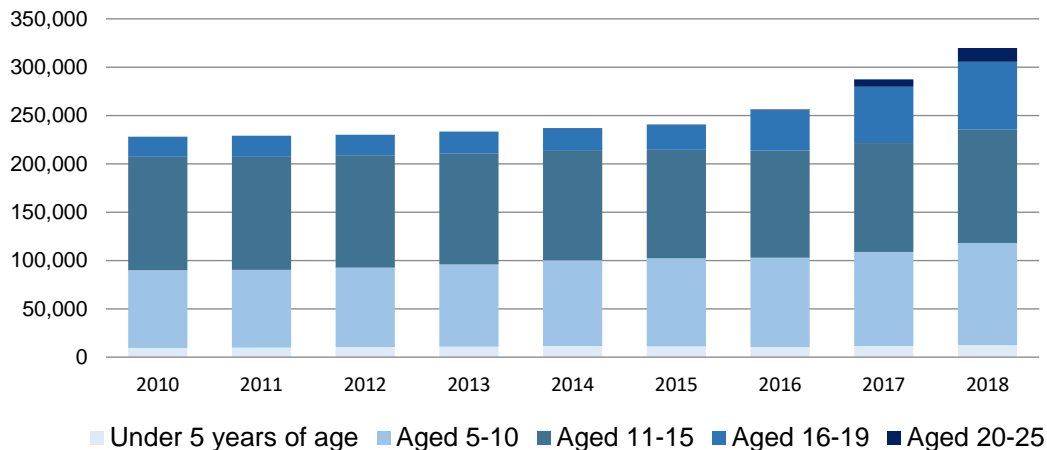
Source: SEN2 2018

From September 2014, EHC plans replaced Learning Difficulty Assessments (LDAs) for children in post-16 education. The percentage of children and young people aged 16-19 years old with a statement or EHC plan (excluding LDAs) has increased over the period from January 2014 (9.7%) to January 2018 (21.9%). The percentage of young people aged 20-25 has also increased since the introduction of EHC plans in 2014, to 4.4% in 2018.

Figure C: Number of children and young people with statements or EHC plans by age group

Years: January 2010 - 2018

Coverage: England



Source: SEN2 2010-2018

Establishment type

Children and young people receiving provision in mainstream schools accounted for the largest percentage of children and young people on roll at an establishment¹ with EHC plans (41.4%) and for combined statements and EHC plans (41.9%) as at January 2018. Children and young people receiving provision in special schools accounted for the largest percentage of children and young people with statements (53.2%).

Figure D: Number and percentage of children and young people with statements or EHC plans on roll at an establishment, by establishment type (grouped)

Year: January 2018

Coverage: England

Establishment type (grouped)	Statements	%	EHC plans	%	Total	%
Non-maintained early years settings in the private and voluntary sector	6	0.0	1,470	0.5	1,476	0.5
Mainstream school	14,747	46.1	113,367	41.4	128,114	41.9
Special school	17,031	53.2	109,929	40.2	126,960	41.5
Alternative Provision (AP) / Pupil Referral Unit (PRU)	221	0.7	2,109	0.8	2,330	0.8
Further Education	.	.	46,854	17.1	46,854	15.3
Total	32,005		273,729		305,734	

Source: SEN2 2018

¹ The type of establishment named on the statement or EHC plan.

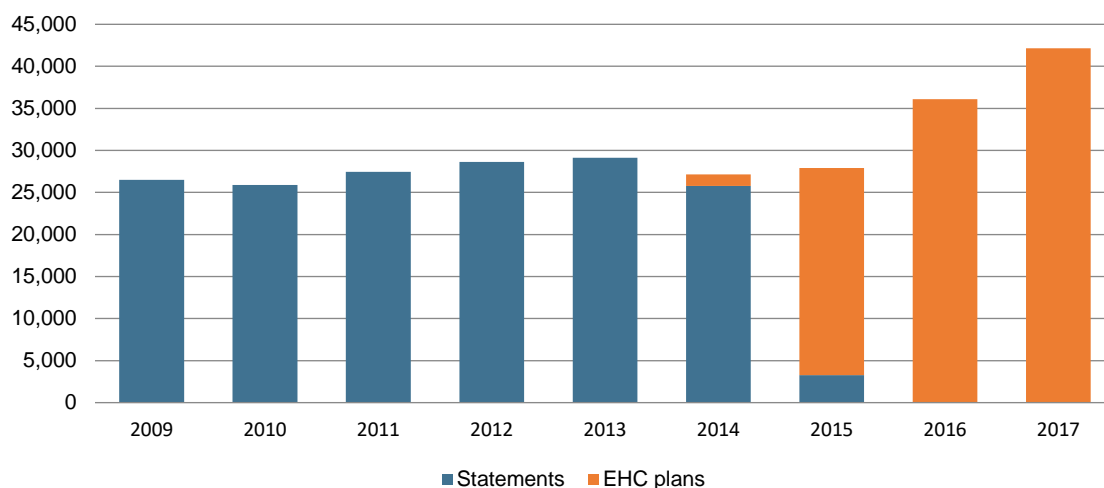
2. New statements of SEN and EHC plans (Tables 2 and 4)

There were 42,162 children and young people with new EHC plans made during the 2017 calendar year². The number of children and young people with new EHC plans made during the 2017 calendar year has seen an increase of 6,068 (16.8%) when compared against the number of children and young people with new EHC plans made during 2016.

Figure E: Number of children and young people with new statements or EHC plans

Years: Calendar year 2009 - 2017

Coverage: England



Source: SEN2 2010-2018

Age group

Children aged 5-10 years old accounted for the largest percentage of children and young people with new EHC plans (45.7%) made during the 2017 calendar year, compared to 2.2% for the 20-25 age group.

Figure F: Number and percentage of children and young people with new EHC plans by age group

Year: Calendar year 2017

Coverage: England

Age group	EHC plans	%
Under 5 years of age	9,774	23.2
Aged 5-10	19,251	45.7
Aged 11-15	9,881	23.4
Aged 16-19	2,340	5.6
Aged 20-25	916	2.2
Total	42,162	

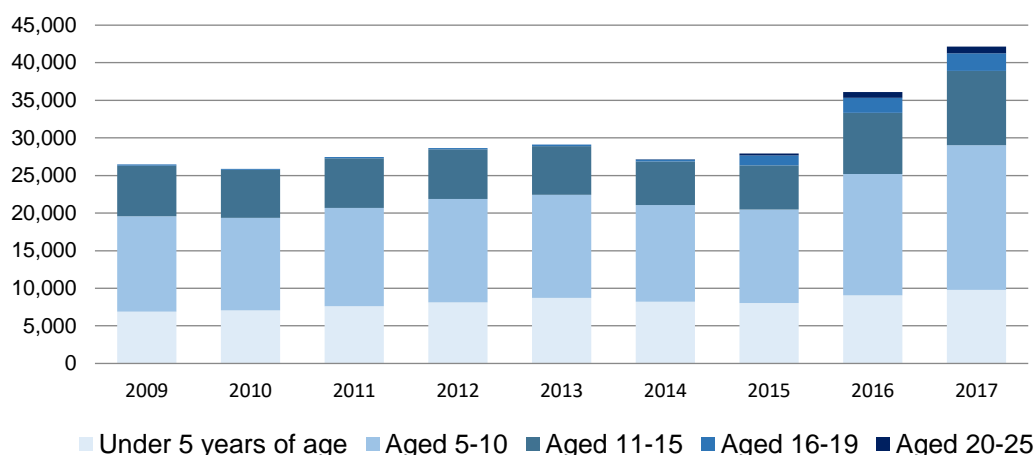
Source: SEN2 2018

Children aged 5-10 years old have accounted for the largest percentage of children and young people with a new EHC plan made during the calendar year since 2009. Since the introduction of EHC plans³, the 16-19 age group have seen an increase from 1.0% in 2014 to 5.6% in 2017.

² This does not include those children and young people who previously had a statement of SEN. Figures on transfers of statements of SEN to EHC plans are included in section 5

³ Prior to the 2014 SEND reforms, Learning Difficulty Assessments (LDAs) were undertaken for young people in or entering post 16 education. From 1 September 2014, any children or young people who are newly referred to a local authority for assessment are considered under the new Education, Health and Care (EHC) plan assessment process.

Figure G: Number of children and young people with new statements of SEN and EHC plans by age group
 Years: Calendar year 2009 - 2017
 Coverage: England



Source: SEN2 2010-2018

Establishment type

Children and young people receiving provision in mainstream schools accounted for the largest percentage of children and young people on roll at an establishment⁴ with EHC plans made in the 2017 calendar year (65.1%).

Figure H: Number and percentage of children and young people with new EHC plans by establishment type (grouped)

Year: Calendar year 2017
 Coverage: England

Establishment type (grouped)	EHC plans	%
Non-maintained early years settings in the private and voluntary sector	1,277	3.1
Mainstream school	26,498	65.1
Special school	9,995	24.6
Alternative Provision (AP) / Pupil Referral Unit (PRU)	769	1.9
Further Education	2,135	5.2
Total	40,674	

Source: SEN2 2018

⁴ The type of establishment named on the statement or EHC plan.

3. Assessment process (Tables 2 and 7)

There were 45,205 children and young people assessed and a decision was taken whether or not to issue an EHC plan during the 2017 calendar year. Of these, 42,162 (93.3%) had new EHC plans made during the 2017 calendar year. A further 12,993 children and young people were either still being assessed, or had completed the assessment but a decision had not yet been made whether to issue an EHC plan as at January 2018.

There were 64,555 initial requests made for assessment for an EHC plan during the 2017 calendar year, compared to 55,235 in the 2016 calendar year, as increase of 16.9%. Of which, there were 14,586 (22.6%) initial requests for an assessment for an EHC plan that were refused during the 2017 calendar year. This compares to 14,795 (26.8%) during the 2016 calendar year.

4. EHC plans issued within the time limits (Table 8)

Time limits

The 0-25 SEND code of practice states that the whole process of EHC needs assessment and EHC plan development, from the point when an assessment is requested (or a child or young person is brought to the local authority's attention) until the final EHC plan is issued, must take no more than 20 weeks. This is a shorter time limit than the 26 weeks previously given for the completion of statements. The special education needs and disability regulations allow for exceptions to the time limits in certain cases.

Of the new EHC plans made during the 2017 calendar year (excluding cases where exceptions apply), 64.9% were issued within the 20 week time limit, an increase from 58.6% in 2016. When including cases where exceptions apply, 61.3% were issued within the 20 week time limit, an increase from 55.7% in 2016.

Figure I: New EHC plans issued within 20 weeks by exception cases

Year: Calendar year 2014-2017

Coverage: England

Exception cases	2014	2015	2016	2017
Excluding exception cases:				
Number of new EHC plans issued	1,177	19,712	30,942	36,702
Percentage of new EHC plans issued within 20 weeks	64.3	59.2	58.6	64.9
Including exception cases:				
Number of new EHC plans issued	1,359	24,216	36,019	41,250
Percentage of new EHC plans issued within 20 weeks	61.5	55.5	55.7	61.3

Source: SEN2 2018

5. Transfers from statements of SEN to EHC plans (Table 9)

Timescales

Transfers of children and young people with statements and young people receiving support as a result of a learning difficulty assessment (LDAs) to EHC plans are phased. Timescales are set out in [Special educational needs and disability: managing the September 2014 changes to the system](#).

Every local authority has published a Local Transition Plan setting out the timings for transfers to the new system.

There were 112,057 children and young people with statements as at January 2017. 71,320 children and young people transferred from statements to EHC plans during the 2017 calendar year; this is equal to 63.6% of the statements that were in place as at January 2017.

2,549 children and young people with statements were assessed and a decision was made not to issue an EHC plan in the 2017 calendar year.

6. Personal budgets and mediation cases (Table 10)

Personal budgets

A personal budget is an amount of money identified by the local authority to deliver provision set out in an EHC plan where the parent or young person is involved in securing that provision.

Personal budgets are optional for the child's parent or the young person but local authorities are under a duty to prepare a budget when requested. Local authorities must provide information about organisations that may be able to provide advice and assistance to help parents and young people to make informed decisions about personal budgets.

See the [SEND code of practice: 0 to 25](#) for further information on personal budgets.

Mediation

Mediation under the Children's and Families Act 2014 only applies at the time parents and young people are thinking of appealing to the Tribunal and only about the matters, which can be appealed to the Tribunal. Parents and young people who are thinking of appealing to the Tribunal have the option to contact a mediation adviser to be given information about mediation. They then decide whether they want to go to mediation or proceed to the tribunal.

Tribunal

The First-tier Tribunal (Special Educational Needs and Disability) is part of the Health, Education and Social Care Chamber within the First-tier Tribunal. Following the assessment of needs of a child, if the local authority decides not to issue an EHC plan, or if parent/carers disagree with the educational provision set out in the EHC plan or the educational institution named in it, they would be able to appeal to the First-tier Tribunal.

More information about the Tribunal can be found at: www.gov.uk/courts-tribunals/first-tier-tribunal-special-educational-needs-and-disability.

Statistics covering the First-tier Tribunal (Special Educational Needs and Disability) can be found at: <https://www.gov.uk/government/collections/tribunals-statistics>

There were 11,661 personal budgets in place for EHC plans issued or reviewed during the 2017 calendar year.

There were 2,497 mediation cases held during the 2017 calendar year. Of these mediation cases, 630 (25.2%) were followed by appeals to the tribunal during the 2017 calendar year. This is similar to the 2016 calendar year where 25.3% of mediation cases were followed by appeals.

Some mediation cases in the 2017 calendar year could have been followed by appeal to the tribunal in 2018, which would not have been recorded in this collection.

7. Accompanying tables

The following tables are available in Excel format on the department's statistics website ([Statistics: special educational needs \(SEN\)](#)):

National tables:

Table 1	Placement of children and young people with a statement or EHC plan
Table 2	Assessment and placement of children and young people with a new statement or EHC plan, and children and young people with statements or EHC plans transferred or discontinued

Local authority tables:

Table 3	Children and young people with a statement or EHC plan by local authority
Table 4	Children and young people with a new statement or EHC plan by local authority
Table 5	Placement of children and young people with a statement or EHC plan by local authority
Table 6	Placement of children and young people with a new EHC plan by local authority
Table 7	Assessment of children and young people with a new EHC plan, and children and young people with statements or EHC plans transferred or discontinued, by local authority

Table 8	New EHC plans issued within 20 weeks by local authority
Table 9	Progress transferring children and young people with statements and LDAs to EHC plans by local authority
Table 10	EHC plans with personal budgets, mediation and tribunal cases, and employment of designated medical/clinical officer by local authority
Table 11	Number of children and young people with statements or EHC plans placed in residential special schools or colleges by age

When reviewing the tables, please note that symbols are used in the tables as follows:

. not applicable

.. not available

8. Further information is available

Previous publications	<p>Statements of SEN and EHC plans: England, was released as a separate publication for the first time in 2015:</p> <p>Statements of SEN and EHC plans: England 2015</p> <p>Statements of SEN and EHC plans: England 2016</p> <p>Statements of SEN and EHC plans: England 2017</p> <p>Data from earlier publications can be found as part of the Special Educational Needs in England publication:</p> <p>Statistics: Special educational needs</p>
SEN2 collection guidance	<p>Guidance on the SEN2 collection that underpins this release:</p> <p>Special educational needs survey: guide to submitting data</p>
Other SEN Statistical publications	<p>Statistics on pupils with SEN, including information on educational attainment, destinations, absence, exclusions, and characteristics:</p> <p>Statistics: Special educational needs</p>
SEND code of practice	<p>Explains the duties of local authorities, health bodies, schools and colleges to provide for those with special educational needs under part 3 of the Children and Families Act 2014:</p> <p>SEND code of practice: 0- 25 years</p>
Special educational needs and disability regulations	<p>Regulations supplement the procedural framework assessing a child or young person with special educational needs, and the procedure for making, reviewing, amending and ceasing to maintain an EHC plan:</p> <p>The Education (Special Educational Needs) (England) (Consolidation) Regulations 2001</p> <p>Special educational needs and disability regulations 2014</p>

Special educational needs and disability (SEND) information

Includes links to guidance and regulations about supporting children and young people with special educational needs and disabilities.

[Special educational needs and disability \(SEND\)](#)

9. National Statistics

The United Kingdom Statistics Authority has designated these statistics as National Statistics, in accordance with the Statistics and Registration Service Act 2007 and signifying compliance with the Code of Practice for Official Statistics.

Designation can be broadly interpreted to mean that the statistics:

- meet identified user needs;
- are well explained and readily accessible;
- are produced according to sound methods, and
- are managed impartially and objectively in the public interest.

Once statistics have been designated as National Statistics it is a statutory requirement that the Code of Practice shall continue to be observed.

The Department has a set of [statistical policies](#) in line with the Code of Practice for Official Statistics.

10. Technical information

A technical document accompanies this publication. This provides further information on the data sources, their coverage and quality and explains the methodology used in producing the data, including how it is validated and processed.

11. Get in touch

Media enquiries

Press Office News Desk, Department for Education, Sanctuary Buildings, Great Smith Street, London SW1P 3BT.

Tel: 020 7783 8300

Other enquiries/feedback

Email: SEN.statistics@education.gov.uk



Department
for Education



© Crown copyright 2018

This publication (not including logos) is licensed under the terms of the Open Government Licence v3.0 except where otherwise stated. Where we have identified any third party copyright information you will need to obtain permission from the copyright holders concerned.

To view this licence:

visit www.nationalarchives.gov.uk/doc/open-government-licence/version/3

email psi@nationalarchives.gsi.gov.uk

write to Information Policy Team, The National Archives, Kew, London, TW9 4DU

About this publication:

Enquiries Post: SEN statistics, Data Outputs Division, Department for Education, Level 2 Churchside, Bishopsgate House, Feethams, Darlington, DL1 5QE

Email: SEN.statistics@education.gov.uk

Download <https://www.gov.uk/government/statistics/statements-of-sen-and-ehc-plans-england-2018>

Reference: [Statements of SEN and EHC plans: England, 2018]



Follow us on Twitter:
[@educationgovuk](https://twitter.com/educationgovuk)



Like us on Facebook:
facebook.com/educationgovuk