



**BRIEFING PAPER**

Number 5871, 13 August 2019

# Youth Unemployment Statistics

By Brigid Francis-Devine

1. Youth Unemployment Statistics
2. Youth Unemployment across Europe

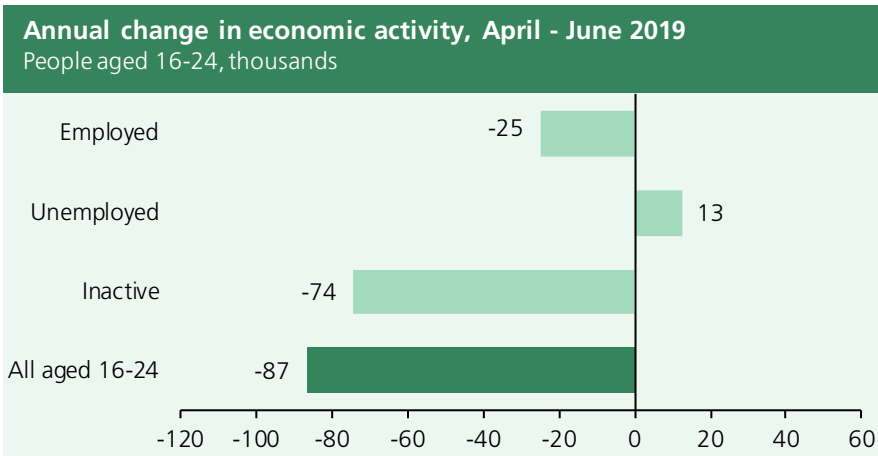
A photograph of a bright green sign for 'job centre plus' mounted on a brick wall. The sign is tilted and features the text 'job centre plus' in a bold, sans-serif font. 'job' and 'plus' are in white, while 'centre' is in yellow. The background shows a brick wall and a window frame.

*job  
centre  
plus*

# 1. Youth Unemployment Statistics

502,000 young people aged 16-24 were unemployed in April to June 2019, up 36,000 from the previous quarter and up 13,000 from the year before. By historical standards, unemployment levels for young people are very low.<sup>1</sup>

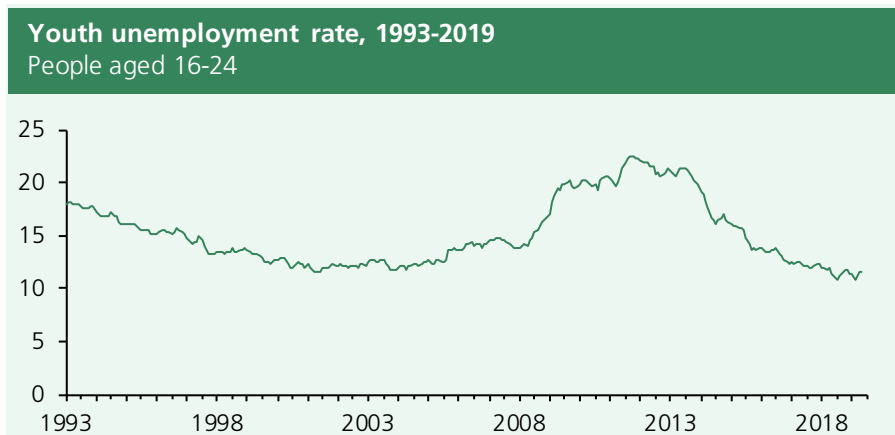
For context, it is worth noting that the total population aged 16-24 has been declining in recent years; in April to June it was 87,000 less than a year before. The number of young people in employment decreased by 25,000 over the past year, while the number who are economically inactive (not in or looking for work) decreased by 74,000.



Figures are based on a survey so some of the reported changes may arise from survey error rather than 'real' changes in the levels.

The **unemployment rate** (the proportion of the economically active population who are unemployed) for 16-24 year olds was 11.6% in April to June 2019. This is up from 10.8% in the previous quarter and up from 11.3% a year before.

The **inactivity rate** for young people is 37.6%. Over three quarters of young people who are economically inactive are in full-time education.



The youth unemployment rate was 11.6%, compared to an unemployment rate of 3.9% for the whole population.

<sup>1</sup> All data are from ONS [Labour Market Statistics bulletins](#) and are seasonally adjusted.

### Unemployment and education status

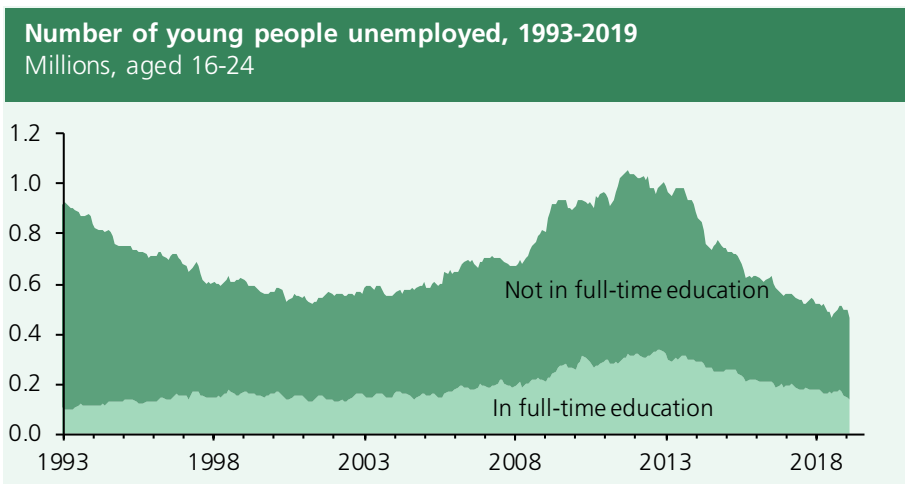
147,000 unemployed young people were in full-time education (29% of all unemployed young people) in April to June 2019, 10,000 more than the previous quarter but 17,000 fewer than a year before.

Excluding those in full-time education, 356,000 people aged 16-24 were unemployed. This is up 26,000 from the previous quarter and up by 29,000 from a year before.

The unemployment rate for 16-24 year olds in full-time education was 14.3%, down from 15.5% a year before.

For those not in full-time education, the unemployment rate was 10.8%, up from 10.0% a year before.

29% of unemployed young people are in full-time education.



### Unemployment by age

419,000 18-24 year olds were unemployed, while 1.64 million were economically inactive. 3.46 million were in work. The unemployment rate for people aged 18-24 was 10.8% in April to June 2019, up from 10% a year before.

83,000 16-17 year olds were unemployed (three quarters of whom were in full-time education), while 961,000 were economically inactive and 347,000 were in work.<sup>2</sup>

### Long term youth unemployment

78,000 people aged 16-24 had been unemployed for **over 12 months** in April to June 2019. This was 15.6% of all unemployed 16-24 year olds.

### Men and women

307,000 men aged 16-24 were unemployed in April to June 2019, 30,000 more than a year ago. The unemployment rate for men of this age was 13.8%, up from 12.2% a year before.

195,000 women aged 16-24 were unemployed, down 18,000 from a year before. The unemployment rate for women aged 16-24 was 9.3%, compared to 10.3% a year before.

The rise in youth unemployment over the past year was due to a rise among men.

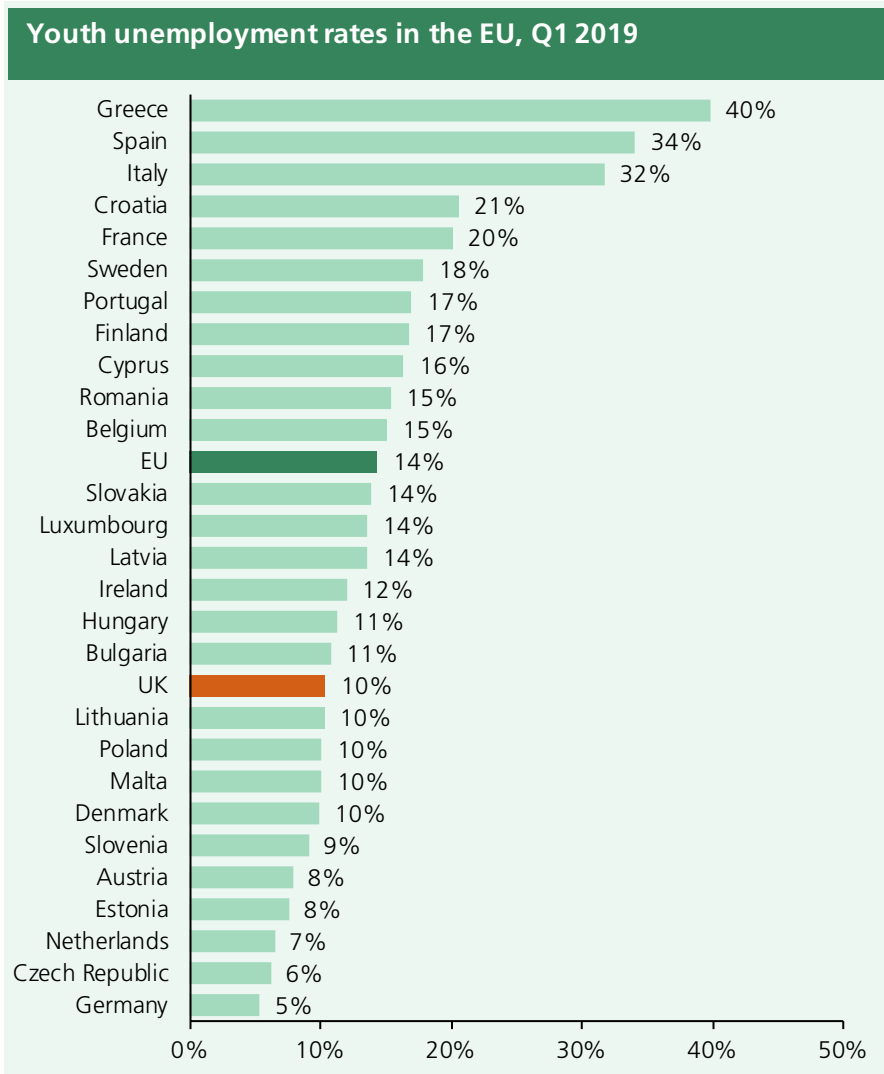
<sup>2</sup> The estimates for 16-17 year olds are more volatile than those for 18-24 year olds, since they are based on a smaller number of survey responses.

## 2. Youth Unemployment across Europe

The chart below shows the youth unemployment rate across European Union countries. Figures are published by Eurostat (the EU's statistical authority) and therefore may differ from what is published elsewhere in this briefing.

Greece had the highest rate of youth unemployment in January-March 2019 at 39.8%. Germany had the lowest youth unemployment rate at 5.4%.

The UK youth unemployment rate was 10.4%, compared to 14.4% for the European Union as a whole.



Notes: Seasonally adjusted. Rate refers to the percentage of economically active young people aged 15-24 who are unemployed (16-24 year olds in UK, Italy and Spain).

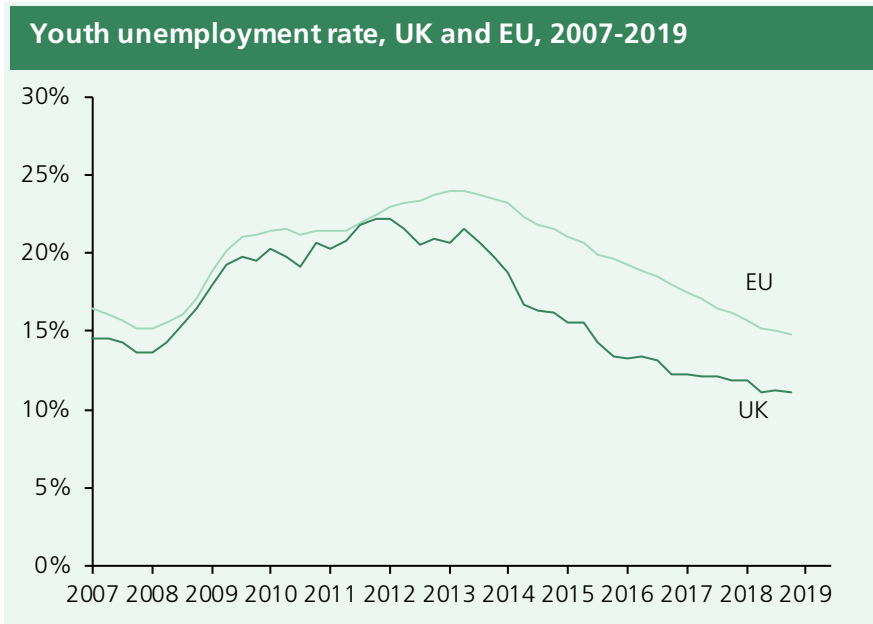
Source: Eurostat

### Recent trend in youth unemployment in the EU

The UK's youth unemployment rate has consistently been lower than the rate across the EU as a whole.

Since 2013, the youth unemployment rate has been on a downward trend in both the UK and for the EU as a whole.

The youth unemployment rate fell by 8.4% points in the UK between January-March 2014 and January-March 2019, compared to a decrease of 8.8% points for the EU.



Notes: Seasonally adjusted. Rate refers to the percentage of economically active young people aged 15-24 who are unemployed (16-24 year olds in UK, Italy and Spain).

Source: Eurostat

### About the Library

The House of Commons Library research service provides MPs and their staff with the impartial briefing and evidence base they need to do their work in scrutinising Government, proposing legislation, and supporting constituents.

As well as providing MPs with a confidential service we publish open briefing papers, which are available on the Parliament website.

Every effort is made to ensure that the information contained in these publically available research briefings is correct at the time of publication. Readers should be aware however that briefings are not necessarily updated or otherwise amended to reflect subsequent changes.

If you have any comments on our briefings please email [papers@parliament.uk](mailto:papers@parliament.uk). Authors are available to discuss the content of this briefing only with Members and their staff.

If you have any general questions about the work of the House of Commons you can email [hcinfo@parliament.uk](mailto:hcinfo@parliament.uk).

### Disclaimer

This information is provided to Members of Parliament in support of their parliamentary duties. It is a general briefing only and should not be relied on as a substitute for specific advice. The House of Commons or the author(s) shall not be liable for any errors or omissions, or for any loss or damage of any kind arising from its use, and may remove, vary or amend any information at any time without prior notice.

The House of Commons accepts no responsibility for any references or links to, or the content of, information maintained by third parties. This information is provided subject to the [conditions of the Open Parliament Licence](#).