



Department  
for Education



Ministry  
of Justice

# **Education, children's social care and offending**

**Descriptive Statistics**

**March 2022**

## Contents

<b>Executive summary .....</b>	<b>4</b>
<b>Introduction.....</b>	<b>4</b>
Defining the study population.....	5
Defining the all-pupil cohort.....	5
Defining the offending cohort.....	7
Key points on the analysis: interpreting results.....	9
<b>Section 1: Analysis of key demographic, education, and children’s social care variables.....</b>	<b>11</b>
Key findings .....	11
Gender.....	12
Age .....	13
Ethnicity .....	14
Free school meals.....	16
Attainment at key stage 2 and key stage 4 .....	17
Persistent absence .....	19
Suspensions and permanent exclusion .....	22
Alternative provision.....	25
Special Educational Needs (SEN) .....	27
Children known to children’s social care .....	31
<b>Section 2: Further analysis of serious violence offending .....</b>	<b>34</b>
Key findings .....	34
Previous offences .....	35
Sequencing of education and social care factors with serious violence offences .....	36
Persistent absence.....	36
Suspensions and permanent exclusions .....	37
Alternative provision .....	41
Special Educational Needs (SEN).....	41
Children’s social care .....	43
Attainment .....	46
Time missed from school .....	49
Number of suspensions and permanent exclusions.....	50
<b>Section 3: Further analysis of children whose offending had been prolific.....</b>	<b>52</b>
Key findings .....	52

Free school meals.....	53
Attainment at key stage 2 and key stage 4 .....	53
Persistent absence, suspensions, and permanent exclusion.....	54
Alternative provision.....	55
Special Educational Needs (SEN) .....	55
Children known to children’s social care .....	56
<b>Section 4: Analysis of key education and children’s social care variables by disposal type.....</b>	<b>59</b>
Key findings .....	59
Free school meals.....	60
Attainment at key stage 2 and key stage 4 .....	61
Persistent absence, suspensions, and permanent exclusion.....	62
Alternative provision.....	63
Special Educational Needs (SEN) .....	63
Children known to children’s social care .....	64
<b>Annex A: Glossary .....</b>	<b>66</b>
<b>Annex B: Serious Violence definition – list of offences .....</b>	<b>70</b>
<b>Annex C: Data sources.....</b>	<b>75</b>
<b>Annex D: Comparison of characteristics by offending and pupil group</b>	<b>78</b>

## Executive summary

This analysis looks at the education and children's social care background of children who had been cautioned or sentenced for an offence. Using the Ministry of Justice and Department for Education data share, three offending groups are identified in this publication: approximately 77,300 children who had been cautioned or sentenced for an offence, which is equivalent to 5% of the total pupil cohort; approximately 18,000 children who had been cautioned or sentenced for a serious violence offence (equivalent to 1.1% of the total pupil cohort), and approximately 12,300 children whose offending had been prolific (equivalent to 0.8% of the total pupil cohort).

## Introduction

This paper investigates the education and children's social care background of children who had been cautioned or sentenced for an offence, based on key variables from the Ministry of Justice and Department for Education data share that took place in 2020. The share covers offending data up to the end of 2017 and education and social care data up to the end of academic year 2017/18.

The descriptive statistics analysis has been produced to provide greater insight into the education and children's social care background of children who had been cautioned or sentenced for an offence, including attainment outcomes and characteristics. However, this analysis does not imply there is a causal link between the educational outcomes, characteristics and offending. Please note this is a descriptive statistics publication of census data<sup>1</sup> and as such does not include any tests for statistical significance; there will be a further publication using more complex analytical methods to understand the relationships between education, children's social care and offending.

Section 1 includes a high-level analysis of demographic factors as well as several key education and children's social care variables, including:

- Gender
- Age
- Ethnicity
- Free school meal eligibility
- Attainment at key stage 2 and key stage 4
- School absences
- Suspensions and permanent exclusion
- Alternative provision
- Special Educational Needs (SEN)
- Children known to children's social care

---

<sup>1</sup> Meaning this is not a sample taken from the study population, but is a census of the whole study population

Section 2 provides a more in-depth analysis of the characteristics and experiences of children who had been cautioned or sentenced for a serious violence offence, including previous offending, time missed from school due to suspension, and a focus on the sequencing of suspensions/permanent exclusion and serious violence offences.

Section 3 provides a more detailed analysis of the educational characteristics for children whose offending had been prolific, including suspensions, permanent exclusion and attainment.

Section 4 provides a breakdown of the key education and children's social care variables by disposal type<sup>2</sup> and sentence length.

For more details on the data share that this analysis is based on, refer to the separately published Technical Note, and Annex C at the end of this paper. The data and variables used in the analysis for this paper are presented in the accompanying tables (with the source table referenced in this paper, where relevant).

## Defining the study population

### Defining the all-pupil cohort

The cohorts of children within this analysis includes all pupils who finished key stage 2 (KS2) in 2007/08, 2008/09 or 2009/10 and were aged 10 at the start of these academic years. Therefore, this cohort has a key stage 4 (KS4) academic year of 2012/13, 2013/14 or 2014/15 amounting to approximately 1.63 million pupils. For these children, all their records from Year 1 to Year 13 (or equivalent) are included. Pupils who do not have a KS4 record are not included (See figure 1 below).

Pupils who attended an independent primary or secondary school have been excluded from the data as their characteristics are not recorded, except for those registered in independent AP settings. The cohorts were selected in this way to maximise data coverage and balance data availability across each of the datasets provided in the share.

Children that appear on a school census at the end of KS2 and the end of KS4 have been included in this analysis, with allowances for those that have moved ahead or been kept behind by one or more school years. Independent AP schools have been included, however those with KS4 results at mainstream independent schools have been removed.

---

<sup>2</sup> In this publication, the disposals of interest are immediate custody, suspended sentences, absolute or conditional discharges, community penalties, fines, cautions. Disposals not included in this list have been categorised as 'other'. Where a child who has committed an offence has been sentenced to immediate custody, the disposal has been grouped by length of sentence: 0 to 6 months, over 6 and up to 12 months, over 12 and up to 24 months and over 24 months. For more information on defining disposal types, please see Annex A.

**Figure 1: Year group breakdown for the all-pupil cohort**

Academic Year	KS4 Academic Year 2014/15	KS4 Academic Year 2013/14	KS4 Academic Year 2012/13
2016/17	Year 13		
2015/16	Year 12	Year 13	
2014/15	Year 11	Year 12	Year 13
2013/14	Year 10	Year 11	Year 12
2012/13	Year 9	Year 10	Year 11
2011/12	Year 8	Year 9	Year 10
2010/11	Year 7	Year 8	Year 9
2009/10	Year 6	Year 7	Year 8
2008/09	Year 5	Year 6	Year 7
2007/08	Year 4	Year 5	Year 6
2006/07	Year 3	Year 4	Year 5
2005/06	Year 2	Year 3	Year 4
2004/05	Year 1	Year 2	Year 3
2003/04		Year 1	Year 2
2002/03			Year 1

Results are provided for the all-pupil cohort (including all children who had been cautioned or sentenced for an offence) for comparison purposes<sup>3</sup>.

The findings presented throughout this publication are the combined results of all three cohorts, with the exception of findings discussing:

- a) **KS4 attainment:** This is due to the implementation of two major reforms in 2013/14<sup>4</sup> which affect the calculation of KS4 performance measures data. Since the cohorts in the analysis are matched to years in the KS4 attainment data that fall either side of this reform, KS4 results for these cohorts cannot be combined to look at overall figures. Therefore, when analysing KS4 attainment, the analysis refers to the results of those with KS4 academic year 2014/15 as this provides the most recent indicator of academic achievement.
- b) **Children known to children’s social care:** Full children in need (CIN) data is available from 2011/12, term 3<sup>5</sup>. Children are included in this

<sup>3</sup> Offender numbers and pupil population figures quoted in this analysis may differ when analysing different education variables, since the information on these variables may not be recorded for all offenders and pupils.

<sup>4</sup> The two major reforms referenced: 1) Professor Alison Wolf’s Review of Vocational Education recommendations which: restrict the qualifications counted; prevent any qualification from counting as larger than one GCSE; and cap the number of non-GCSEs included in performance measures at two per pupil, and 2) an early entry policy to only count a pupil’s first attempt at a qualification, in subjects counted in the English Baccalaureate.

<sup>5</sup> The CIN census was introduced in 2008/09, and initially covered a reduced 6-month period. A full year collection was introduced in 2009 – 2010, however a number of local authorities

CIN analysis if they have been recorded as a child in need on the 31st March in any period between the ages of 12 – 16. Those matched to earlier years in the KS4 attainment data will have less coverage than those matched to later years. For example: those with KS4 academic year 2012/13 have coverage from age 14 and above. To maximise coverage of the CIN data and avoid skewed results, analysis of children in need and children who are looked after is based on children matched to KS4 academic year 2014/15 only.

The figures for individual years can be found in the accompanying tables.

## Defining the offending groups

‘Children who had been cautioned or sentenced for an offence’ relates to all children and young people in the linked data who were in the academic years described above, and who been cautioned or sentenced for any offence recorded on the Police National Computer over the defined coverage period<sup>6</sup>. All cohorts in this analysis are limited to ages 10-17. This means that for each cohort, the last year of offending data would be during Year 13 (or equivalent). This is to ensure that each child had the same amount of time to offend – if the data was not limited by age, then children born in earlier years would have more years of data available to record offences, thereby skewing the results.

The analysis has identified approximately 77,300 children who had been cautioned or sentenced for an offence, which is equivalent to 5% of the all-pupil cohort. As well as ‘children who had been cautioned or sentenced for an offence’, two other offending groups have been included in this analysis:

1. ‘Children who had been cautioned or sentenced for a serious violence offence’ (approximately 18,000 children).
  - The definition of serious violence offences based broadly on the following categories of offence groups and offence types: indictable only ‘violence against the person’ offences, indictable only ‘robbery offences’, and triable either way or indictable only ‘possession of weapons offences’<sup>7</sup>.
2. ‘Children whose offending had been prolific’ (approximately 12,300 children).
  - This is defined as those who are aged 10-17 and have 4 or more previous cautions or convictions, or have 8 or more cautions or convictions aged 18-20,

---

were unable to provide a complete, clean children in need return for that year. Reviews were carried out on the CIN census and resulted in some data items being removed from the 2010 – 2011 collection onward.

<sup>6</sup> The data share covers offences in the period 2000 – 2017. However, to reduce the skew of the data, the offence may have been committed at any point over a defined coverage period related to the offending group’s academic year. The coverage period for the offending group with a KS2 academic year of 2007/08 is 2000 - 31 August 2015, a KS2 academic year of 2008/09 is 2000 - 31 August 2016 and a KS2 academic year of 2009/10 is 2000 - 31 August 2017.

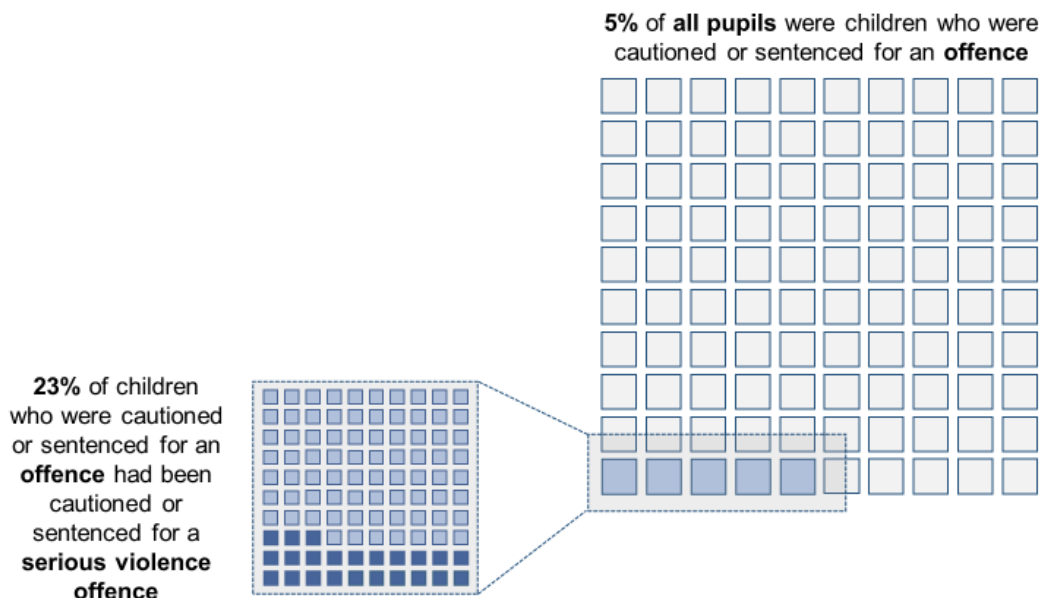
<sup>7</sup> A full list of offences included in the definition can be found in Annex B and the separate Technical Note.

of which 4 or more were received whilst the individual was aged between 18 and 20.<sup>8</sup>

The analysis looks separately and independently at children who had been cautioned or sentenced for an offence, for a serious violence offence, and children whose offending had been prolific. It does not consider any interactions between those who had been cautioned or sentenced for an offence, for a serious violence offence and whose offending had been prolific. Children who have been cautioned or sentenced for a serious violence offence, and children whose offending has been prolific, are considered as subsets of children who have been cautioned or sentenced for an offence. Therefore, the findings for each of these groups are not additive as individuals can be considered within more than one group.

Approximately 23% of the 'children who had been cautioned or sentenced for an offence' group are in the 'children who had been cautioned or sentenced for a serious violence offence' group, and 16% are in the 'children whose offending had been prolific' group (See figures 2 and 3). This is equivalent to 1.1% and 0.8% of the total pupil cohort respectively.

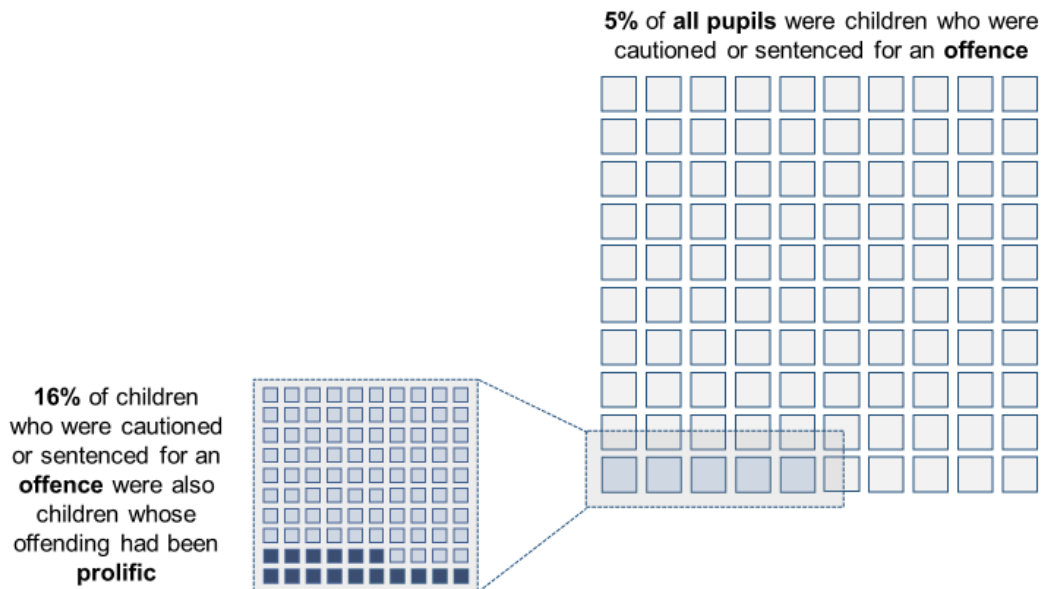
**Figure 2: The proportion of children who had been cautioned or sentenced for an offence that had also been cautioned or sentenced for a serious violence offence, and the proportion of children who had been cautioned or sentenced for an offence, for pupils matched to KS4 academic years 2012/13, 2013/14 and 2014/15 (Source: Table 1.1.1)**



<sup>8</sup> This definition is in line with MoJ definition of a juvenile prolific offender and a young adult prolific offender. Adult prolific offenders have not been included in this analysis as no individuals in the cohort fall into this category. For more information on defining prolific offenders, please see the below link:  
[https://assets.publishing.service.gov.uk/government/uploads/system/uploads/attachment\\_data/file/659655/prolific-offenders-2017.pdf](https://assets.publishing.service.gov.uk/government/uploads/system/uploads/attachment_data/file/659655/prolific-offenders-2017.pdf)



**Figure 3: The proportion of children who had been cautioned or sentenced for an offence whose offending had also been prolific, and the proportion of children who had been cautioned or sentenced for an offence, for pupils matched to KS4 academic years 2012/13, 2013/14 and 2014/15 (Source: Table 1.1.1)**



## Key points on the analysis: interpreting results

Care should be taken when interpreting this analysis as the findings do not imply a causal link between the educational or children's social care characteristics and being cautioned or sentenced for an offence. Future work using these data will aim to build upon this analysis to better understand the relationships between the outcomes and characteristics in this publication.

The education variables included in this paper have generally been analysed independently of each other. It is important to note that there may be links between these key variables which have not been factored into the analysis, and other factors which could not be taken into account.

Children who had been cautioned or sentenced for a serious violence offence and children whose offending had been prolific represent a small, atypical group of young people; their results should not be assumed to be representative of all children who have been cautioned or sentenced for an offence or young people more generally.

The data used for this publication allows us to see what proportion of a certain offending group have a characteristic, as well as being able to see what proportion of children with a characteristic are also in the offending groups. For example, approximately 76% of children who had been cautioned or sentenced for a serious violence offence were known to have ever been eligible for free school meals (FSM), but it is not possible to conclude from these findings that there is a causal relationship between FSM eligibility and being cautioned or sentenced for a serious violence offence (or vice versa).

Indeed, those children who have been cautioned or sentenced for a serious violence offence identified as being eligible for FSM made up 2% of all pupils known to be eligible for FSM.

If there were a causal link, a much higher number might be expected. Whilst it can be said that most children who have ever been cautioned or sentenced for a serious violence offence have also been eligible for FSM at some stage, it is not true that most children eligible for FSM are also cautioned or sentenced for a serious violence offence. This is a pattern which emerges throughout this analysis. It is therefore important to consider this when reading the publication.

In addition to those given above, there are other reasons why this analysis cannot draw causal links. For example, there are many additional factors which could influence someone's offending behaviour for which the data is not available for this analysis. The factors looked at in this paper come from education, children's social care, and offending datasets, meaning there are many unobserved factors which have not been accounted for here, for example health characteristics.

### **Defining 'ever'**

It is important to note that this analysis will not be directly comparable with other published government statistics. Unless otherwise specified, when referencing whether a child has "ever" had a certain characteristic, the analysis considers all periods up to the end of KS4. This methodology may differ from that of other published statistics where, for example, only the previous six years are considered. For this reason, figures discussed here may appear higher than those available in other publications.

## Section 1: Analysis of key demographic, education, and children’s social care variables

This section compares the characteristics of the pupil cohort with children who had been cautioned or sentenced for any offences, children who had been cautioned or sentenced for a serious violence offence, and children whose offending had been prolific.

A high-level analysis of key demographic and education variables in relation to all cohorts included in this analysis reveals the following:

### Key findings

<p><b>Children who were cautioned or sentenced for a serious violence offence, or whose offending had been prolific, were a small proportion of children who were cautioned or sentenced for an offence</b></p>	<p>23% of children who had been cautioned or sentenced for an offence are also children who were cautioned or sentenced for a serious violence offence. 16% of children who had been cautioned or sentenced for an offence were also children whose offending had been prolific.</p>
<p><b>Higher attainment was achieved in Maths at KS2 than English among the offending groups</b></p>	<p>60% of those cautioned or sentenced for an offence achieved a level 4 or above in Maths, and 54% achieved the equivalent in English. 58% of those cautioned or sentenced for a serious violence offence, achieved a level 4 or above in Maths, and 51% achieved the equivalent in English. The results for those whose offending had been prolific were slightly lower, with 52% achieving a level 4 or above in Maths and 42% achieving the equivalent in English. The equivalent figure for the overall population was 77% in both subjects.</p>
<p><b>High proportions of the offending groups were suspended. However, most children that were suspended were not in the offending groups</b></p>	<p>23% of those that had ever been suspended were also cautioned or sentenced for an offence. 6% of children that had ever been suspended were also cautioned or sentenced for a serious violence offence, and 5% were cautioned or sentenced for a prolific number of offences.</p>
<p><b>A high proportion of children who had been permanently excluded were cautioned or sentenced for an offence. However, the majority of those permanently excluded were not in the other offending groups</b></p>	<p>59% of children that had ever been permanently excluded were also cautioned or sentenced for an offence. 22% of children that had ever been permanently excluded were also cautioned or sentenced for a serious violence offence, and 21% were cautioned or sentenced for a prolific number of offences.</p>

<p><b>A lower proportion of children who had attended AP were cautioned or sentenced for a serious violence offence, or for a prolific number of offences, than for any offence</b></p>	<p>14% of children who had attended AP were cautioned or sentenced for a serious violence offence. The figure for those who were cautioned or sentenced for any offence was 41%.</p>
<p><b>High proportions of the offending groups were recorded as having Special Educational Needs (SEN)</b></p>	<p>80% of those who had been cautioned or sentenced for an offence, and 87% of those cautioned or sentenced for a serious violence offence, had been recorded as ever having SEN. 95% of those whose offending had been prolific had been recorded as ever having SEN. 45%<sup>9</sup> of the all-pupil population had been recorded as ever having SEN at some point up to the end of KS4.</p>
<p><b>High proportions of the offending groups were persistently absent. However, most children that were persistently absent were not in the offending groups</b></p>	<p>9% of those that had ever been persistently absent were also cautioned or sentenced for an offence. 2% of children that had ever been persistently absent were also cautioned or sentenced for a serious violence offence, and 2% were cautioned or sentenced for a prolific number of offences.</p>
<p><b>Children in the offending groups were more likely to have been known to children's social care than the overall population</b></p>	<p>32% of those cautioned or sentenced for an offence, and 38% of children cautioned or sentenced for a serious violence offence, were a child in need. 60% of those whose offending had been prolific had been a child in need. The figure for the overall population was 6%<sup>10</sup>.</p>

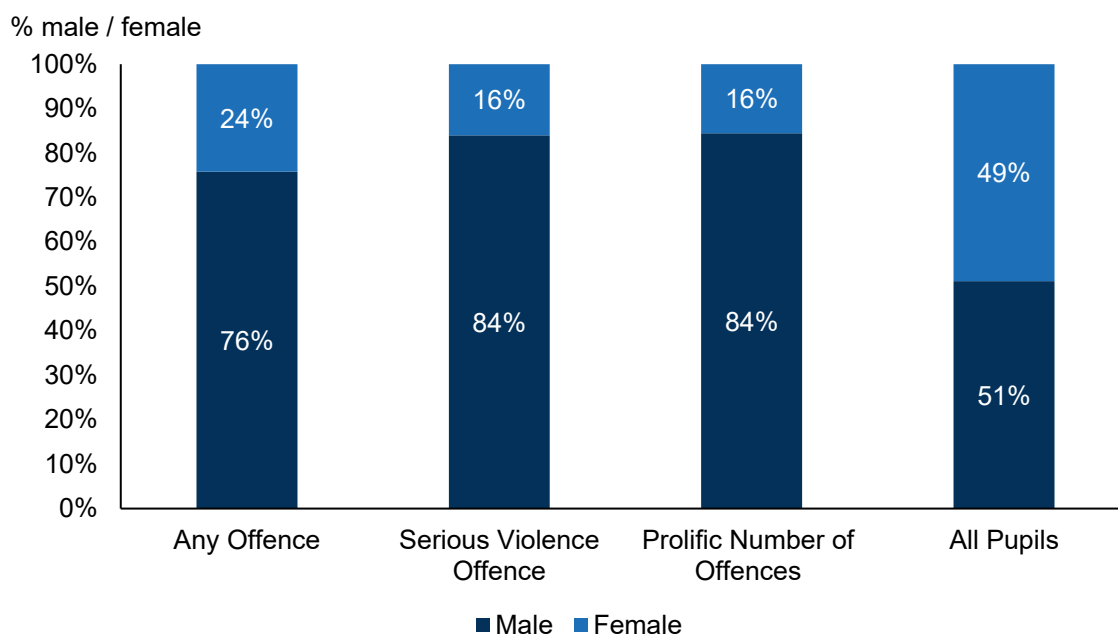
## Gender

Male pupils were over-represented amongst children who had been cautioned or sentenced for an offence, with children whose offending had been prolific containing the highest proportion, at 84%. This is marginally higher than children who have been cautioned or sentenced for a serious violence offence, which is also 84% to the nearest whole number. In comparison, 76% of all children who had been cautioned or sentenced for an offence and 51% of the pupil cohort was male (see figure 4).

<sup>9</sup> These figures combine the proportion of those who have ever had SEN support (but never with an Education, Health and Care plan (EHC plan)) and those who have ever had an EHC plan.

<sup>10</sup> These figures show proportions of children known to social care who entered KS4 in academic year 2014/15 only.

**Figure 4: The gender breakdown of offending and pupil group, for all pupils matched to KS4 academic years 2012/13, 2013/14 and 2014/15 (Source: Table 1.1.1)**



## Age

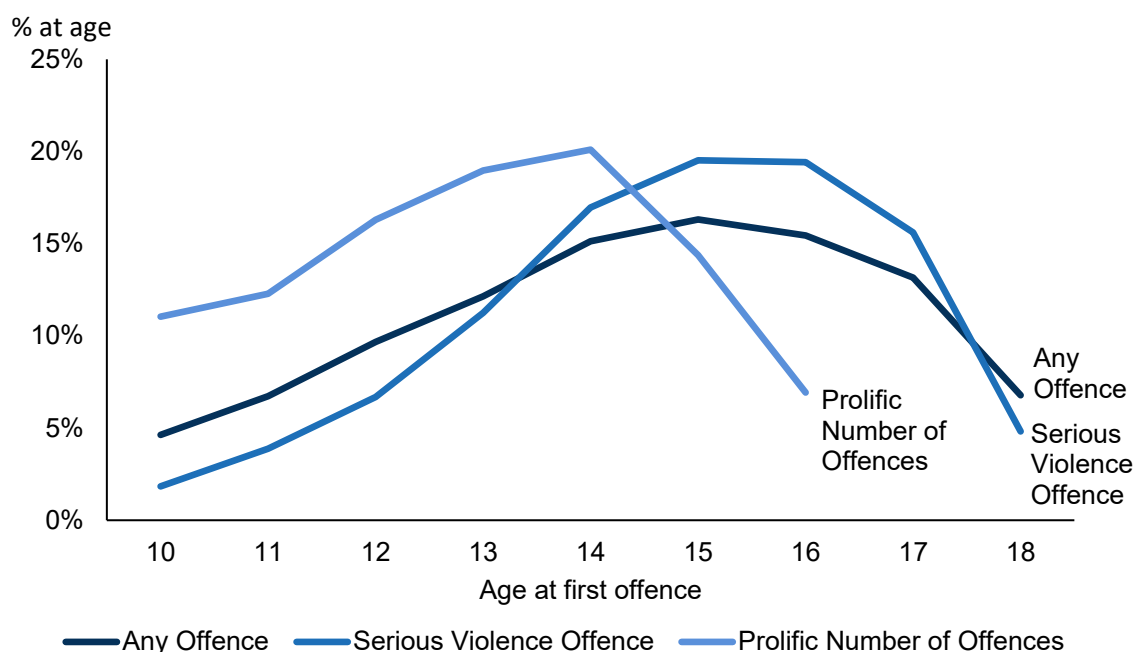
Within the age range of 10-17, age at first offence for all children who had been cautioned or sentenced for an offence tended to peak in the mid-teens.

The age profiles, as measured by the age at first offence, differed between the children who had been cautioned or sentenced for an offence, children who had been cautioned or sentenced for a serious violence offence and children whose offending had been prolific groups. For children who had been cautioned or sentenced for an offence, 47% of children were aged 14-16 years when they were cautioned or sentenced for their first offence<sup>11</sup>. There is a more pronounced pattern for children who had been cautioned or sentenced for a serious violence offence - 56% of children were aged 14-16 years when they were cautioned or sentenced for their first serious violence offence (See figure 5).

For children whose offending had been prolific, first offences tended to occur at a younger age – 78% of first offences occurred before the age of 15. This is perhaps unsurprising given that the definition of prolific offending requires multiple offences, which is made more possible when the first offence occurs at a younger age.

<sup>11</sup> All offences were included in the analysis of age at first offence for children who had been cautioned or sentenced for an offence, and for children whose offending had been prolific, irrespective of whether they were also serious violence offences. Serious violence offences only were included in the analysis for children who had been cautioned or sentenced for a serious violence offence.

**Figure 5: The proportion of children relative to their age at first offence by offending group, for pupils matched to KS4 academic years 2012/13, 2013/14 and 2014/15 (Source: Table 1.3.1)<sup>12</sup>**



## Ethnicity

Pupils from ethnic minority groups (including White minorities) were over-represented amongst children who had been cautioned or sentenced for an offence.

Ethnicity<sup>13</sup> has two different categorisations in the school census – ethnic group major and ethnic group minor. Ethnic group major contains wider categories (Asian, Black, Chinese, White, Mixed, Unclassified, Any Other Ethnic Group) whereas ethnic group minor is more detailed<sup>14</sup>.

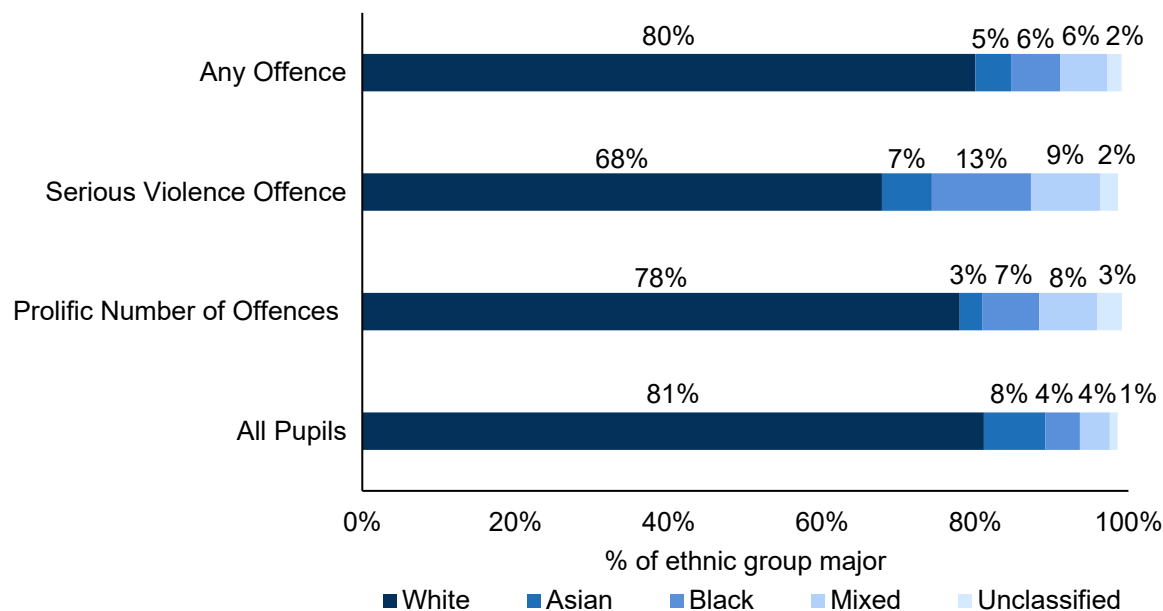
<sup>12</sup> Some figures have been suppressed to prevent the disclosure of personal information.

<sup>13</sup> Where a pupil's ethnicity changes over time, the most recent ethnicity has been taken. Ethnicity information has been taken from the DfE school census, and from 2011, could only be completed by the child or their parents.

<sup>14</sup> Ethnic group minor categories include Bangladeshi, Indian, Any Other Pakistani Background, Pakistani, Black African, Black Caribbean, Any Other Black Background, Chinese, Any Other Mixed Background, White and Asian, White and Black African, White and Black Caribbean, Information Not Yet Obtained, Any Other Ethnic Group, Refused, White British, White Irish, Traveller of Irish Heritage, Any Other White Background, Gypsy/Roma

## Ethnic group major

**Figure 6: The proportion of all pupils split by ethnic group major, offending and pupil group, for pupils matched to KS4 academic years 2012/13, 2013/14 and 2014/15 (Source: Table 1.2.1)<sup>15</sup>**



For children who had been cautioned or sentenced for an offence, the proportion classified as White was 80%, followed by Black (6.4%), Mixed (6.1%) and Asian (4.7%) (See figure 6).

For children who had been cautioned or sentenced for a serious violence offence, the most common ethnicity was White (68%) followed by Black (13%) and Mixed (9%) (See figure 6).

The children whose offending had been prolific cohort again shows a divergence from the all-pupil and children who had been cautioned or sentenced for an offence cohort. The most common ethnicity was White (78%), followed by Mixed (7.6%) and Black (7.4%) (See figure 6).

In the all-pupil cohort, White was the most common ethnicity recorded (81%), followed by Asian (8%), Black (4.5%) and Mixed (3.9%) (See figure 6).

## Ethnic group minor<sup>16</sup>

For children who had been cautioned or sentenced for an offence, the proportion with a White British ethnicity was 77%, followed by White and Black Caribbean (2.9%), Black African (2.9%) and Black Caribbean (2.7%).

<sup>15</sup> Totals do not sum to 100% due to data suppression

<sup>16</sup> For a more detailed breakdown of ethnic group minor, see accompanying publication tables

The largest difference is seen in children who had been cautioned or sentenced for a serious violence offence where the most common ethnicity was White British (64%) followed by Black Caribbean (5.8%) and Black African (5.5%).

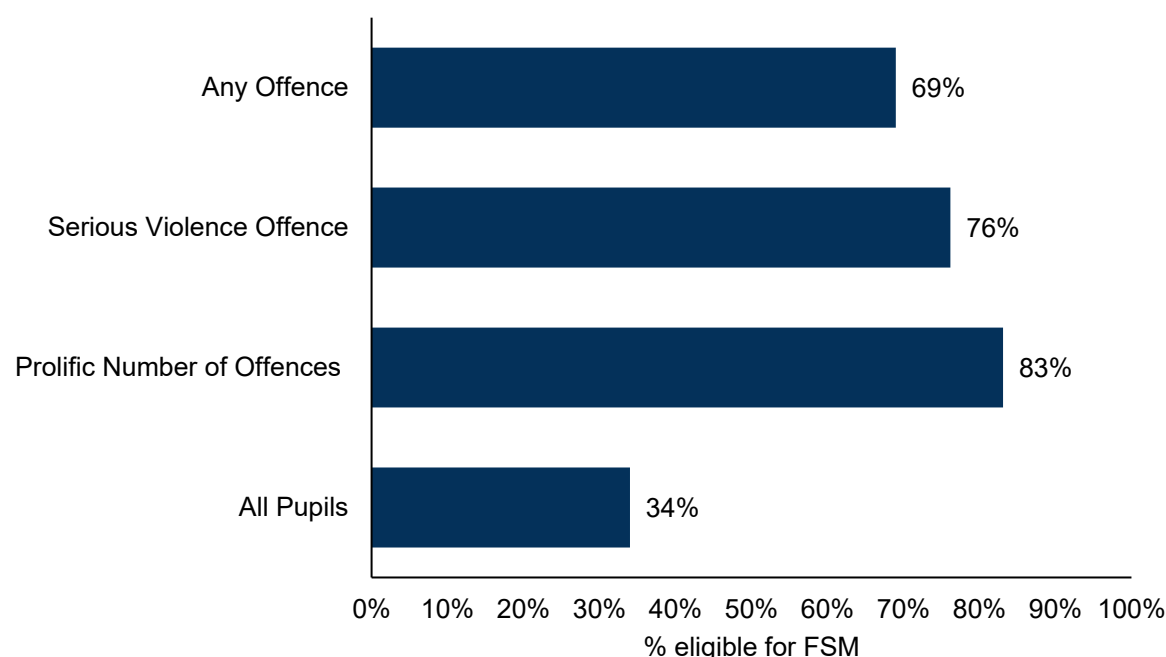
The group of children whose offending had been prolific again shows a divergence from the all-pupil and children who had been cautioned or sentenced for an offence cohort with White British at 74%, followed by White and Black Caribbean at 3.8% and Black Caribbean at 3.5%.

In the all-pupil cohort, White British was the most common ethnicity recorded (78%), followed by Pakistani (3.2%), Any Other White Background (2.8%) and Black African (2.6%).

## Free school meals

Children who had been cautioned or sentenced for an offence were more likely to be eligible for free school meals (FSM)<sup>17</sup> than the all-pupil cohort, with children whose offending had been prolific having the highest proportion of children eligible for FSM.

**Figure 7: Proportion of all pupils eligible for free school meals (FSM) by offending and pupil group, for pupils matched to KS4 academic years 2012/13, 2013/14 and 2014/15 (Source: Table 1.8.1)**



69% of all children who had been cautioned or sentenced for an offence had ever been eligible for FSM, compared with 76% of children who had been cautioned or sentenced for a serious violence offence and 83% of children

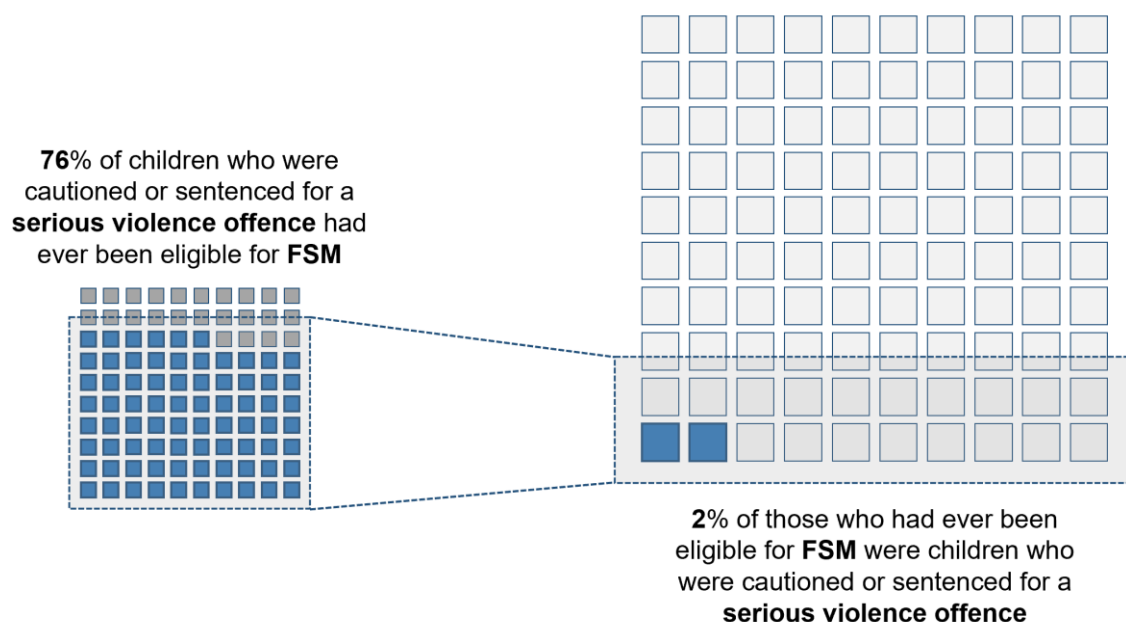
<sup>17</sup> The metric for free school meals (FSM) used in this analysis is FSM eligibility. Children are FSM eligible if a claim has been made by them, or on their behalf, and eligibility has been confirmed.



whose offending had been prolific. This amounts to approximately 53,400, 13,700 and 10,200 children respectively. This compares to 34% of the all-pupil cohort, approximately 560,700 children (See figure 7).

However, whilst the majority of children who had been cautioned or sentenced for an offence had ever been eligible for FSM, it is not the case that the majority of children eligible for FSM are also cautioned or sentenced for an offence: only 10% of those that had ever been eligible for FSM had also ever been cautioned or sentenced for an offence, and only 2% had ever been cautioned or sentenced for a serious violence offence, and 2% had been cautioned or sentenced for a prolific number of offences (See figure 8).

**Figure 8: The proportion of children who had been cautioned or sentenced for a serious violence offence and had ever been eligible for free school meals (FSM), and all pupils who had ever been eligible for FSM, for pupils matched to KS4 academic years 2012/13, 2013/14 and 2014/15 (Source: Table 1.8.1)**



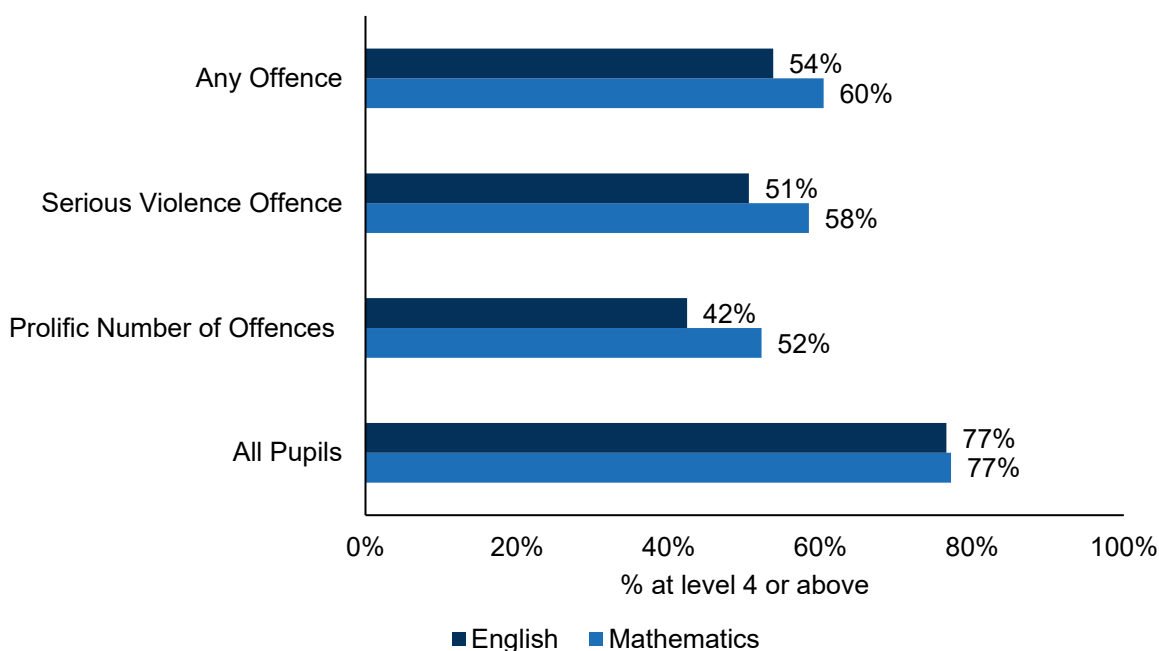
## Attainment at key stage 2 and key stage 4

A lower proportion of children who had been cautioned or sentenced for an offence achieved the expected standard in English and Maths at key stage 2 (KS2)<sup>18</sup>, or achieved various key stage 4 (KS4) benchmarks, compared to the all-pupil cohort.

<sup>18</sup> The figures discussed here are the combined results of all three cohorts, of whom reached the end of KS2 in 2007/08, 2008/09 and 2009/10. Based on the metrics used in this analysis, only a very small number of results for the 2009/10 cohort were withheld, in light of the boycott of the delivery of end of KS2 National Curriculum tests. It was determined that a sufficient volume of results were available for this cohort, and that the results of all three cohorts could be combined. Please see here for more information regarding the 2009/10 KS2 National Curriculum tests results: [National curriculum assessments: KS2 and KS3, 2010 \(provisional\) - GOV.UK \(www.gov.uk\)](http://www.gov.uk)

KS2 attainment differed across English and Maths, with children who had been cautioned or sentenced for an offence tending to perform worse in English compared to Maths. 54% of children who had been cautioned or sentenced for an offence, 51% of children who been cautioned or sentenced for a serious violence offence and 42% of children whose offending had been prolific achieved a level 4 or above in English. In comparison, 60% of children who had been cautioned or sentenced for an offence, 58% of children who had been cautioned or sentenced for a serious violence offence and 52% of children whose offending had been prolific achieved a level 4 or above in Maths. This compares to 77% of the pupil cohort that achieved a level 4 or above in English and 77% of the pupil cohort achieved a level 4 or above in Maths (See figure 9).

**Figure 9: Proportion of all pupils who achieved level 4 or above in English and Mathematics at key stage 2 (KS2) by offending and pupil group, for pupils matched to KS4 academic years 2012/13, 2013/14 and 2014/15 (Source: Table 1.10.1)<sup>19</sup>**

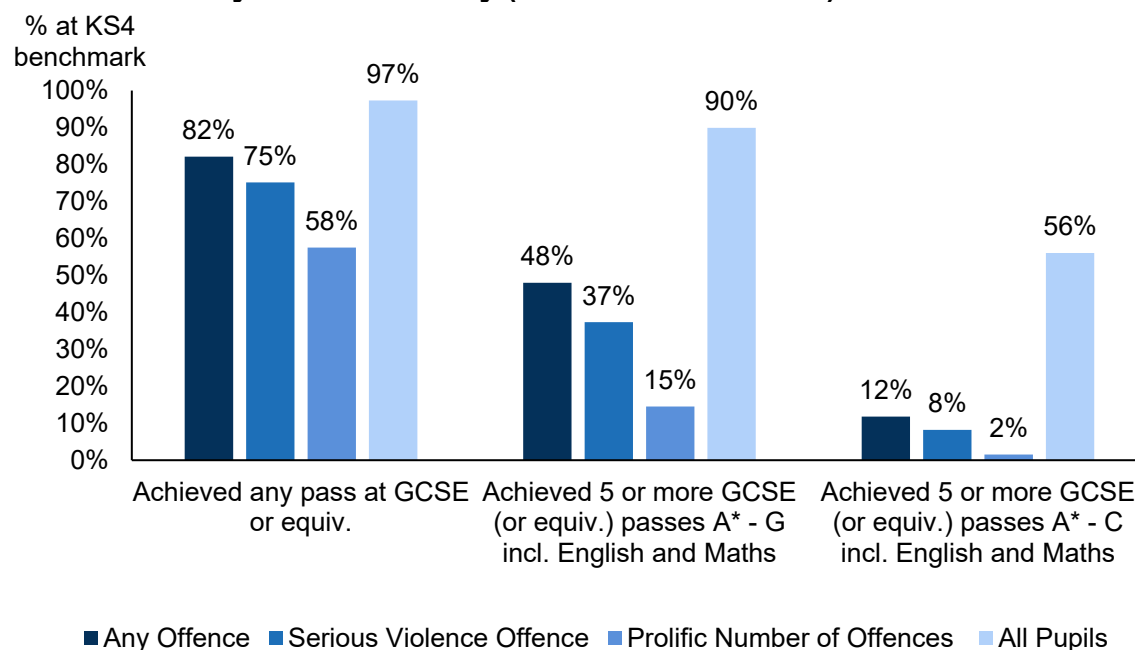


In 2014/15<sup>20</sup>, 82% of children who had been cautioned or sentenced for an offence, 75% of children who had been cautioned or sentenced for a serious violence offence, and 58% of children whose offending had been prolific achieved any pass at GCSE (or equivalent), compared with 97% of the pupil cohort (see figure 10).

<sup>19</sup> Note that figures have been rounded to the nearest whole number and as such the length of the 'All Pupils' bars reflect the difference in decimal places

<sup>20</sup> The implementation of two major reforms in 2013/14 that affect the calculation of KS4 performance measures data mean that findings for KS4 attainment cannot be combined over the three year groups, and the analysis will refer to the results of those with KS4 academic year 2014/15 only.

**Figure 10: Proportion of all pupils who achieved various key stage 4 (KS4) benchmarks by offending and pupil group, for pupils matched to KS4 academic year 2014/15 only (Source: Table 1.11.3)**



## Persistent absence

A child is said to be persistently absent (PA) if they miss 10% or more of the sessions (most sessions represent a half-day) they could possibly have attended in an academic year or term. For context, this would amount to between 6 and 7 days of a 13-week term or around 19 days for a school year<sup>21</sup>. This includes both authorised and unauthorised absences<sup>22</sup>.

For the following analysis, a pupil is marked as having ever been persistently absent if they have missed over 10% of their possible sessions over the course of a school year, not a term.

It is worth noting that persistent absence can include various reasons for absence, including absence due to being suspended or permanently excluded.<sup>23</sup>

Children who had been cautioned or sentenced for an offence were more likely to be persistently absent for any reason than the all-pupil cohort, with

<sup>21</sup> <https://commonslibrary.parliament.uk/research-briefings/sn07148/>

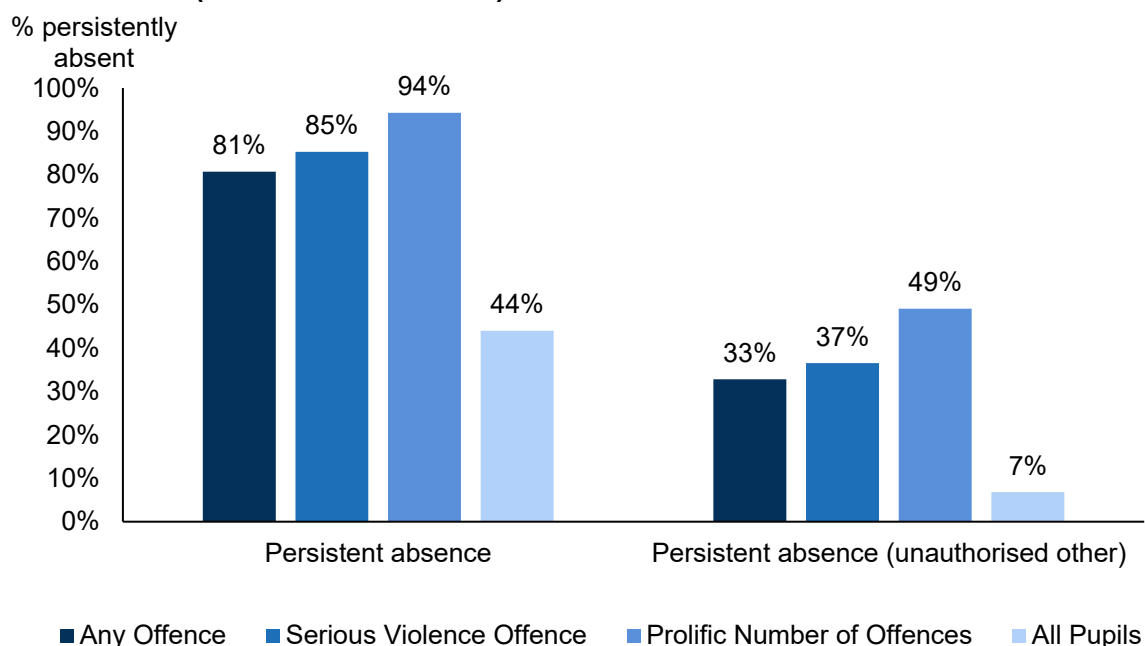
<sup>22</sup> For more information on the definition of pupil absences see ([Pupil absence statistics: methodology, Methodology – Explore education statistics – GOV.UK \(explore-education-statistics.service.gov.uk\)](#)). This was changed from 15% to 10% in September 2015.

<sup>23</sup> The definition of persistent absence includes all possible reasons for absence, including children whose absence was unauthorised, but the school was still provided with a reason for that absence (for example, an unagreed family holiday). The analysis has included this additional metric of absence (PAUO), as a way of differentiating those whose absence was not authorised and were unable to provide a valid reason for that absence, from those not attending school for any reason.

children whose offending had been prolific having the highest proportion of all reasons except for illness and family holidays.

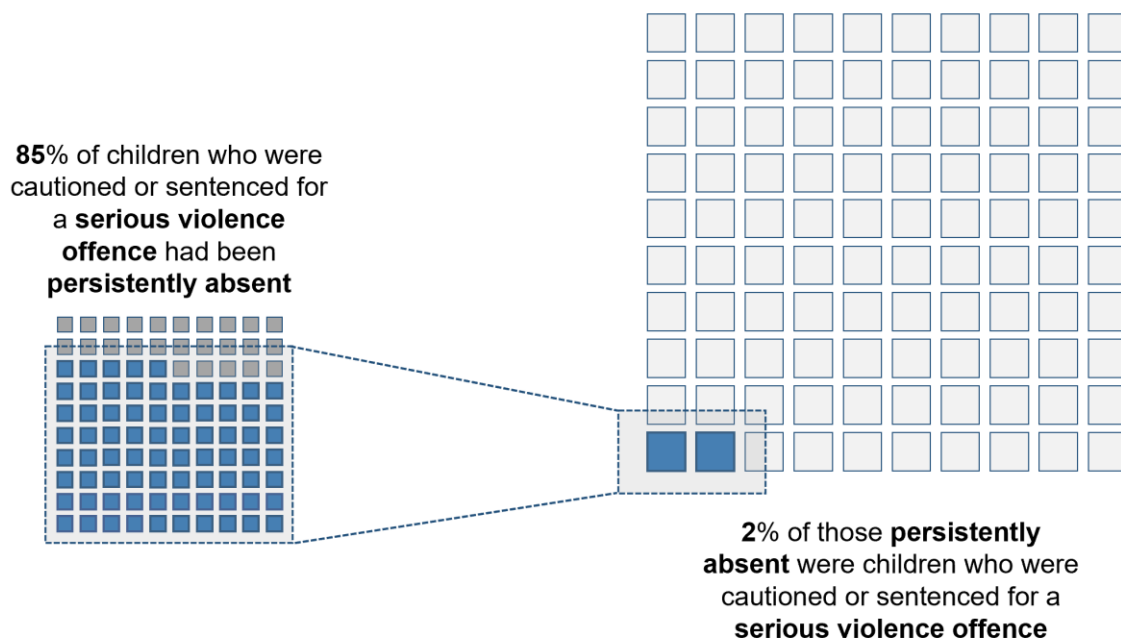
81% of children who had been cautioned or sentenced for an offence had ever been persistently absent, compared to 85% of children who had been cautioned or sentenced for a serious violence offence. Children whose offending had been prolific had the highest proportion recorded as persistently absent at 94%. This compares to 44% of the pupil cohort (See figure 11).

**Figure 11: Proportion of all pupils who had ever been persistently absent or persistently absent (unauthorised other) by offending and pupil group, for pupils matched to KS4 academic years 2012/13, 2013/14 and 2014/15 (Source: Table 1.7.1)**



Looking at the proportion of the persistently absent pupils who had ever been cautioned or sentenced for an offence: 9% of persistently absent pupils had been cautioned or sentenced for an offence, compared to 2% who had been cautioned or sentenced for a serious violence offence, and 2% whose offending had been prolific. Therefore, whilst it can be said that the majority of children who had been cautioned or sentenced for an offence had ever been persistently absent, it is not the case that the majority of persistently absent pupils also been cautioned or sentenced for an offence (See figure 12).

**Figure 12: The proportion of children who had been cautioned or sentenced for a serious violence offence and had been persistently absent, and all pupils who had been persistently absent, for pupils matched to KS4 academic years 2012/13, 2013/14 and 2014/15 (Source: Table 1.7.1)**



Schools use a set of national codes to record the reasons for any absences. As the rates of persistent absence are so high amongst the pupil cohort, below these codes are used to analyse the reasons why children are marked as persistently absent<sup>24</sup>.

The absence reason 'persistent absence unauthorised other' (PAUO) is used as a proxy for truancy. Looking at this reason code in isolation, 33% of children who had been cautioned or sentenced for an offence had ever been PAUO, compared to 37% of children who had been cautioned or sentenced for a serious violence offence, 49% of children whose offending had been prolific, compared to 7% of the all-pupil cohort (See figure 11).

Another possible reason for absence is due to a suspension<sup>25</sup>, where the pupil has been temporarily removed from the school<sup>26</sup>, and in some cases permanent exclusion. If this reason code is removed from the calculation of

<sup>24</sup> A breakdown of rates of persistent absence by reason code are included in the accompanying publication tables.

<sup>25</sup> Suspension means a 'fixed period' non-attendance on disciplinary grounds. It can't be open-ended but must have a defined end date that is fixed at the time when the suspension is first imposed.

<sup>26</sup> Where a child is not present in school due to receiving a suspension or permanent exclusion they will be marked as absent for the first six consecutive days of that suspension or permanent exclusion provided no alternative provision has been arranged within those six days, which will negatively influence the child's attendance rate. Where alternative provision has been arranged, they will be marked as attending that setting. It is therefore possible for children that have received successive suspensions within a term or year to see their overall absence equate to 10% of sessions possible or more.

persistent absence so as to avoid double counting, the proportions decrease slightly but follow the same pattern as above - 77% of children who had been cautioned or sentenced for an offence had ever been persistently absent, compared to 80% of children who had been cautioned or sentenced for a serious violence offence. Children whose offending had been prolific still had the highest proportion recorded as persistently absent at 89%. This compares to 43% of the all-pupil cohort.

Looking at persistently absent due to suspensions or permanent exclusions (PAE) in isolation, 14% of children who had been cautioned or sentenced for an offence had ever been PAE (persistently absent due to suspensions or permanent exclusions), compared to 21% of children who had been cautioned or sentenced for a serious violence offence, 33% of children whose offending had been prolific. This compares to 1% of the all-pupil cohort.

## **Suspensions and permanent exclusion**

A suspension is where a pupil has been temporarily removed from the school<sup>27</sup>, whilst a permanent exclusion is when a pupil is no longer allowed to attend a school<sup>28</sup>.

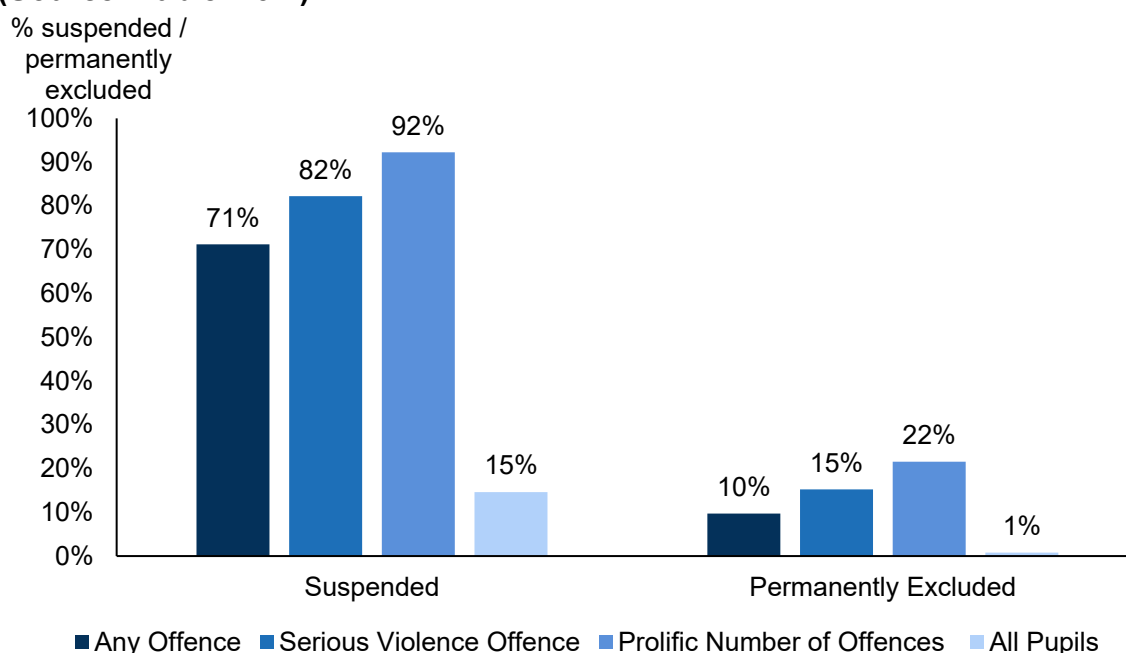
Children who had been cautioned or sentenced for an offence were more likely to be both suspended and permanently excluded than the all-pupil cohort, with children whose offending had been prolific having the highest proportion of suspensions and permanent exclusions.

---

<sup>27</sup> Prior to 2019/20, suspensions were referred to as fixed term exclusions.

<sup>28</sup> Note, suspensions data can include lunchtime suspensions, but suspensions during lunchtime have not been included in this analysis. Please see full definition here: [Pupil exclusion statistics: methodology, Methodology – Explore education statistics – GOV.UK \(explore-education-statistics.service.gov.uk\)](https://www.gov.uk/explore-education-statistics/service/gov.uk)

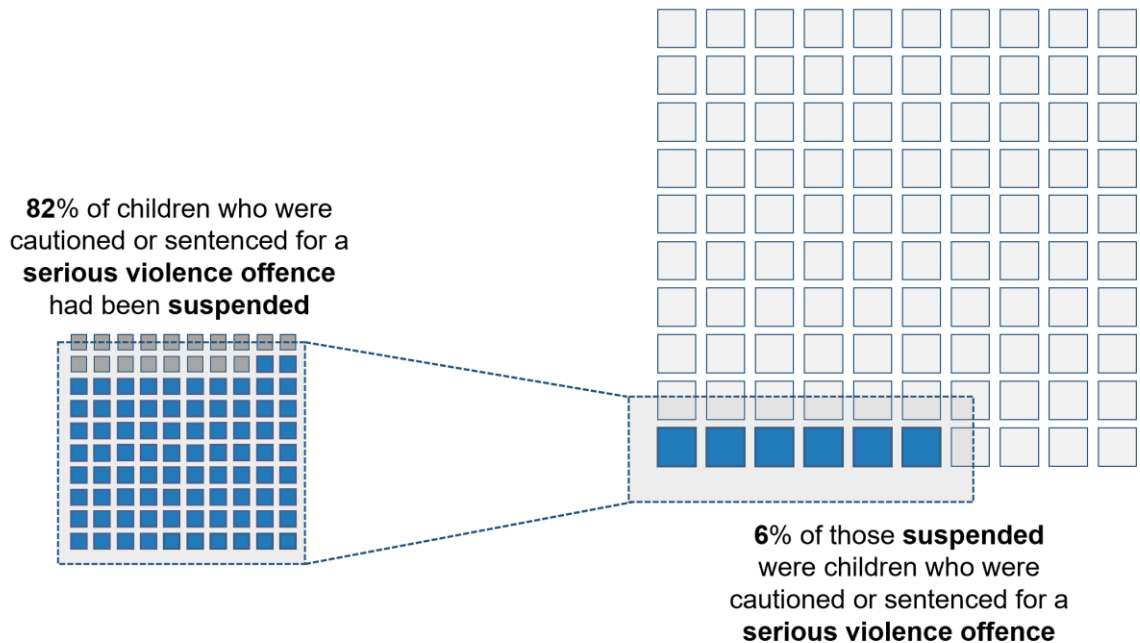
**Figure 13: The proportion of all pupils who had a record of being suspended or permanently excluded by offending and pupil group, for pupils matched to KS4 academic years 2012/13, 2013/14 and 2014/15 (Source: Table 1.9.1)**



71% of all children who had been cautioned or sentenced for an offence had ever received a suspension, compared to children who had been cautioned or sentenced for a serious violence offence (82%). A higher proportion of children whose offending had been prolific (92%) had been recorded as being suspended, compared to 15% of all pupils (See figure 13).

Considering the proportion of all suspended pupils who had also been cautioned or sentenced for an offence, 23% of suspended pupils had ever been cautioned or sentenced for an offence, compared to 6% who had been cautioned or sentenced for a serious violence offence, and 5% whose offending had been prolific. This shows us that, whilst the majority of children cautioned or sentenced for offences had also been suspended, it is not the case that most suspended pupils are cautioned or sentenced for offences (See figure 14).

**Figure 14: The proportion of children who had been cautioned or sentenced for a serious violence offence and had been suspended, and all pupils who had been suspended, for pupils matched to KS4 academic years 2012/13, 2013/14 and 2014/15 (Source: Table 1.9.1)**



Overall, 10% of children who had been cautioned or sentenced for an offence had been permanently excluded, compared with 15% of children who had been cautioned or sentenced for a serious violence offence. A larger proportion of children whose offending had been prolific (22%) had ever been permanently excluded, which compares with 1% of all pupils.

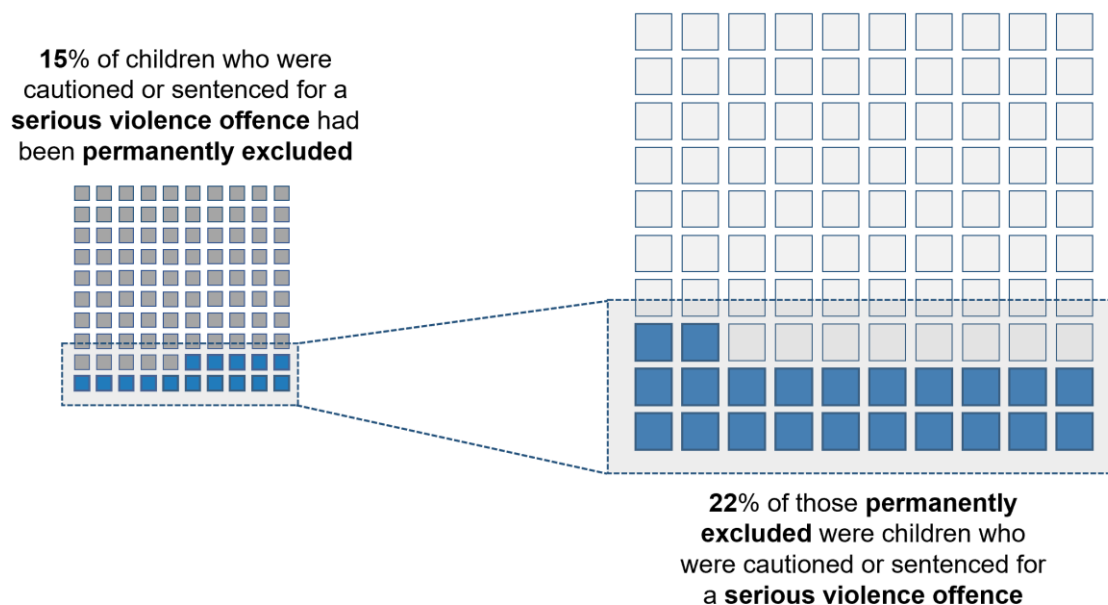
However, when looking at all children that had ever been permanently excluded, 59% had ever been cautioned or sentenced for an offence, compared to 22% who had been cautioned or sentenced for a serious violence offence, and 21% whose offending had been prolific.

It can therefore be said that the majority of children who had been excluded had been cautioned or sentenced for any offence, but a smaller proportion had been cautioned or sentenced for a serious violence offence, or a prolific number of offences (See figure 15).

The relationship between serious violence offences and these outcomes are looked at in more detail in Section 2.



**Figure 15: The proportion of children who had been cautioned or sentenced for a serious violence offence and had been permanently excluded, and all pupils who had been permanently excluded, for pupils matched to KS4 academic years 2012/13, 2013/14 and 2014/15 (Source: Table 1.9.1)**



## Alternative provision

Alternative provision (AP) is full or part-time education arranged by:

- local authorities, either directly or working with schools, for pupils who, because of permanent exclusion, illness or other reasons, would not otherwise receive suitable education
- schools for pupils to improve their behaviour off-site, or during a suspension

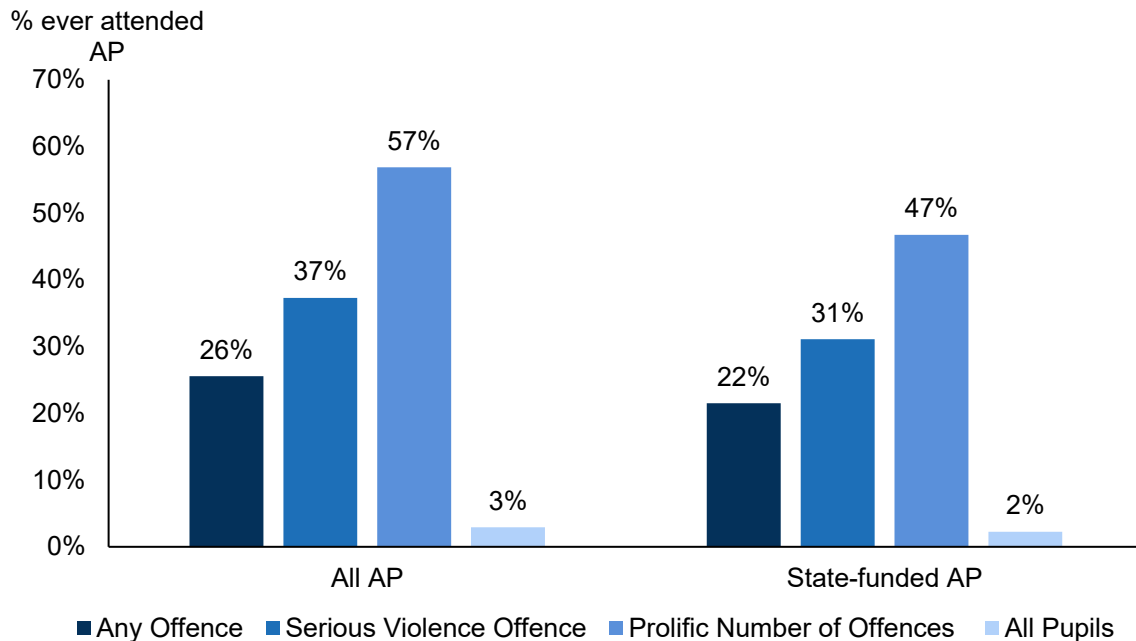
The education often takes place at a pupil referral unit (PRU), AP academy or free school, known collectively as the 'state place-funded AP' sector.

However, alternative provision placements can also be arranged in independent schools, FE colleges or unregistered education settings, known as the 'independent AP' sector. Some of the pupils identified in the data as attending independent and unregistered AP settings were registered in independent special schools named on their Education, Health and Care plans, some of which do not meet the Department for Education's (DfE) statutory definition of AP<sup>29</sup>.

Children who had been cautioned or sentenced for an offence were more likely to have attended both state and non-state funded AP, with children whose offending had been prolific having the highest proportion.

<sup>29</sup> Please see here for more information on AP statutory guidance: [Alternative provision - GOV.UK \(www.gov.uk\)](http://www.gov.uk)

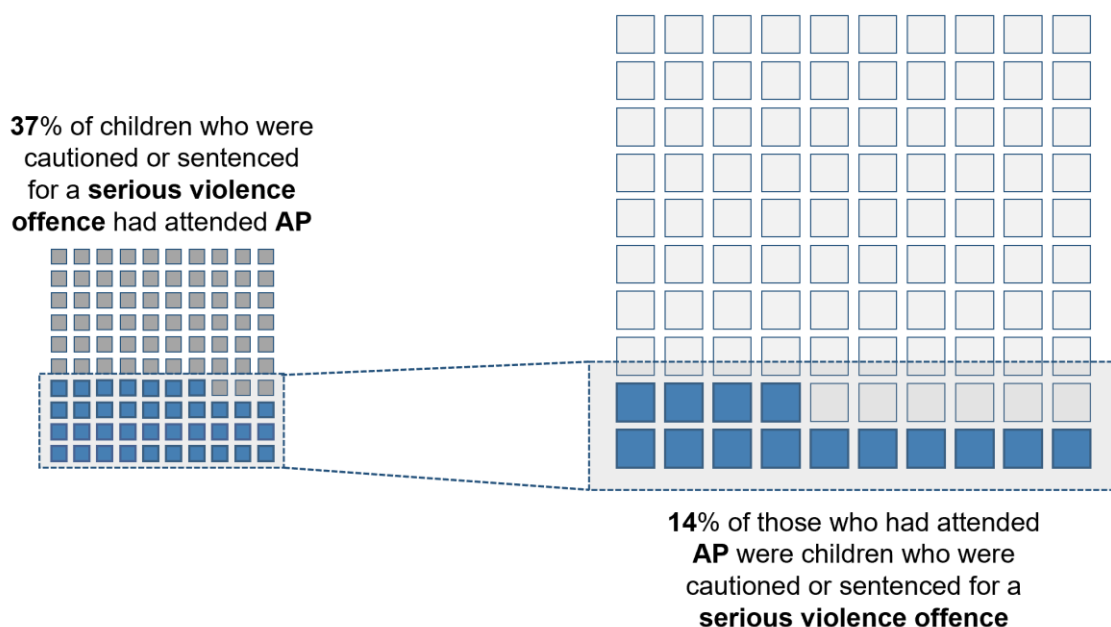
**Figure 16: The proportion of all pupils who had ever attended alternative provision by offending and pupil group, for pupils matched to KS4 academic years 2012/13, 2013/14 and 2014/15 (Source: Table 1.6.1)**



26% of all children who had been cautioned or sentenced for an offence (approximately 19,800 children) had ever been registered at an AP setting (state or non-state funded), compared to 37% of children who had been cautioned or sentenced for a serious violence offence (approximately 6,700 children), and 57% of children whose offending had been prolific (approximately 7,000 children). This compares to only 3% of the total pupil cohort, which is approximately 47,600 children (See figure 16).

Looking only at the pupil cohort which had ever been registered at a state or non-state funded AP setting, 41% had ever been cautioned or sentenced for an offence. (This rises to 45% for those that were registered at state funded AP). The rates for the other offending groups are much lower: 14% of those at any AP setting had ever been cautioned or sentenced for a serious violence offence, and 15% of those whose offending had been prolific (See figure 17).

**Figure 17: The proportion of children who had been cautioned or sentenced for a serious violence offence and had attended alternative provision, and all pupils who had attended alternative provision, for pupils matched to KS4 academic years 2012/13, 2013/14 and 2014/15 (Source: Table 1.6.1)**



## Special Educational Needs (SEN)

This analysis looks at the proportion of children who had been cautioned or sentenced for an offence who were ever recorded as having Special Educational Needs (SEN)<sup>30</sup>. A child or young person has SEN if they have a learning difficulty or disability which calls for special educational provision to be made for them<sup>31</sup>.

Most children with SEN will have their needs met by their education setting with no additional funding from the local authority ('SEN support')<sup>32</sup>, whilst

<sup>30</sup> The Children and Families Act 2014 and the SEND Code of Practice (2015) covers children and young people with Special Educational Needs and Disabilities (SEND). A child or young person has SEN if they have a learning difficulty or disability which calls for special educational provision to be made for them. Children and young people have a disability if they have a physical or mental impairment which has a long-term and substantial adverse effect on their ability to carry out normal day-to-day activities. Children and young people with a disability do not necessarily have SEN, or vice-versa, but there is a significant overlap between disabled children and young people and those with SEN. Data collected and published by Department for Education only records children and young people identified with SEN.

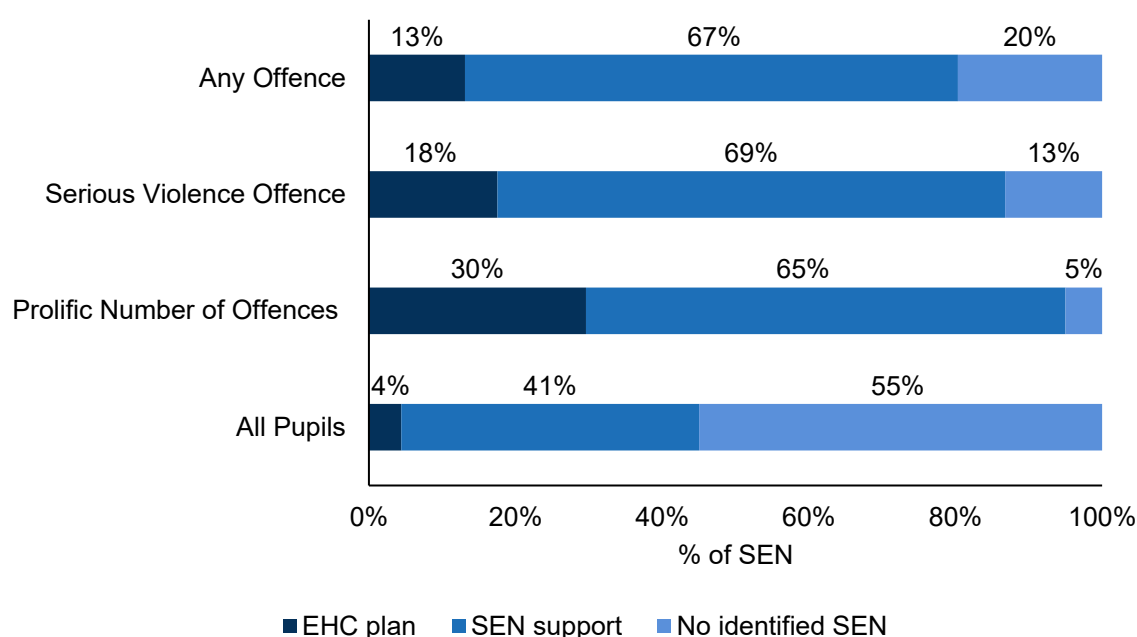
<sup>31</sup> [SEND code of practice: 0 to 25 years - GOV.UK \(www.gov.uk\)](http://www.gov.uk)

<sup>32</sup> Prior to 2014, this category was School Action or School Action Plus. The term 'SEN Support' describes the actions taken to support children in mainstream settings who have been identified as having Special Educational Needs (SEN), but who do not have an Education, Health and Care plan (EHC plan). These children receive support and provision from resources already available within the school. Should a child require additional

others may undergo a formal assessment resulting in an Education, Health and Care plan (EHC plan)<sup>33</sup> if they are assessed as having a complex need that requires additional provision. It is important to note that this analysis only covers children who have identified SEN, and some children will have unidentified needs and therefore relevant support will not have been put in place.

Children who had been cautioned or sentenced for an offence were more likely to be recorded as having SEN (both with SEN support and with an EHC plan) than the all-pupil cohort.

**Figure 18: Special Educational Needs (SEN) of all pupils by offending and pupil group, for pupils matched to KS4 academic years 2012/13, 2013/14 and 2014/15 (Source: Table 1.5.1)**



Of children who had been cautioned or sentenced for an offence, 67% had ever had SEN support<sup>34</sup> (approximately 52,000 children), compared to 69% of children who had been cautioned or sentenced for a serious violence offence (approximately 12,500 children) and 65% of children whose offending had been prolific (approximately 8,000 children). The corresponding proportion is lower for the all-pupil cohort at 41%, which is approximately 663,000 children (See figure 18).

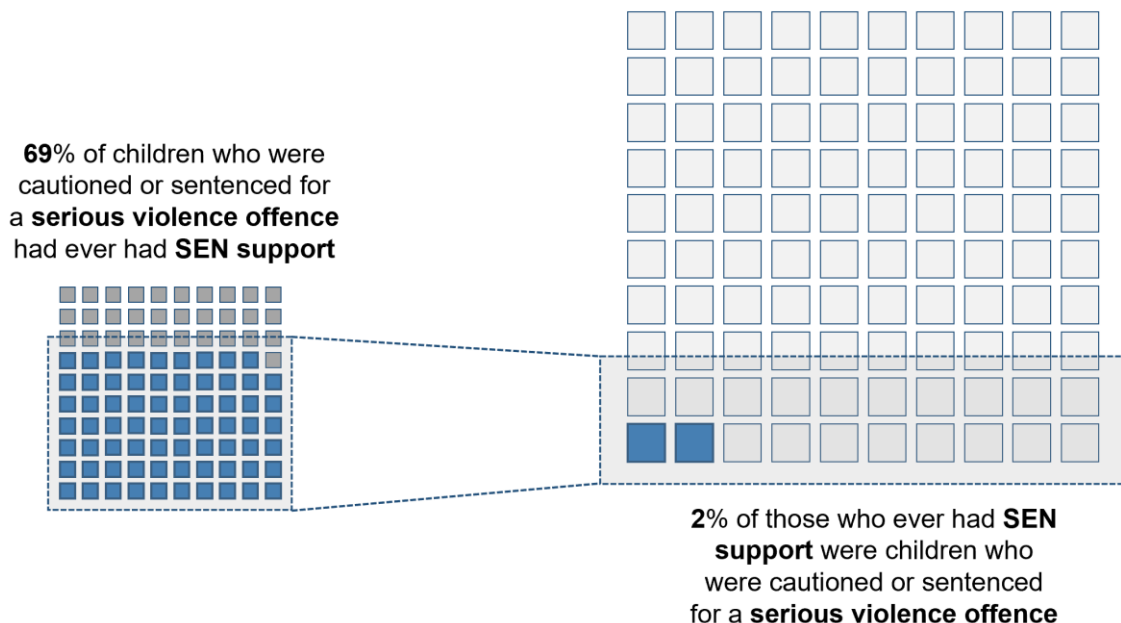
resources that the existing schools SEN support system does not include, then they can apply for a more detailed EHC plan, which outlines the educational, health and social needs of the individual and the specific provisions in place to support them.

<sup>33</sup> From 2014 Education, Health and Care plans were introduced. Under previous legislation pupils could be eligible for Statements of SEN. The period for local authorities to transfer children and young people with Statements of SEN to EHC plans started in September 2014 and ended on 31 March 2018. For the purposes of this analysis, 'EHC plan' will be used to describe both Statements of SEN and EHC plans unless stated otherwise in the particular context.

<sup>34</sup> The analysis throughout this publication refers to children with SEN support as children that have ever been identified as SEN, but never with an EHC plan.

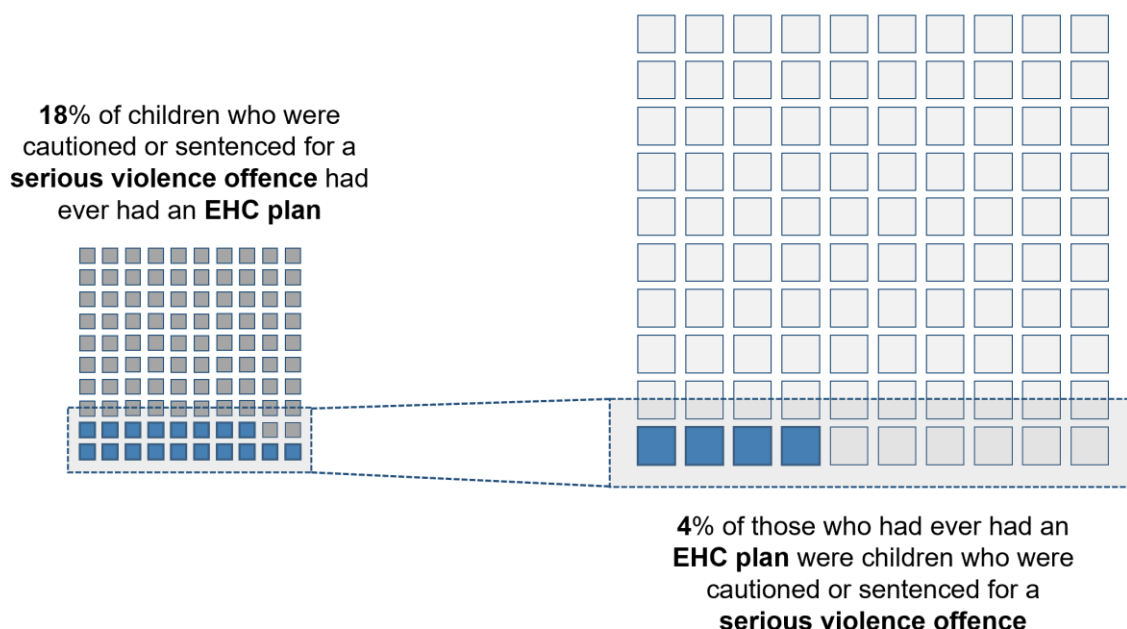
Of children who had been cautioned or sentenced for any offence, 13% had ever had an EHC plan (approximately 10,100 children), compared to 18% of children who had been cautioned or sentenced for a serious violence offence (approximately 3,200 children) and 30% of children whose offending had been prolific (approximately 3,600 children). The corresponding proportion of the all-pupil cohort with an EHC plan is lower at 4%, which is approximately 72,100 children (See figure 18).

**Figure 19: The proportion of children who had been cautioned or sentenced for a serious violence offence and had SEN support, and all pupils who had SEN support, for pupils matched to KS4 academic years 2012/13, 2013/14 and 2014/15 (Source: Table 1.5.1)**



69% of children who had been cautioned or sentenced for a serious violence offence had ever had SEN support, however only 2% of children who had ever had SEN support were children who were cautioned or sentenced for a serious violence offence (See figure 19). A lower proportion of children who had been cautioned or sentenced for a serious violence offence had ever had an EHC plan (18%) compared to SEN support. When looking at children who had ever had an EHC plan, 4% were children who were cautioned or sentenced for a serious violence offence (See figure 20).

**Figure 20: The proportion of all pupils who had been cautioned or sentenced for a serious violence offence and had an EHC plan, and all pupils who had an EHC plan, for pupils matched to KS4 academic years 2012/13, 2013/14 and 2014/15 (Source: Table 1.5.1)**



## Special Educational Needs - types of SEN

For this analysis, both primary and secondary SEN type have been considered when exploring types of SEN.

The most prevalent type of SEN amongst children who had been cautioned or sentenced for an offence was social, emotional and mental health (SEMH)<sup>35</sup>, or behaviour, emotional and social difficulties (BESD) prior to 2014/15. 47% of children who had been cautioned or sentenced for an offence were recorded with SEMH/BESD (approximately 36,400 children), compared to 58% of children who had been cautioned or sentenced for a serious violence offence (approximately 10,400 children) and 77% of children whose offending had been prolific (approximately 9,500 children). The corresponding all-pupil cohort was 10%, which is approximately 171,100 children.

The next most prevalent type of recorded SEN for the children who had been cautioned or sentenced for an offence was moderate learning difficulties (MLD). 31% of children who had been cautioned or sentenced for an offence were recorded with MLD (approximately 23,700 children), compared to 32%

<sup>35</sup> There were changes to the classification of type of need in 2015 when the previous code of 'Behaviour, emotional and social difficulties (BESD)' was removed, and a new code 'Social, emotional and mental health (SEMH)' was introduced. However, those with a primary need of BESD in 2014 were not all expected to move to SEMH in 2015. The analysis combined results for the two SEN types, whilst understanding that SEMH was not intended to be a direct replacement for BESD. Results for types of SEN prior to 2014/15 will include BESD rather than SEMH.

of children who had been cautioned or sentenced for a serious violence offence (approximately 5,800 children) and 39% of children whose offending had been prolific (approximately 4,800 children). The corresponding proportion for the all-pupil cohort was 15%, which is approximately 237,000 children.

21% of those who had ever been recorded with SEMH/BESD (with SEN support or an EHC plan) have also been cautioned or sentenced for an offence – 6% have ever been cautioned or sentenced for a serious violence offence, and 6% are part of the ‘children whose offending had been prolific’ group.

## Children known to children’s social care

The next set of findings look at the proportion of children who had been cautioned or sentenced for an offence that were recorded as being children in need (CIN) or children who are looked after (CLA) on 31<sup>st</sup> March in any given year, as defined by the Children Act 1989, between 2011/12 – 2017/18 for CIN, and 2005/06 - 2017/18 for CLA <sup>36</sup> <sup>37</sup>. CIN here refers to children who are designated under a number of different social care classifications: children on a child in need plan; children on a child protection plan; and children who are looked after. As such, CLA figures are included in the figures for CIN. Since the CIN and CLA data cover different time periods, and CIN includes CLA for some of the same period, comparisons of CIN to CLA should be made with caution. To maximise coverage of the CIN data and avoid skewed results, the following analysis is based on children matched to KS4 academic year 2014/15 only.

When reading the findings related to children looked after (CLA), it is important to note that the introduction of the Legal Aid, Sentencing and Punishment of Offenders Act 2012 (LASPOA) meant that, from 3<sup>rd</sup> December 2012, children up to the age of 18 who are remanded to youth detention accommodation as a result of being charged with or convicted of an offence will be ‘looked after’ by the designated local authority<sup>38</sup>. Therefore, caution should be taken when considering the findings related to CLA and offending, as the child may have become CLA due to the offending.

Overall, children who had been cautioned or sentenced for an offence were more likely to have been both CIN and CLA than the all-pupil cohort.

---

<sup>36</sup> It is important to note on using this measure, the analysis takes no account of how long the children were in need, or in care, and does not count those who were in need, or looked after, during the period specified but were not in need, or looked after specifically on 31<sup>st</sup> March. As such, the figures stated will be an under-estimate of the true proportion of children in need and children who are looked after

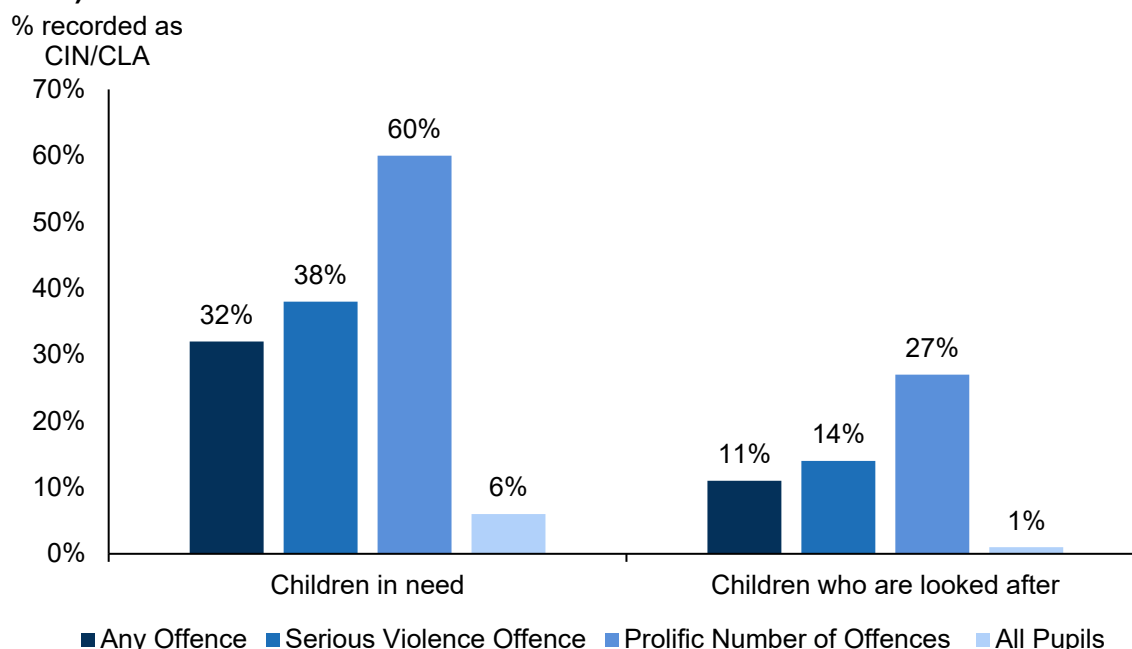
<sup>37</sup> This diverges from the definition of Ever CIN used in the CIN Review, which looks at whether the child was recorded as so in the previous 6 years. Please see here for further details: [Children in need of help and protection: data and analysis - GOV.UK \(www.gov.uk\)](http://www.gov.uk)

<sup>38</sup> Please see here for more information: [Children looked after return 2020 to 2021: guide - GOV.UK \(www.gov.uk\)](http://www.gov.uk)

32% of children who had been cautioned or sentenced for an offence were children in need on the 31<sup>st</sup> March in any given year when aged between 12 and 16<sup>39</sup>, compared with 38% of children who had been cautioned or sentenced for a serious violence offence, 60% of children whose offending had been prolific, and 6% of the all-pupil cohort (See figure 21).

11% of children who had been cautioned or sentenced for an offence were CLA on the 31<sup>st</sup> March in any given year when aged between 6 and 16<sup>40</sup>, compared with 14% of children who had been cautioned or sentenced for a serious violence offence and 27% of children whose offending had been prolific. This compares to 1% of the all-pupil cohort (See figure 21).

**Figure 21: The proportion of all pupils who had been recorded as being CIN/CLA on 31<sup>st</sup> March in any given year, by offending and pupil group for pupils matched to KS4 academic year 2014/15 only (Source: Table 1.4.3)**



Looking at the CIN and CLA cohorts, 6% of those who were CIN, and 10% of those who were CLA, on 31<sup>st</sup> March in any given year had ever also been cautioned or sentenced for a serious violence offence. Meaning that, although high proportions of the children who had been cautioned or sentenced for a serious violence offence had been CIN or CLA, it is not the case that most

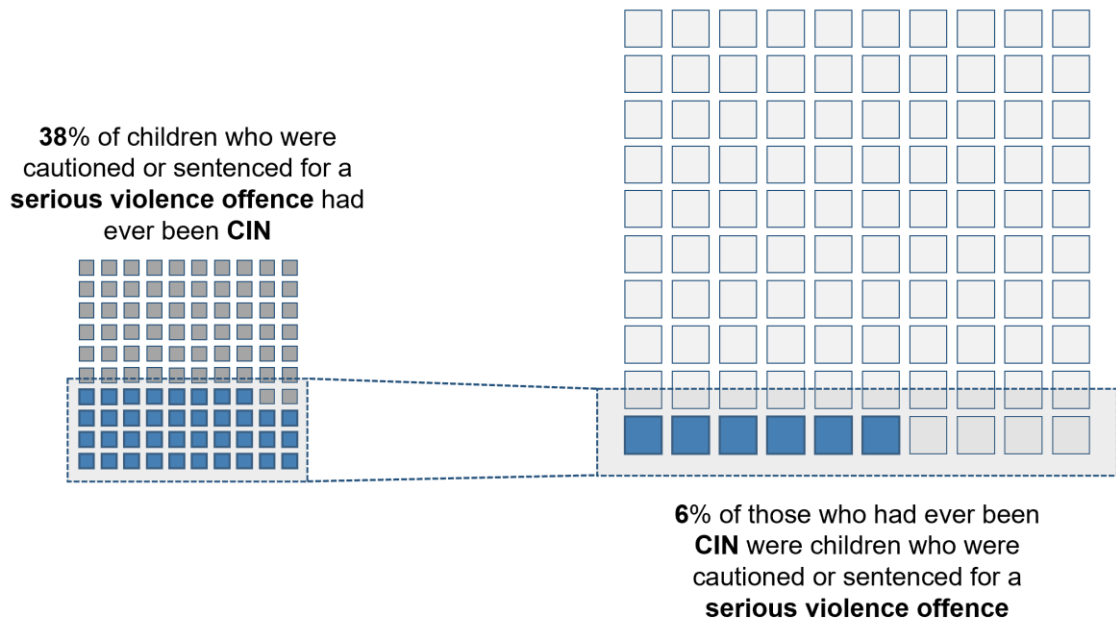
<sup>39</sup> Full CIN data is available from 2011/12, term 3. Children are included in this CIN analysis if they have been recorded as a child in need on the 31<sup>st</sup> March in any period between the ages of 12 - 16. Those matched to earlier years in the KS4 attainment data will as a result have less coverage than those matched to later years. For example: those with KS4 academic year 2012/13 have coverage from age 14 and above.

<sup>40</sup> Children are included in this CLA analysis if they have been recorded as a child being looked after on the 31<sup>st</sup> March in any period between the ages of 6 - 16. Those matched to earlier years in the KS4 attainment data will as a result have less coverage than those matched to later years. For example: those with KS4 academic year 2012/13 have coverage from age 8 and above.



CIN or CLA are also cautioned or sentenced for a serious violence offence (See figure 22).

**Figure 22: The proportion of children who had been cautioned or sentenced for a serious violence offence and had ever been CIN on 31<sup>st</sup> March in any given year, and all pupils who had been CIN on 31<sup>st</sup> March in any given year, for pupils matched to KS4 academic year 2014/15 only (Source: Table 1.4.3)**



For a comparison of all characteristics by offending and pupil group in section 1 refer to annex D.

## Section 2: Further analysis of serious violence offending

This section focuses on children who had been cautioned or sentenced for a serious violence offence.

A high-level analysis of key education variables in relation to children who had been cautioned or sentenced for a serious violence offence included in this analysis reveals the following:

### Key findings

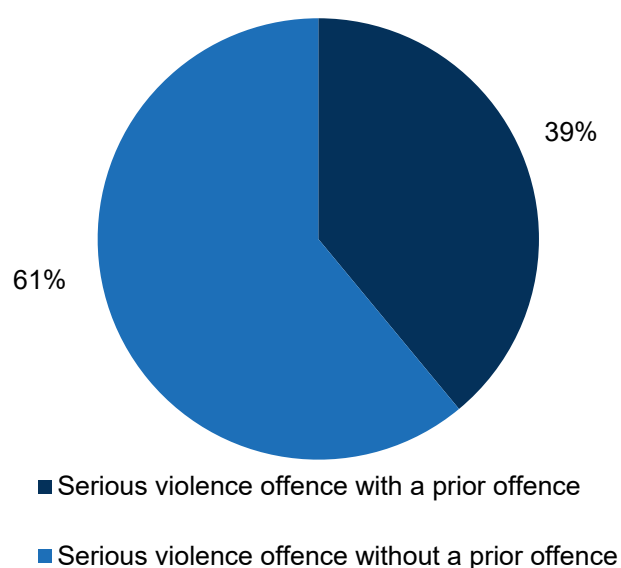
<b>A large proportion of children who had been cautioned or sentenced for a serious violence offence did not have a previous offence</b>	61% had not been cautioned or sentenced for a previous offence.
<b>It was more common for children who were cautioned or sentenced for a serious violence offence to have been permanently excluded before their first serious violence offence</b>	44% of first permanent exclusions and 42% of closest permanent exclusions were received over a year before the first serious violence offence.
<b>It was more common for children who were cautioned or sentenced for a serious violence offence to have been suspended before their first serious violence offence</b>	74% of first suspensions and 40% of closest suspensions were received over a year before the first serious violence offence.
<b>Children cautioned or sentenced for a serious violence offence were more likely to have received multiple suspensions than the overall population</b>	55% of those cautioned or sentenced for a serious violence offence received between 2-10 suspensions. The figure for the overall population was 7%.
<b>Children who were cautioned or sentenced for a serious violence offence were more likely to be first known to children's social care before their first serious violence offence</b>	64% of children who were both cautioned or sentenced for a serious violence offence and known to children's social care were recorded as a child in need before their first serious violence offence <sup>41</sup> .
<b>Children who were cautioned or sentenced for a serious violence offence were more likely to have had an Education, Health and Care (EHC) plan before their first serious violence offence</b>	80% of children who had an EHC plan and were cautioned or sentenced for a serious violence offence were recorded as having their EHC plan before their first serious violence offence

<sup>41</sup> This figure includes the proportion of children known to social care who entered KS4 in academic year 2014/15 only.

## Previous offences

In order to better understand offending trajectories for children who had been cautioned or sentenced for a serious violence offence, the analysis looks at the volume and type of offending which preceded a first serious violence offence.

**Figure 23: The proportion of children who had been cautioned or sentenced for a serious violence offence with or without a prior offence, for pupils matched to KS4 academic years 2012/13, 2013/14 and 2014/15 (Source: Table 2.1.1)**



61% of children who had been cautioned or sentenced for a serious violence offence had not been cautioned or sentenced for a previous offence (See figure 23).

Of the 39% who had been cautioned or sentenced for a previous offence, the most common offences were common assault and battery (16%), criminal damage to property valued under £5000 (13%) and theft from shops (8%).

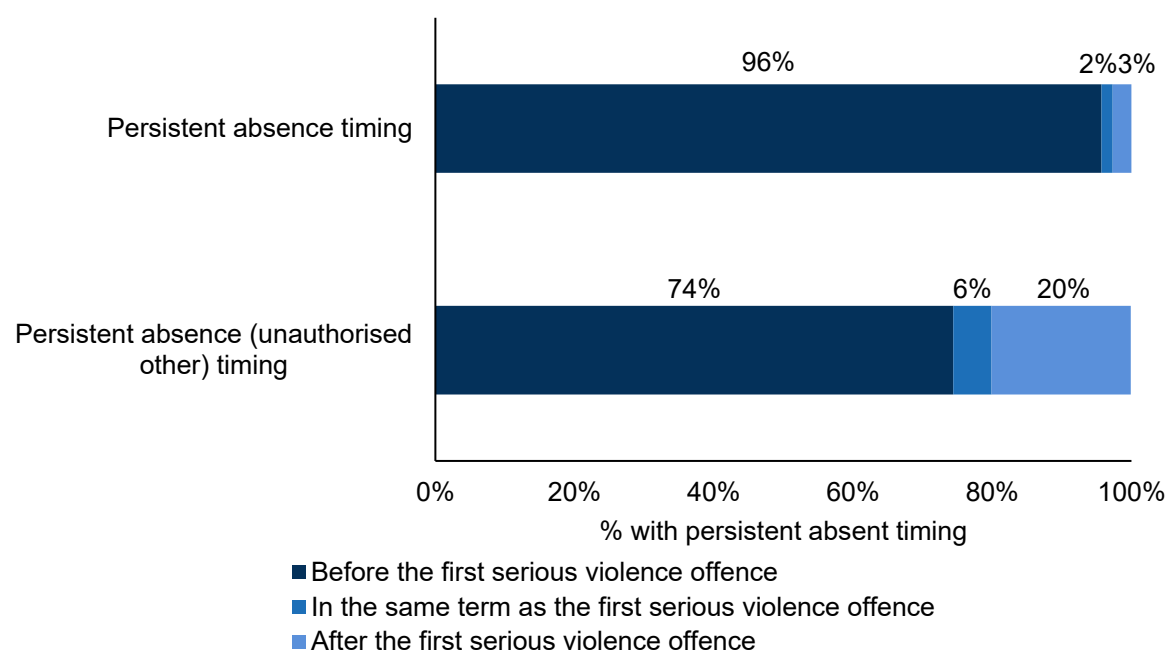
## Sequencing of education and social care factors with serious violence offences

### Persistent absence<sup>42</sup>

#### *Did the first instance<sup>43</sup> of persistent absence commonly precede the first serious violence offence?*

This analysis looks at children who had been cautioned or sentenced for a serious violence offence who had ever been flagged as persistently absent, and whether the first record of persistent absence occurred before, after or during the same school term as the first serious violence offence.

**Figure 24: Timing of first record of persistent absence or persistent absence (unauthorised other) relative to the timing of children’s first serious violence offence, for all pupils matched to KS4 academic years 2012/13, 2013/14 and 2014/15 (Source: Table 2.7.1)<sup>44</sup>**



<sup>42</sup> Termly absence data has been used in this analysis. Throughout the rest of the publication, annual absence data has been used.

<sup>43</sup> Where a child misses 10% or more of the sessions they could possibly have attended within a school term, they have been flagged as persistently absent within that school term. If they miss 10% or more of the sessions they could possibly have attended within a school term (for unauthorised other reasons) they have been flagged as PAUO within that school term. For children who were cautioned or sentenced for a serious violence offence, and had been persistently absent, the analysis compares whether the first school term they were flagged as persistently absent in, or PAUO, preceded the school term in which the serious violence offence took place.

<sup>44</sup> Note that figures have been rounded to the nearest whole number and as such total figures may sum to more than 100%.

Almost all (96%) of children who had been cautioned or sentenced for a serious violence offence who had ever been recorded as persistently absent for any reason were first flagged as being so prior to their first serious violence offence. This compares to about three quarters (74%) of children had ever been recorded as persistently absent (unauthorised other)<sup>45</sup> (See figure 24).

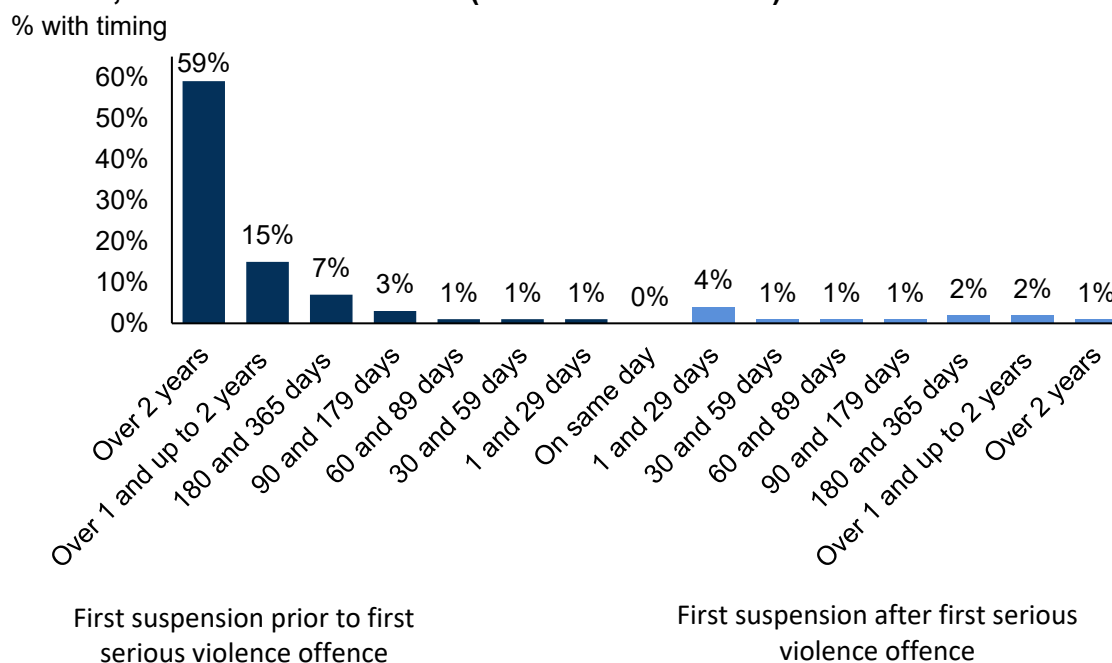
## Suspensions and permanent exclusions

The following analysis first investigates the sequencing of suspensions and permanent exclusions with serious violence offences. It looks at both the child's first suspension or permanent exclusion and, in the case of multiple events, their closest suspension or permanent exclusion relative to their first serious violence offence.

### ***Did first suspensions / permanent exclusions commonly precede or follow first serious violence offences?***

The majority of children who had been cautioned or sentenced for a serious violence offence who had received a suspension or permanent exclusion received their first suspension or permanent exclusion before the offence (88% and 64% respectively).

**Figure 25: Timing of children's first suspension relative to their first serious violence offence, for all pupils matched to KS4 academic years 2012/13, 2013/14 and 2014/15<sup>46</sup> (Source: Table 2.2.5)**

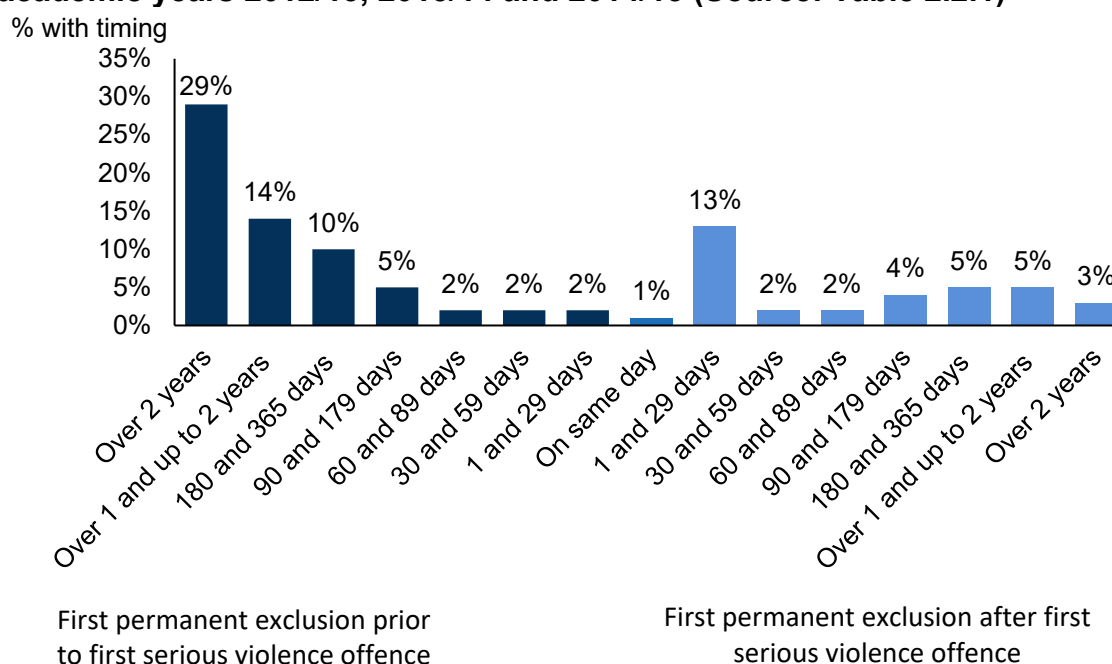


<sup>45</sup> Used as a proxy for truancy.

<sup>46</sup> Note that figures have been rounded to the nearest whole number and as such total figures may sum to more than 100%.

A very pronounced pattern is seen for suspensions. 74%<sup>47</sup> of children cautioned or sentenced for a serious violence offence received their first suspension over a year before their first serious violence offence, with 59% receiving their first suspension over two years before their first serious violence offence. Just 2% received their first suspension in the two months prior to their first serious violence offence, and just 5% received their first suspension in the three months after. Although a high proportion of suspensions occur prior to the offence, there is a significant length of time between the first suspension received and the first serious violence offence (See figure 25).

**Figure 26: Timing of a children’s first permanent exclusion relative to their first serious violence offence, for all pupils matched to KS4 academic years 2012/13, 2013/14 and 2014/15 (Source: Table 2.2.1)**



A similar pattern is seen for permanent exclusions: 44%<sup>48</sup> received their first permanent exclusion over a year before their first serious violence offence, with 29% receiving their first permanent exclusion over two years prior to their first serious violence offence. Just 4% received their first permanent exclusion in the two months prior to their first serious violence offence. 18% received their first permanent exclusion over three months after their first serious violence offence. Although there is a relationship between being permanently excluded and being cautioned or sentenced for a serious violence offence, there is often a significant time lag between those two events (See figure 26).

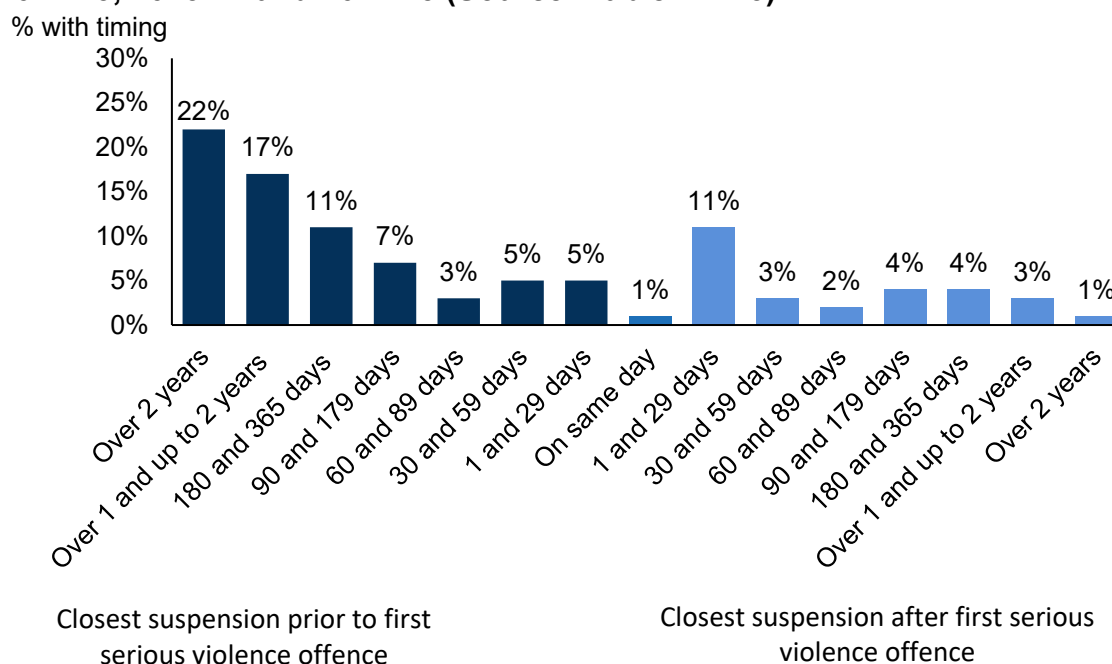
<sup>47</sup> This figure combines the proportion of those whose first suspension was between 1 and 2 years (15%), and over 2 years (59%), before the first serious violence offence.

<sup>48</sup> This figure combines the proportion of those whose first permanent exclusion was between 1 and 2 years (14%), and over 2 years (29%), before the first serious violence offence.

***Did the closest suspensions<sup>49</sup> / permanent exclusions commonly precede or follow serious violence offences?***

Similar to the first suspension or permanent exclusion seen above, the majority of children who had been cautioned or sentenced for a serious violence offence received their closest suspension or permanent exclusion before their first serious violence offence.

**Figure 27: Timing of children’s closest suspension relative to their first serious violence offence, for all pupils matched to KS4 academic years 2012/13, 2013/14 and 2014/15 (Source: Table 2.2.13)**



Looking at suspensions, 40%<sup>50</sup> received their closest suspension over a year before their first serious violence offence, with 22% receiving their closest suspension over two years before. 14% received their closest suspension in the three months prior to their first serious violence offence, and a higher proportion (16%) received their closest suspension in the three months after, when compared to the first suspension<sup>51</sup> (See figure 27).

There is some variation around the timing of the closest suspension and the first serious violence offence, when compared with the first suspension. However, a significant proportion of closest suspensions are occurring over a year prior to the first serious violence offence (40%). Since there is often a

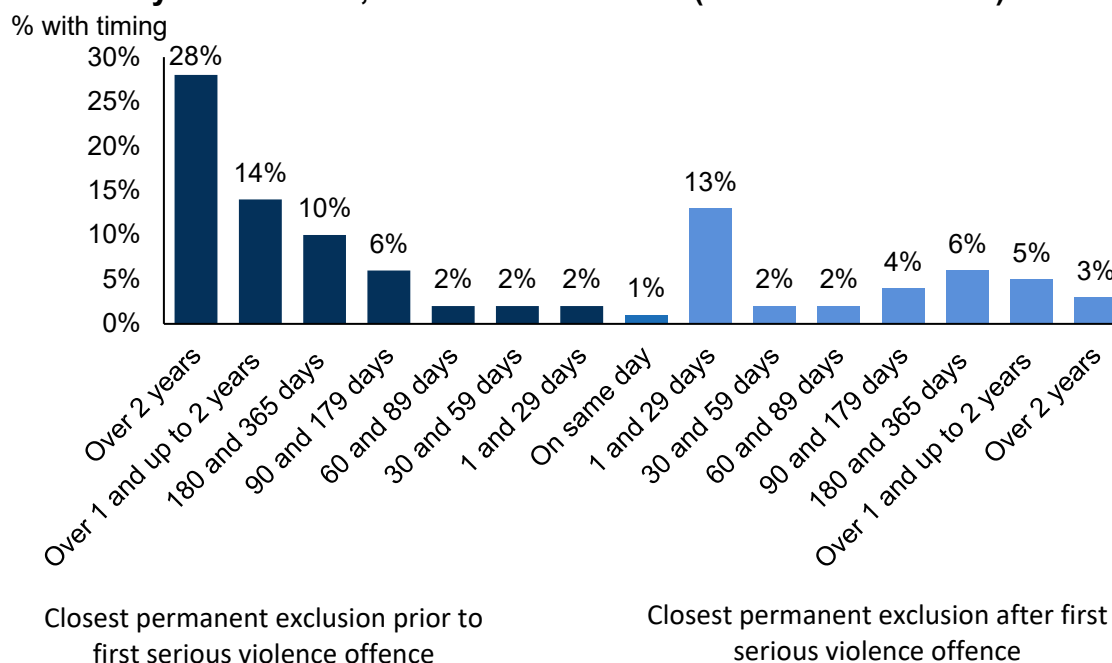
<sup>49</sup> Where children who had been cautioned or sentenced for an offence had received multiple suspensions/permanent exclusions, the analysis defined closest as the shortest amount of time between the start of the suspensions/permanent exclusions and the first serious violence offence date.

<sup>50</sup> This figure combines the proportion of those whose closest suspension was between 1 and 2 years (17%), and over 2 years (22%), before the first serious violence offence.

<sup>51</sup> See accompanying tables for a full breakdown of the length of time between first/closest suspensions and permanent exclusions and the first serious violence offence.

significant time lag between these two events, it is not possible to definitively establish a direct causal relationship between being suspended and being cautioned or sentenced for a serious violence offence.

**Figure 28: Timing of a children’s closest permanent exclusion relative to their first serious violence offence, for all pupils matched to KS4 academic years 2012/13, 2013/14 and 2014/15 (Source: Table 2.2.9)**



42%<sup>52</sup> received their closest permanent exclusion over a year before their first serious violence offence, with 28% receiving their closest permanent exclusion over two years before. Just 4% received their closest permanent exclusion in the two months prior to their first serious violence offence and 19% received their closest permanent exclusion over three months after their first serious violence offence (See figure 28).

It is important to note that permanent exclusions are rare events, and it is extremely uncommon for a child to be permanently excluded more than once. Therefore, when looking at the time between the first or closest permanent exclusion to a serious violence offence, there is little variation in the findings because the first permanent exclusion is also likely to be closest.

Although the above analysis demonstrates that most suspensions and permanent exclusions occur before the first offence, offending tends to peak at around 15 to 16 years old. At this age, most of the school time available for being suspended or permanently excluded is indeed in the past – this therefore calls the strength of association into some question.

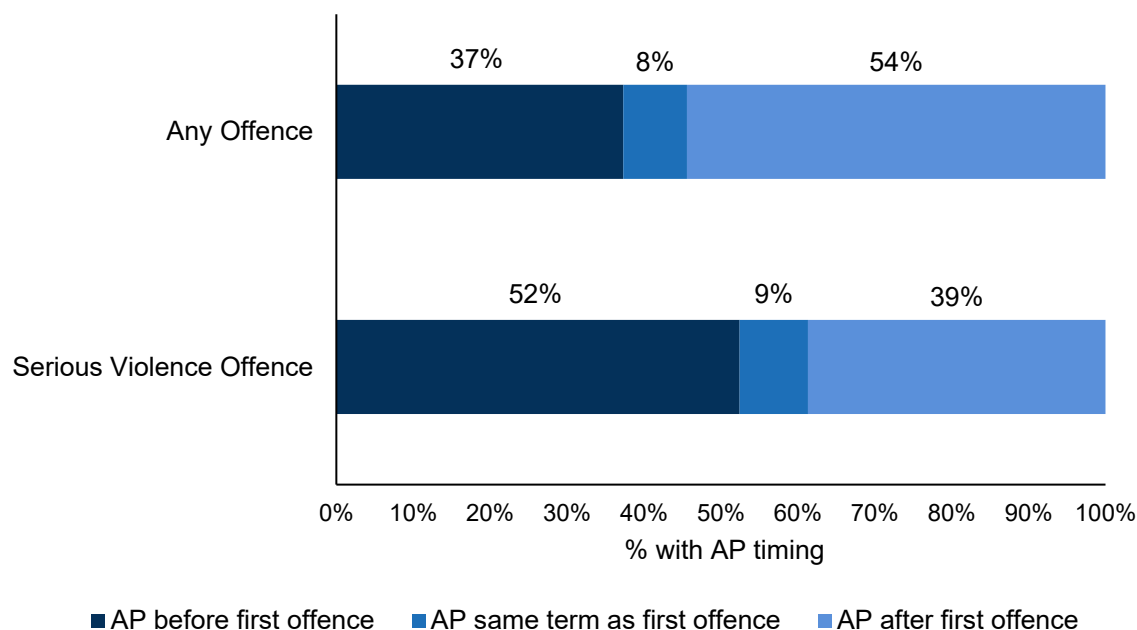
<sup>52</sup> This figure combines the proportion of those whose closest permanent exclusion was between 1 and 2 years (14%), and over 2 years (28%), before the first serious violence offence.



## Alternative provision

***Did the first term a child attended alternative provision (AP) commonly precede the first serious violence offence, and how does that compare to other offending groups?***

**Figure 29: The first term children attended alternative provision (AP), relative to the timing of their first offence, for all pupils matched to KS4 academic years 2012/13, 2013/14 and 2014/15 (Source: Table 2.9.1)**

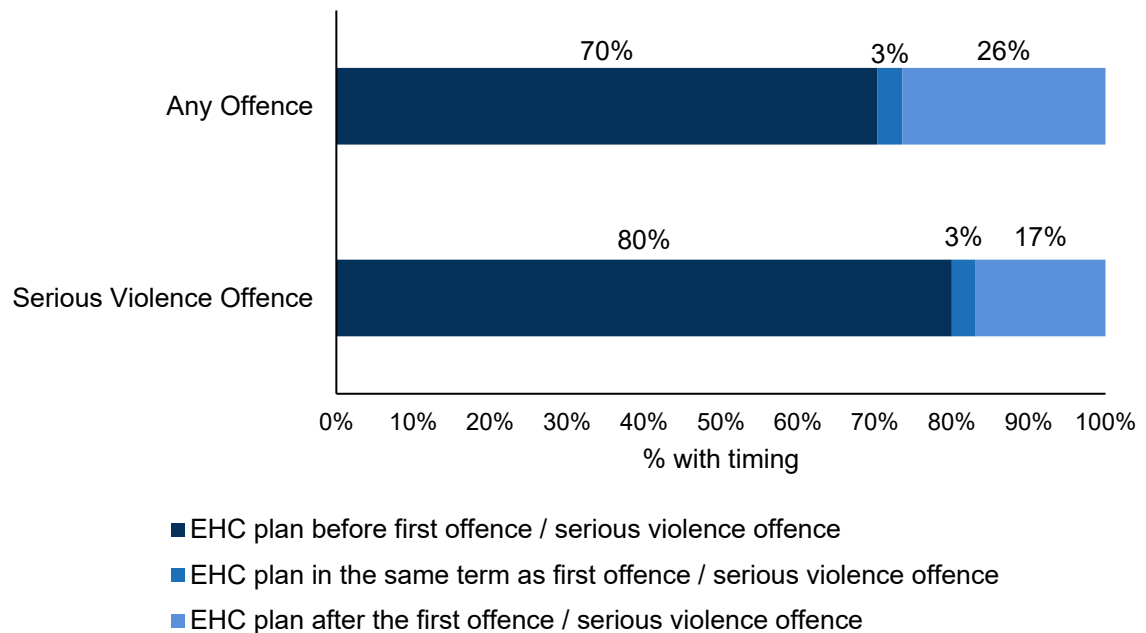


For children who had been cautioned or sentenced for a serious violence offence and also attended AP, 52% first attended AP before their first serious violence offence. 9% first attended AP during the same term as their first serious violence offence, and 39% first attended AP after their first serious violence offence (See figure 29).

## Special Educational Needs (SEN)

***Did a child being identified as SEN commonly precede the first serious violence offence, and how does that compare to other offending groups?***

**Figure 30: The first term children had an EHC plan, relative to the timing of their first offence (or first serious violence offence), for all pupils matched to KS4 academic years 2012/13, 2013/14 and 2014/15 (Source: Table 2.10.1)**

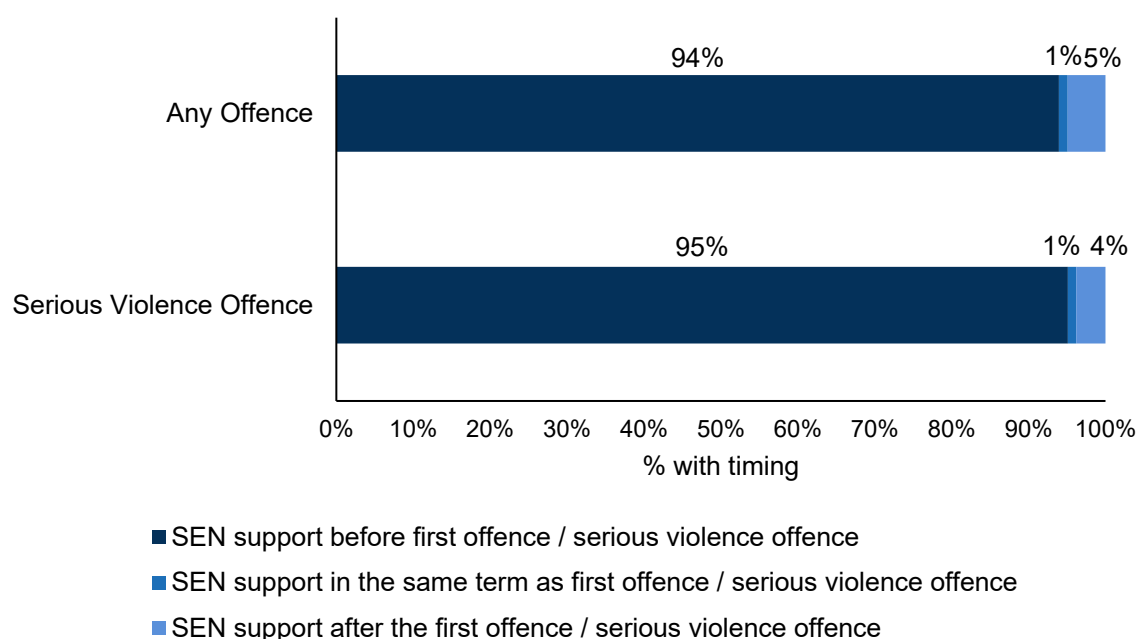


For children who had been cautioned or sentenced for any offence and also had an EHC plan, 70% first had an EHC plan before their first offence. 3% first had an EHC plan during the same term as their first offence, and 26% first had an EHC plan after their first offence<sup>53</sup>.

For children who had been cautioned or sentenced for a serious violence offence and also had an EHC plan, 80% first had an EHC plan before their first serious violence offence. 3% first had an EHC plan during the same term as their first serious violence offence, and 17% first had an EHC plan after their first serious violence offence (See figure 30).

<sup>53</sup> This analysis aims to differentiate between children who have been cautioned or sentenced for an offence, or a serious violence offence, that have received different levels of support. As such, the analysis distinguishes between those that have had SEN support, but have never had an EHC plan, and those that have had an EHC plan, and when they were first recorded as receiving that support. It is important to note that this does not necessarily equate to when the child was first identified as SEN.

**Figure 31: The first term children had SEN support, relative to the timing of their first offence (or first serious violence offence), for all pupils matched to KS4 academic years 2012/13, 2013/14 and 2014/15 (Source: Table 2.10.1)**



For children who had been cautioned or sentenced for any offence and had ever had SEN support<sup>54</sup>, the majority of each offending group were identified as having SEN before their first offence – 94% of children cautioned or sentence for any offence and 95% of children cautioned or sentence for a serious violence offence (See figure 31).

## Children’s social care

### ***Did the first record of a child being known to children’s social care commonly precede the first serious violence offence?***

The focus of this analysis is to understand the sequencing of a child’s journey between different social care groups relative to the interaction(s) with the criminal justice system they may have had. It looks at children who had been cautioned or sentenced for a serious violence offence and whether their first record of being a child in need, a child on a child protection plan, and/or a child being looked after occurred before, after or during the same school term as their first serious violence offence (for those recorded as CIN, including CLA, as defined by the Children Act 1989, at any point in a given school term between 2011/12 – 2017/18 for CIN, and 2004/05 - 2017/18 for CLA). These results are then compared to children who had been cautioned or sentenced for any offence.

<sup>54</sup> SEN support, and never had an EHC plan

The analysis uses the following three definitions<sup>55</sup>:

- a) Children in need (CIN) – children who are designated under a number of different social care classifications: children on a child in need plan; children on a child protection plan; and children who are looked after.
- b) Children on a child protection plan (CPP) - support for a child where there is reasonable suspicion that child is suffering, or likely to suffer, significant harm.
- c) Children who are looked after (CLA) – a child who is looked after by a local authority if they fall into one of the following: is provided with accommodation, for a continuous period of more than 24 hours (Children Act 1989, Section 20 and 21); is subject to a care order (Children Act 1989, Part IV), or is subject to a placement order.

The analysis has not analysed children on a child in need plan (CINP) separately, but rather have looked at all children in need, and the two categories of highest intervention<sup>56</sup>.

The analysis presented here utilises a different dataset<sup>57</sup> to that used in Section 1 of this publication, enabling more granular examination of those recorded in the children’s social care system at any point during the year, not just on 31<sup>st</sup> March, and to look at changes in their social care group throughout the year. To maximise coverage of the CIN data and avoid skewed results, the following analysis is based on children matched to KS4 academic year 2014/15 only<sup>58</sup>.

Children who had been cautioned or sentenced for a serious violence offence have been classified here as being CIN, CPP or CLA in an academic term, if at any point in that term they have been recorded as CIN, CPP or CLA<sup>59</sup>.

---

<sup>55</sup> Please see here for more information: [Children in need of help and protection: data and analysis - GOV.UK \(www.gov.uk\)](http://www.gov.uk)

<sup>56</sup> See accompanying publication tables 2.8.1 – 2.8.3

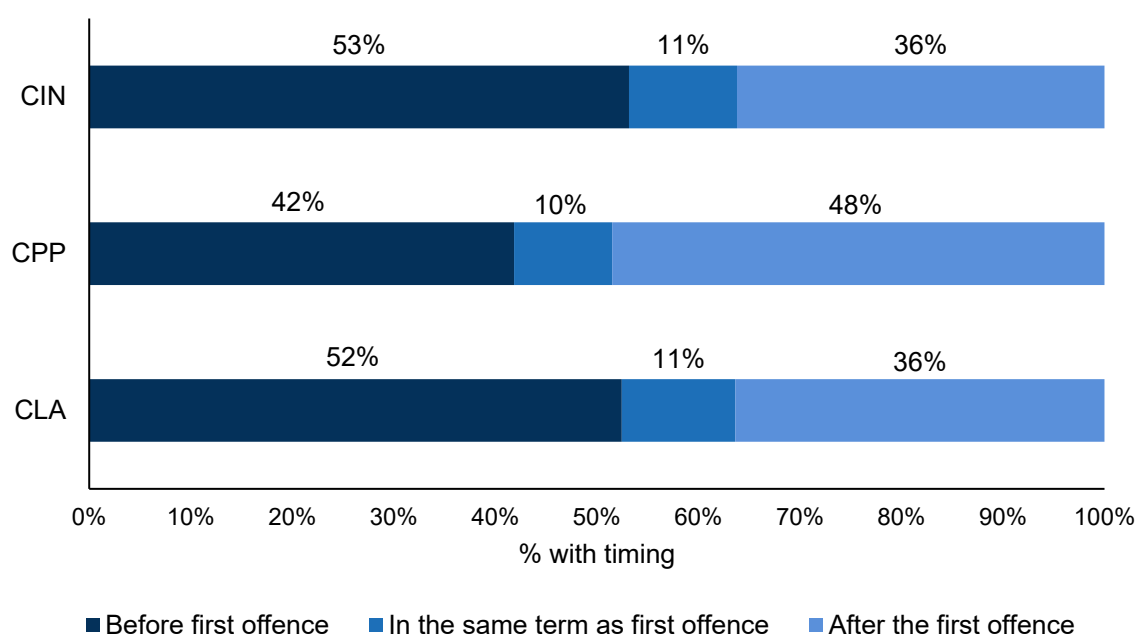
<sup>57</sup> Termly CIN and CLA datasets were provided internally to enable us to complete this analysis.

<sup>58</sup> Full CIN data is available from 2011/12, term 3. Children that have been cautioned or sentenced for an offence will be included in the CIN/ CPP counts if they have been recorded as so in any period between the ages of 12 - 16. Those matched to earlier years in the KS4 attainment data will as a result have less coverage than those matched to later years. For example: those with KS4 academic year 2012/13 have coverage from age 14 and above

<sup>59</sup> A child can move between various stages of the social care system within and between terms, including into and out of need. Each child was assigned a termly activity label based on the following hierarchy: CLA – if a child has been looked after for at least one day in that term; CPP – if a child is not labelled as CLA and has been on a child protection plan for at least one day in that term; CIN – a child that falls into any of the two previous categories, or if they are CINP - if a child is not labelled as CLA or CPP and has been in need for at least one day in the term (child in need plan). The legal definition of children in need includes all disabled children. Unlike other children who must be assessed as in need, disabled children are classed as Children in Need by virtue of having a disability. Please see here for more information: [Children in need of help and protection: data and analysis - GOV.UK \(www.gov.uk\)](http://www.gov.uk)

From 3<sup>rd</sup> December 2012, children who were remanded to youth detention accommodation were recorded as CLA by the designated local authority<sup>60,61</sup>. This should be taken into consideration when considering the first record of a child who is looked after relative to the first serious violence offence as there will be a proportion of children who had not been previously CLA who were remanded for a serious violence offence, and therefore would have become automatically looked after. This could skew the results seen below as the analysis has not differentiated between children whose first record of being looked after resulted from the criteria listed above, or if they became looked after for other reasons.

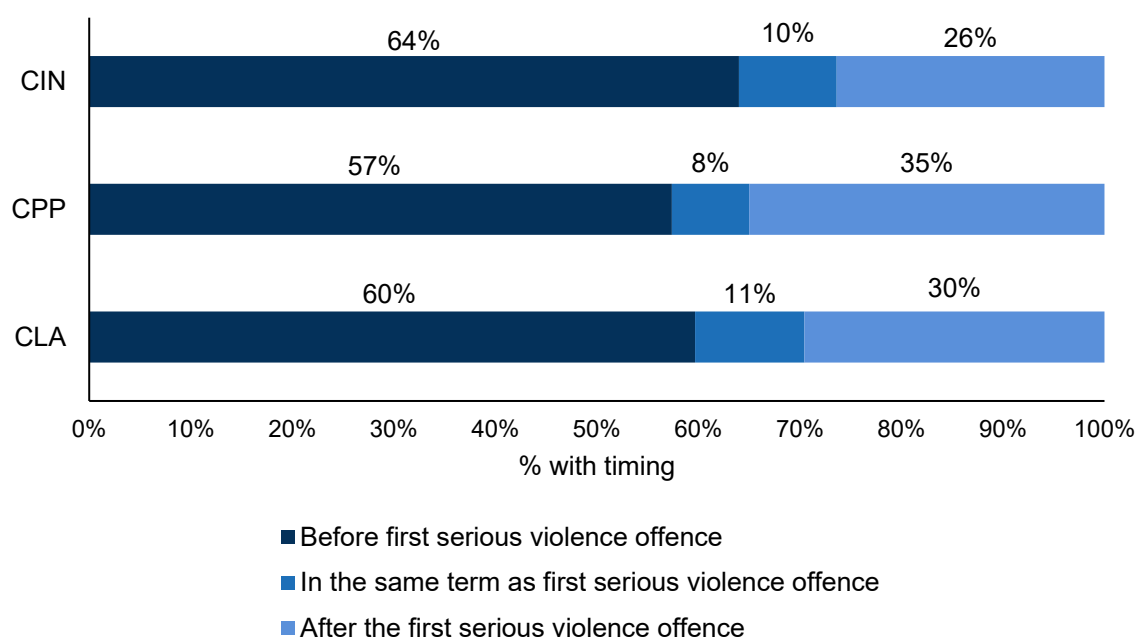
**Figure 32: The first record of children being a child in need, having a child protection plan or being a child who was looked after, relative to the timing of their first offence, for all pupils matched to KS4 academic year 2014/15 only (Source: Table 2.8.3)**



<sup>60</sup> Please see here for more information: [Children looked after return 2020 to 2021: guide - GOV.UK \(www.gov.uk\)](https://www.gov.uk/guidance/children-looked-after-return-2020-to-2021)

<sup>61</sup> Children who were: a) subject to a Detention and Training Order (S 73 Crime and Disorder Act 1998), or b) detained under Sections 90 to 92 of the Powers of the Criminal Courts Act 2000, even if they were placed in local authority accommodation, were not looked after, except when subject to a concurrent care order.

**Figure 33: The first record of children being a child in need, having a child protection plan or being a child who was looked after, relative to the timing of their first serious violence offence, for all pupils matched to KS4 academic year 2014/15 only (Source: Table 2.8.3)**



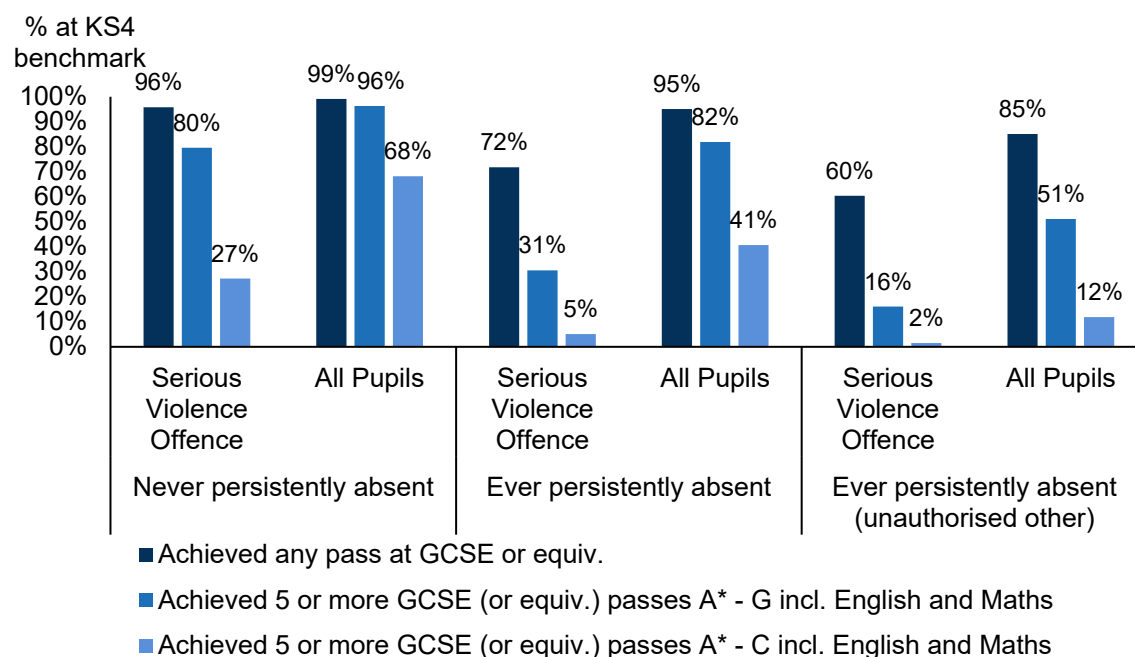
More children who had been cautioned or sentenced for a serious violence offence who were also recorded as either a child in need, having a child protection plan, or were a child who was looked after, were first recorded as so before their first serious violence offence (64%, 57% and 60% respectively) (See figure 33). A similar, yet less pronounced, pattern is seen for children that had been cautioned or sentenced for an offence, with their first record of being a child in need, or being a child who was looked after more commonly occurring prior to their first offence (53% and 52% respectively). However, it was more common for children who had been cautioned or sentenced for an offence for their first record of having a child protection plan to have occurred after their first offence (48%) (See figure 32).

## Attainment

***How did key stage 4 attainment vary between children who had been cautioned or sentenced for an offence and children who had been cautioned or sentenced for a serious violence offence who had been persistently absent, and those that had not?***

Children who had been cautioned or sentenced for a serious violence offence who had never been persistently absent had higher levels of attainment for each of the KS4 benchmarks.

**Figure 34: Key stage 4 (KS4) attainment for children who have been cautioned or sentenced for a serious violence offence, by school absence type, for pupils matched to academic year 2014/15 only (Source: Table 2.6.3)**



In 2014/15, 27% of children who been cautioned or sentenced for a serious violence offence that had never been persistently absent achieved 5 or more GCSE (or equivalent) passes at A\* - C, compared to 5% of those that had ever been persistently absent. This compares to 68% of the all-pupil cohort who had never been persistently absent and 41% of the all-pupil cohort who had been persistently absent (See figure 34).

Those that had ever been persistently absent (unauthorised other) had lower levels of attainment for each of the KS4 benchmarks relative to children who had been cautioned or sentenced for a serious violence offence that had ever been persistently absent for any reason – for example, in 2014/15, just 2% of children who had been cautioned or sentenced for a serious violence offence that had ever been persistently absent (unauthorised other) achieved 5 or more GCSE (or equivalent) passes A\* - C, compared to 5% of those that had ever been persistently absent. For the all-pupil cohort, 12% had been persistently absent (unauthorised other) and achieved 5 or more GCSE (or equivalent) passes at A\*-C, compared with 41% that had been persistently absent (See figure 34).

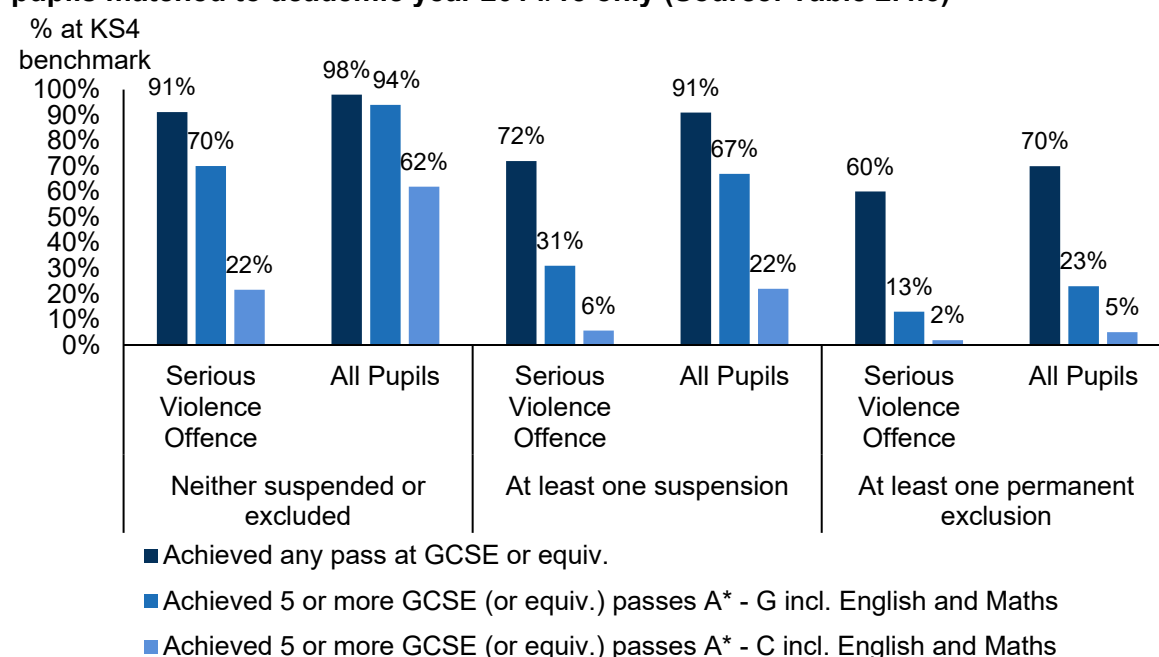
Children who had been cautioned or sentenced for a serious violence offence consistently achieved lower levels of attainment when compared to children who had been cautioned or sentenced for an offence, irrespective of whether they have ever been persistently absent, or persistently absent (unauthorised other) – for example, in 2014/15, 97% of children who had been cautioned or sentenced for an offence but never been persistently absent achieved any pass at GCSE (or equivalent), compared to 96% of children who had been

cautioned or sentenced for a serious violence offence who had never been persistently absent. This compares to 99% of the all-pupil cohort (See figure 34).

**How did key stage 4 attainment vary between children who had been cautioned or sentenced for a serious violence offence who had been suspended or permanently excluded?**

Children who had been cautioned or sentenced for a serious violence offence who had never received either a suspension or permanent exclusion had higher levels of attainment for each of the KS4 benchmarks.

**Figure 35: Key stage 4 (KS4) attainment for children who have been cautioned or sentenced for a serious violence offence, by school exclusion type, for pupils matched to academic year 2014/15 only (Source: Table 2.4.3)**



In 2014/15, 70% of children who had been cautioned or sentenced for a serious violence offence and had never been suspended or permanently excluded achieved 5 or more GCSE (or equivalent) passes at A\*-G, compared with 37% of all children who had been cautioned or sentenced for a serious violence offence.

A similar but less pronounced pattern can be seen for all pupils – in 2014/15, 94% of those that had never been suspended or permanently excluded achieved 5 or more GCSE (or equivalent) passes at A\*-G, compared with 90% of all pupils.

Relative to suspended children who had been cautioned or sentenced for a serious violence offence, permanently excluded children who had been cautioned or sentenced for a serious violence offence had lower levels of attainment for each of the KS4 benchmarks – for example, in 2014/15, 2% of children who had been cautioned or sentenced for a serious violence offence



and ever been permanently excluded achieved 5 or more GCSE (or equivalent) passes at A\*-C, compared to 6% of those that had ever been suspended (See figure 35).

A similar but more pronounced pattern can be seen for all pupils - in 2014/15, 5% of those that had ever been permanently excluded achieved 5 or more GCSE (or equivalent) passes at A\*-C, compared with 22% of those that had ever been suspended (See figure 35).

Those that were cautioned or sentenced for a higher number of serious violence offences had lower levels of attainment for each of the KS4 benchmarks – for example, in 2014/15, 78% of children who had been cautioned or sentenced for 1 serious violence offence achieved any pass at GCSE (or equivalent) compared to 61% of those who had been cautioned or sentenced for 2 or more serious violence offences.

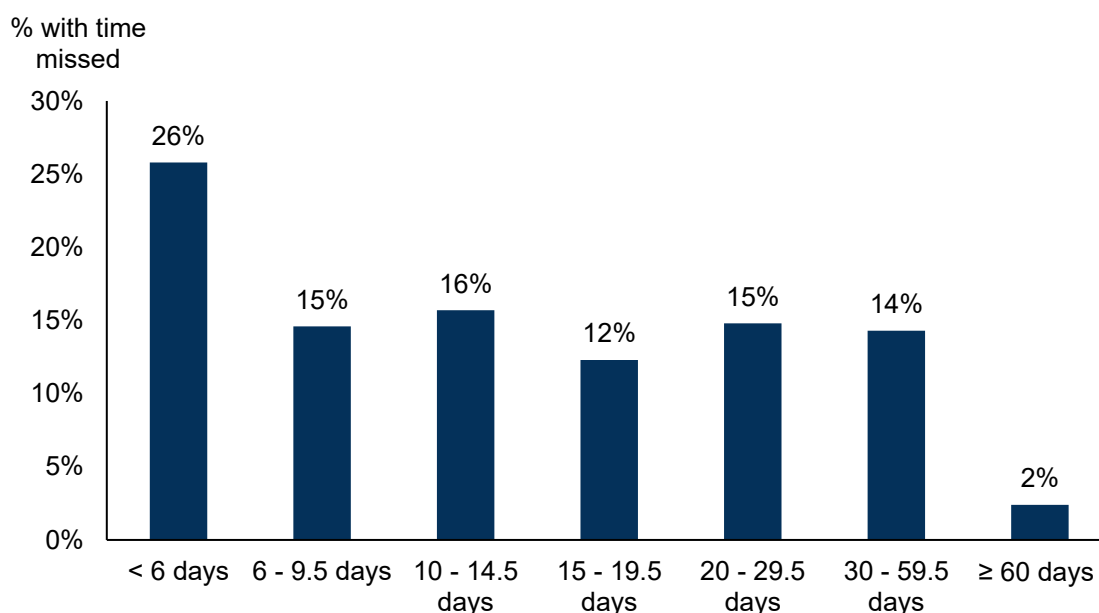
Those that had been cautioned or sentenced for their first serious violence after the end of KS4 achieved higher levels of attainment for each of the KS4 benchmarks – for example, in 2014/15, 71% of children who been cautioned or sentenced for their first serious violence offence before the end of KS4 achieved any pass at GCSE (or equivalent) compared to 84% of those that had been cautioned or sentenced for their first serious violence offence after the end of KS4.

## **Time missed from school**

### ***How much school time was missed resulting from suspension prior to the end of KS4, for children that were cautioned or sentenced for a serious violence offence?***

All suspensions that were received whilst the child attended primary or secondary school were included in the following analysis. Note that, where a child has received multiple suspensions over successive years prior to the end of KS4, the number of school sessions missed from each suspension have been summed together to give the cumulative amount of school time missed over a child's school lifetime.

**Figure 36: Cumulative amount of time missed from school resulting from suspension for children who had been cautioned or sentenced for a serious violence offence, for pupils matched to KS4 academic years 2012/13, 2013/14 and 2014/15 (Source: Table 2.5.1)<sup>62</sup>**



Over a quarter (26%) of children who had been cautioned or sentenced for a serious violence offence, and been suspended, missed less than 6 days in total because of suspension, and just over half (56%) missed 14.5 days in total of school or fewer<sup>63</sup>. 17% of children who had been cautioned or sentenced for a serious violence offence that had been suspended missed 30 days or more from school as a result of being suspended (See figure 36). This suggests that although a large proportion of children that had been cautioned or sentenced for a serious violence offence have been suspended multiple times, the length of the suspensions they had received are quite short. This might suggest that the reasons for the suspensions were relatively low level, rather than behaviour or acts that would usually warrant a permanent exclusion.

## Number of suspensions and permanent exclusions

### ***How many suspensions and permanent exclusions did children who had been cautioned or sentenced for a serious violence offence have?***

As highlighted previously, it was very rare for children who had been cautioned or sentenced for a serious violence offence to receive more than

<sup>62</sup> Note that the bars in this chart do not represent the same size intervals.

<sup>63</sup> A child may be suspended for one or more fixed periods up to a maximum of 45 school days in a single academic year. Please see here for more information: [School suspensions and permanent exclusions - GOV.UK \(www.gov.uk\)](http://www.gov.uk)

one permanent exclusion. However, there was much more variation in the number of suspensions received.

Whilst 13% of children who had been cautioned or sentenced for a serious violence offence received just one suspension, over half (55%) received between two and ten suspensions. Just 7% of the all-pupil cohort had received between two and ten suspensions.

## Section 3: Further analysis of children whose offending had been prolific

This section examines the characteristics of the children whose offending had been prolific broken down by number of cautioned or sentenced offences: 4-6 offences, 7-10 offences, 11-14 offences, 15-25 offences, or 26+ offences.

The children whose offending had been prolific group includes approximately 6,800 children who were cautioned or sentenced for 4-6 offences, 3,400 children who were cautioned or sentenced for 7-10 offences, 1,100 children who were cautioned or sentenced for 11-14 offences, 800 children who were cautioned or sentenced for 15-25 offences and 100 children who were cautioned or sentenced for 26 or more offences.

A high-level analysis of key education variables in relation to the children whose offending had been prolific included in this analysis reveals the following:

### Key findings

<p><b>Those who were cautioned or sentenced for more offences were more likely to have been suspended or permanently excluded than those with fewer offences</b></p>	<p>19% of those cautioned or sentenced for 4-6 offences had been permanently excluded. The figure for those cautioned or sentenced for 26+ offences was 28%.</p>
<p><b>Those cautioned or sentenced for more offences were less likely to have been persistently absent unauthorised other (PAUO) than those with fewer offences</b></p>	<p>50% of those cautioned or sentenced for 7-10 offences had been PAUO. The figure for those cautioned or sentenced for 26+ offences was 46%.</p>
<p><b>Those who were cautioned or sentenced for more offences had lower attainment at KS4 than those with fewer offences</b></p>	<p>19% of those cautioned or sentenced for 4-6 offences achieved 5 or more GCSE's (or equivalents) graded A* - G including English and Maths. The figure for those cautioned or sentenced for 11-14 offences was 7%<sup>64</sup>.</p>
<p><b>Those cautioned or sentenced for more offences were more likely to have been known to children's social care than those with fewer offences</b></p>	<p>78% of those cautioned or sentenced for 11-14 offences had been a child in need. The figure for those cautioned or sentenced for 4-6 offences was 53%<sup>65</sup>.</p>

<sup>64</sup> These figures include the proportion of pupils who achieved 5 or more GCSE's (or equivalents) graded A\* - G including English and Maths who entered KS4 in academic year 2014/15 only.

<sup>65</sup> These figures include the proportion of pupils who had been a child in need who entered KS4 in academic year 2014/15 only.

## Free school meals

The more offences children whose offending had been prolific were cautioned or sentenced for, the more likely they were to be eligible for FSM.

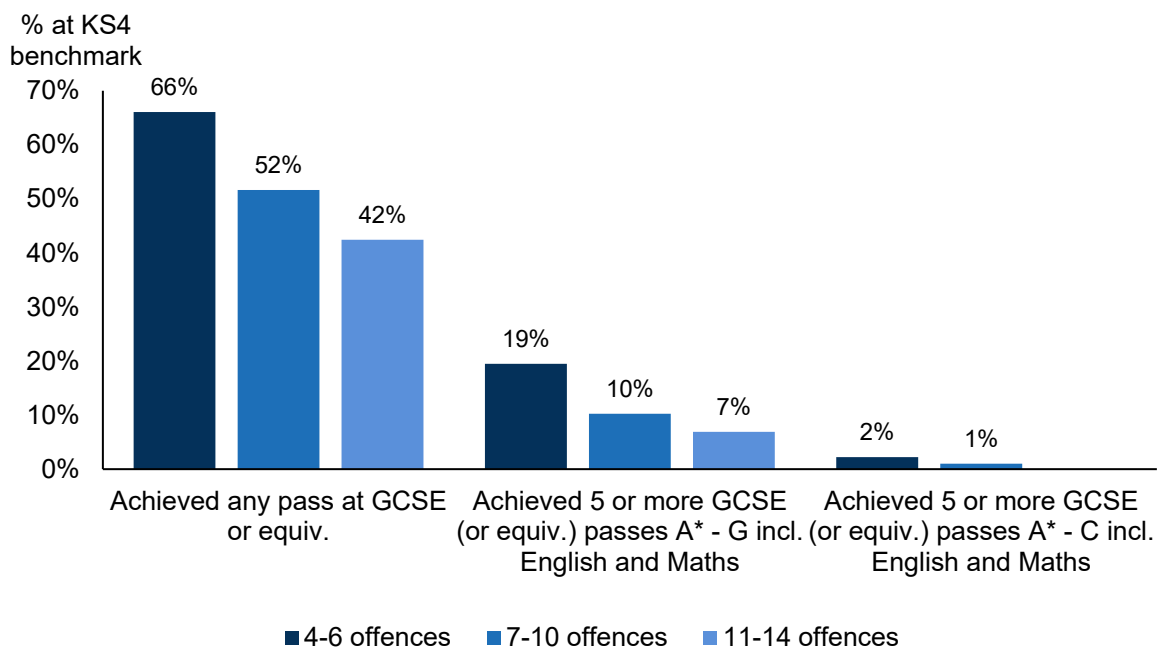
81% of children whose offending had been prolific who were cautioned or sentenced for 4-6 offences were eligible for FSM at any point, compared with 84% who were cautioned or sentenced for 7-10 offences, 86% who were cautioned or sentenced for 11-14 offences, 88% who were cautioned or sentenced for 15-25 offences, and 90% who were cautioned or sentenced for 26 or more offences.

## Attainment at key stage 2 and key stage 4

The more offences children whose offending had been prolific had been cautioned or sentenced for, the less likely they were to reach the expected standard in English and Maths at the end of key stage 2, or achieve various key stage 4 benchmarks, than those who had been cautioned or sentenced for a lower number of offences.

45% of children whose offending had been prolific who had been cautioned or sentenced for 4-6 offences achieved a level 4 in KS2 English compared with 34% who had been cautioned or sentenced for 26+ offences. As demonstrated in section 1, a smaller proportion of children whose offending had been prolific achieve level 4 in KS2 English than in Maths.

**Figure 37: Key stage 4 (KS4) attainment for children whose offending has been prolific, by number of offences cautioned or sentenced for, for pupils matched to academic year 2014/15 only (Source: Table 3.2.3)<sup>66</sup>**



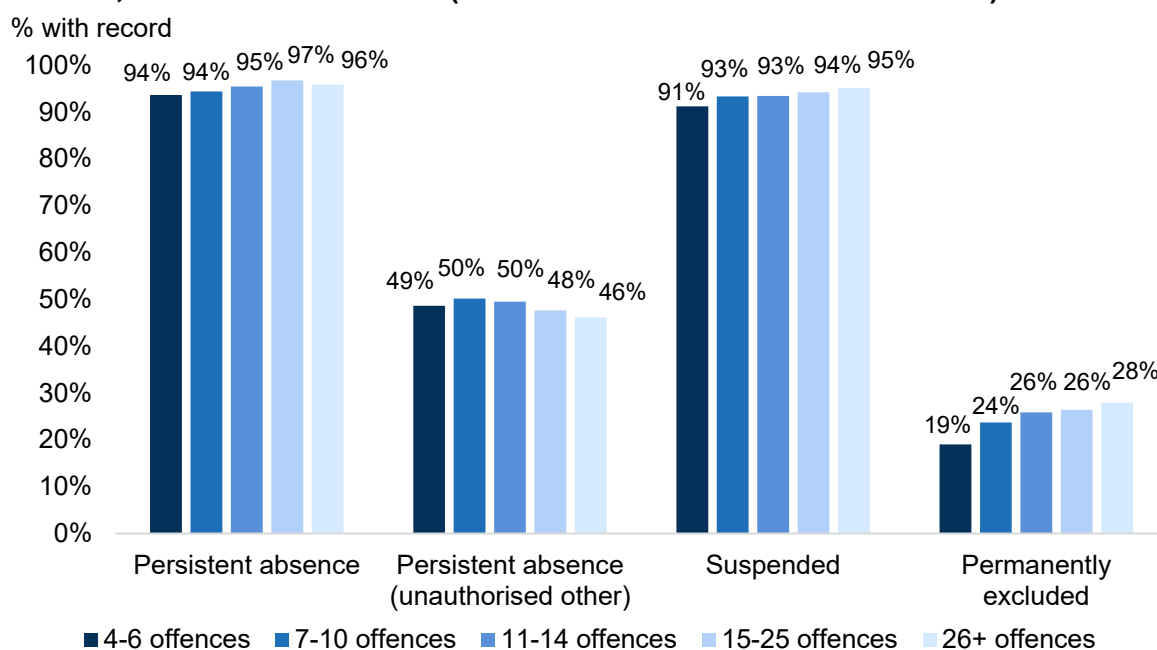
<sup>66</sup> Some figures have been suppressed to prevent the disclosure of personal information.

In 2014/15, 66% of children whose offending had been prolific who had been cautioned or sentenced for 4-6 offences achieved any pass at GCSE level or equivalent, compared with 42% who had been cautioned or sentenced for 11-14 offences. Only a very small percentage of children whose offending had been prolific achieved 5 or more A\*-C GCSE's (or equivalents) including English and Maths regardless of the number of offences cautioned or sentenced for. For example, in 2014/15, 2% of children whose offending had been prolific achieved this benchmark (See figure 37).

## Persistent absence, suspensions, and permanent exclusion

There were small differences among children whose offending had been prolific in incidences of persistent absence by offence volume.

**Figure 38: Proportion of children whose offending had been prolific who had been persistently absent, persistently absent (unauthorised other), suspended or permanently excluded from school by number of offences cautioned or sentenced for, for pupils matched to KS4 academic years 2012/13, 2013/14 and 2014/15 (Source: Table 3.6.1 and Table 3.7.1)**



49% of children whose offending had been prolific who were cautioned or sentenced for 4-6 offences had a record of being persistently absent (unauthorised other), decreasing to 46% for those with 26 or more offences (See figure 38).

In contrast, the incidence of suspensions and permanent exclusions among children whose offending had been prolific increased as the number of offences cautioned or sentenced for increased.

For example, 91% of children whose offending had been prolific who were cautioned or sentenced for 4-6 offences had a record of being suspended, rising to 95% for those with 26 or more offences. 19% of children whose offending had been prolific who were cautioned or sentenced for 4-6 offences had a record of being permanently excluded, rising to 28% for those with 26 or more offences (See figure 38).

Note that absence due to suspensions or permanent exclusion has not been removed from this analysis of persistent absence, and as such the figures for the prevalence of persistent absence here could be over-estimated due to double counting.

## **Alternative provision**

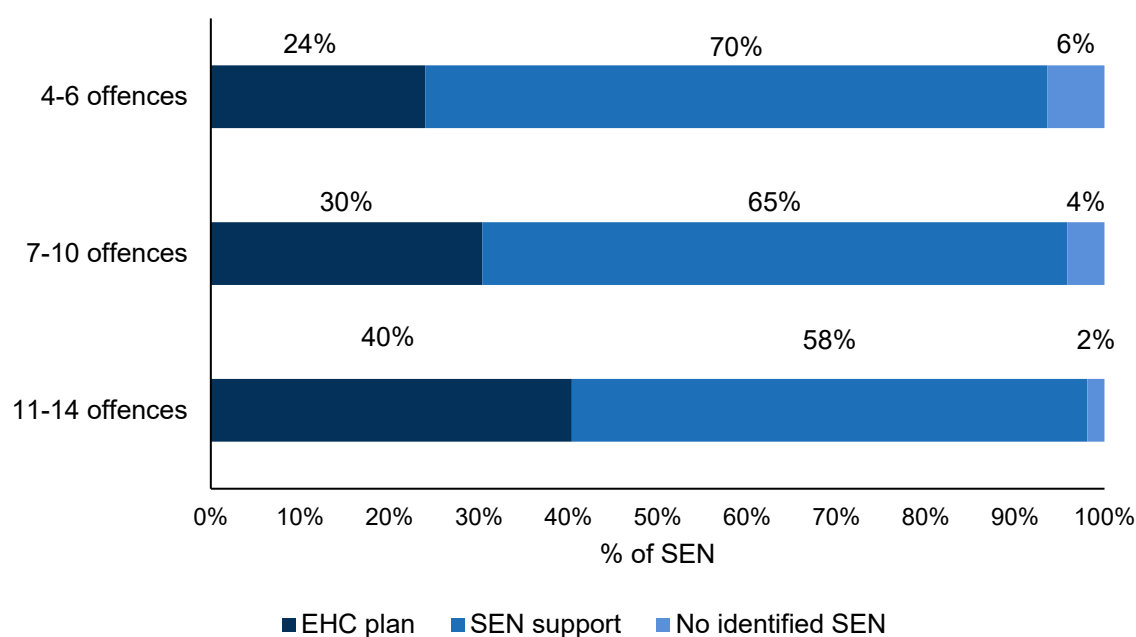
The more offences children whose offending had been prolific had been cautioned or sentenced for, the more likely they were to have ever attended an alternative provision (AP) setting, than those who had been cautioned or sentenced for a lower number of offences.

For example, 50% of children whose offending had been prolific who had been cautioned or sentenced for 4-6 offences had ever attended AP, compared with 76% who had been cautioned or sentenced for 26+ offences.

## **Special Educational Needs (SEN)**

The more offences children whose offending had been prolific were cautioned or sentenced for, the less likely they were to have SEN support.

**Figure 39: Proportion of children whose offending had been prolific with Special Educational Needs (SEN) by number of offences cautioned or sentenced for, for pupils matched to KS4 academic years 2012/13, 2013/14 and 2014/15 (Source: Table 3.4.1)<sup>67</sup>**



70% of children whose offending had been prolific who were cautioned or sentenced for 4-6 offences had SEN support<sup>68</sup> compared to 58% who were cautioned or sentenced for 11-14 offences. The reverse is true for SEN with an EHC plan - the more offences children whose offending had been prolific were cautioned or sentenced for, the more likely they were to have an EHC plan. For those who were cautioned or sentenced for 4-6 offences, 24% had an EHC plan, rising to 40% for those who were cautioned or sentenced for 11-14 offences (See figure 39).

## Children known to children’s social care

The next set of findings look at the proportion of children whose offending had been prolific that were recorded as being children in need (CIN) or children who are looked after (CLA) on 31<sup>st</sup> March in any given year between 2011/12 – 2017/18 for CIN, and 2005/06 - 2017/18 for CLA<sup>69</sup>, as defined by the Children Act 1989, by the number of offences cautioned or sentenced for. To

<sup>67</sup> Some figures have been suppressed to prevent the disclosure of personal information. Percentages may not sum to 100% due to rounding.

<sup>68</sup> SEN support, and never had an EHC plan.

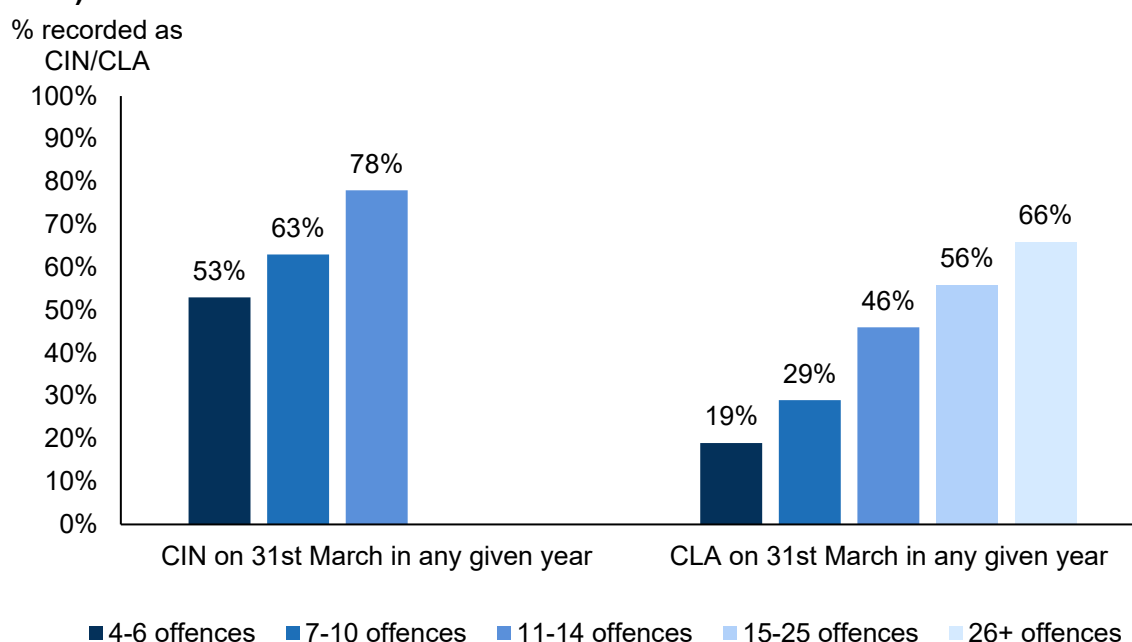
<sup>69</sup> Children are included in this CIN analysis if they have been recorded as a child in need on the 31st March in any period between the ages of 12 - 16. Those matched to earlier years in the KS4 attainment data will as a result have less coverage than those matched to later years. For example: those with KS4 academic year 2012/13 have coverage from age 14 and above. Children are included in this CLA analysis if they have been recorded as a child being looked after on the 31st March in any period between the ages of 6 - 16. Those matched to earlier years in the KS4 attainment data will as a result have less coverage than those matched to later years. For example: those with KS4 academic year 2012/13 have coverage from age 8 and above.



maximise coverage of the CIN data and avoid skewed results, the following analysis is based on children matched to KS4 academic year 2014/15 only.

Children who were cautioned or sentenced for a higher number of offences were more likely to be children in need on the 31<sup>st</sup> March in any given year when aged between 12 and 16, compared to those children whose offending had been prolific but had been cautioned or sentenced for a lower number of offences.

**Figure 40: Proportion of children whose offending had been prolific and known to be children who are looked after or children in need on 31<sup>st</sup> March in any given year by number of offences cautioned or sentenced for, for pupils matched to academic year 2014/15 only (Source: Table 3.5.3)<sup>70</sup>**



Of those with those with 11-14 offences, 78% were recorded as a child in need on the 31<sup>st</sup> March, whereas of those with 4-6 offences, 53% were recorded as a child in need on the 31<sup>st</sup> March.

A similar pattern holds for children who were looked after – of those with 26+ offences, 66% were known to be children who are looked after on the 31<sup>st</sup> March of any given year when aged between 6 and 16, whereas of those with 4-6 offences, 19% were known to be children who are looked after. From 3<sup>rd</sup> December 2012, children who were remanded to youth detention accommodation were recorded as CLA by the designated local authority<sup>71</sup>. Therefore, the more offences a child has been cautioned or sentenced for, the higher the chance they will have become looked after (See figure 40).

<sup>70</sup> Some figures have been suppressed to prevent the disclosure of personal information.

<sup>71</sup> Please see here for more information: [Children looked after return 2020 to 2021: guide - GOV.UK \(www.gov.uk\)](http://www.gov.uk)

It is important to note that the analysis takes no account of how long the children were in need, or in care. It also does not count those who were in need, or looked after, during the period specified but were not in need, or looked after, specifically on 31<sup>st</sup> March. As such, the figures stated will be an under-estimate of the true proportion of children in need and children who are looked after.

## Section 4: Analysis of key education and children’s social care variables by disposal type

This section compares the characteristics of children who had been cautioned or sentenced for an offence for those given an immediate custodial sentence, a suspended sentence<sup>72</sup>, a community sentence, an absolute or conditional discharge<sup>73</sup>, a fine, a caution or another disposal. It provides a breakdown of immediate custody by sentence length: up to and including 6 months, over 6 months and up to and including 12 months, over 12 months and up to and including 24 months, and over 24 months.

Please note this is a descriptive statistics publication of census data (not a sample of a population) and as such does not include any tests for statistical significance.

Children who had been cautioned or sentenced for an offence<sup>74</sup> includes approximately 3,000 children sentenced to less than 6 months immediate custody, 1,400 children sentenced to between 6 and 12 months immediate custody, 900 sentenced to between 12 and 24 months immediate custody, 900 sentenced to over 24 months immediate custody, 1,300 children on suspended sentences, 9,200 children sentenced to an absolute or conditional discharge, 27,600 children sentenced to a community sentence, 5,000 children given a fine, 61,300 children given a caution and 17,100 children sentenced to an ‘other’ disposal.

A high-level analysis of key education variables in relation to children who had been cautioned or sentenced for an offence reveals the following:

### Key findings

**Those given longer custodial sentences had higher attainment at KS4 than those given shorter custodial sentences<sup>75</sup>**

33% of those that received a custodial sentence of over 24 months achieved 5 or more GCSE’s (or equivalents) graded A\* - G including English and Maths. The figure for those given a custodial sentence of 6 months or less was 19%<sup>76</sup>.

<sup>72</sup> Suspended Sentences are available for adults only, children in this analysis are therefore able to receive this disposal when they turn 18.

<sup>73</sup> See glossary in Annex A

<sup>74</sup> The analysis looks separately and independently at those with different disposals. It does not consider any interactions between those who have multiple disposals, and individuals can be considered as part of all disposal groups.

<sup>75</sup> In reading these results, it is important to note that sentences depend on a number of factors including the type, seriousness and circumstances of the crime. When deciding on the sentence, the judge or magistrate will consider things like age, the seriousness of the crime, if they have a criminal record and if they plead guilty or not.

<sup>76</sup> These figures include only pupil who entered KS4 in academic year 2014/15.

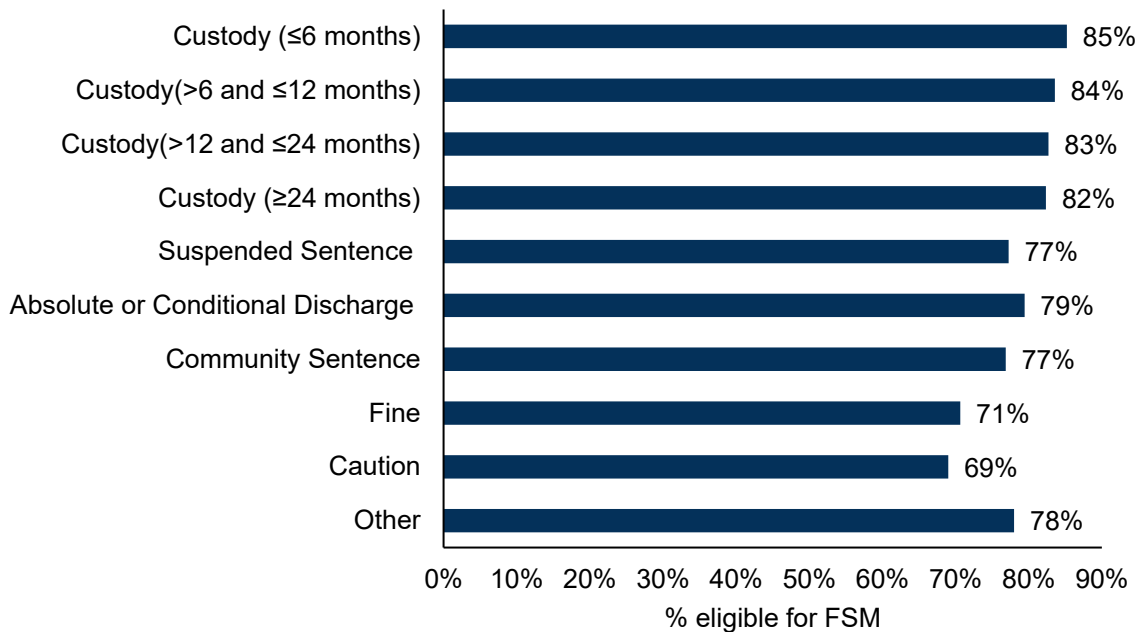
**The incidence of persistent absence, suspensions and permanent exclusion from school among those who were given a custodial sentence up to and including 24 months is greater than all other disposal categories**

For example, 92% of children who were sentenced to immediate custody up to and including 6 months were persistently absent from school at least once, compared with 82% of those issued a fine or 82% given a caution, the lowest proportion among the disposal categories.

## Free school meals

Children who had been cautioned or sentenced for an offence and were sentenced to immediate custody of any length were more likely to be eligible for free school meals (FSM) than those with other disposal types.

**Figure 41: Proportion of children who had been cautioned or sentenced for an offence and were known to be eligible for FSM by Disposal Category and sentence length, for pupils matched to KS4 academic years 2012/13, 2013/14 and 2014/15 (Source: Table 4.3.1)**

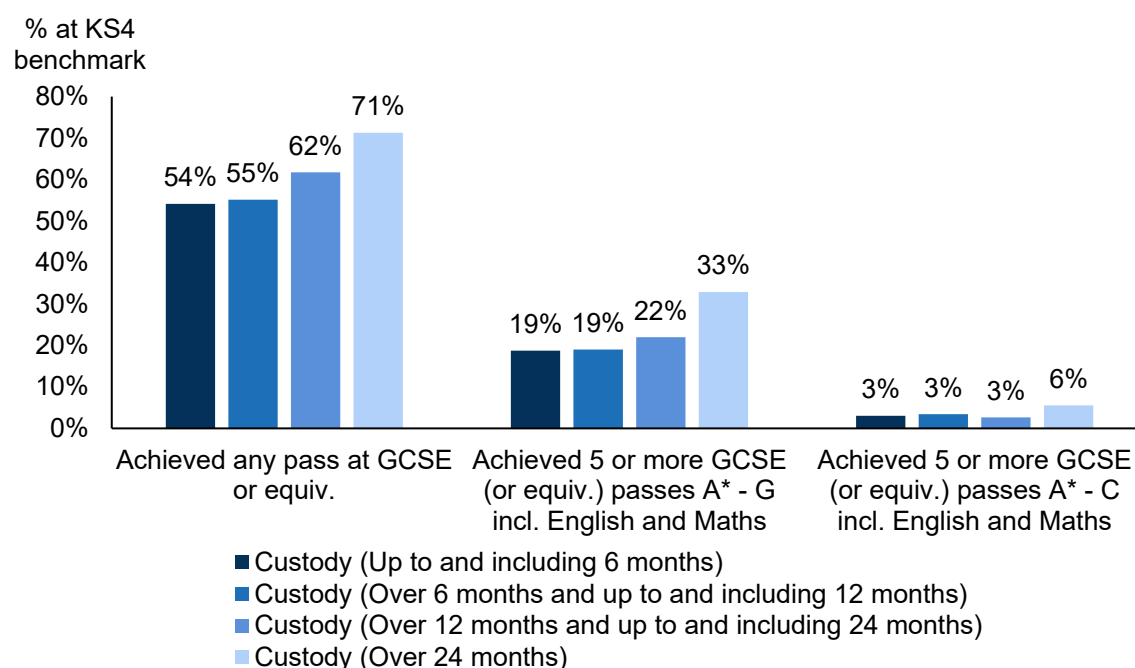


Children who had been cautioned or sentenced for an offence who were given a custodial sentence of 6 months or less had the highest proportion eligible for FSM (85%); those who were given a caution had the lowest proportion of children who were eligible for FSM (69%). There is little difference between those that were given different sentence lengths and FSM eligibility (See figure 41).

## Attainment at key stage 2 and key stage 4

A lower proportion of children who had been cautioned or sentenced for an offence and were given a custodial sentence of any length, reached the expected standard in English and Maths at the end of key stage 2 (KS2) or achieved various key stage 4 (KS4) benchmarks, than the comparison disposals.

**Figure 42: Key stage 4 (KS4) attainment, by custodial sentence length, for pupils matched to academic year 2014/15 only (Source: Table 4.2.3)**



For example, 71% of children who had been cautioned or sentenced for an offence and finished KS4 in 2014/15 and were given a custodial sentence of 24 months or more achieved any pass at GCSE (or equivalent), compared with 97% of the all-pupil population, 81% of those given a caution, 75% of those given a suspended sentence, 73% of those given a fine, 74% of those given a community sentence and 67% of those given an absolute or conditional discharge.

The academic attainment of those who were given a custodial sentence also differs by sentence length. A higher proportion of children who had been cautioned or sentenced for an offence and were given a custodial sentence length of over 24 months achieved various KS4 benchmarks, than those given shorter sentence lengths. For example, in 2014/15, 71% achieved any pass at GCSE (or equivalent), compared with 54% of those who were given a custodial sentence of up to and including 6 months (See figure 42).

## Persistent absence, suspensions, and permanent exclusion

The incidence of persistent absence, suspensions and permanent exclusion from school among those who were given a custodial sentence of any length up to and including 24 months is greater than all other disposal categories.

For example, 91% of children who had been cautioned or sentenced for an offence and were sentenced to immediate custody of over 6 months and up to and including 12 months were persistently absent from school at least once, compared with 82% of those issued a fine or 82% given a caution, the lowest proportion among the disposal categories.

The proportion of children who had been cautioned or sentenced for an offence and were persistently absent decreases as the sentence length increases: 92% of those who were given a custodial sentence length of up to and including 6 months were persistently absent from school at least once, compared with 86% of those who were given a custodial sentence length of over 24 months<sup>77</sup>.

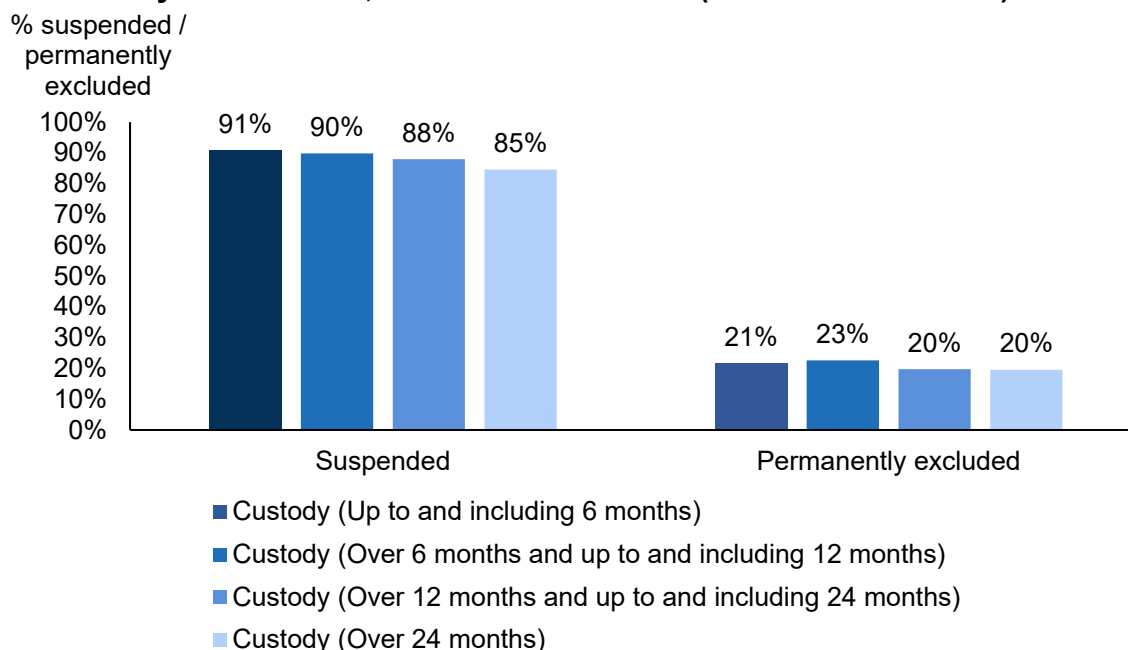
A similar pattern is observed for suspensions, with the proportion of those who were suspended decreasing as the sentence length increases. However, the proportion of children who had been cautioned or sentenced for an offence and had been permanently excluded doesn't show a clear trend (See figure 43).

Note that absence due to suspensions or permanent exclusion has not been removed from this analysis of persistent absence, and as such the figures for the prevalence of persistent absence here could be over-estimated due to double counting.

---

<sup>77</sup> Note that absence due to suspensions or permanent exclusion has not been removed from this analysis of persistent absence, and as such the figures for the prevalence of persistent absence here could be over-estimated due to double counting.

**Figure 43: Proportion of children who had been cautioned or sentenced for an offence and suspended or permanently excluded from school by disposal category and sentence length, for pupils matched to KS4 academic years 2012/13, 2013/14 and 2014/15 (Source: Table 4.7.1)**



## Alternative provision

Children who had been cautioned or sentenced for an offence and were sentenced to immediate custody of any length were more likely to have attended an AP setting than those with other disposal types.

For example, 58% of children who had been cautioned or sentenced for an offence and were given a custodial sentence of up to and including 6 months had ever attended an AP setting. A similar proportion was seen for children that had received a custodial sentence of between 6 and 12 months (56%). Children who had received a caution were the least likely to have attended an AP setting (26%).

## Special Educational Needs (SEN)

Children who had been cautioned or sentenced for an offence and were sentenced to immediate custody of any length were more likely to be recorded as SEN with an Education, Health and Care (EHC) plan than those with other disposal types.

Among children who had been cautioned or sentenced for an offence who were given a custodial sentence of over 24 months, 22% had an EHC plan and 69% were recorded as receiving SEN support. The corresponding proportions are lower for the other disposal categories, with those who were

given a caution having the lowest proportion with SEN (14% having an EHC plan, 67% having SEN support)<sup>78</sup>.

There were relatively small differences among children who had been cautioned or sentenced for an offence who were given different custodial sentence lengths. Those who were given a custodial sentence of up to and including 6 months had the highest proportion of custodial sentence children with an EHC plan (29%), compared to those who were given a custodial sentence length of over 24 months (22%).

## Children known to children's social care

The next set of findings look at the proportion of children who had been cautioned or sentenced for an offence that were recorded as being children in need (CIN) on the 31<sup>st</sup> March in any given year between 2011/12 – 2017/18, or children who are looked after (CLA) on 31<sup>st</sup> March in any given year between 2005/06 – 2017/18, as defined by the Children Act 1989<sup>79,80</sup>. To maximise coverage of the CIN data and avoid skewed results, the following analysis is based on children matched to KS4 academic year 2014/15 only.

Children who had been cautioned or sentenced for an offence and were sentenced to immediate custody of up to 6 months, and between 6 and 12 months were more likely to be CIN on 31<sup>st</sup> March in any given year when aged between 12 and 16 than those with other disposal types. Children who had been cautioned or sentenced for an offence and were sentenced to immediate custody of between 6 and 12 months were more likely to be CLA on 31<sup>st</sup> March in any given year when aged between 6 and 16 than those with other disposal types.

---

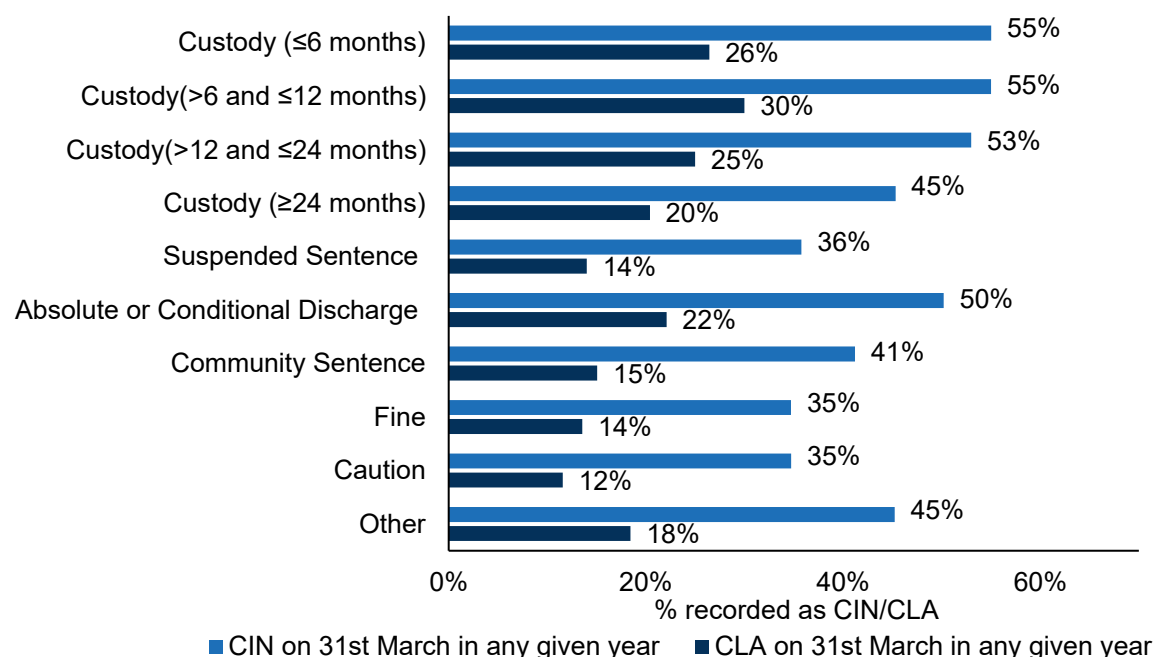
<sup>78</sup> SEN support, and never had an EHC plan.

<sup>79</sup> It is important to note on using this measure, the analysis takes no account of how long the children were in care. It also does not count those who were in need, or looked after, during the period specified but were not in need, or looked after, specifically on 31<sup>st</sup> March. As such, the figures stated will be an under-estimate of the true proportion of children in need and children who are looked after.

<sup>80</sup> Children are included in this CIN analysis if they have been recorded as a child in need on the 31<sup>st</sup> March in any period between the ages of 12 - 16. Those matched to earlier years in the KS4 attainment data will as a result have less coverage than those matched to later years. For example: those with KS4 academic year 2012/13 have coverage from age 14 and above. Children are included in this CLA analysis if they have been recorded as a child being looked after on the 31<sup>st</sup> March in any period between the ages of 6 - 16. Those matched to earlier years in the KS4 attainment data will as a result have less coverage than those matched to later years. For example: those with KS4 academic year 2012/13 have coverage from age 8 and above.



**Figure 44: Proportion of children cautioned or sentenced for an offence and known to be children in need or children who are looked after on 31st March in any given year by disposal category and sentence length, for pupils matched to academic year 2014/15 only (Source: Table 4.5.3)**



For children in need on the 31<sup>st</sup> March, the proportion of those that had been given a custodial sentence of up to 6 months was 55% compared to 35% of those given a fine or 35% of those given a caution, the lowest proportion of all disposal types (See figure 44).

30% of children who had been cautioned or sentenced for an offence and were given a custodial sentence of between 6 and 12 months were children looked after, the highest proportion of all disposal types. This compares with 12% of those who were given a caution, the lowest proportion of all disposal types. Across all the disposal types, there were consistently higher proportions of those that were CIN than were CLA (See figure 44).

As previously referenced, from 3<sup>rd</sup> December 2012, children up to the age of 18 who are remanded to youth detention accommodation as a result of being charged with or convicted of an offence will be 'looked after' by the designated local authority<sup>81</sup>.

<sup>81</sup> Please see here for more information: [Children looked after return 2020 to 2021: guide - GOV.UK \(www.gov.uk\)](http://www.gov.uk)

## Annex A: Glossary

Item	Definition
Absolute discharge	When the court decides someone is guilty, but decides not to punish them further at this time, they will be given a 'discharge'. Discharges are given for minor offences. An 'absolute discharge' means that no more action will be taken.
Alternative provision (AP)	Education arranged by local authorities for pupils who, because of permanent exclusion, illness or other reasons, would not otherwise receive suitable education; education arranged by schools for pupils on a fixed period exclusion (suspension); and pupils being directed by schools to off-site provision to improve their behaviour.
Caution	A warning given to adult offenders who admit guilt and agree to be cautioned. They are issued on the instructions of a senior police officer where there is sufficient evidence for a conviction, and it is not considered to be in the public interest to institute criminal proceedings.
Child protection plan (CPP)	Support for a child where there is reasonable suspicion that child is suffering, or likely to suffer, significant harm. CPP is a subset of CIN.
Children in need (CIN)	<p>Child in need (CIN) is a broad definition spanning a wide range of children and adolescents, in need of varying types of support and intervention, for a variety of reasons. A child is defined as 'in need' under section 17 of the Children Act 1989 where:</p> <ul style="list-style-type: none"> <li>• they are unlikely to achieve or maintain, or to have the opportunity of achieving or maintaining, a reasonable standard of health or development without the provision for them of services by a local authority</li> <li>• their health or development is likely to be significantly impaired, or further impaired, without the provision for them of such services; or</li> <li>• they are disabled</li> </ul> <p>CPP and CLA are subsets of CIN.</p>
Children who are looked after (CLA)	<p>Under the Children Act 1989, a child is looked-after by a local authority if they fall into one of the following:</p> <ul style="list-style-type: none"> <li>• is provided with accommodation, for a continuous period of more than 24 hours [Children Act 1989, Section 20 and 21]</li> </ul>

Item	Definition
	<ul style="list-style-type: none"> <li>• is subject to a care order [Children Act 1989, Part IV]</li> <li>• is subject to a placement order</li> </ul> CLA is a subset of CIN.
Children whose offending has been prolific	Children whose offending has been prolific in this cohort have been defined as those who are aged 10-17 and have 4 or more previous sanctions or committed 8 or more sanctions aged 18-20, of which 4 or more were received whilst they were aged between 18 and 20.
Community Sentence	When a court imposes a community sentence, the child does not go to prison, but the court says there are specific things the child can, cannot and must do while serving their sentence. The magistrate or judge will decide which combination of these 'requirements' will most effectively punish the child for their crime, while also reducing the risk of them offending again. For children, the community sentences used are Referral Order, Reparation Order and Youth Rehabilitation Order, while for adults it is a Community order.
Conditional discharge	When the court decides someone is guilty, but decides not to punish them further at this time, they will be given a 'discharge'. Discharges are given for minor offences. A 'conditional discharge' means that the offender will not be punished unless they commit another offence within a set period of time (no longer than three years).
Disposal type	Disposal is defined here as the end result of a trial at court. In this publication, the disposals of interest are immediate custody, suspended sentences, absolute or conditional discharges, community penalties, fines, cautions. Disposals not included in this list have been categorised as 'other'. Where a child who has committed an offence has been sentenced to immediate custody, the length of sentence has also been analysed.
Fine	A financial penalty imposed following conviction.
Free school meals (FSM)	The metric used in this analysis is FSM eligibility. Children are eligible for FSM if a claim has been made by them or on their behalf and either: <ul style="list-style-type: none"> <li>• the relevant local authority / school has confirmed that they are entitled to free school meals</li> </ul>

Item	Definition
	<ul style="list-style-type: none"> <li>• the relevant local authority / school has seen the necessary documentation (that confirms entitlement to free school meals)</li> </ul> <p>FSM are available to pupils in receipt of, or whose parents are in receipt of, one or more of the following benefits:</p> <ul style="list-style-type: none"> <li>• Universal Credit (provided you have an annual net earned income of no more than £7,400, as assessed by earnings from up to three of your most recent assessment periods)</li> <li>• Income Support</li> <li>• Income-based Jobseeker's Allowance</li> <li>• Income-related Employment and Support Allowance</li> <li>• Support under Part VI of the Immigration and Asylum Act 1999</li> <li>• The guarantee element of Pension Credit</li> <li>• Child Tax Credit (provided you are not also entitled to Working Tax Credit and have an annual gross income of no more than £16,190)</li> <li>• Working Tax Credit run-on – paid for four weeks after you stop qualifying for Working Tax Credit.</li> </ul>
Immediate custody	<p>Unsuspended imprisonment for adults aged 21 or over and detention in a young offender institution for those aged 18 to 20. The maximum sentence available for adult knife or offensive weapon offenders is 4 years. Juveniles aged 12 to 17 may receive a detention and training order of 4, 6, 8, 10, 12, 18 or 24 months.</p>
Permanent exclusion	<p>A permanent exclusion is when a pupil is no longer allowed to attend a school.</p>
Persistent absence	<p>Persistent absence is when a pupil enrolment's overall absence equates to 10 per cent or more of their possible sessions</p>
Persistent absence (unauthorised other)	<p>Persistent absence (unauthorised other) is when a pupil enrolment's absence due to 'unauthorised other' reasons equates to 10 per cent or more of their possible sessions</p>
Serious Violence	<p>The definition of serious violence used in this paper is broadly based on the following categories of offence groups and offence types: indictable only 'violence against the person' offences, indictable only 'robbery offences', and triable either way or indictable only 'possession of weapons offences'. A full list of offences</p>

Item	Definition
	included in the definition can be found in Annex B. Children who have committed a serious violence offence here therefore relate to young people cautioned or convicted for any of the offences in Annex B.
Special Educational Needs (SEN)	<p>A child or young person has SEN if they have a learning difficulty or disability which calls for special educational provision to be made for them i.e., educational or training provision that is additional to or different from that made generally for their peers. A pupil identified as having SEN will either:</p> <ul style="list-style-type: none"> <li>• be receiving ‘SEN support’</li> <li>• in a minority of cases, have a statutory Education, Health and Care plan setting out their complex needs and how these will be met</li> </ul>
Suspended sentence	A custodial sentence of 6 months or less in magistrate’s courts and 2 years or less in the Crown Court, suspended for a period ranging from six months to two years available for adults only.
Suspension	<p>A suspension is where a pupil has been temporarily removed from the school (including during lunchtime). Prior to 2019/20, suspensions were referred to as a fixed period exclusion. Please see here for more information: <a href="https://publishing.service.gov.uk">Exclusion from maintained schools, academies and pupil referral units in England (publishing.service.gov.uk)</a></p>
Youth caution	<p>Introduced on April 8th 2013. Youth cautions are formal out-of-court disposals for young offenders (aged 10 to 17) and intended to allow a more flexible response to offending than the preceding Final Warning Scheme. These now replace reprimands and warnings. Guidance on youth cautions can be found at <a href="https://www.gov.uk/government/publications/out-of-court-disposals">https://www.gov.uk/government/publications/out-of-court-disposals</a>.</p>

## Annex B: Serious Violence definition – list of offences

Home Office Offence code	Offence description
00100	Violence against the person
00101	Murder of persons aged 1 year or over
00102	Murder of infants under 1 year of age
00200	Attempted murder
00301	Making threats to kill
00302	Conspiracy or soliciting, etc., to commit murder
00303	Assisting offender by impeding his apprehension or prosecution in a case of murder
00304	Intentionally encouraging or assisting commission of murder
00305	Encouraging or assisting in the commission of murder believing it will be committed
00306	Encouraging or assisting in the commission of one or more offences of murder believing one or more will be committed
00401	Manslaughter
00402	Infanticide
00403	Child destruction
00501	Wounding etc. with intent to do grievous bodily harm etc. or to resist apprehension
00504	Attempting to choke, suffocate etc. with intent to commit an indictable offence (garrotting)
00505	Using chloroform, etc., to commit or assist in committing an indictable offence
00506	Burning, maiming, etc. by explosion
00507	Causing, explosions or casting corrosive fluids with intent to do grievous bodily harm
00509	Placing, etc. explosives in or near ships or buildings with intent to do bodily harm, etc.
00510	Endangering life or causing harm by administering poison
00513	Possession etc. of explosives with intent to endanger life
00514	Possession of firearms etc., with intent to endanger life (Group I)
00515	Possession of firearms etc. with intent to endanger life (Group II)
00516	Possession of firearms etc. with intent to endanger life (Group III)
00517	Using etc. firearms or imitation firearms with intent to resist arrest etc. (Group I)
00518	Using etc. firearms or imitation firearms with intent to resist arrest etc. (Group II)

<b>Home Office Offence code</b>	<b>Offence description</b>
00519	Using etc. firearms or imitation firearms with intent to resist arrest etc. (Group III)
00520	Use etc. of chemical weapons
00521	Use of premises or equipment for producing chemical weapons
00522	Use, threat of use, production or possession of a nuclear weapon
00527	Torture
00802	Administering poison with intent to injure or annoy
00804	Causing bodily harm by furious driving
00805	Assaults on person preserving wreck
00806	Assaults occasioning actual bodily harm
00833	Racially aggravated wounding or inflicting grievous bodily harm (inflicting bodily injury with or without weapon)
00840	Religiously aggravated malicious wounding or grievous bodily harm
00846	Racially or religiously aggravated malicious wounding or grievous bodily harm (GBH)
00859	Racially or religiously aggravated wounding or grievous bodily harm
03401	Robbery
03402	Assault with intent to rob
03410	Robbery
02802	Burglary in a dwelling with intent to inflict grievous bodily harm - indictable only
05601	Arson endangering life
00803	Setting spring guns etc. to injure trespassers
00811	Possession of offensive weapons without lawful authority or reasonable excuse
00813	Possessing firearm or imitation firearm at time of committing or being arrested for an offence specified in Schedule 1 of the Act (Group I)
00814	Possessing firearm or imitation firearm at time of committing or being arrested for an offence specified in Schedule 1 of the Act (Group II)
00815	Possessing firearm or imitation firearm at time of committing or being arrested for an offence specified in Schedule 1 of the Act (Group III)
00816	Possessing firearm or imitation firearm with intent to commit an indictable offence or resist arrest etc (Group I)
00817	Possessing firearm or imitation firearm with intent to commit an indictable offence, or resist arrest etc (Group II)
00818	Possessing firearm or imitation firearm with intent to commit an indictable offence, or resist arrest etc (Group III)

<b>Home Office Offence code</b>	<b>Offence description</b>
00823	Possession of a firearm or imitation firearm, with intent to cause fear of violence (Group I)
00824	Possession of a firearm or imitation firearm with intent to cause fear of violence (Group II)
00825	Possession of a firearm or imitation firearm with intent to cause fear of violence (Group III)
00826	Having an article with a blade or point in a public place
00827	Having an article with a blade or point on school premises
00828	Possession of offensive weapons without lawful authority or reasonable excuse on school premises
00853	Using another to look after, hide or transport a dangerous weapon - offensive weapon, knife or bladed weapon
00854	Using another to look after, hide or transport a dangerous weapon - a firearm
00861	Threaten with an offensive weapon in a public place
00862	Threaten with a blade or sharply pointed article on school premises
00863	Threaten with an offensive weapon on school premises
00864	Threaten with blade/sharply pointed article in a public place
08101	Possession of weapons
08103	Possessing etc. firearm or ammunition without firearm certificate (Group I)
08104	Possessing etc. shotgun without certificate (Group II)
08107	Trading in firearms without being registered as a firearms dealer (Group I)
08108	Trading in firearms without being registered as a firearms dealer
08109	Selling firearm to person without a certificate (Group I)
08110	Selling firearm to person without a certificate (Group II)
08111	Repairing, testing etc. firearm for person without a certificate (Group I)
08112	Repairing, testing etc. firearm for person without a certificate (Group II)
08113	Falsifying certificate etc. with a view to acquisition of firearm (Group I)
08114	Falsifying certificate etc. with a view to acquisition of firearm (Group II)
08115	Shortening a shotgun or other smooth bore gun (Group I)
08116	Conversion of firearms (Group I)
08117	Possessing or distributing prohibited weapons or ammunition (Group I)
08126	Carrying firearm in public place etc. (Group I)



<b>Home Office Offence code</b>	<b>Offence description</b>
08127	Carrying loaded firearm in public place etc. (Group II)
08129	Trespassing with firearm or imitation firearm in a building (Group I)
08130	Trespassing with firearm or imitation firearm in a building (Group II)
08135	Possession of firearms by persons previously convicted of crime (Group I)
08136	Possession of firearms by persons previously convicted of crime (Group II)
08137	Possession of firearms by persons previously convicted of crime (Group III)
08138	Supplying firearms to person denied them under Section 21 (Group I)
08139	Supplying firearms to person denied them under Section 21 (Group II)
08140	Supplying firearms to person denied them under Section 21 (Group III)
08142	Failure to transfer firearms or ammunition in person (Group I)
08143	Failure to give notice in writing to the Chief Officer of Police of transfers involving firearms (Group I)
08144	Failure by certificate holder to notify in writing Chief Officer of Police of deactivation, destruction or loss of firearms or ammunition (Group I)
08145	Failure by certificate holder to notify in writing Chief Officer of Police of events taking place outside Great Britain involving firearms and ammunition (sold or otherwise disposed of, lost etc) (Group I)
08169	Possession of weapons
08170	Possessing or distributing prohibited weapons designed for discharge of noxious liquid etc. (Group I)
08171	Possessing or distributing firearm disguised as other object (Group I)
08172	Possessing or distributing other prohibited weapons
08173	Offence in relation to the unlawful IMPORTATION of any weapon or ammunition of a kind mentioned in S.5(1)(a),(ab),(aba),(ac), (ad),(ae),(af) or (c) of the Firearms Act 1968
08174	Offence in relation to the unlawful EXPORTATION of any weapon or ammunition of a kind mentioned in S.5(1)(a) (ab),(aba),(ac),(ad),(ae), (af) or (c) of the Firearms Act 1968
08176	Selling or transferring an air weapon unlawfully
08177	Carrying a loaded or unloaded or imitation firearm or air weapon in public place
08178	Knowingly being concerned in activity prohibited by Parts 2, 3 or 4 of the Order with intent to evade the relevant prohibition

<b>Home Office Offence code</b>	<b>Offence description</b>
08179	Unship / unload prohibited weapon / ammunition with intent to evade prohibition / restriction
08180	Remove prohibited weapons / ammunition from their place of importation with intent to evade prohibition / restriction
08181	Import prohibited weapons / ammunition with intent to evade a prohibition / restriction
08182	Export prohibited weapon / ammunition with intent to evade prohibition / restriction
08183	Carry / remove / deposit etc. prohibited weapons / ammunition with intent to evade a prohibition / restriction
08184	Knowingly concerned in fraudulent evasion of prohibition / restriction on prohibited weapon / ammunition
08185	Manufacture weapon / ammunition specified in section 5(1) of the Firearms Act 1968
08186	Sell / transfer prohibited weapon / ammunition
08187	Possess prohibited weapon / ammunition for sale / transfer
08188	Purchase / acquire prohibited weapon / ammunition for sale / transfer
08189	Offences under Explosives Precursors Regulations 2014
08190	Manufacture an offensive weapon; Possess article for use in connection with conversion of imitation firearm
08191	Make / sell / give as gift defectively deactivated weapon - Police and Crime Act 2017
09001	Unlawful marketing of knives (selling or hiring)
09002	Unlawful marketing of knives (offering or exposing to sell or hire)
09003	Unlawful marketing of knives - having in possession for the purpose of sale or hire
09004	Publication of any written, pictorial or other material in connection with the marketing of any knife - the material suggesting or indicating knife suitable for combat
09005	Publication of any written, pictorial or other material in connection with the marketing of any knife - the material is otherwise likely to stimulate or encourage violent behaviour involving use of the knife as a weapon
05914	Manufacture, possession or control of explosives under suspicious circumstances
05915	Possessing or making an explosive substance, a noxious or dangerous thing, a machine, engine or instrument with intent to commit an offence under the Offences against the Person Act 1861
06906	Unauthorised possession in prison of knife or offensive weapon

## Annex C: Data sources

Most of the DfE data used in the descriptive statistics analysis is taken from the school census, which is a pupil-level data collection from primary, secondary, special and state-funded alternative provision (AP) schools (pupil referral units, AP academies and AP free schools). The school census takes place three times a year; in the Autumn, Spring and Summer terms. Data from the Pupil Referral Unit (PRU) and the AP censuses is also included. The PRU census was a yearly Spring collection census of all state-funded AP settings which was incorporated into the school census in 2013/14. The AP census is also a yearly Spring census. Since the AP and PRU censuses are yearly, missing termly data for Autumn and Summer terms was inferred from the Spring data collection of the same academic year, where appropriate. Additionally, some data is collected in the school census that is not collected in the AP and PRU census. Where appropriate, this missing data has been filled in from the school census.

To be aware; in most cases, where pupils are registered in two schools, the pupil's main record from the school census was used to obtain information about the pupil. However, in some cases, existence of a dual-subsidary record was noted, and the student flagged as attending more than one educational setting. We have incorporated information from pupil's subsidiary records for school, Local Authority and SEN, in order to capture as much information as possible.

In addition to this, examination data was also included. This data was matched onto the school census base data at a pupil-level from the KS2 and KS4 examination data. Where duplicate results existed for students, the latest academic year was taken. If duplicates remained, the highest score was used.

### Ethnicity data

Data on a child's ethnicity is taken from the School Census. As of 2011, information regarding ethnicity could only be provided by the child or their parent(s).

**Table 2:** Ethnic group major categories are outlined below:

Code	Ethnic group
AOEG	Any Other Ethnic Group
ASIA	Asian
BLAC	Black
CHIN	Chinese
MIXD	Mixed
UNCL	Unclassified
WHIT	White

**Table 3:** Ethnic group minor categories are outlined below:

<b>Code</b>	<b>Ethnic group</b>
ABAN	Bangladeshi
AIND	Indian
AOTH	Any Other Asian Background
APKN	Pakistani
BAFR	Black African
BCRB	Black Caribbean
BOTH	Any Other Black Background
CHNE	Chinese
MOTH	Any Other Mixed Background
MWAS	White and Asian
MWBA	White and Black African
MWBC	White and Black Caribbean
NOBT	Information Not Yet Obtained
OOEH	Any Other Ethnic Group
REFU	Refused
WBRI	White British
WIRI	White Irish
WIRT	Traveller of Irish Heritage
WOTH	Any Other White Background
WROM	Gypsy/Roma

## Children known to children's social care data

Data from the children in need (CIN) census and children who are looked after (CLA) census was also included. In sections 1, 3 and 4 of the publication, the CIN and CLA data used indicates whether a given pupil was CIN or CLA on the 31<sup>st</sup> March in a given year. This differs from the measures used in the annual publication 'Children looked after in England including adoptions', which looks at whether the child was recorded as being looked after on 31<sup>st</sup> March in the previous year; whether the child started being looked after during the previous year ending 31<sup>st</sup> March; and for offending specifically, whether the child had been looked after for at least 12 months in the year ending 31<sup>st</sup> March. For section 2, termly CIN and CLA datasets were used which were provided internally. This is the only piece of analysis that has used data that is not available for external users of the data share.

## Special Educational Needs data

Pupils identified with Special Educational Needs (SEN) are classified as those that have a statement of SEN or Education, Health and Care (EHC) plan (or, prior to reforms introduced in September 2014, a Statement of SEN).and

those who are in the SEN Support category (or, prior to reforms introduced in September 2014, School Action or School Action Plus). The period for local authorities to transfer children and young people with Statements of SEN to EHC plans started in September 2014 and ended on 31 March 2018.

Primary type of need is collected through the school census for those pupils on SEN Support, or EHC plan (or the pre-2014 equivalents). The coverage for January 2015 onwards is different to previous years. Pupils who were on School Action were not required to have a primary type of need recorded. From 2015 pupils who were on School Action who have transferred to SEN support will be recorded as having a primary type of need. This has led to an increase in the number of pupils recorded as having a primary type of need. There were changes to the classification of type of need in 2015: the previous code of 'Behaviour, Emotional and Social Difficulties (BESD)' was removed. A new code 'Social, Emotional and Mental Health (SEMH)' was introduced, although this was not intended to be a direct replacement.

**Table 4: Special Educational Needs categories**

<b>Code</b>	<b>SEN primary need</b>
ASD	Autistic spectrum disorder
HI	Hearing impairment
MLD	Moderate learning difficulty
MSI	Multi-sensory impairment
PD	Physical disability
PMLD	Profound & multiple learning difficulty
SEMH	Social, emotional & mental health
BESD	Behaviour, emotional and social difficulties
SLCN	Speech, language & communication
SLD	Severe learning difficulty
SPLD	Specific learning difficulty
VI	Visual impairment
OTH	Other difficulty/disability

## Annex D: Comparison of characteristics by offending and pupil group

**Table 5: Characteristics of all pupils compared with children cautioned or sentenced for an offence**

<b>Characteristic</b>	<b>Proportion of all pupils with characteristic</b>	<b>Proportion of children cautioned or sentenced for an offence with characteristic</b>	<b>Proportion of all pupils with characteristic that were cautioned or sentenced for an offence</b>
Ever eligible for free school meals	34%	69%	10%
Ever persistently absent	44%	81%	9%
Ever persistently absent (unauthorised other) – used as a proxy for truancy	7%	33%	23%
Ever persistently absent due to suspensions or exclusion	1%	14%	57%
Ever persistently absent for any reason except suspensions or exclusion	43%	77%	8%
Ever suspended	15%	71%	23%
Ever excluded	1%	10%	59%
Ever alternative provision	3%	26%	41%
Ever alternative provision (state funded only)	2%	22%	45%
Ever Education, Health Care plan (EHC plan)	4%	13%	14%
Ever SEN support, never with an EHC plan	41%	67%	8%
No identified SEN	55%	20%	2%
Ever recorded as a child in need on the 31 <sup>st</sup> March in any given year when aged between 12 and 16 <sup>82</sup>	6%	32%	19%
Ever recorded as a child looked after on the 31 <sup>st</sup> March in any given year	1%	11%	28%

<sup>82</sup> Characteristics for pupils matched to KS4 academic year 2014/15 only.

<b>Characteristic</b>	<b>Proportion of all pupils with characteristic</b>	<b>Proportion of children cautioned or sentenced for an offence with characteristic</b>	<b>Proportion of all pupils with characteristic that were cautioned or sentenced for an offence</b>
when aged between 6 and 16 <sup>83</sup>			

**Table 6: Characteristics of all pupils compared with children cautioned or sentenced for a serious violence offence**

<b>Characteristic</b>	<b>Proportion of all pupils with characteristic</b>	<b>Proportion of children cautioned or sentenced for a serious violence offence with characteristic</b>	<b>Proportion of all pupils with characteristic that are also cautioned or sentenced for a serious violence offence</b>
Ever eligible for free school meals	34%	76%	2%
Ever persistently absent	44%	85%	2%
Ever persistently absent (unauthorised other) – used as a proxy for truancy	7%	37%	6%
Ever persistently absent due to suspensions or exclusion	1%	21%	19%
Ever persistently absent for any reason except suspensions or exclusion	43%	80%	2%
Ever suspended	15%	82%	6%
Ever excluded	1%	15%	22%
Ever alternative provision	3%	37%	14%
Ever alternative provision (state funded only)	2%	31%	15%
Ever Education, Health Care plan (EHC plan)	4%	18%	4%
Ever SEN support, never with an EHC plan	41%	69%	2%
No identified SEN	55%	13%	0%
Ever recorded as a child in need on the 31 <sup>st</sup> March in any given year when	6%	38%	6%

<sup>83</sup> Characteristics for pupils matched to KS4 academic year 2014/15 only.

aged between 12 and 16 <sup>84</sup>			
Ever recorded as a child looked after on the 31 <sup>st</sup> March in any given year when aged between 6 and 16 <sup>85</sup>	1%	14%	10%

**Table 7: Characteristics of all pupils compared with children whose offending had been prolific**

<b>Characteristic</b>	<b>Proportion of all pupils with characteristic</b>	<b>Proportion of children whose offending had been prolific with characteristic</b>	<b>Proportion of all pupils with characteristic that are also children whose offending had been prolific</b>
Ever eligible for free school meals	34%	83%	2%
Ever persistently absent	44%	94%	2%
Ever persistently absent (unauthorised other) – used as a proxy for truancy	7%	49%	5%
Ever persistently absent due to suspensions or exclusion	1%	33%	21%
Ever persistently absent for any reason except suspensions or exclusion	43%	89%	2%
Ever suspended	15%	92%	5%
Ever excluded	1%	22%	21%
Ever alternative provision	3%	57%	15%
Ever alternative provision (state funded only)	2%	47%	16%
Ever Education, Health Care plan (EHC plan)	4%	30%	5%
Ever SEN support, never with an EHC plan	41%	65%	1%
No identified SEN	55%	5%	0%
Ever recorded as a child in need on the 31 <sup>st</sup> March in any given year when aged between 12 and 16 <sup>86</sup>	6%	60%	6%

<sup>84</sup> Characteristics for pupils matched to KS4 academic year 2014/15 only.

<sup>85</sup> Characteristics for pupils matched to KS4 academic year 2014/15 only.

<sup>86</sup> Characteristics for pupils matched to KS4 academic year 2014/15 only.



Ever recorded as a child looked after on the 31 <sup>st</sup> March in any given year when aged between 6 and 16 <sup>87</sup>	1%	27%	11%
--------------------------------------------------------------------------------------------------------------------------------	----	-----	-----

© Crown copyright 2022

This publication (not including logos) is licensed under the terms of the Open Government Licence v3.0 except where otherwise stated. Where we have identified any third party copyright information you will need to obtain permission from the copyright holders concerned.

To view this licence:

visit [www.nationalarchives.gov.uk/doc/open-government-licence/version/3](http://www.nationalarchives.gov.uk/doc/open-government-licence/version/3)

email [psi@nationalarchives.gsi.gov.uk](mailto:psi@nationalarchives.gsi.gov.uk)

write to Information Policy Team, The National Archives, Kew, London, TW9 4DU

About this publication:

Department for Education enquiries [hop.statistics@education.gov.uk](mailto:hop.statistics@education.gov.uk)

Ministry of Justice enquiries [statistics.enquiries@justice.gov.uk](mailto:statistics.enquiries@justice.gov.uk)

download [www.gov.uk/government/publications](http://www.gov.uk/government/publications)

---

<sup>87</sup> Characteristics for pupils matched to KS4 academic year 2014/15 only.