

Families of Schools 2011

Greater Manchester Primary Schools

Contents

Introduction	3
Using the Families of Schools document	5
Greater Manchester in context	11
Family pages	16
Contextual family pages	128
Annex 1 – What it all means: footnotes and explanations	133
Annex 2 – School contact details	139

Introduction

1. Families of Schools: the fifth edition

Families of Schools continues to be well received in Greater Manchester. We have been working with schools and education professionals across Greater Manchester to develop this fifth edition for 2011. As with previous years, this edition includes Key Stage 2 results, a Contextual Value Added (CVA) measure and contextual families focussing on English as an Additional Language (EAL) and mobility.

2. How have families been grouped?

Schools are grouped into families on the basis of an average of their prior attainment data and context data.

Prior attainment data is the average Key Stage 1 (KS1) attainment, measured by the Average Point Score (APS) at KS1, for all pupils in Year 3 to Year 6 who have been matched to Key Stage 2 (KS2) data.

Context data includes:

- Income Deprivation Affecting Children Index (IDACI) data, calculated by linking individual pupil postcodes to IDACI data and compiling an average figure for each school.¹
- The proportion of pupils eligible to receive Free School Meals (FSM).
- The IDACI and FSM school averages are combined to give an overall School Environment indicator for the School Environment (SE).
- The percentage of pupils whose first language is known or believed to be other than English (EAL).
- A mobility measure, defined as the percentage of pupils in Year 5 or Year 6 who have joined the school within the last 2 years (L2Y).

The factors are used in proportion to their impact upon Key Stage 4 (KS4) outcomes, with weightings being:

- APS (66%)
- SE (20%)
- EAL (10%)
- L2Y (4%).

When developing the 2011 families an overall aim was to retain existing families where possible although some families have changed to accommodate new

¹ The IDACI is a measure that takes account of different dimensions of deprivation such as housing, education and health. The school IDACI measure reflects the proportion of children living in low income households in the areas that the pupils live in. This is calculated by matching the individual pupil postcodes of children attending each school to the IDACI, which measures the scale of deprivation in each postcode in the country, and compiling an average IDACI figure for each school.

4 Families of Schools

schools and to allow schools to move families if they had become outliers within their existing family.

An outlier is defined as having a KS1 APS measure that is more than one standard deviation from the mean KS1 APS for the family, thus ensuring that all schools within the family differed by less than two standard deviations.

Schools which were identified as outliers within their existing families, together with new schools, were then allocated to families using the following process:

- An overall score for each school was calculated using the weightings outlined earlier.
- Selecting from families with less than 22 schools (the maximum family size), schools that needed a new family were allocated to the same family as the school with the overall score closest to their own.
- In addition to the above, a school would normally be allocated to a family where the distance from the geographical centre of the family was less than 10 kilometres.

Following this allocation process a small number of schools remained as outliers on APS within their allocated family.

The data used for this publication is based on the schools that were open in January 2010. This means that it includes some schools that subsequently closed and does not include a small number that have opened since then.

3. Contextual families

Contextual families bring together schools in Greater Manchester with the highest proportions of mobile pupils and highest proportions of pupils with EAL, enabling schools to compare themselves and share their experiences with others in a similar way to the main families. Schools within these families also tend to have similar Free School Meal and prior attainment statistics. The creation of these families simply recognises that schools providing for large proportions of pupils with these characteristics are likely to share some issues and experiences and may benefit from making links with other similar schools.

4. Suppressed data

All 2010 attainment data has been suppressed for those schools that did not participate in the Key Stage 2 tests in 2010.

Using the Families of Schools document

The data presented here enables you to compare the outputs of your school against the outputs of other Greater Manchester schools with statistically similar pupil intakes. There are many ways in which you can analyse and use the data.

1. Finding a school

To locate your school, you should refer to the list of schools in Annex 2 at the back of this document. All schools are listed in alphabetical order in a grid that shows which family the school belongs to.

Data for your school will be shown on the appropriate family pages.

2. Making comparisons with other schools

The Families of Schools document is designed to enable you to compare the data about your school's characteristics, improvement and performance with that for other schools. When making comparisons, you are encouraged to look at the schools within your family and also at neighbouring families. This is particularly relevant to schools appearing in the middle families.

3. What does the data show me?

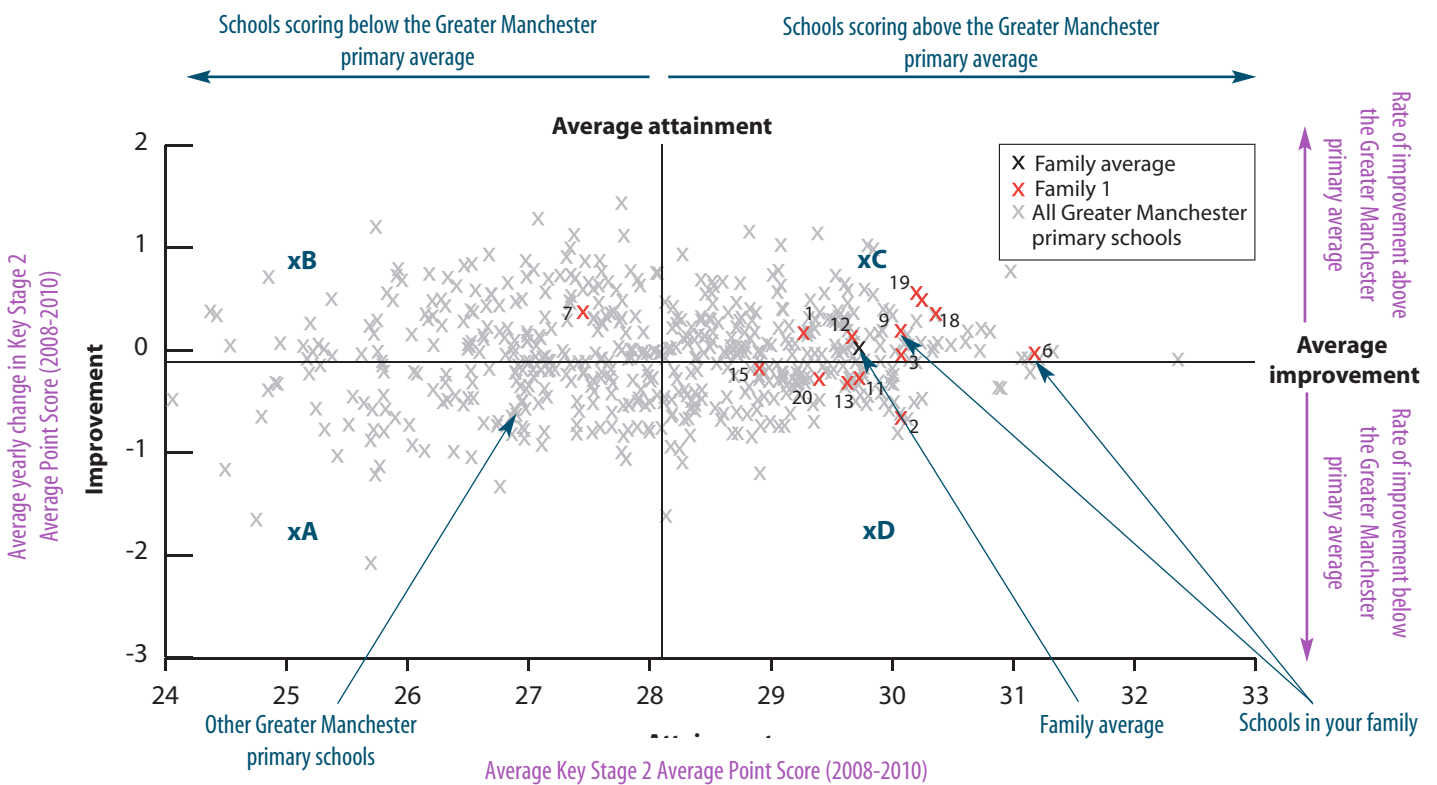
i. School characteristics

The 'school characteristics' table shows how the characteristics of the pupil population in individual schools compare across the family.

CHARACTERISTICS OF SCHOOLS AND THEIR PUPILS								
School Designation ⁷	VA	C	VA	C	C	C		
Gender	M	M	M	M	M	M		
Number of full-time pupils	191	486	354	233	245	345		
Boys as a percentage of full-time pupils	52	53	42	49	51	49		
Girls as a percentage of full-time pupils	48	47	58	51	49	51		
Prior Attainment band 2010	4	4	5	4	1	5		
Free School Meal (FSM) band 2010	4	1	1	2	1	1		
% of pupils known to be eligible for FSM 2010	26	2	4	6	5	2		
Percentage of all pupils of compulsory school age	White	White British	47	79	94	76	96	87
		Irish	0	0	0	0	0	0
		Any other White background	3	2	2	1	0	2
	Mixed	White and Black Caribbean	1	0	0	0	0	1
		White and Black African	1	0	0	0	0	1
		White and Asian	3	1	1	0	1	2
	Asian	Any other Mixed background	0	3	1	2	0	1
		Indian	4	3	0	0	0	2
		Pakistani	31	2	0	0	0	2
	Black	Bangladeshi	1	0	0	0	0	0
		Any other Asian background	2	1	0	0	0	1
		Black Caribbean	0	0	0	0	0	0
	Other	Black African	5	1	0	0	0	0
		Any other Black background	1	0	0	0	0	0
		Chinese	0	3	1	1	1	1
	Other	Any other ethnic group	2	2	1	2	0	0
Unclassified		1	2	0	15	1	0	
% of pupils with EAL		44	9	2	2	2	5	
% of pupils with SEN with statements or on SAP		4	2	6	7	6	3	
% of pupils with SEN supported at School Action		6	5	8	9	7	9	

ii. Tracking schools' improvement over time using the performance map

Within each family page, a performance map presents schools' average attainment and improvement over three years. The rate of improvement is based on the average yearly change over three years (using Average Point Scores) and the attainment figure is an average of the schools' Average Point Scores over the last three years. Schools with less than four years of data will not be shown on the performance map. Four years of data (2006-07, 2007-08, 2008-09 and 2009-10) are needed to calculate improvement rates over the three years. Schools with high levels of attainment and high rates of improvement can be found in the top right hand corner of the performance map.



A fully labelled performance map is shown above.

- School A is a school with **below** average attainment and **below** average improvement.
- School B is a school with **below** average attainment but with **above** average improvement.
- School C is a school with **above** average attainment and **above** average improvement.
- School D is a school with **above** average attainment and **below** average improvement.

iii. School attainment data

This table should be used to compare attainment levels, Contextual Value Added and absence rates for schools in each family. You can begin to look at historic attainment data to see where schools in your family have recorded sustained improvement in their performance and whether there are lessons to be learnt.

SCHOOL ATTAINMENT DATA							
Key Stage 2 Average Point Score (all subjects)	2008	26	27	26	28	27	27
	2008	25	29	27	27	27	27
	2010	27	27	25	28	28	27
Key Stage 1-2 Contextual Value Added		99	98	97	99	99	100
% of 11 year olds in school for 4 years or more		76	86	78	86	87	85
% of 11 year olds in school for 2 years or more		100	86	100	88	88	86
Percentage total absence		6	6	5	5	6	5
Percentage persistent absence		0	0	2	1	1	0

Alternatively, you may find that your own school has good practice to offer to other schools either within your family or in other families.

iv. Breakdown of attainment data

Attainment data is also broken down by pupil characteristic, showing variations in attainment between schools for pupils eligible to receive Free School Meals and by ethnicity and gender. For example, data in the sample family table below allows us to compare attainment between School 1 and School 2. Although the schools are in the same family, and therefore have similar intakes, pupils with Special Educational Needs (SEN) supported at school action in School 2 perform better than similar pupils in School 1.

BREAKDOWN OF ATTAINMENT DATA								
Key Stage 2 Average Point Score (all subjects)	FSM	All pupils not eligible for FSM	80	81	79	83	85	83
		All pupils eligible for FSM	81	69	64	72	79	69
	Girls	All girls	82	80	75	84	82	82
		All girls not eligible for FSM	83	81	79	85	88	82
		All girls eligible for FSM	78	-	68	-	71	-
	Boys	All boys	78	79	73	80	83	80
		All boys not eligible for FSM	77	81	79	82	83	84
		All boys eligible for FSM	-	69	58	-	84	-
	Ethnicity	White British pupils	81	-	73	81	84	-
		Indian pupils	N/A	-	-	-	82	N/A
		Pakistani pupils	N/A	-	N/A	N/A	-	N/A
		Bangladeshi pupils	N/A	N/A	N/A	N/A	79	-
		Black Caribbean pupils	N/A	N/A	-	-	-	N/A
	Mobility	Black African pupils	N/A	N/A	-	N/A	N/A	N/A
		Pupils in school for less than 2 years	71	-	-	69	-	-
	SEN	Pupils in school for 2 or more years	81	79	74	83	83	81
		Pupils with SEN supported at school action	69	69	61	66	-	70
	EAL	Pupils with SEN with statements or on School Action Plus	-	-	45	-	-	44
		Pupils with EAL	-	-	-	-	83	-
		Pupils without EAL	80	79	74	82	83	82
				School 1			School 2	

N/A = 0 pupils, data unavailable or has been suppressed
 - = fewer than 5 pupils in this group

v. Key Stage 2 subject information

The KS2 subject information can be used to compare subject level performance within families. The table shows the number of pupils entered for each subject and the percentage achieving Level 4+ and Level 5+ in English and maths.

KEY STAGE 2 SUBJECT INFORMATION														
Combined English & Maths	Number	58	74	44	35	40	29	82	59	32	101	34	36	33
	% Level 4+	88	91	80	86	95	86	89	85	97	90	94	92	94
	% Level 5+	34	34	39	40	28	34	50	42	38	37	29	39	48
English	Number	58	74	44	35	40	29	82	59	32	101	34	36	33
	% Level 4+	95	93	86	94	100	93	95	93	97	92	97	92	94
	% Level 5+	48	41	50	63	35	55	72	59	50	44	62	42	55
Maths	Number	58	74	44	35	40	29	82	59	32	101	34	36	33
	% Level 4+	91	93	84	91	95	90	89	88	97	93	94	92	94
	% Level 5+	41	46	52	51	55	34	55	49	63	59	44	64	52
		School 1				School 2				School 3				

This table shows that School 2 and School 3 have different strengths in English and maths. Although broadly similar proportions of pupils achieve Level 4+ in English in both schools (95% in School 2 and 92% in School 3), the proportion of pupils achieving Level 5+ is significantly higher in School 2 (72%) compared with School 3 (42%). By contrast, School 3 has a higher percentage of pupils achieving L5+ in maths (64% in School 3 compared to 55% in School 2). Schools 2 and 3 could therefore explore ways to exchange their expertise in maths and English.

vi. Contextual families (see pages 128 to 131)

The two contextual families group schools with high proportions of pupils who speak English as an Additional Language (EAL) and schools with a high proportion of mobile pupils. The data contained in these family pages will hopefully be used by schools to identify high performing schools with similar intakes and to make links with schools to share best practice.

In this example, taken from the contextual family for schools with a high percentage of mobile pupils, School 1 and School 2 both recorded an Average Point Score (APS) of 24 at Key Stage 2 in 2008. Between 2008 and 2010 the APS for School 2 increased by 5 points to 29 in 2010. A slower rate of improvement was recorded by School 1, from an APS of 24 in 2008 to an APS of 26 in 2010.

SCHOOL ATTAINMENT DATA					
	School 1	School 2	School 3	School 4	
Key Stage 2 Average Point Score (all subjects)	2008	24	24	28	29
	2009	25	27	27	29
	2010	26	29	29	30

In the “Breakdown of Attainment Data” table, performance data for mobile pupils can be compared across schools in the contextual family. In School 2, APS scores are not affected by the length of time the child has spent at the school, whereas the attainment of mobile pupils in School 3 is, on average, 5 points below that of other pupils.

		School 1	School 2	School 3	School 4
BREAKDOWN OF ATTAINMENT DATA					
Mobility	Pupils in school for less than 2 years	N/A	29	22	23
	Pupils in school for 2 or more years	30	29	27	30

Greater Manchester in context

The tables and charts on these pages show how Greater Manchester compares with other metropolitan areas in England. This data helps set the information presented about each school and each family in the national context.

The **area characteristics** table shows the total number of full-time primary school pupils in the Black Country, Greater Manchester, London and all other metropolitan areas combined. It also shows how the characteristics of primary school pupils compare between the areas.

The **area performance** table shows the different levels of attainment and value added in Greater Manchester and other metropolitan areas in England, once again, highlighting data for the other Families of Schools regions.

The **area subject information** table shows how the total number of pupils entered for each subject and the percentage of those pupils who achieved Level 4+ and Level 5+ in combined English & maths, English and maths differ between Greater Manchester and the other metropolitan areas in England in the national context.

		Black Country	Greater London	Inner London	Outer London	Greater Manchester	Other Metropolitan Counties	National	
AREA CHARACTERISTICS									
Number of full-time pupils		87040	557434	215467	341967	211444	2688116	3544034	
Boys as percentage of full-time pupils		51	51	51	51	51	51	51	
Girls as percentage of full-time pupils		49	49	49	49	49	49	49	
% of pupils known to be eligible for FSM 2010		25	27	36	21	24	16	19	
Percentage of all pupils of compulsory school age and above	White	White British	66	31	19	39	71	81	72
		Irish	0	1	1	1	0	0	0
		Any other White background	2	10	11	10	2	3	4
	Mixed	White and Black Caribbean	3	3	3	2	1	1	1
		White and Black African	0	1	1	1	0	0	0
		White and Asian	1	1	1	1	1	1	1
	Asian	Any other Mixed background	1	4	4	3	1	1	2
		Indian	9	5	2	6	2	2	2
		Pakistani	7	4	3	5	9	4	4
		Bangladeshi	2	5	11	2	3	1	2
	Black	Any other Asian background	1	4	2	5	1	1	1
		Black Caribbean	3	6	9	4	1	0	1
		Black African	2	13	16	11	3	1	3
	Other	Any other Black background	1	2	4	2	1	0	1
		Chinese	0	1	1	1	0	0	0
		Any other ethnic group	1	5	6	4	2	1	1
Unclassified		1	6	9	4	5	2	3	
% of pupils with EAL		20	42	50	38	19	10	16	
% of pupils with SEN with statement or on SAP		7	9	10	9	7	8	8	
% of pupils with SEN supported at School Action		12	13	13	13	11	12	12	

12 Families of Schools

		Black Country	Greater London	Inner London	Outer London	Greater Manchester	Other Metropolitan Counties	National
AREA PERFORMANCE								
Key Stage 2 Average Points Score (all subjects)	2008	28	28	27	28	28	28	28
	2009	28	28	28	28	28	28	28
	2010	27	28	28	28	28	28	28
Key Stage 1-2 Contextual Value Added		N/A	N/A	N/A	N/A	N/A	N/A	N/A
% of 11 year olds in school for 4 years or more		82	76	79	75	83	74	75
% of 11 year olds in school for 2 years or more		94	92	93	92	94	93	93
Percentage total absence		6	6	6	5	5	5	5
Percentage persistent absence		3	2	3	2	2	2	2

Maintained mainstream schools in England

BREAKDOWN OF AREA PERFORMANCE									
Key Stage 2 Average points Score (all subjects)	FSM	All pupils not eligible for FSM	28	28	28	28	28	28	28
		All pupils eligible for FSM	25	26	26	26	26	25	25
	Girls	All girls	27	28	28	28	28	28	28
		All girls not eligible for FSM	28	29	29	29	29	28	28
		All girls eligible for FSM	25	26	27	26	26	25	26
	Boys	All boys	27	28	27	28	28	27	27
		All boys not eligible for FSM	27	28	28	28	28	28	28
		All boys eligible for FSM	25	26	26	26	25	25	25
	Ethnicity	White British pupils	27	28	28	28	28	28	28
		Indian pupils	28	29	29	29	29	28	29
		Pakistani pupils	26	28	27	28	27	26	27
		Bangladeshi pupils	27	28	27	28	26	27	27
		Black Caribbean pupils	26	27	27	27	26	26	26
		Black African pupils	27	27	27	27	27	27	27
	Mobility	Pupils in school for less than 2 years	27	28	28	28	28	28	28
		Pupils in school for 2 or more years	25	26	26	26	26	26	26
	SEN	Pupils with SEN supported at school action	24	25	25	25	24	24	24
		Pupils with SEN with statement or on School Action Plus	20	22	22	22	22	22	22
	EAL	Pupils with EAL	27	28	27	28	27	27	27
		Pupils without EAL	27	28	28	28	28	28	28

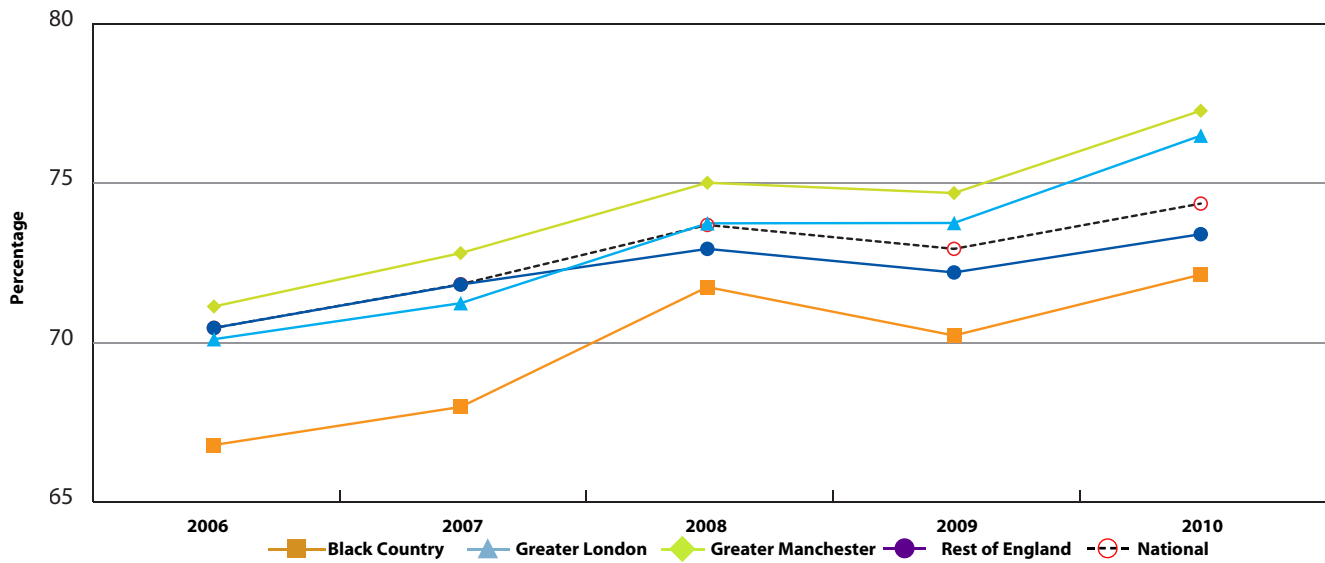
Maintained mainstream schools in England

AREA SUBJECT INFORMATION								
Combined English & Maths	Number	7765	55051	19698	35353	20235	322514	405565
	% Level 4+	72	76	75	77	77	74	74
	% Level 5+	19	25	22	26	24	22	23
English	Number	7765	55134	19728	35406	20235	322905	406039
	% Level 4+	80	83	81	84	83	81	81
	% Level 5+	29	35	32	36	34	32	33
Maths	Number	7765	55066	19711	35355	20235	322535	405601
	% Level 4+	79	83	82	83	84	81	81
	% Level 5+	30	37	34	39	37	34	35

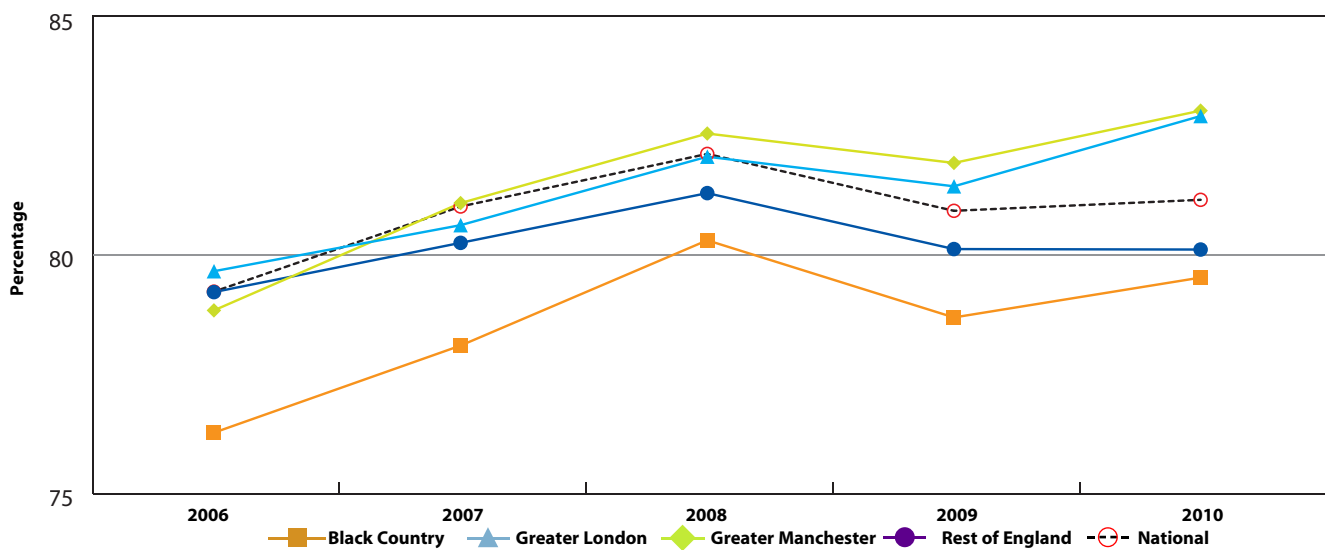
Maintained mainstream schools in England

The latest data shows that there was an improvement of 2 percentage points in attainment at Key Stage 2 in combined English & maths in Greater Manchester in 2010. This means the area is ahead of the overall national average.

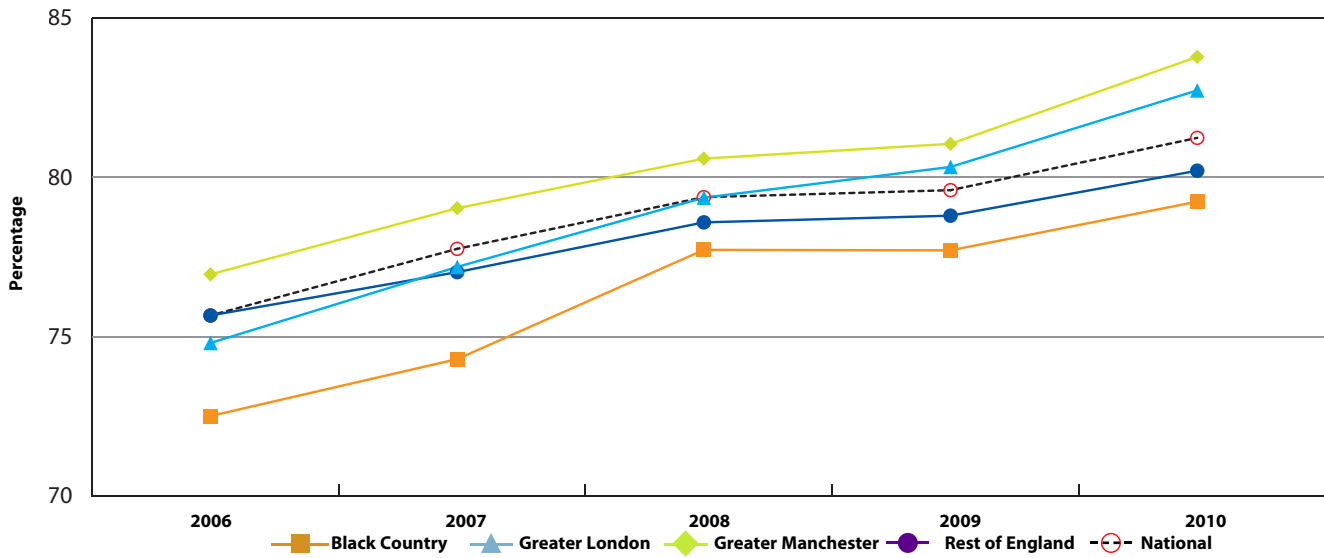
Percentage of pupils achieving Level 4 or above in KS2 Combined English & Maths



Percentage of pupils achieving Level 4 or above in KS2 English



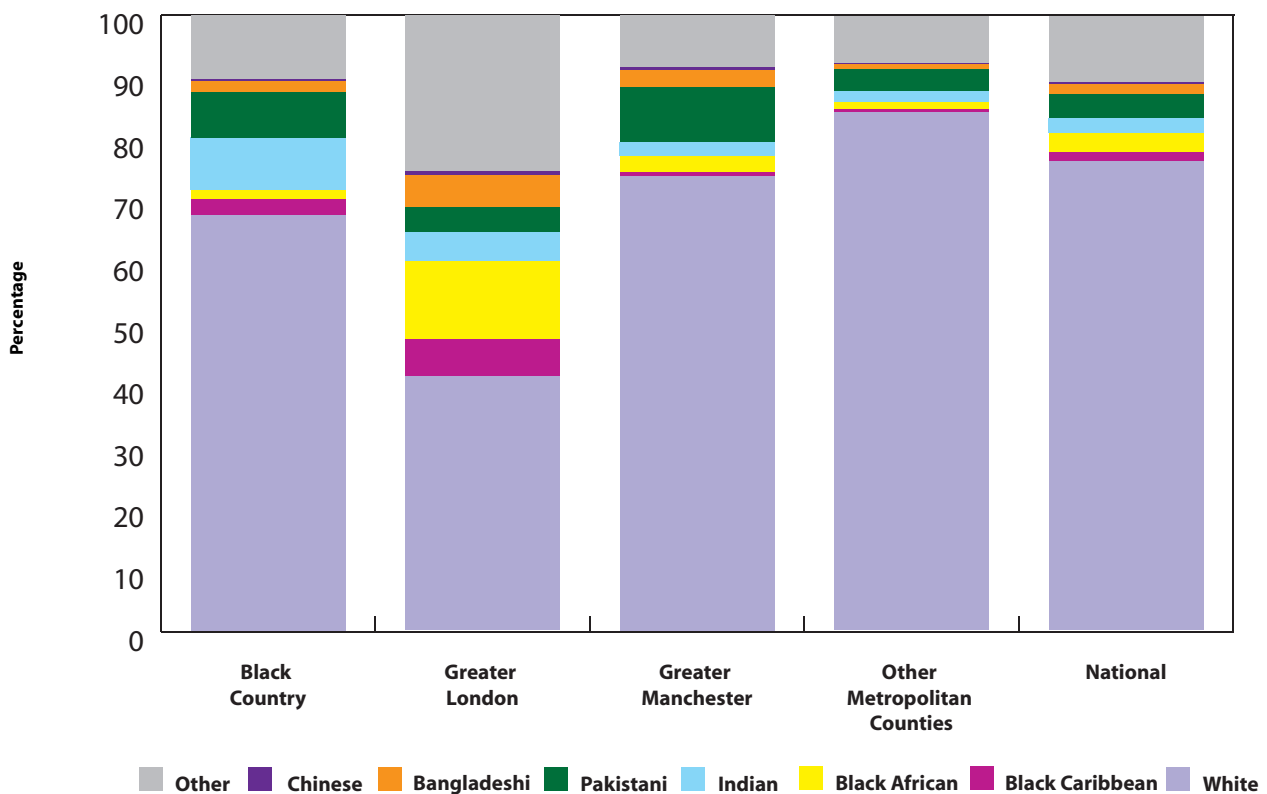
Percentage of pupils achieving Level 4 or above in KS2 Maths



2011

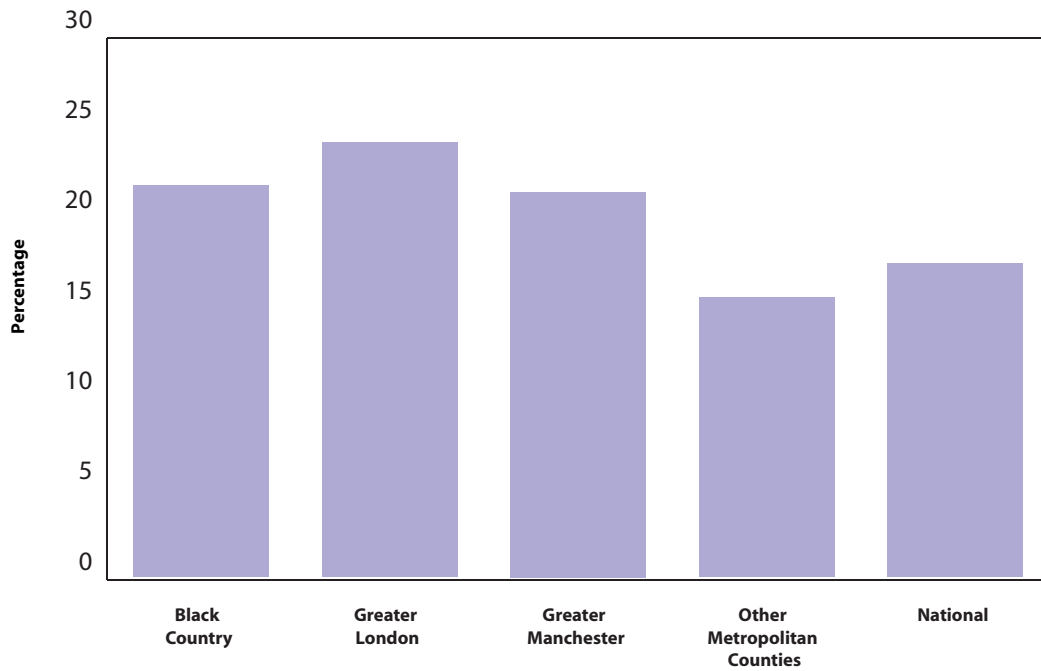
Around a quarter of primary school pupils in Greater Manchester are non-White with a particularly high proportion of pupils of Pakistani origin relative to other areas.

Ethnicity of primary school pupils



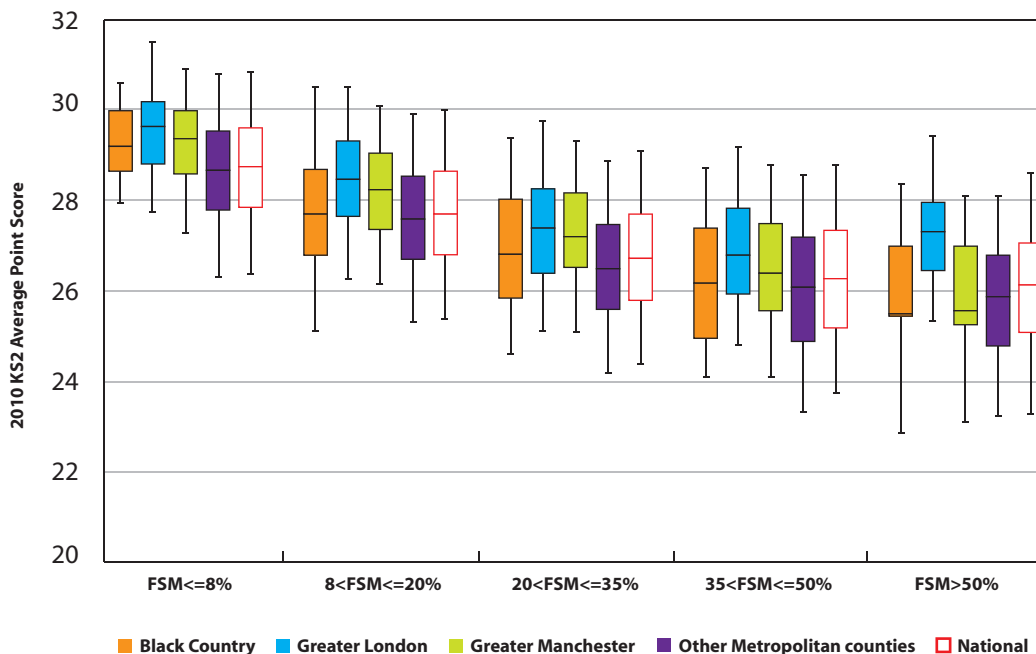
Data on eligibility for Free School Meals highlights that Greater Manchester, in common with other urban areas, has a higher concentration of low income households than the national average.

Percentage of primary school pupils eligible for Free School Meals



This chart shows the range of attainment outcomes in Greater Manchester primary schools, broken down by school Free School Meal Band and compared with other urban areas. A full explanation of this chart is available in Annex 1.

Attainment by Free School Meal band



KEY

Local Authority (LA)

- C = Community
 - F = Foundation
 - VA = Voluntary Aided
 - VC = Voluntary Controlled
 - * = New Opener
 - 'N/A' = There are 0 pupils, data is not available or has been suppressed
- B = Boys
 - G = Girls
 - M = Mixed

Bolton Parish Church CofE Primary School
Bolton 1

Brooklands Primary School
Trafford 2

Cheadle Catholic Junior School
Stockport 3

Cloverlea Primary School
Trafford 4

Flixton Junior School
Trafford 5

Hursthead Junior School
Stockport 6

Leigh CofE Junior School
Wigan 7

Lowercroft Primary School
Bury 8

Our Lady of the Rosary RC Primary School
Trafford 9

Park Road Primary School
Trafford 10

Queensgate Primary School
Stockport 11

St Ambrose Barlow Catholic Primary School
Wigan 12

St Michael's CofE (Aided) Primary School
Trafford 13

St Oswald's Catholic Primary School
Wigan 14

St Richard's RC Primary School
Manchester 15

St Thomas CofE Primary School
Wigan 16

The Beans Primary School
Salford 17

Thornham St James CofE Primary School
Oldham 18

Tyntesfield Primary School
Trafford 19

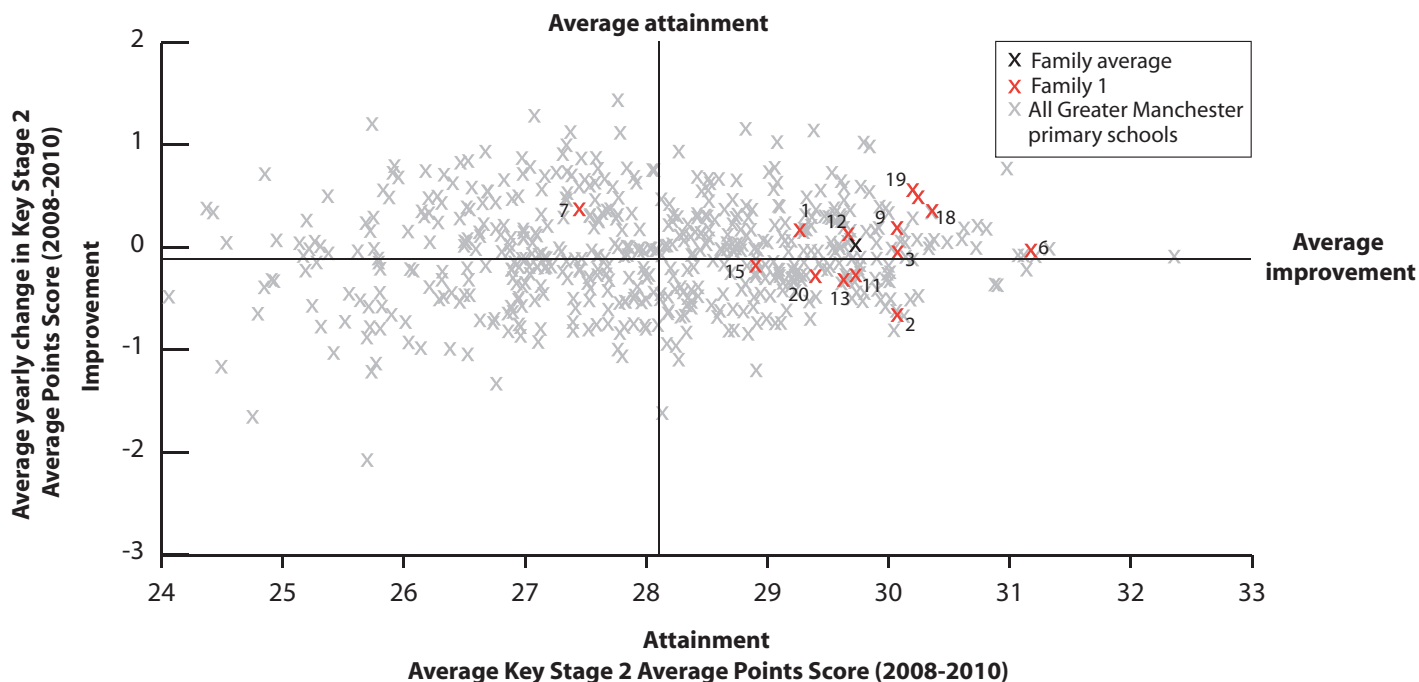
Woodhouse Primary School
Trafford 20

Family 1 Averages & Totals

CHARACTERISTICS OF SCHOOLS AND THEIR PUPILS

School Designation	VA	C	VA	C	C	C	VC	C	VA	C	C	VA	VA	VA	VA	VA	C	VC	C	C	-		
Gender	M	M	M	M	M	M	M	M	M	M	M	M	M	M	M	M	M	M	M	M	M	-	
Number of full-time pupils	191	486	354	233	245	345	337	245	201	230	224	208	228	334	365	242	241	210	337	209	5465		
Boys as a percentage of full-time pupils	52	53	42	49	51	49	48	46	49	48	55	46	48	51	53	48	45	53	48	50	49		
Girls as a percentage of full-time pupils	48	47	58	51	49	51	52	54	51	52	45	54	52	49	47	52	55	47	52	50	51		
Prior Attainment band 2010	4	4	5	4	1	5	4	5	5	N/A	4	4	4	1	4	N/A	N/A	4	4	4	-		
Free School Meal (FSM) band 2010	4	1	1	2	1	1	3	1	1	1	1	2	1	1	5	2	4	2	1	2	-		
% of pupils known to be eligible for FSM 2010	26	2	4	6	5	2	12	1	4	1	2	8	3	3	34	9	17	6	4	6	7		
Percentage of all pupils of compulsory school age	White	White British	47	79	94	76	96	87	93	93	92	87	91	95	85	90	45	99	69	90	75	70	83
		Irish	0	0	0	0	0	0	0	0	4	0	0	0	0	0	2	0	0	0	0	0	0
		Any other White background	3	2	2	1	0	2	1	1	0	1	0	2	0	0	3	0	19	0	3	0	2
	Mixed	White and Black Caribbean	1	0	0	0	0	1	0	1	1	0	0	0	0	1	0	1	2	0	0	1	
		White and Black African	1	0	0	0	0	1	0	0	0	1	0	0	1	0	1	0	1	0	0	0	
		White and Asian	3	1	1	0	1	2	0	0	0	0	1	0	0	0	0	0	2	2	0	1	
	Asian	Any other Mixed background	0	3	1	2	0	1	1	0	1	0	2	1	0	5	0	2	0	1	0	1	
		Indian	4	3	0	0	0	2	1	0	0	1	3	0	0	4	0	1	1	4	1	1	
		Pakistani	31	2	0	0	0	2	2	0	0	1	1	0	0	15	0	0	3	2	1	3	
		Bangladeshi	1	0	0	0	0	0	0	0	0	0	0	0	0	2	0	0	2	0	0	0	
		Any other Asian background	2	1	0	0	0	1	0	1	0	0	1	0	0	2	0	0	0	6	0	1	
	Black	Black Caribbean	0	0	0	0	0	0	0	0	0	0	0	0	0	1	0	0	0	0	0	0	
		Black African	5	1	0	0	0	0	0	0	0	0	0	0	0	13	0	3	0	1	0	1	
		Any other Black background	1	0	0	0	0	0	0	0	0	0	0	0	0	4	0	0	0	1	0	0	
	Other	Chinese	0	3	1	1	1	1	1	0	0	2	0	0	0	0	0	1	0	3	0	1	
		Any other ethnic group	2	2	1	2	0	0	0	0	0	0	0	0	0	1	0	0	0	2	0	1	
Unclassified		1	2	0	15	1	0	0	2	0	4	0	0	14	9	0	0	0	0	26	3		
% of pupils with EAL	44	9	2	2	2	5	5	1	0	5	5	1	0	0	35	1	4	0	9	2	7		
% of pupils with SEN with statements or on SAP	4	2	6	7	6	3	8	3	2	3	5	5	3	3	11	6	2	3	2	2	4		
% of pupils with SEN supported at School Action	6	5	8	9	7	9	9	3	5	2	16	7	13	12	24	11	6	2	6	9	9		

PERFORMANCE MAP



KEY

On this page

- '/' = There are fewer than 5 pupils in this group
- 'N/A' = There are 0 pupils, data is not available or has been suppressed
- * = New Opener
- S = School's absence data may have been affected by severe weather conditions.

Bolton Parish Church CofE Primary School Bolton 1	Brooklands Primary School Trafford 2	Cheadle Catholic Junior School Stockport 3	Cloverlea Primary School Trafford 4	Flixton Junior School Trafford 5	Hursthead Junior School Stockport 6	Leigh CofE Junior School Wigan 7	Lowercroft Primary School Bury 8	Our Lady of the Rosary RC Primary School Trafford 9	Park Road Primary School Trafford 10	Queensgate Primary School Stockport 11	St Ambrose Barlow Catholic Primary School Wigan 12	St Michael's CofE (Aided) Primary School Trafford 13	St Oswald's Catholic Primary School Wigan 14	St Richard's RC Primary School Manchester 15	St Thomas CofE Primary School Wigan 16	The Deans Primary School Salford 17	Thornham St James CofE Primary School Oldham 18	Tyntesfield Primary School Trafford 19	Woodhouse Primary School Trafford 20	Family 1 Averages & Totals
--	---	---	--	-------------------------------------	--	-------------------------------------	-------------------------------------	--	---	---	---	---	---	---	---	--	--	---	---	----------------------------

SCHOOL ATTAINMENT DATA																						
Key Stage 2 Average Points Score (all subjects)	2008	29	30	30	30	29	32	27	32	30	31	30	31	30	31	29	29	31	30	29	30	
	2009	29	31	30	30	30	31	26	30	29	30	29	28	29	31	29	30	32	31	30	30	
	2010	30	29	30	31	N/A	31	29	N/A	31	N/A	30	30	29	N/A	29	N/A	N/A	30	32	29	30
Key Stage 1-2 Contextual Value Added		101	100	100	102	N/A	101	100	N/A	101	N/A	101	101	100	N/A	100	N/A	N/A	100	101	100	101
% of 11 year olds in school for 4 years or more		63	93	96	97	100	87	89	94	88	100	94	97	81	90	79	92	84	100	98	91	91
% of 11 year olds in school for 2 years or more		92	99	99	100	100	98	97	94	96	100	97	100	90	98	91	94	94	100	98	97	97
Percentage total absence		6	3	4	4	4	3	5	3	4	4	4	4	4	4	5	4	4	3	4	4	4
Percentage persistent absence		3	1	1	0	2	0	1	0	1	1	0	1	0	0	1	1	1	0	1	0	1

BREAKDOWN OF ATTAINMENT DATA																							
Key Stage 2 Average Points Score (all subjects)	FSM	All pupils not eligible for FSM	30	29	30	31	N/A	31	30	N/A	31	N/A	30	31	30	N/A	29	N/A	N/A	31	32	30	30
		All pupils eligible for FSM	30	N/A	-	N/A	N/A	-	26	N/A	N/A	N/A	N/A	-	-	N/A	30	N/A	N/A	-	N/A	-	28
	Girls	All girls	31	29	31	32	N/A	31	30	N/A	30	N/A	30	31	30	N/A	28	N/A	N/A	30	32	29	30
		All girls not eligible for FSM	30	29	31	32	N/A	31	30	N/A	30	N/A	30	31	30	N/A	28	N/A	N/A	30	32	29	30
		All girls eligible for FSM	-	N/A	-	N/A	N/A	-	26	N/A	N/A	N/A	N/A	-	-	N/A	30	N/A	N/A	-	N/A	-	27
	Boys	All boys	29	29	29	29	N/A	31	29	N/A	31	N/A	30	29	29	N/A	30	N/A	N/A	31	32	30	30
		All boys not eligible for FSM	29	29	30	29	N/A	31	29	N/A	31	N/A	30	30	30	N/A	30	N/A	N/A	31	32	30	30
		All boys eligible for FSM	-	N/A	-	N/A	N/A	-	-	N/A	N/A	N/A	N/A	-	-	N/A	30	N/A	N/A	-	N/A	-	30
	Ethnicity	White British pupils	30	28	30	31	N/A	31	29	N/A	31	N/A	30	30	29	N/A	30	N/A	N/A	30	31	30	30
		Indian pupils	N/A	-	-	N/A	N/A	N/A	N/A	N/A	N/A	N/A	-	N/A	N/A	N/A	N/A	N/A	N/A	N/A	-	N/A	-
		Pakistani pupils	28	-	N/A	-	N/A	-	-	N/A	N/A	N/A	-	N/A	N/A	N/A	28	N/A	N/A	N/A	N/A	N/A	28
		Bangladeshi pupils	N/A	-	N/A	N/A	N/A	N/A	N/A	N/A	N/A	N/A	N/A	N/A	N/A	N/A	N/A	N/A	N/A	N/A	N/A	N/A	-
		Black Caribbean pupils	N/A	N/A	N/A	N/A	N/A	N/A	N/A	N/A	N/A	N/A	N/A	N/A	N/A	N/A	N/A	N/A	N/A	N/A	N/A	N/A	N/A
	Mobility	Black African pupils	-	-	N/A	N/A	N/A	N/A	N/A	N/A	N/A	N/A	N/A	N/A	N/A	N/A	29	N/A	N/A	N/A	-	N/A	29
		Pupils in school for less than 2 years	-	-	-	N/A	N/A	-	-	N/A	-	N/A	-	N/A	-	N/A	-	N/A	N/A	N/A	-	-	-
	SEN	Pupils in school for 2 or more years	30	29	30	31	N/A	31	29	N/A	31	N/A	30	30	30	N/A	29	N/A	N/A	30	32	29	30
		Pupils with SEN supported at school action	-	24	26	-	N/A	27	-	N/A	-	N/A	29	-	-	N/A	23	N/A	N/A	-	-	23	25
	EAL	Pupils with SEN with statements or on School Action Plus	-	-	-	-	N/A	-	22	N/A	-	N/A	-	-	-	N/A	27	N/A	N/A	N/A	N/A	N/A	24
		Pupils with EAL	28	29	-	N/A	N/A	-	-	N/A	N/A	N/A	-	-	N/A	N/A	28	N/A	N/A	N/A	-	N/A	28
	Pupils without EAL		30	29	30	31	N/A	31	29	N/A	31	N/A	30	30	29	N/A	29	N/A	N/A	30	32	29	30

KEY STAGE 2 SUBJECT INFORMATION																						
Combined English & Maths	Number	24	68	91	31	N/A	90	89	N/A	26	N/A	33	30	31	N/A	43	N/A	N/A	30	45	32	663
	% Level 4+	92	76	88	90	N/A	98	81	N/A	92	N/A	97	93	87	N/A	86	N/A	N/A	87	96	84	88
	% Level 5+	33	28	42	58	N/A	57	37	N/A	62	N/A	36	40	39	N/A	37	N/A	N/A	50	69	34	44
English	Number	24	68	91	31	N/A	90	89	N/A	26	N/A	33	30	31	N/A	43	N/A	N/A	30	45	32	663
	% Level 4+	92	84	97	94	N/A	100	81	N/A	100	N/A	97	97	94	N/A	88	N/A	N/A	93	98	91	92
	% Level 5+	42	29	51	81	N/A	64	37	N/A	69	N/A	42	50	45	N/A	47	N/A	N/A	60	78	47	51
Maths	Number	24	68	91	31	N/A	90	89	N/A	26	N/A	33	30	31	N/A	43	N/A	N/A	30	45	32	663
	% Level 4+	96	85	90	90	N/A	98	96	N/A	92	N/A	97	93	90	N/A	86	N/A	N/A	93	98	88	92
	% Level 5+	58	54	63	58	N/A	73	60	N/A	69	N/A	67	60	52	N/A	47	N/A	N/A	60	78	53	62

KEY

Local Authority (LA)

- C = Community
- F = Foundation
- VA = Voluntary Aided
- VC = Voluntary Controlled
- * = New Opener
- 'N/A' = There are 0 pupils, data is not available or has been suppressed
- B = Boys
- G = Girls
- M = Mixed

Altrincham CofE (Aided) Primary School
Trafford 21

Bowdon CofE Primary School
Trafford 22

Greenmount Primary School
Bury 23

High Lane Primary School
Stockport 24

Holy Trinity CofE Dobcross Primary School
Oldham 25

Mellor Primary School
Stockport 26

North Cheshire Jewish Primary School
Stockport 27

Park Road Primary School
Trafford 28

Powmill Green Primary School
Stockport 29

St Hugh's Catholic Primary School
Trafford 30

St Mary's CofE Primary School
Trafford 31

St Thomas' CofE Primary School, Leigh
Wigan 32

St Thomas More Roman Catholic Primary School, Middleton, Rochdale
Rochdale 33

St Vincent's Catholic Junior School
Trafford 34

Stamford Park Junior School
Trafford 35

Well Green Primary School
Trafford 36

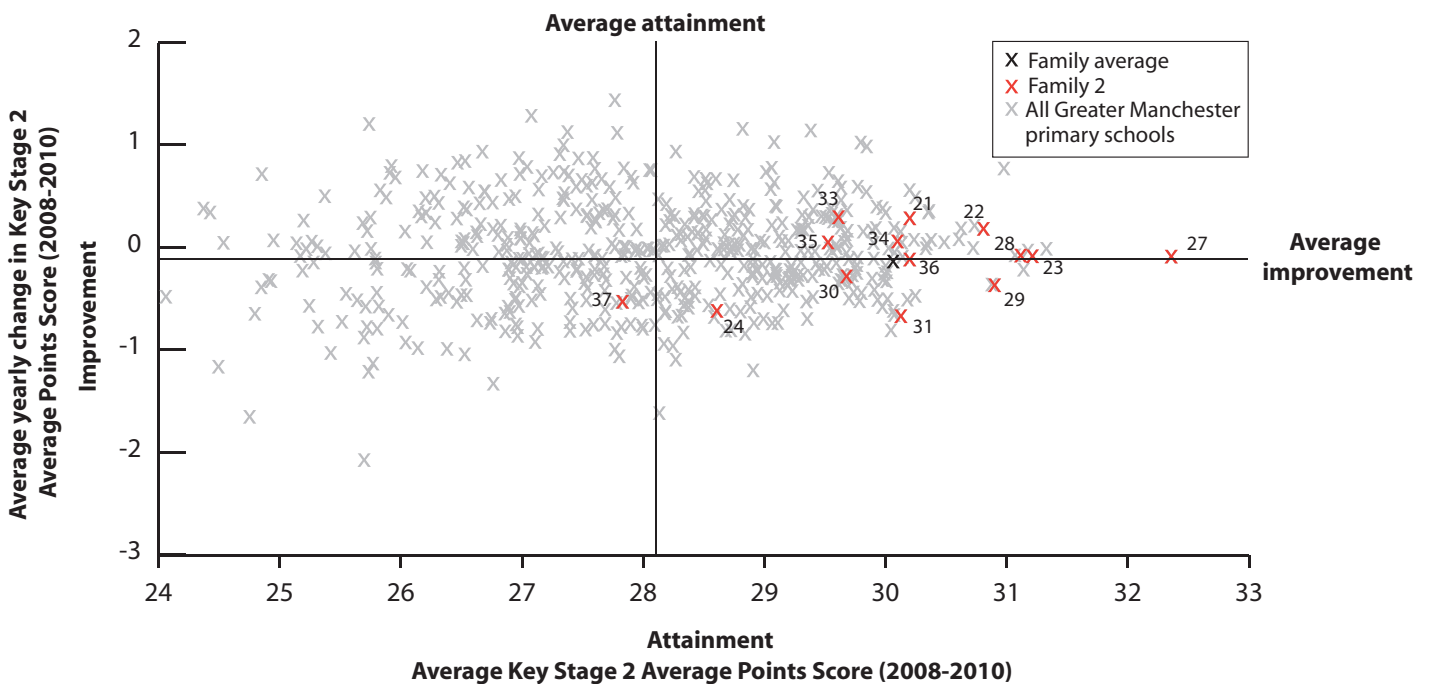
Wellfield Junior School
Trafford 37

Family 2 Averages & Totals

CHARACTERISTICS OF SCHOOLS AND THEIR PUPILS

School Designation	VA	VA	C	C	VC	C	VA	C	C	VA	VA	VA	VA	-	C	C	C	-		
Gender	M	M	M	M	M	M	M	M	M	M	M	M	M	M	M	M	M	M	-	
Number of full-time pupils	277	443	235	189	171	157	259	217	422	526	256	421	287	318	274	228	221	4901		
Boys as a percentage of full-time pupils	56	50	49	50	46	46	53	55	52	50	47	54	48	50	51	56	49	51		
Girls as a percentage of full-time pupils	44	50	51	50	54	54	47	45	48	50	53	46	52	50	49	44	51	49		
Prior Attainment band 2010	4	4	4	4	1	N/A	4	4	5	4	4	N/A	4	4	4	4	4	-		
Free School Meal (FSM) band 2010	2	1	1	1	1	1	1	1	1	1	1	3	2	1	1	2	1	-		
% of pupils known to be eligible for FSM 2010	6	2	4	3	3	2	1	4	4	3	0	12	8	3	3	6	5	4		
Percentage of all pupils of compulsory school age	White	White British	78	82	94	95	91	97	81	86	85	88	86	96	95	77	78	66	89	86
		Irish	0	0	0	0	1	2	1	0	0	1	0	0	0	4	0	0	0	1
		Any other White background	3	3	1	2	1	0	9	0	2	1	1	1	1	8	5	7	1	3
	Mixed	White and Black Caribbean	2	0	0	0	0	0	1	1	1	2	1	0	1	0	1	2	2	1
		White and Black African	0	0	0	0	0	0	0	0	0	0	0	0	0	0	0	2	0	0
		White and Asian	2	1	1	0	2	0	0	2	2	2	2	0	0	2	5	1	2	1
	Asian	Any other Mixed background	2	2	1	0	3	0	1	1	1	0	3	0	0	3	2	3	1	1
		Indian	4	0	0	0	0	0	0	3	2	2	2	1	0	0	1	4	1	1
		Pakistani	1	2	0	0	0	0	0	1	1	0	0	1	0	0	2	5	0	1
		Bangladeshi	0	0	0	1	0	0	0	0	0	0	0	0	0	0	0	0	0	0
	Black	Any other Asian background	1	0	0	0	0	0	0	1	1	1	0	0	1	0	2	1	0	
		Black Caribbean	0	0	0	0	0	0	0	0	0	0	0	0	0	0	1	0	1	0
		Black African	1	0	0	0	0	0	0	0	0	0	1	2	1	0	1	0	0	
	Other	Any other Black background	0	0	0	0	0	0	0	0	0	1	0	0	0	0	0	0	0	
		Chinese	6	2	0	1	1	0	0	1	1	1	0	0	0	3	1	0	1	
Any other ethnic group		0	2	0	0	0	0	4	1	1	1	0	0	1	0	2	0	1		
Unclassified	1	5	0	2	1	1	3	0	3	0	3	0	0	2	1	0	0	1		
% of pupils with EAL	15	2	5	2	1	0	10	7	7	4	1	4	1	12	10	19	3	6		
% of pupils with SEN with statements or on SAP	3	4	3	2	6	1	3	2	5	4	2	6	3	7	3	6	7	4		
% of pupils with SEN supported at School Action	3	5	6	5	7	8	8	4	4	9	1	1	5	19	5	3	11	6		

PERFORMANCE MAP



KEY

On this page

- '/' = There are fewer than 5 pupils in this group
- 'N/A' = There are 0 pupils, data is not available or has been suppressed
- * = New Opener
- S = School's absence data may have been affected by severe weather conditions.

Altrincham CofE (Aided) Primary School Trafford 21	Bowdon CofE Primary School Trafford 22	Greenmount Primary School Bury 23	High Lane Primary School Stockport 24	Holy Trinity CofE Dobcross Primary School Oldham 25	Mellor Primary School Stockport 26	North Cheshire Jewish Primary School Stockport 27	Park Road Primary School Trafford 28	Pownall Green Primary School Stockport 29	St Hugh's Catholic Primary School Trafford 30	St Mary's CofE Primary School Trafford 31	St Thomas' CofE Primary School, Leigh Wigan 32	St Thomas' More Roman Catholic Primary School, Middleton, Rochdale Rochdale 33	St Vincent's Catholic Junior School Trafford 34	Stamford Park Junior School Trafford 35	Well Green Primary School Trafford 36	Wellfield Junior School Trafford 37	Family 2 Averages & Totals
--	--	---	---	---	--	---	--	---	---	---	--	--	---	---	---	---	----------------------------

SCHOOL ATTAINMENT DATA																		
Key Stage 2 Average Points Score (all subjects)	2008	30	31	32	29	30	30	32	31	32	30	30	29	29	30	29	31	30
	2009	30	31	31	29	28	30	33	31	31	29	31	27	30	30	30	30	28
	2010	30	31	30	28	N/A	N/A	32	32	30	29	29	N/A	30	30	30	30	28
Key Stage 1-2 Contextual Value Added	101	102	101	99	N/A	N/A	102	103	99	100	100	N/A	100	101	100	100	99	
% of 11 year olds in school for 4 years or more	88	82	84	97	95	95	97	86	93	89	94	93	95	83	86	77	87	
% of 11 year olds in school for 2 years or more	90	92	100	100	95	95	100	100	98	92	100	99	95	92	93	87	100	
Percentage total absence	4	3	3	4 (S)	4	4	4 (S)	3	4	4	3	4	5 (S)	4	4	5	4	
Percentage persistent absence	0	0	1	2	0	0	0	1	0	0	1	0	2	0	0	2	1	

BREAKDOWN OF ATTAINMENT DATA

Key Stage 2 Average Points Score (all subjects)		Breakdown Data																	
		FSM	All pupils not eligible for FSM	31	31	30	28	N/A	N/A	32	32	30	29	29	N/A	30	30	30	30
	All pupils eligible for FSM	-	-	-	N/A	N/A	N/A	N/A	N/A	-	-	N/A	N/A	-	-	-	-	-	-
Girls	All girls	31	31	31	29	N/A	N/A	33	31	31	29	29	N/A	31	30	31	29	28	30
	All girls not eligible for FSM	31	31	31	29	N/A	N/A	33	31	31	29	29	N/A	32	31	31	29	29	30
	All girls eligible for FSM	N/A	-	-	N/A	N/A	N/A	N/A	N/A	N/A	-	N/A	N/A	-	-	-	-	-	-
Boys	All boys	30	31	29	28	N/A	N/A	31	32	29	30	30	N/A	29	29	29	30	27	29
	All boys not eligible for FSM	31	31	29	28	N/A	N/A	31	32	29	30	30	N/A	29	29	29	31	27	30
	All boys eligible for FSM	-	N/A	N/A	N/A	N/A	N/A	N/A	N/A	-	N/A	N/A	N/A	N/A	N/A	-	-	-	-
Ethnicity	White British pupils	31	31	30	28	N/A	N/A	32	31	30	29	29	N/A	30	30	30	30	28	30
	Indian pupils	-	-	N/A	N/A	N/A	N/A	N/A	-	N/A	-	N/A	N/A	N/A	N/A	N/A	N/A	-	-
	Pakistani pupils	-	-	N/A	N/A	N/A	N/A	N/A	N/A	-	N/A	-	N/A	N/A	N/A	-	-	N/A	-
	Bangladeshi pupils	N/A	N/A	N/A	N/A	N/A	N/A	N/A	N/A	N/A	N/A	N/A	N/A	N/A	N/A	-	N/A	N/A	-
	Black Caribbean pupils	N/A	N/A	N/A	N/A	N/A	N/A	N/A	N/A	N/A	-	N/A	N/A	N/A	N/A	N/A	N/A	-	-
Mobility	Black African pupils	-	N/A	N/A	N/A	N/A	N/A	N/A	N/A	N/A	N/A	N/A	N/A	-	-	N/A	-	N/A	-
	Pupils in school for less than 2 years	-	28	N/A	N/A	N/A	N/A	N/A	N/A	-	30	N/A	N/A	-	28	31	-	N/A	29
	Pupils in school for 2 or more years	30	31	30	28	N/A	N/A	32	32	30	29	29	N/A	30	30	30	30	28	30
SEN	Pupils with SEN supported at school action	N/A	29	-	-	N/A	N/A	29	-	N/A	27	N/A	N/A	-	28	-	-	-	28
	Pupils with SEN with statements or on School Action Plus	-	26	-	-	N/A	N/A	-	-	-	23	-	N/A	N/A	24	-	-	-	24
EAL	Pupils with EAL	30	-	N/A	N/A	N/A	N/A	-	-	30	-	N/A	N/A	N/A	29	30	29	-	30
	Pupils without EAL	31	31	30	28	N/A	N/A	32	31	30	29	29	N/A	30	30	30	30	28	30

KEY STAGE 2 SUBJECT INFORMATION

Combined English & Maths	Number	40	62	32	31	N/A	N/A	32	28	61	83	34	N/A	43	90	71	30	60	697
	% Level 4+	93	92	97	87	N/A	N/A	100	93	90	92	82	N/A	98	91	83	73	78	89
	% Level 5+	50	56	44	16	N/A	N/A	78	68	43	34	38	N/A	42	44	46	53	27	44
English	Number	40	62	32	31	N/A	N/A	32	28	61	83	34	N/A	43	90	71	30	60	697
	% Level 4+	95	94	97	94	N/A	N/A	100	100	97	92	94	N/A	98	93	92	83	82	93
	% Level 5+	65	65	53	39	N/A	N/A	78	93	52	47	41	N/A	56	60	51	60	33	55
Maths	Number	40	62	32	31	N/A	N/A	32	28	61	83	34	N/A	43	90	71	30	60	697
	% Level 4+	98	95	97	87	N/A	N/A	100	93	92	96	85	N/A	98	92	85	87	83	92
	% Level 5+	57	73	69	23	N/A	N/A	91	68	54	46	59	N/A	53	54	63	57	30	56

KEY

Local Authority (LA)

C = Community

F = Foundation

VA = Voluntary Aided

VC = Voluntary Controlled

* = New Opener

'N/A' = There are 0 pupils, data is not available or has been suppressed

B = Boys

G = Girls

M = Mixed

Aspull Church Primary School **Wigan 38**

Beaumont Primary School **Bolton 39**

Blackrood Primary School **Bolton 40**

Coffe School of the Resurrection **Manchester 41**

Egerton Primary School **Bolton 42**

Emmanuel Holcombe Church of England Primary School **Bury 43**

Markland Hill Primary School **Bolton 44**

St Andrew's Church of England Primary School, Ramsbottom **Bury 45**

St Bernadette's Roman Catholic Primary School, Whitefield **Bury 46**

St Brendan's RC Primary School, Harwood, Bolton **Bolton 47**

St John's VA Church of England Primary School, Thornham **Rochdale 48**

St Joseph and St Bede Catholic Primary School **Bury 49**

St Joseph's Roman Catholic Primary School, Ramsbottom **Bury 50**

St Marie's Catholic Primary School Standish **Wigan 51**

St Maxentius CoE Primary School **Bolton 52**

St Michael's Church of England Primary School, Bamford **Rochdale 53**

Whittaker Moss Primary School **Rochdale 54**

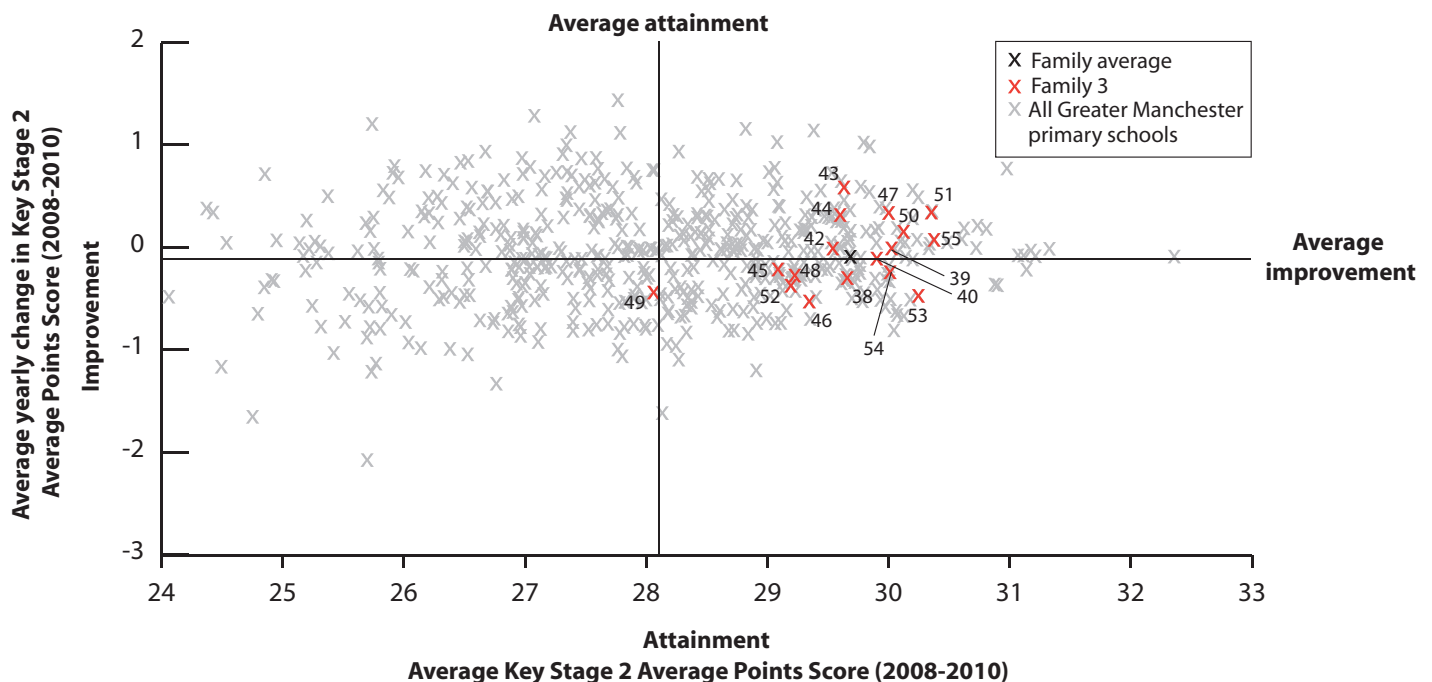
Wood Fold Primary School **Wigan 55**

Family 3 Averages & Totals

CHARACTERISTICS OF SCHOOLS AND THEIR PUPILS

School Designation	VA	C	C	VA	C	VA	C	VC	VA	VA	VA	VA	VA	VA	VA	VA	C	C	-		
Gender	M	M	M	M	M	M	M	M	M	M	M	M	M	M	M	M	M	M	M	-	
Number of full-time pupils	204	214	207	227	215	99	289	232	215	208	76	291	195	214	212	216	246	384	3944		
Boys as a percentage of full-time pupils	40	57	46	46	55	48	52	53	46	47	55	51	56	54	46	43	50	52	50		
Girls as a percentage of full-time pupils	60	43	54	54	45	52	48	47	54	53	45	49	44	46	54	57	50	48	50		
Prior Attainment band 2010	4	4	4	N/A	4	4	5	4	4	4	4	4	5	4	4	4	4	4	-		
Free School Meal (FSM) band 2010	2	2	2	6	1	2	1	2	1	2	3	4	1	2	1	1	1	2	-		
% of pupils known to be eligible for FSM 2010	7	6	6	44	2	7	4	5	3	5	11	19	5	6	4	3	3	6	8		
Percentage of all pupils of compulsory school age	White	White British	96	51	92	62	93	93	74	97	94	93	91	87	92	93	96	88	80	96	87
		Irish	0	0	0	0	0	0	0	0	2	0	0	0	1	0	0	0	0	0	0
		Any other White background	0	1	1	7	0	0	0	1	0	2	0	4	0	1	1	0	0	1	1
	Mixed	White and Black Caribbean	0	0	0	5	1	3	0	1	0	0	1	2	1	1	0	0	0	1	
		White and Black African	1	0	0	1	0	0	0	0	0	0	1	1	0	0	1	0	0	0	
		White and Asian	1	2	0	2	1	3	3	0	0	1	1	0	1	1	0	1	1	0	1
	Asian	Any other Mixed background	0	3	1	2	1	1	1	0	1	0	1	1	2	0	0	0	0	1	
		Indian	0	17	0	0	0	0	9	0	0	0	0	0	1	0	1	0	0	2	
		Pakistani	0	15	2	0	0	0	4	0	0	0	0	1	0	0	5	15	0	3	
	Black	Bangladeshi	0	0	0	0	0	0	0	0	0	0	0	0	0	0	0	0	1	0	
		Any other Asian background	0	5	0	0	0	0	3	0	0	0	0	0	1	0	2	0	0	1	
		Black Caribbean	0	0	0	3	0	0	0	0	0	0	0	0	0	0	1	0	0	0	
	Other	Black African	0	1	0	16	0	0	0	0	0	0	3	2	0	0	0	1	0	1	
		Any other Black background	0	0	0	1	0	0	0	0	0	0	0	1	0	0	0	0	0	0	
		Chinese	0	1	0	2	1	0	1	0	0	0	0	0	0	0	0	0	0	1	
Other	Any other ethnic group	0	2	0	0	1	0	2	0	1	0	2	0	0	0	0	0	1	1		
	Unclassified	1	0	1	0	0	0	0	1	1	8	2	0	0	0	0	0	0	1		
% of pupils with EAL	0	21	1	8	1	1	6	0	0	1	0	10	2	0	1	3	9	2	4		
% of pupils with SEN with statements or on SAP	8	4	3	6	3	7	2	6	3	1	18	12	3	8	8	0	2	5	5		
% of pupils with SEN supported at School Action	4	14	8	7	8	10	10	10	5	2	13	8	7	2	9	4	2	2	6		

PERFORMANCE MAP



KEY

On this page

- '/' = There are fewer than 5 pupils in this group
- 'N/A' = There are 0 pupils, data is not available or has been suppressed
- * = New Opener
- S = School's absence data may have been affected by severe weather conditions.

Aspull Church Primary School	Wigan	38
Beaumont Primary School	Bolton	39
Blackrod Primary School	Bolton	40
CoFE School of the Resurrection	Manchester	41
Egerton Primary School	Bolton	42
Emmanuel Holcombe Church of England Primary School	Bury	43
Markland Hill Primary School	Bolton	44
St Andrew's Church of England Primary School	Ramsbottom	45
St Bernadette's Roman Catholic Primary School	Whitefield	46
St Brendan's RC Primary School	Harwood, Bolton	47
St John's VA Church of England Primary School	Thornham	48
St Joseph and St Bede Catholic Primary School	Bury	49
St Joseph's Roman Catholic Primary School	Ramsbottom	50
St Marie's Catholic Primary School	Standish	51
St Maxentius CoFE Primary School	Bolton	52
St Michael's Church of England Primary School	Bamford	53
Whittaker Moss Primary School	Rochdale	54
Wood Fold Primary School	Wigan	55

Family 3 Averages & Totals

SCHOOL ATTAINMENT DATA																			
Key Stage 2 Average Points Score (all subjects)	2008	30	30	30	29	29	29	29	29	29	30	29	27	31	30	30	30	31	30
	2009	30	30	30	29	31	29	30	30	30	30	29	30	30	29	30	30	30	30
	2010	29	30	30	N/A	29	31	31	29	29	30	29	27	30	31	28	30	30	29
Key Stage 1-2 Contextual Value Added	100	101	101	N/A	100	101	100	100	100	100	100	99	100	102	100	100	100	100	100
% of 11 year olds in school for 4 years or more	93	90	81	81	92	93	82	94	90	87	70	84	100	95	88	94	94	92	89
% of 11 year olds in school for 2 years or more	97	100	97	96	97	100	97	97	93	97	90	92	100	100	94	100	100	95	97
Percentage total absence	5	4	4 (S)	4	4	5	3	3	4	4	4 (S)	4	4	4	3	3	4	4	4
Percentage persistent absence	0	0	1	1	0	2	0	1	0	0	0	1	0	0	0	1	1	0	0

BREAKDOWN OF ATTAINMENT DATA																					
Key Stage 2 Average Points Score (all subjects)	FSM	All pupils not eligible for FSM	29	31	30	N/A	29	31	31	29	29	30	29	28	30	31	29	30	30	29	30
		All pupils eligible for FSM	N/A	-	N/A	N/A	-	-	-	-	-	-	-	-	22	-	-	-	-	N/A	30
	Girls	All girls	30	31	30	N/A	30	30	31	29	29	29	-	28	30	32	29	31	30	30	30
		All girls not eligible for FSM	30	31	30	N/A	30	32	31	29	30	29	-	29	30	33	29	31	30	30	30
		All girls eligible for FSM	N/A	N/A	N/A	N/A	N/A	-	N/A	-	-	-	N/A	-	-	-	N/A	-	N/A	-	-
	Boys	All boys	29	30	30	N/A	29	31	30	29	28	30	28	26	30	30	26	29	29	29	29
		All boys not eligible for FSM	29	30	30	N/A	29	31	31	29	28	30	28	27	30	31	26	29	29	29	29
		All boys eligible for FSM	N/A	-	N/A	N/A	-	-	-	-	N/A	-	-	-	N/A	-	-	N/A	N/A	29	29
	Ethnicity	White British pupils	29	30	30	N/A	30	30	31	29	29	30	29	27	30	31	28	30	30	29	29
		Indian pupils	N/A	32	N/A	N/A	N/A	N/A	-	N/A	N/A	N/A	N/A	N/A	N/A	-	N/A	-	N/A	N/A	32
		Pakistani pupils	N/A	29	-	N/A	N/A	N/A	-	N/A	N/A	N/A	N/A	N/A	N/A	N/A	N/A	-	30	N/A	29
		Bangladeshi pupils	N/A	N/A	N/A	N/A	N/A	N/A	N/A	N/A	N/A	N/A	N/A	N/A	N/A	N/A	N/A	N/A	N/A	N/A	-
		Black Caribbean pupils	N/A	N/A	N/A	N/A	N/A	N/A	N/A	N/A	N/A	N/A	N/A	N/A	N/A	N/A	N/A	N/A	N/A	N/A	N/A
		Black African pupils	-	N/A	N/A	N/A	N/A	N/A	N/A	N/A	N/A	N/A	N/A	N/A	-	-	N/A	N/A	N/A	-	N/A
	Mobility	Pupils in school for less than 2 years	-	N/A	-	N/A	-	N/A	-	-	-	-	-	-	N/A	N/A	-	N/A	N/A	-	-
		Pupils in school for 2 or more years	29	30	30	N/A	29	31	31	29	29	30	29	28	30	31	29	30	30	30	30
	SEN	Pupils with SEN supported at school action	N/A	28	-	N/A	-	-	-	-	-	N/A	N/A	-	-	N/A	-	-	-	-	28
		Pupils with SEN with statements or on School Action Plus	-	-	-	N/A	-	-	N/A	-	-	N/A	-	21	-	-	-	N/A	N/A	-	21
	EAL	Pupils with EAL	-	30	-	N/A	N/A	N/A	-	N/A	N/A	N/A	N/A	27	N/A	N/A	-	-	30	-	29
		Pupils without EAL	29	30	30	N/A	29	31	31	29	29	30	29	28	30	31	28	30	30	29	29

KEY STAGE 2 SUBJECT INFORMATION																				
Combined English & Maths	Number	30	31	31	N/A	36	15	39	33	30	30	10	51	24	38	33	31	32	63	557
	% Level 4+	100	90	87	N/A	92	93	92	76	87	97	100	80	100	92	79	90	94	94	90
	% Level 5+	13	48	39	N/A	31	53	51	30	33	37	30	14	38	66	36	39	41	30	36
English	Number	30	31	31	N/A	36	15	39	33	30	30	10	51	24	38	33	31	32	63	557
	% Level 4+	100	94	90	N/A	92	100	92	88	93	97	100	80	100	97	82	90	94	97	92
	% Level 5+	57	58	58	N/A	42	67	62	36	40	53	40	31	42	71	55	45	63	48	50
Maths	Number	30	31	31	N/A	36	15	39	33	30	30	10	51	24	38	33	31	32	63	557
	% Level 4+	100	94	94	N/A	94	93	97	79	87	100	100	88	100	92	82	97	94	97	93
	% Level 5+	20	61	55	N/A	47	60	72	52	37	43	30	24	58	66	42	61	50	43	48

KEY

Local Authority (LA)

C = Community

F = Foundation

VA = Voluntary Aided

VC = Voluntary Controlled

* = New Opener

'N/A' = There are 0 pupils, data is not available or has been suppressed

B = Boys

G = Girls

M = Mixed

Bury and Whitefield Jewish Primary School
Bury **56**

Chadderton Hall Junior School Oldham **57**

Chesham Primary School Bury **58**

Chorlton CofE Primary School Manchester **59**

East Crompton St James CofE Primary School
Oldham **60**

Holly Mount Roman Catholic Primary School,
Bury **61**

Hopwood Community Primary School
Rochdale **62**

Sacred Heart RC Primary School Bolton **63**

St Catherine's RC Primary School
Manchester **64**

St Joseph's RC Junior Infant and Nursery
School Oldham **65**

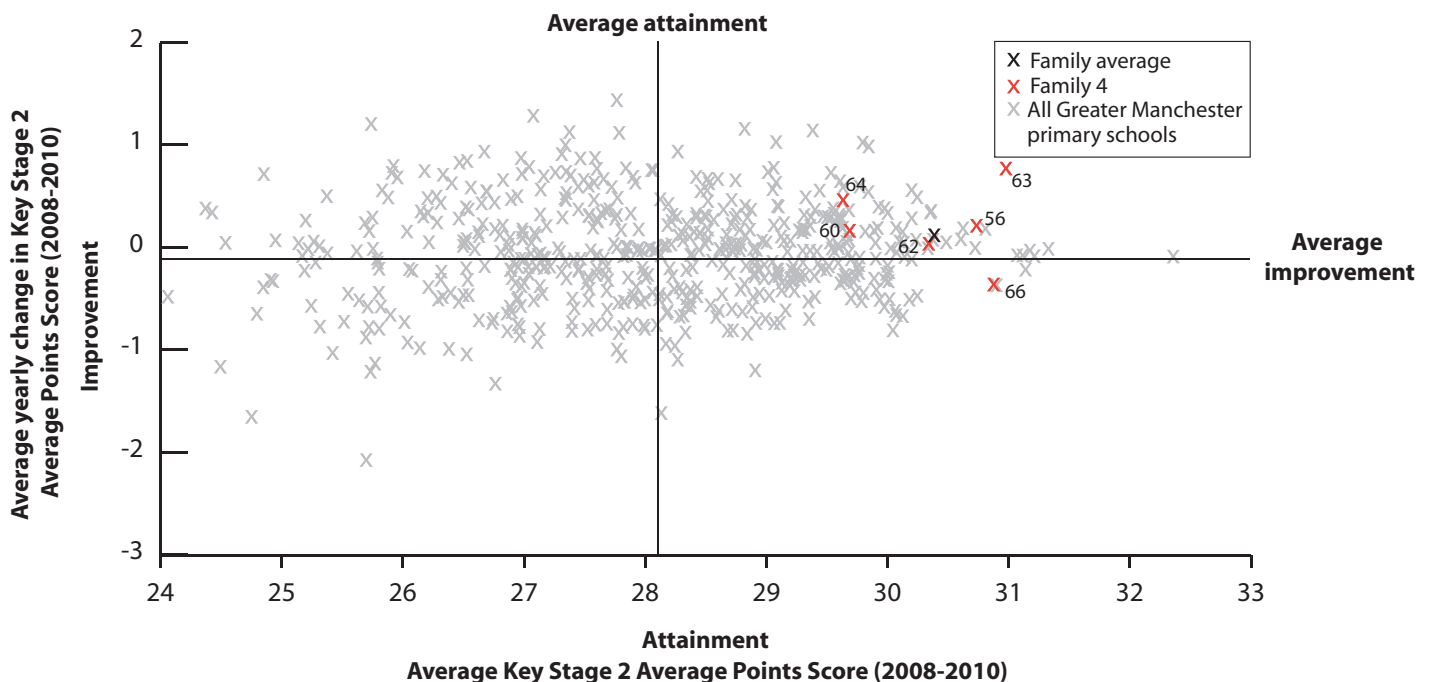
St Joseph's Roman Catholic Junior School,
Reddish, Stockport **66**

Family 4 Averages & Totals

CHARACTERISTICS OF SCHOOLS AND THEIR PUPILS

School Designation	VA	C	C	VC	VA	VA	C	VA	VA	VA	VA	-		
Gender	M	M	M	M	M	M	M	M	M	M	M	-		
Number of full-time pupils	157	239	313	225	208	294	317	313	406	234	273	2979		
Boys as a percentage of full-time pupils	55	53	53	44	50	52	52	49	49	54	54	51		
Girls as a percentage of full-time pupils	45	47	47	56	50	48	48	51	51	46	46	49		
Prior Attainment band 2010	5	N/A	N/A	N/A	4	N/A	4	4	4	N/A	4	-		
Free School Meal (FSM) band 2010	1	2	4	3	3	1	3	1	3	2	2	-		
% of pupils known to be eligible for FSM 2010	4	5	15	10	10	3	12	4	10	5	9	8		
Percentage of all pupils of compulsory school age	White	White British	91	90	77	68	95	98	94	83	77	92	89	86
		Irish	1	0	0	1	0	0	0	1	6	2	6	2
		Any other White background	2	0	0	14	0	1	0	1	6	1	1	2
	Mixed	White and Black Caribbean	0	2	2	4	0	0	0	0	1	0	1	1
		White and Black African	1	0	0	0	0	0	0	0	0	0	0	0
		White and Asian	0	0	2	2	1	0	1	0	1	3	0	1
	Asian	Any other Mixed background	0	1	0	0	0	0	1	2	2	0	1	1
		Indian	0	0	1	0	0	0	0	1	0	0	0	0
		Pakistani	0	2	17	3	0	0	2	0	0	0	0	2
		Bangladeshi	0	4	0	0	2	0	0	0	0	0	0	0
	Black	Any other Asian background	0	0	1	1	0	0	0	1	0	0	0	0
		Black Caribbean	0	0	0	1	1	0	0	0	0	1	0	0
		Black African	0	0	0	0	0	0	0	0	2	0	0	0
	Other	Any other Black background	0	0	0	1	0	0	0	0	1	0	0	0
		Chinese	0	0	0	0	0	0	0	0	0	0	0	0
Any other ethnic group		0	0	0	0	0	0	0	0	1	0	0	0	
Unclassified	5	0	0	0	0	0	0	12	1	0	1	2		
% of pupils with EAL	3	6	14	2	2	1	1	0	10	0	1	4		
% of pupils with SEN with statements or on SAP	6	5	6	3	5	4	4	3	3	8	4	4		
% of pupils with SEN supported at School Action	5	8	3	7	20	9	8	7	4	2	13	7		

PERFORMANCE MAP



KEY

On this page

- '/' = There are fewer than 5 pupils in this group
- 'N/A' = There are 0 pupils, data is not available or has been suppressed
- * = New Opener
- S = School's absence data may have been affected by severe weather conditions.

Bury and Whitefield Jewish Primary School
Bury **56**

Chadderton Hall Junior School Oldham **57**

Chesham Primary School Bury **58**

Chorlton CofE Primary School Manchester **59**

East Crompton St James CofE Primary School
Oldham **60**

Holly Mount Roman Catholic Primary School,
Bury **61**

Hopwood Community Primary School
Rochdale **62**

Sacred Heart RC Primary School Bolton **63**

St Catherine's RC Primary School
Manchester **64**

St Joseph's RC Junior Infant and Nursery
School Oldham **65**

St Joseph's Roman Catholic Junior School,
Reddish, Stockport **66**

Family 4 Averages & Totals

SCHOOL ATTAINMENT DATA													
Key Stage 2 Average Points Score (all subjects)	2008	30	29	29	29	29	30	30	30	30	32	31	30
	2009	31	29	29	30	30	30	31	32	29	32	31	30
	2010	31	N/A	N/A	N/A	30	N/A	30	31	30	N/A	31	30
Key Stage 1-2 Contextual Value Added		100	N/A	N/A	N/A	101	N/A	100	102	101	N/A	101	101
% of 11 year olds in school for 4 years or more		89	95	98	92	93	95	91	78	88	93	98	92
% of 11 year olds in school for 2 years or more		89	98	98	100	96	100	93	98	96	100	99	97
Percentage total absence		3	3	6 (S)	4	5 (S)	3	5	3	4	3	3	4
Percentage persistent absence		0	1	2	0	2	1	0	0	1	0	1	1

BREAKDOWN OF ATTAINMENT DATA														
Key Stage 2 Average Points Score (all subjects)	FSM	All pupils not eligible for FSM	31	N/A	N/A	N/A	30	N/A	30	31	30	N/A	31	31
		All pupils eligible for FSM	-	N/A	N/A	N/A	-	N/A	-	-	-	N/A	30	30
	Girls	All girls	32	N/A	N/A	N/A	29	N/A	29	31	31	N/A	30	30
		All girls not eligible for FSM	32	N/A	N/A	N/A	30	N/A	30	31	31	N/A	31	31
		All girls eligible for FSM	N/A	N/A	N/A	N/A	-	N/A	-	-	-	N/A	-	-
		Boys	All boys	30	N/A	N/A	N/A	31	N/A	31	31	29	N/A	31
	All boys not eligible for FSM		30	N/A	N/A	N/A	31	N/A	31	32	29	N/A	31	30
	All boys eligible for FSM		-	N/A	N/A	N/A	-	N/A	N/A	-	N/A	N/A	30	30
	Ethnicity	White British pupils	31	N/A	N/A	N/A	30	N/A	30	31	30	N/A	31	30
		Indian pupils	N/A	N/A	N/A	N/A	N/A	N/A	-	N/A	N/A	N/A	N/A	-
		Pakistani pupils	N/A	N/A	N/A	N/A	N/A	N/A	N/A	N/A	N/A	N/A	N/A	N/A
		Bangladeshi pupils	N/A	N/A	N/A	N/A	N/A	N/A	N/A	N/A	N/A	N/A	N/A	N/A
		Black Caribbean pupils	N/A	N/A	N/A	N/A	N/A	N/A	N/A	N/A	N/A	N/A	N/A	N/A
		Black African pupils	N/A	N/A	N/A	N/A	N/A	N/A	N/A	N/A	-	N/A	N/A	-
	Mobility	Pupils in school for less than 2 years	-	N/A	N/A	N/A	-	N/A	-	-	-	N/A	-	-
		Pupils in school for 2 or more years	31	N/A	N/A	N/A	30	N/A	30	31	30	N/A	31	31
	SEN	Pupils with SEN supported at school action	-	N/A	N/A	N/A	28	N/A	28	-	-	N/A	28	28
		Pupils with SEN with statements or on School Action Plus	-	N/A	N/A	N/A	-	N/A	-	-	-	N/A	-	-
	EAL	Pupils with EAL	-	N/A	N/A	N/A	N/A	N/A	N/A	N/A	-	N/A	N/A	N/A
		Pupils without EAL	31	N/A	N/A	N/A	30	N/A	30	31	30	N/A	31	31

KEY STAGE 2 SUBJECT INFORMATION													
Combined English & Maths	Number	18	N/A	N/A	N/A	28	N/A	45	40	57	N/A	81	269
	% Level 4+	94	N/A	N/A	N/A	100	N/A	93	100	91	N/A	98	96
	% Level 5+	61	N/A	N/A	N/A	32	N/A	33	55	39	N/A	49	44
English	Number	18	N/A	N/A	N/A	28	N/A	45	40	57	N/A	81	269
	% Level 4+	100	N/A	N/A	N/A	100	N/A	96	100	91	N/A	99	97
	% Level 5+	67	N/A	N/A	N/A	54	N/A	62	57	58	N/A	62	60
Maths	Number	18	N/A	N/A	N/A	28	N/A	45	40	57	N/A	81	269
	% Level 4+	94	N/A	N/A	N/A	100	N/A	93	100	96	N/A	99	97
	% Level 5+	67	N/A	N/A	N/A	50	N/A	42	88	51	N/A	64	60

KEY

Local Authority (LA)

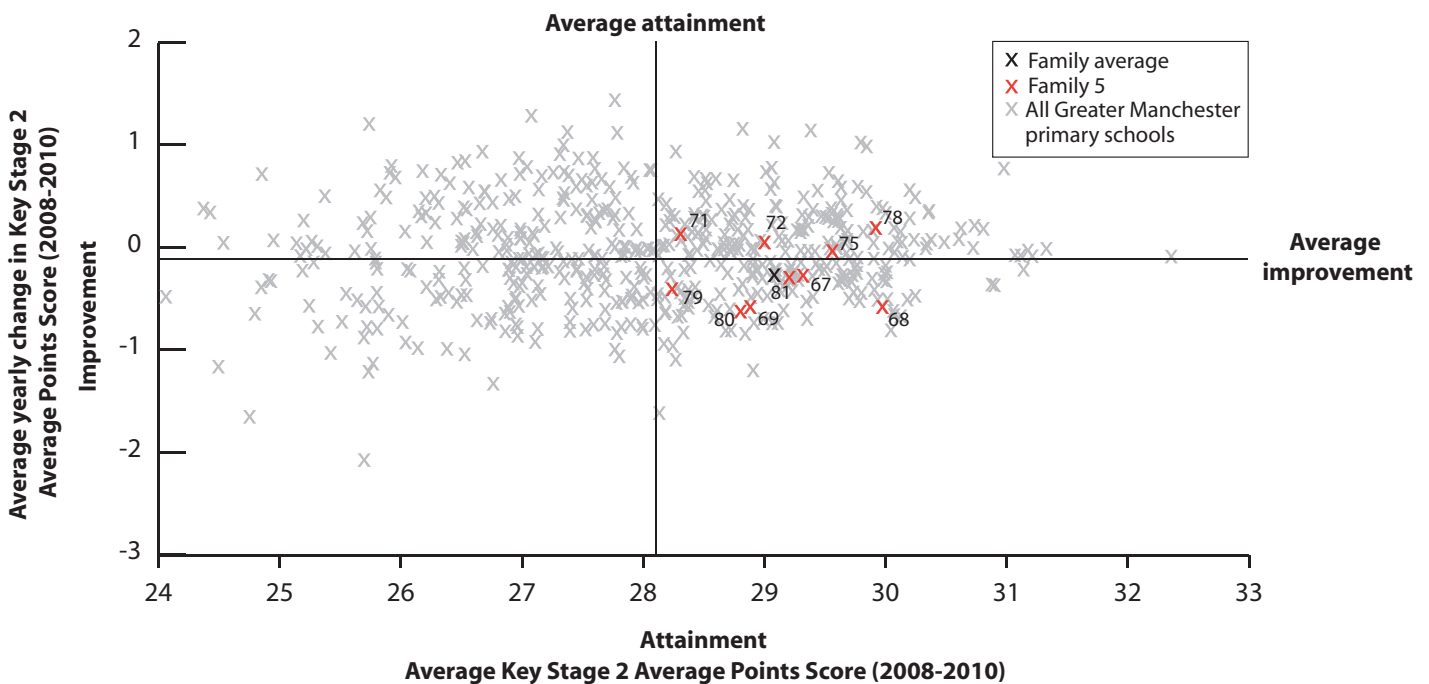
- C = Community
- F = Foundation
- VA = Voluntary Aided
- VC = Voluntary Controlled
- * = New Opener
- 'N/A' = There are 0 pupils, data is not available or has been suppressed
- B = Boys
- G = Girls
- M = Mixed

Canon Burrows CoFE Primary School Tameside 67	Delph Primary School Oldham 68	Diggle School Oldham 69	Friezland Primary School Oldham 70	Godley Community Primary School Tameside 71	Greenfield Primary School Oldham 72	King David Junior School Manchester 73	Knowsley Junior School Oldham 74	Smithy Bridge Foundation Primary School Rochdale 75	St Anne's CoFE Lydgate Primary School Oldham 76	St Chad's CoFE Primary School Oldham 77	St Christopher's RC Primary School Tameside 78	St Mary's RC Primary School Oldham 79	Stalyhill Junior School Tameside 80	Sunny Bank Primary School Bury 81	Thorp Primary School Oldham 82	Family 5 Averages & Totals
---	--	-----------------------------------	--	---	---	--	--	---	---	---	--	---	---	---	--	----------------------------

CHARACTERISTICS OF SCHOOLS AND THEIR PUPILS

School Designation	VA	C	C	C	C	C	-	C	F	VC	VC	VA	VA	C	C	C	-		
Gender	M	M	M	M	M	M	M	M	M	M	M	M	M	M	M	M	M	-	
Number of full-time pupils	420	195	180	104	205	137	236	298	416	206	242	207	391	234	196	197	3864		
Boys as a percentage of full-time pupils	54	52	46	52	49	54	48	53	50	55	48	52	48	58	52	49	51		
Girls as a percentage of full-time pupils	46	48	54	48	51	46	52	47	50	45	52	48	52	42	48	51	49		
Prior Attainment band 2010	4	4	4	1	4	4	N/A	N/A	4	N/A	N/A	4	4	4	3	N/A	-		
Free School Meal (FSM) band 2010	2	1	2	1	2	2	1	3	2	2	1	2	3	1	2	2	-		
% of pupils known to be eligible for FSM 2010	8	4	5	5	7	7	2	9	7	5	1	10	10	1	8	6	6		
Percentage of all pupils of compulsory school age	White	White British	79	91	94	92	96	98	97	86	96	88	95	84	95	81	71	96	90
		Irish	0	0	1	0	0	0	0	0	0	0	0	1	1	0	0	0	0
		Any other White background	2	1	2	4	1	0	0	0	0	1	1	2	1	10	2	1	2
	Mixed	White and Black Caribbean	1	2	0	0	1	1	0	2	0	1	0	1	0	1	2	1	
		White and Black African	0	0	0	0	0	0	0	0	0	0	1	0	0	0	0	0	
		White and Asian	3	2	2	2	0	1	1	0	1	0	1	0	1	0	3	0	1
	Asian	Any other Mixed background	2	2	0	1	0	1	0	1	0	1	1	0	0	1	0	1	
		Indian	6	0	0	1	0	0	0	0	0	0	3	1	1	1	1	1	
		Pakistani	4	0	0	0	0	0	0	9	0	7	0	0	4	20	1	3	
	Black	Bangladeshi	2	0	0	0	0	0	0	0	0	0	0	0	0	0	0	0	
		Any other Asian background	1	1	0	0	0	0	0	0	0	0	5	0	0	0	0	0	
		Black Caribbean	0	0	0	0	0	0	0	0	0	0	0	0	0	2	0	0	
	Other	Black African	0	1	0	0	0	0	0	0	0	0	0	1	0	0	0	0	
		Any other Black background	0	0	0	0	0	0	0	0	0	0	0	0	0	0	0	0	
		Chinese	0	0	0	0	0	0	0	0	0	0	0	0	0	0	0	0	
% of pupils with EAL	12	0	1	0	0	4	0	7	0	8	0	13	2	3	17	1	5		
% of pupils with SEN with statements or on SAP	2	6	5	7	6	4	7	4	2	5	4	12	8	6	11	6	6		
% of pupils with SEN supported at School Action	5	3	6	8	3	11	12	5	4	4	11	6	3	6	5	7	6		

PERFORMANCE MAP



KEY

On this page

- '/' = There are fewer than 5 pupils in this group
- 'N/A' = There are 0 pupils, data is not available or has been suppressed
- * = New Opener
- S = School's absence data may have been affected by severe weather conditions.

Canon Burrows CofE Primary School Tameside 67	Delph Primary School Oldham 68	Diggle School Oldham 69	Friezland Primary School Oldham 70	Godley Community Primary School Tameside 71	Greenfield Primary School Oldham 72	King David Junior School Manchester 73	Knowsley Junior School Oldham 74	Smithy Bridge Foundation Primary School Rochdale 75	St Anne's CofE Lydgate Primary School Oldham 76	St Chad's CofE Primary School Oldham 77	St Christopher's RC Primary School Tameside 78	St Mary's RC Primary School Oldham 79	Stalyhill Junior School Tameside 80	Sunny Bank Primary School Bury 81	Thorp Primary School Oldham 82	Family 5 Averages & Totals
---	---------------------------------------	--------------------------------	---	---	--	---	---	---	---	--	--	--	--	--	---------------------------------------	----------------------------

SCHOOL ATTAINMENT DATA																		
Key Stage 2 Average Points Score (all subjects)	2008	30	31	29	29	28	29	32	29	30	30	31	30	29	29	30	30	30
	2009	29	30	29	31	28	29	31	28	29	30	31	29	27	29	29	30	29
	2010	29	28	27	N/A	29	29	N/A	N/A	29	N/A	N/A	30	29	28	28	N/A	29
Key Stage 1-2 Contextual Value Added	100	99	99	N/A	99	101	N/A	N/A	101	N/A	N/A	102	100	100	100	N/A	100	
% of 11 year olds in school for 4 years or more	97	92	92	64	93	86	95	92	82	86	94	93	94	92	84	96	91	
% of 11 year olds in school for 2 years or more	100	92	100	93	100	100	100	97	93	96	94	97	100	100	92	96	97	
Percentage total absence	3	4	4	3	3	3	5	5	5	3	4	4	5	3	5	4	4	
Percentage persistent absence	0	2	0	1	0	2	2	2	1	1	1	1	2	0	0	1	1	

BREAKDOWN OF ATTAINMENT DATA																			
Key Stage 2 Average Points Score (all subjects)	FSM	All pupils not eligible for FSM	29	28	27	N/A	29	30	N/A	N/A	30	N/A	N/A	30	29	28	29	N/A	29
		All pupils eligible for FSM	28	-	N/A	N/A	-	-	N/A	N/A	28	N/A	N/A	-	-	-	-	N/A	28
	Girls	All girls	29	29	27	N/A	29	29	N/A	N/A	30	N/A	N/A	31	29	29	27	N/A	29
		All girls not eligible for FSM	29	29	27	N/A	30	29	N/A	N/A	30	N/A	N/A	30	29	29	28	N/A	29
		All girls eligible for FSM	-	-	N/A	N/A	-	-	N/A	N/A	-	N/A	N/A	-	-	N/A	-	N/A	-
	Boys	All boys	29	27	27	N/A	29	30	N/A	N/A	29	N/A	N/A	30	29	27	30	N/A	29
		All boys not eligible for FSM	29	27	27	N/A	29	30	N/A	N/A	29	N/A	N/A	30	29	27	30	N/A	29
		All boys eligible for FSM	-	N/A	N/A	N/A	N/A	-	N/A	N/A	-	N/A	N/A	-	-	-	N/A	N/A	-
	Ethnicity	White British pupils	28	28	27	N/A	29	29	N/A	N/A	30	N/A	N/A	30	29	28	30	N/A	29
		Indian pupils	-	N/A	N/A	N/A	N/A	N/A	N/A	N/A	N/A	N/A	N/A	N/A	N/A	N/A	N/A	N/A	-
		Pakistani pupils	-	N/A	N/A	N/A	N/A	N/A	N/A	N/A	N/A	N/A	N/A	N/A	N/A	-	-	N/A	-
		Bangladeshi pupils	N/A	N/A	N/A	N/A	N/A	N/A	N/A	N/A	N/A	N/A	N/A	N/A	N/A	N/A	N/A	N/A	N/A
		Black Caribbean pupils	N/A	N/A	N/A	N/A	N/A	N/A	N/A	N/A	N/A	N/A	N/A	N/A	N/A	N/A	N/A	N/A	N/A
	Mobility	Black African pupils	N/A	N/A	N/A	N/A	N/A	N/A	N/A	N/A	N/A	N/A	N/A	N/A	N/A	N/A	N/A	N/A	N/A
		Pupils in school for less than 2 years	N/A	-	N/A	N/A	N/A	N/A	N/A	N/A	-	N/A	N/A	-	N/A	N/A	-	N/A	-
	SEN	Pupils in school for 2 or more years	29	28	27	N/A	29	29	N/A	N/A	30	N/A	N/A	30	29	28	28	N/A	29
		Pupils with SEN supported at school action	24	N/A	-	N/A	-	-	N/A	N/A	-	N/A	N/A	-	-	-	-	N/A	24
	EAL	Pupils with SEN with statements or on School Action Plus	-	-	-	N/A	-	-	N/A	N/A	-	N/A	N/A	27	-	21	-	N/A	24
		Pupils with EAL	-	N/A	N/A	N/A	N/A	N/A	-	N/A	N/A	N/A	-	-	-	-	-	N/A	-
		Pupils without EAL	29	28	27	N/A	29	29	N/A	N/A	29	N/A	N/A	30	29	28	29	N/A	29

KEY STAGE 2 SUBJECT INFORMATION																		
Combined English & Maths	Number	62	25	24	N/A	30	21	N/A	N/A	56	N/A	N/A	29	50	60	25	N/A	382
	% Level 4+	79	84	71	N/A	80	95	N/A	N/A	89	N/A	N/A	93	88	78	72	N/A	83
	% Level 5+	34	12	13	N/A	33	38	N/A	N/A	32	N/A	N/A	48	28	25	36	N/A	30
English	Number	62	25	24	N/A	30	21	N/A	N/A	56	N/A	N/A	29	50	60	25	N/A	382
	% Level 4+	81	84	88	N/A	83	100	N/A	N/A	93	N/A	N/A	93	92	82	76	N/A	87
	% Level 5+	44	24	21	N/A	53	38	N/A	N/A	43	N/A	N/A	69	46	40	48	N/A	43
Maths	Number	62	25	24	N/A	30	21	N/A	N/A	56	N/A	N/A	29	50	60	25	N/A	382
	% Level 4+	87	92	79	N/A	90	95	N/A	N/A	96	N/A	N/A	93	92	88	76	N/A	90
	% Level 5+	48	24	21	N/A	40	48	N/A	N/A	50	N/A	N/A	59	38	37	40	N/A	42

KEY

Local Authority (LA)

C = Community

F = Foundation

VA = Voluntary Aided

VC = Voluntary Controlled

* = New Opener

'N/A' = There are 0 pupils, data is not available or has been suppressed

B = Boys

G = Girls

M = Mixed

Boothstown Methodist Primary School
Salford **83**

Ellenbrook Community Primary School
Salford **84**

Gilded Hollins Community School Wigan **85**

R L Hughes Primary School Wigan **86**

Saint Paul's CofE Primary School Wigan **87**

St Andrew's CofE Primary School Salford **88**

St Andrew's CofE Primary School, Over
Hulton Bolton **89**

St Catherine's Catholic Primary School,
Lowton Wigan **90**

St Margaret's Church of England Primary
School Bury **91**

St Mark's CofE Primary School Salford **92**

St Mary and St John Catholic Primary School
Wigan **93**

St Mary's RC Primary School Salford **94**

The Oaks Primary School Bolton **95**

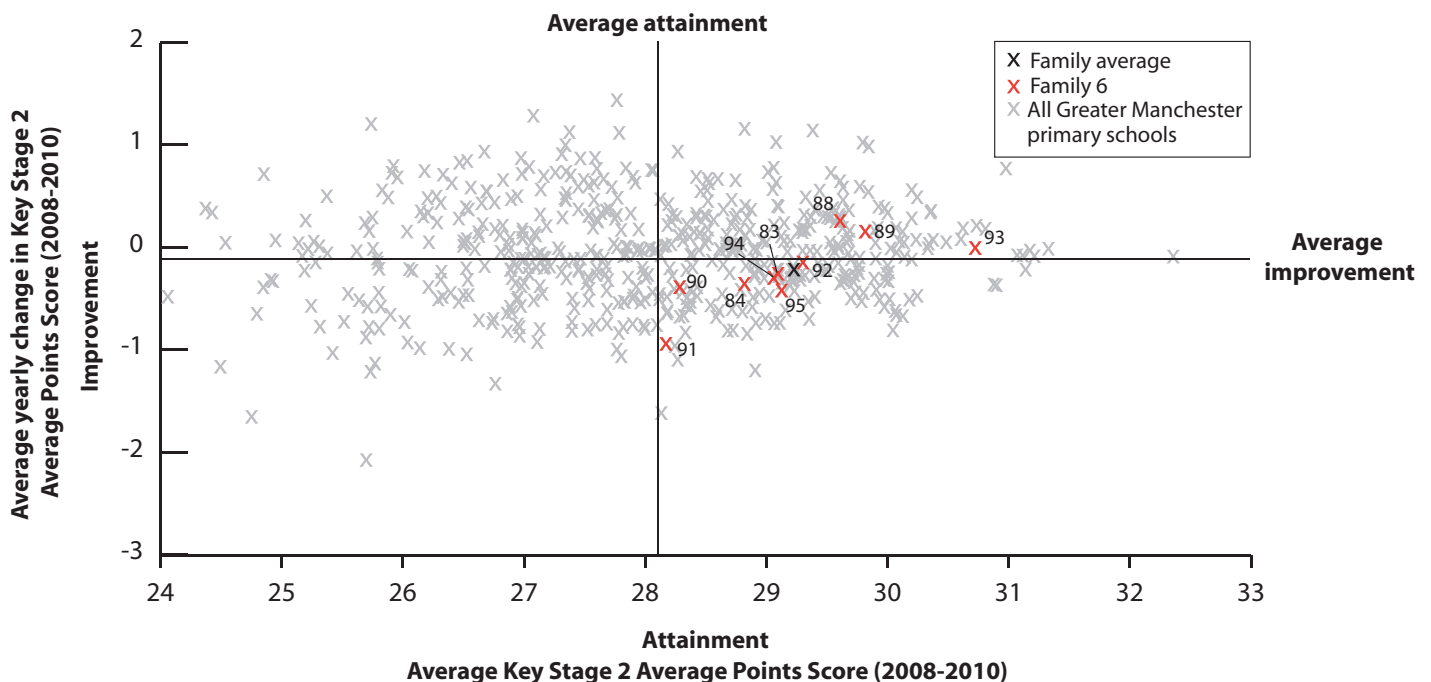
Wigan St Andrew's CofE Junior and Infant
School Wigan **96**

Family 6 Averages & Totals

CHARACTERISTICS OF SCHOOLS AND THEIR PUPILS

School Designation	VC	C	C	C	VA	VC	VA	VA	VC	VA	VA	VA	C	VA	-		
Gender	M	M	M	M	M	M	M	M	M	M	M	M	M	M	-		
Number of full-time pupils	190	239	208	461	189	416	216	212	245	322	206	238	210	203	3555		
Boys as a percentage of full-time pupils	57	47	45	52	41	52	49	51	50	53	47	49	47	50	50		
Girls as a percentage of full-time pupils	43	53	55	48	59	48	51	49	50	47	53	51	53	50	50		
Prior Attainment band 2010	4	4	N/A	N/A	N/A	4	4	4	3	5	4	3	3	N/A	-		
Free School Meal (FSM) band 2010	2	1	2	2	3	1	2	1	1	1	2	3	1	2	-		
% of pupils known to be eligible for FSM 2010	7	3	6	7	10	4	6	4	4	3	7	10	1	7	5		
Percentage of all pupils of compulsory school age	White	White British	77	89	96	97	96	91	89	97	71	93	84	76	77	90	88
		Irish	0	0	0	0	0	0	0	1	0	0	0	1	0	0	0
		Any other White background	8	0	0	0	0	1	0	1	2	3	2	3	0	0	1
	Mixed	White and Black Caribbean	1	0	0	0	1	1	0	0	3	0	1	0	0	1	1
		White and Black African	2	0	0	0	1	0	0	0	0	0	0	0	0	0	0
		White and Asian	2	1	0	0	1	2	2	0	3	0	1	1	0	1	1
	Asian	Any other Mixed background	1	2	0	0	0	4	0	1	1	1	0	3	0	0	1
		Indian	2	5	2	0	0	1	2	0	2	0	7	5	17	0	3
		Pakistani	0	1	0	0	0	0	3	0	9	0	0	0	3	0	1
		Bangladeshi	0	0	0	0	0	0	0	0	0	0	0	0	0	0	0
	Black	Any other Asian background	0	0	0	0	1	0	2	0	2	1	0	1	0	0	0
		Black Caribbean	0	0	0	0	0	0	0	0	2	0	0	0	0	0	0
		Black African	0	0	0	0	0	0	0	0	0	0	0	1	0	0	0
	Other	Any other Black background	1	0	0	0	0	0	0	0	0	0	0	0	0	0	0
		Chinese	2	0	0	0	0	0	0	0	2	0	0	0	0	0	0
Any other ethnic group		1	0	1	1	1	0	0	0	2	1	0	7	0	1	1	
Unclassified	5	0	0	0	0	0	1	0	3	0	1	0	0	5	1		
% of pupils with EAL	4	5	1	2	1	3	5	1	15	1	10	12	10	1	5		
% of pupils with SEN with statements or on SAP	3	3	9	3	2	1	1	5	5	1	4	5	5	8	4		
% of pupils with SEN supported at School Action	4	4	9	15	22	9	13	4	8	8	4	8	8	4	9		

PERFORMANCE MAP



KEY

On this page

- '/' = There are fewer than 5 pupils in this group
- 'N/A' = There are 0 pupils, data is not available or has been suppressed
- * = New Opener
- S = School's absence data may have been affected by severe weather conditions.

Boothstown Methodist Primary School
Salford **83**

Ellenbrook Community Primary School
Salford **84**

Gilded Hollins Community School Wigan **85**

R.L.Hughes Primary School Wigan **86**

Saint Paul's CofE Primary School Wigan **87**

St Andrew's CofE Primary School Salford **88**

St Andrew's CofE Primary School, Over
Hulton Bolton **89**

St Catherine's Catholic Primary School,
Lowton Wigan **90**

St Margaret's Church of England Primary
School Bury **91**

St Mark's CofE Primary School Salford **92**

St Mary and St John Catholic Primary School
Wigan **93**

St Mary's RC Primary School Salford **94**

The Oaks Primary School Bolton **95**

Wigan St. Andrew's CofE Junior and Infant
School Wigan **96**

Family 6 Averages & Totals

SCHOOL ATTAINMENT DATA																
Key Stage 2 Average Points Score (all subjects)	2008	30	29	29	29	29	30	30	29	28	29	31	29	29	29	29
	2009	28	29	30	29	31	29	30	28	29	30	30	29	29	29	29
	2010	29	29	N/A	N/A	N/A	31	30	28	28	30	31	29	29	N/A	29
Key Stage 1-2 Contextual Value Added		100	100	N/A	N/A	N/A	102	100	99	101	100	102	101	100	N/A	100
% of 11 year olds in school for 4 years or more		92	93	97	94	76	98	91	97	91	86	82	81	90	84	90
% of 11 year olds in school for 2 years or more		100	97	100	100	88	98	97	97	97	97	89	100	93	97	97
Percentage total absence		5	3	3	4	4	4	4	3	4	4	4 (S)	5 (S)	3	5	4
Percentage persistent absence		2	0	0	0	1	1	0	1	0	0	0	2	0	1	0

BREAKDOWN OF ATTAINMENT DATA

BREAKDOWN OF ATTAINMENT DATA																	
Key Stage 2 Average Points Score (all subjects)	FSM	All pupils not eligible for FSM	29	29	N/A	N/A	N/A	31	30	28	28	30	31	29	29	N/A	29
		All pupils eligible for FSM	N/A	-	N/A	N/A	N/A	-	-	-	-	N/A	-	-	-	N/A	-
	Girls	All girls	30	29	N/A	N/A	N/A	31	29	29	28	31	30	29	30	N/A	30
		All girls not eligible for FSM	30	30	N/A	N/A	N/A	31	29	29	28	31	30	29	30	N/A	30
		All girls eligible for FSM	N/A	-	N/A	N/A	N/A	-	N/A	N/A	-	N/A	-	-	-	N/A	-
	Boys	All boys	29	28	N/A	N/A	N/A	30	30	27	27	30	32	29	28	N/A	29
		All boys not eligible for FSM	29	28	N/A	N/A	N/A	30	31	27	27	30	32	30	28	N/A	29
		All boys eligible for FSM	N/A	N/A	N/A	N/A	N/A	N/A	-	-	N/A	N/A	-	-	N/A	N/A	-
	Ethnicity	White British pupils	29	29	N/A	N/A	N/A	31	30	28	27	30	31	29	28	N/A	29
		Indian pupils	N/A	N/A	N/A	N/A	N/A	-	N/A	N/A	-	N/A	-	-	-	N/A	-
		Pakistani pupils	N/A	N/A	N/A	N/A	N/A	N/A	-	N/A	-	N/A	N/A	N/A	N/A	N/A	-
		Bangladeshi pupils	N/A	N/A	N/A	N/A	N/A	N/A	N/A	N/A	N/A	N/A	N/A	N/A	N/A	N/A	N/A
		Black Caribbean pupils	N/A	N/A	N/A	N/A	N/A	N/A	N/A	N/A	-	N/A	N/A	N/A	N/A	N/A	-
	Mobility	Black African pupils	N/A	N/A	N/A	N/A	N/A	N/A	N/A	N/A	N/A	N/A	N/A	N/A	-	N/A	-
		Pupils in school for less than 2 years	N/A	-	N/A	N/A	N/A	-	-	-	-	-	-	N/A	-	N/A	-
	SEN	Pupils in school for 2 or more years	29	29	N/A	N/A	N/A	31	30	28	28	30	31	29	29	N/A	29
		Pupils with SEN supported at school action	-	22	N/A	N/A	N/A	-	26	-	26	-	N/A	27	-	N/A	26
	EAL	Pupils with SEN with statements or on School Action Plus	-	-	N/A	N/A	N/A	-	N/A	-	22	N/A	-	-	-	N/A	22
		Pupils with EAL	N/A	N/A	N/A	N/A	N/A	N/A	-	N/A	30	N/A	-	-	-	N/A	30
		Pupils without EAL	29	29	N/A	N/A	N/A	31	30	28	27	30	31	29	29	N/A	29

KEY STAGE 2 SUBJECT INFORMATION

Combined English & Maths	Number	26	29	N/A	N/A	N/A	52	34	32	35	37	28	31	30	N/A	334
	% Level 4+	81	79	N/A	N/A	N/A	98	88	78	86	97	93	87	83	N/A	88
	% Level 5+	38	34	N/A	N/A	N/A	50	35	13	14	41	64	23	27	N/A	34
English	Number	26	29	N/A	N/A	N/A	52	34	32	35	37	28	31	30	N/A	334
	% Level 4+	88	86	N/A	N/A	N/A	100	97	88	89	100	93	94	93	N/A	93
	% Level 5+	50	52	N/A	N/A	N/A	62	50	22	23	46	75	35	60	N/A	48
Maths	Number	26	29	N/A	N/A	N/A	52	34	32	35	37	28	31	30	N/A	334
	% Level 4+	88	86	N/A	N/A	N/A	98	91	81	86	97	96	90	87	N/A	91
	% Level 5+	54	45	N/A	N/A	N/A	62	50	31	31	57	71	42	30	N/A	48

KEY
 Local Authority (LA)
 C = Community
 F = Foundation
 VA = Voluntary Aided
 VC = Voluntary Controlled
 * = New Opener
 'N/A' = There are 0 pupils, data is not available or has been suppressed

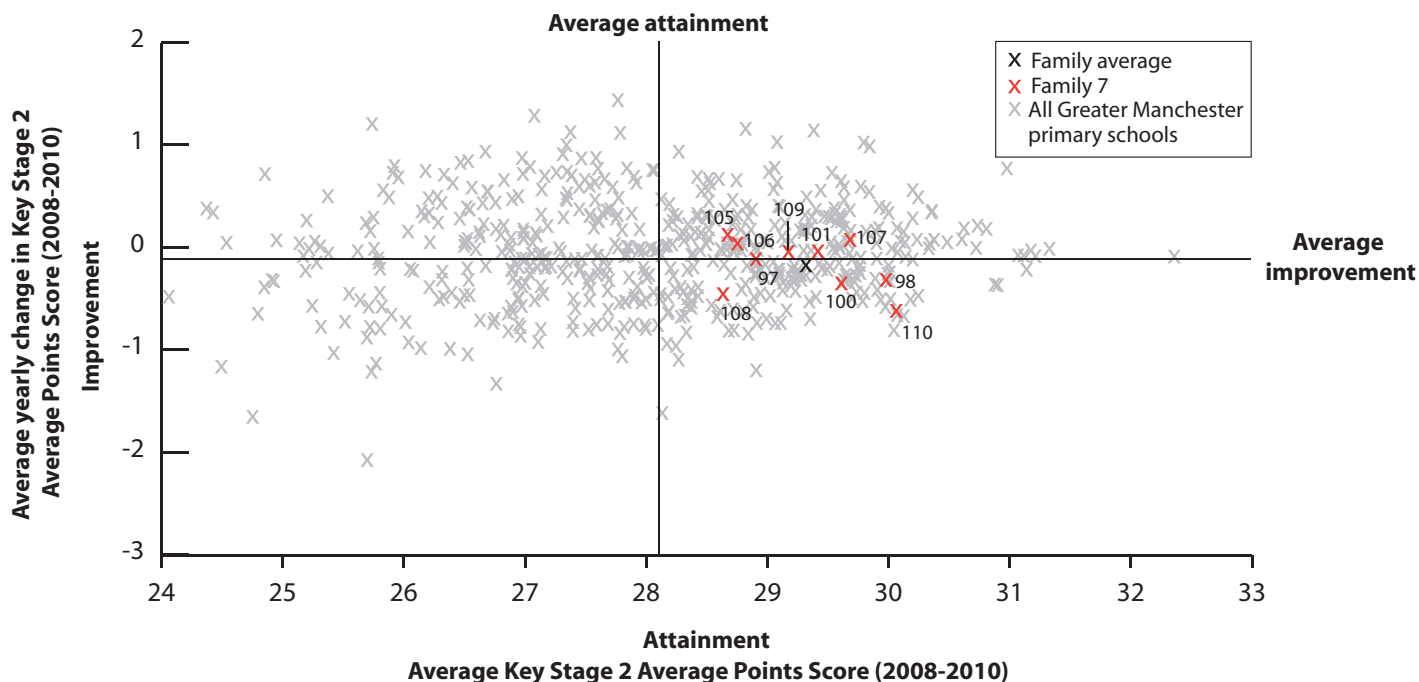
B = Boys
 G = Girls
 M = Mixed

Chantlers Primary School **Bury 97**
 Christ Church CoFE (Aided) Primary School **Bury 98**
 Eagley Junior School **Bolton 99**
 Greenhill Primary School **Bury 100**
 Hardy Mill Primary School **Bolton 101**
 Holy Family RC Primary School, New Springs, Wigan **Wigan 102**
 Newhey Community Primary School **Rochdale 103**
 Sacred Heart Catholic Primary School, Hindley Green **Wigan 104**
 St Charles' RC Primary School **Salford 105**
 St John the Evangelist RC Primary School, Bromley Cross, Bolton **Bolton 106**
 St Mary's Church of England Aided Primary School, Prestwich **Bury 107**
 St Teresa's RC Primary School **Bolton 108**
 St Thomas CoFE Primary School **Bolton 109**
 Woodfield Primary School **Wigan 110**
 Family 7 Averages & Totals

CHARACTERISTICS OF SCHOOLS AND THEIR PUPILS

School Designation	C	VA	C	C	C	VA	C	VA	VA	VA	VA	VA	VA	C	-		
Gender	M	M	M	M	M	M	M	M	M	M	M	M	M	M	M		
Number of full-time pupils	232	254	235	241	195	127	190	208	228	173	224	145	209	213	2874		
Boys as a percentage of full-time pupils	51	52	51	49	51	59	50	44	50	55	48	52	52	55	51		
Girls as a percentage of full-time pupils	49	48	49	51	49	41	50	56	50	45	52	48	48	45	49		
Prior Attainment band 2010	4	4	N/A	4	4	N/A	1	N/A	3	4	3	4	4	4	-		
Free School Meal (FSM) band 2010	2	2	3	1	1	3	3	2	3	4	2	4	1	1	-		
% of pupils known to be eligible for FSM 2010	7	6	10	2	4	10	14	6	12	13	9	13	6	2	8		
Percentage of all pupils of compulsory school age	White	White British	89	97	97	90	95	95	94	87	90	93	79	95	91	94	92
		Irish	0	0	0	0	0	0	0	0	2	0	0	0	0	0	0
		Any other White background	3	0	0	1	1	0	1	2	3	1	1	1	0	0	1
	Mixed	White and Black Caribbean	1	0	0	2	0	2	0	1	0	1	2	0	0	1	
		White and Black African	0	0	0	0	1	0	1	1	0	0	0	0	0	0	
		White and Asian	0	0	0	0	0	0	1	0	2	1	0	0	2	0	
	Asian	Any other Mixed background	0	0	0	0	1	0	1	0	1	3	1	1	0	1	
		Indian	0	0	0	1	1	0	0	1	0	2	0	3	2	1	
		Pakistani	2	0	0	5	2	0	1	0	2	2	1	1	0	1	
		Bangladeshi	0	0	0	0	0	0	1	0	0	0	0	0	0	0	
	Black	Any other Asian background	1	0	0	2	0	0	0	1	0	0	0	0	0	0	
		Black Caribbean	0	0	0	0	0	0	0	0	0	0	0	0	0	0	
		Black African	0	0	0	0	0	0	1	1	0	3	0	0	0	0	
	Other	Any other Black background	0	0	0	0	0	1	1	0	1	0	0	0	0	0	
		Chinese	1	1	0	0	0	0	0	1	0	1	0	1	0	0	
Any other ethnic group		1	0	0	0	0	2	0	1	0	1	1	0	0	1		
Unclassified	0	1	0	0	0	0	0	8	2	0	3	0	1	0	1		
% of pupils with EAL	4	0	0	3	1	1	1	0	4	3	8	1	1	1	2		
% of pupils with SEN with statements or on SAP	2	6	6	5	4	9	7	2	2	10	3	8	2	7	5		
% of pupils with SEN supported at School Action	8	3	16	3	4	6	3	19	10	4	4	16	11	7	8		

PERFORMANCE MAP



KEY

On this page

- '/' = There are fewer than 5 pupils in this group
- 'N/A' = There are 0 pupils, data is not available or has been suppressed
- * = New Opener
- S = School's absence data may have been affected by severe weather conditions.

Chantlers Primary School **Bury 97**

Christ Church CofE (Aided) Primary School **Bury 98**

Eagley Junior School **Bolton 99**

Greenhill Primary School **Bury 100**

Hardy Mill Primary School **Bolton 101**

Holy Family RC Primary School, New Springs, Wigan **Wigan 102**

Newhey Community Primary School **Rochdale 103**

Sacred Heart Catholic Primary School, Hindley Green **Wigan 104**

St Charles RC Primary School **Salford 105**

St John the Evangelist RC Primary School, Bromley Cross, **Bolton 106**

St Mary's Church of England Aided Primary School, Prestwich **Bury 107**

St Teresa's RC Primary School **Bolton 108**

St Thomas CofE Primary School **Bolton 109**

Woodfield Primary School **Wigan 110**

Family 7 Averages & Totals

SCHOOL ATTAINMENT DATA																
Key Stage 2 Average Points Score (all subjects)	2008	29	29	30	30	29	28	31	28	28	28	30	28	29	31	29
	2009	29	31	29	29	30	28	29	30	29	29	30	30	29	30	29
	2010	30	30	N/A	29	29	N/A	N/A	N/A	29	29	30	27	30	29	29
Key Stage 1-2 Contextual Value Added		101	100	N/A	100	101	N/A	N/A	N/A	101	100	101	99	102	100	100
% of 11 year olds in school for 4 years or more		88	85	93	94	100	73	84	97	87	88	77	83	87	94	89
% of 11 year olds in school for 2 years or more		94	97	98	100	100	95	95	97	97	100	96	91	93	97	97
Percentage total absence		5	2	4	4	4	7	4	5	4	5 (S)	5	4	3	3	4
Percentage persistent absence		0	0	1	1	0	2	0	0	1	1	0	1	0	0	0

BREAKDOWN OF ATTAINMENT DATA																	
Key Stage 2 Average Points Score (all subjects)	FSM	All pupils not eligible for FSM	29	30	N/A	29	29	N/A	N/A	N/A	29	29	30	28	30	29	29
		All pupils eligible for FSM	-	-	N/A	-	-	N/A	N/A	N/A	-	-	-	-	-	N/A	-
	Girls	All girls	29	31	N/A	29	29	N/A	N/A	N/A	29	29	31	27	30	28	29
		All girls not eligible for FSM	29	31	N/A	29	29	N/A	N/A	N/A	29	29	32	28	30	28	29
		All girls eligible for FSM	N/A	-	N/A	-	N/A	N/A	N/A	N/A	-	-	-	-	-	N/A	-
	Boys	All boys	30	28	N/A	28	29	N/A	N/A	N/A	28	29	28	29	30	29	29
		All boys not eligible for FSM	30	28	N/A	28	29	N/A	N/A	N/A	28	29	28	30	31	29	29
		All boys eligible for FSM	-	-	N/A	N/A	-	N/A	N/A	N/A	-	-	-	-	-	N/A	-
	Ethnicity	White British pupils	29	30	N/A	29	29	N/A	N/A	N/A	29	29	29	28	30	29	29
		Indian pupils	N/A	N/A	N/A	-	N/A	N/A	N/A	N/A	-	N/A	-	N/A	-	-	-
		Pakistani pupils	N/A	N/A	N/A	-	N/A	N/A	N/A	N/A	N/A	N/A	N/A	N/A	-	N/A	-
		Bangladeshi pupils	N/A	N/A	N/A	N/A	N/A	N/A	N/A	N/A	N/A	N/A	N/A	N/A	N/A	N/A	N/A
		Black Caribbean pupils	N/A	N/A	N/A	N/A	N/A	N/A	N/A	N/A	N/A	N/A	-	N/A	N/A	N/A	-
	Mobility	Black African pupils	N/A	N/A	N/A	N/A	N/A	N/A	N/A	N/A	-	N/A	-	N/A	-	N/A	-
		Pupils in school for less than 2 years	-	-	N/A	N/A	N/A	N/A	N/A	N/A	-	N/A	-	-	-	-	-
	SEN	Pupils in school for 2 or more years	29	29	N/A	29	29	N/A	N/A	N/A	29	29	30	28	30	29	29
		Pupils with SEN supported at school action	-	-	N/A	-	-	N/A	N/A	N/A	26	-	-	-	26	-	26
	EAL	Pupils with SEN with statements or on School Action Plus	-	-	N/A	-	-	N/A	N/A	N/A	-	-	-	-	-	-	-
		Pupils with EAL	-	N/A	N/A	-	N/A	N/A	N/A	N/A	-	-	-	N/A	-	-	-
		Pupils without EAL	29	30	N/A	29	29	N/A	N/A	N/A	29	29	29	27	30	29	29

KEY STAGE 2 SUBJECT INFORMATION																
Combined English & Maths	Number	34	34	N/A	34	28	N/A	N/A	N/A	30	26	26	23	30	32	297
	% Level 4+	82	91	N/A	85	89	N/A	N/A	N/A	93	88	96	70	83	84	87
	% Level 5+	41	44	N/A	32	25	N/A	N/A	N/A	23	19	23	26	53	28	32
English	Number	34	34	N/A	34	28	N/A	N/A	N/A	30	26	26	23	30	32	297
	% Level 4+	85	94	N/A	97	89	N/A	N/A	N/A	97	92	96	87	90	84	91
	% Level 5+	65	50	N/A	47	39	N/A	N/A	N/A	37	27	42	39	57	38	45
Maths	Number	34	34	N/A	34	28	N/A	N/A	N/A	30	26	26	23	30	32	297
	% Level 4+	88	94	N/A	85	93	N/A	N/A	N/A	97	96	100	70	90	91	91
	% Level 5+	47	53	N/A	38	39	N/A	N/A	N/A	30	50	46	35	63	53	46

KEY

Local Authority (LA)

C = Community

F = Foundation

VA = Voluntary Aided

VC = Voluntary Controlled

* = New Opener

'N/A' = There are 0 pupils, data is not available or has been suppressed

B = Boys

G = Girls

M = Mixed

All Saints Church of England Primary School
Marple **Stockport 111**

Great Moor Junior School **Stockport 112**

Ladybrook Primary School **Stockport 113**

Lane End Primary School **Stockport 114**

Ludworth Primary School **Stockport 115**

Moorfield Primary School **Stockport 116**

Moss Hey Primary School **Stockport 117**

Norbury Hall Primary School **Stockport 118**

St Mary's Catholic Primary School Marple
Bridge **Stockport 119**

St Peter's Catholic Primary School
Stockport **120**

St Simon's Catholic Primary School
Stockport **121**

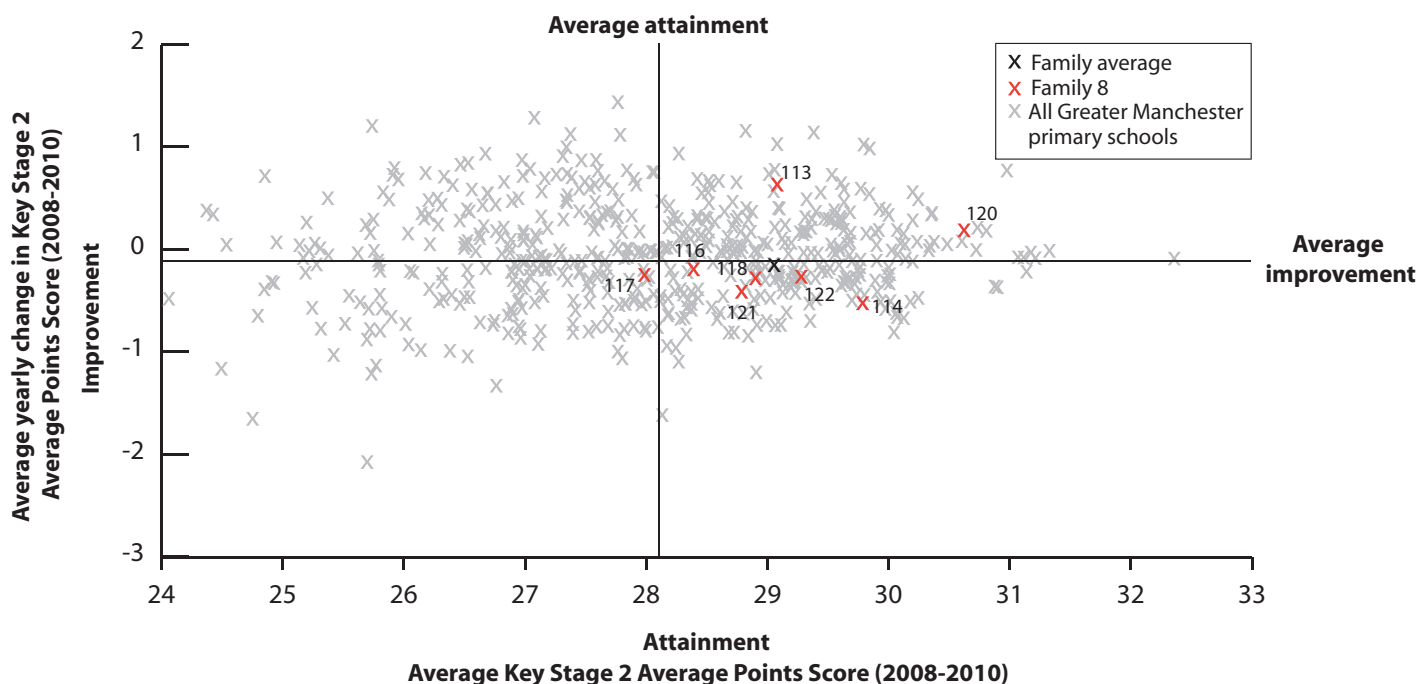
Warren Wood Primary School **Stockport 122**

Family 8 Averages & Totals

CHARACTERISTICS OF SCHOOLS AND THEIR PUPILS

School Designation	VC	C	C	C	C	C	C	C	VA	VA	VA	C	-		
Gender	M	M	M	M	M	M	M	M	M	M	M	M	-		
Number of full-time pupils	174	312	208	212	329	391	203	419	209	209	161	290	3117		
Boys as a percentage of full-time pupils	53	53	53	49	48	52	50	53	51	56	49	51	51		
Girls as a percentage of full-time pupils	47	47	47	51	52	48	50	47	49	44	51	49	49		
Prior Attainment band 2010	N/A	1	4	3	N/A	3	4	4	N/A	3	4	3	-		
Free School Meal (FSM) band 2010	4	2	1	1	1	2	1	1	1	1	3	2	-		
% of pupils known to be eligible for FSM 2010	15	8	1	2	4	7	2	3	3	3	12	7	5		
Percentage of all pupils of compulsory school age	White	White British	90	89	90	94	92	92	88	94	95	86	86	93	91
		Irish	0	1	0	0	0	0	0	0	1	0	0	0	0
		Any other White background	1	1	1	0	2	1	4	0	2	3	4	1	1
	Mixed	White and Black Caribbean	1	1	0	0	1	1	0	1	0	0	0	0	0
		White and Black African	1	1	0	0	1	0	0	0	3	0	1	1	
		White and Asian	0	0	0	0	1	0	1	0	1	0	0	0	
	Asian	Any other Mixed background	1	2	0	1	2	1	0	1	1	2	1	0	1
		Indian	0	1	0	0	0	0	0	0	2	2	0	1	
		Pakistani	0	0	1	0	1	2	2	0	0	0	2	1	
	Black	Bangladeshi	0	1	0	0	0	0	0	0	0	0	0	0	
		Any other Asian background	0	1	0	0	0	0	4	0	1	1	0	1	
		Black Caribbean	0	1	0	0	0	0	0	0	0	0	0	0	
	Other	Black African	1	0	0	0	0	1	0	0	0	1	0	0	
		Any other Black background	0	0	0	0	0	0	0	0	0	0	0	0	
		Chinese	0	1	1	0	0	1	0	0	0	1	1	0	
% of pupils with EAL	1	4	4	1	1	3	7	2	2	7	14	2	4		
% of pupils with SEN with statements or on SAP	8	10	3	3	4	9	11	3	5	5	6	3	6		
% of pupils with SEN supported at School Action	12	8	8	8	9	6	8	9	7	9	11	11	9		

PERFORMANCE MAP



KEY

On this page

- '/' = There are fewer than 5 pupils in this group
- 'N/A' = There are 0 pupils, data is not available or has been suppressed
- * = New Opener
- S = School's absence data may have been affected by severe weather conditions.

All Saints Church of England Primary School
Marple [Stockport 111](#)

Great Moor Junior School [Stockport 112](#)

Ladybrook Primary School [Stockport 113](#)

Lane End Primary School [Stockport 114](#)

Ludworth Primary School [Stockport 115](#)

Moorfield Primary School [Stockport 116](#)

Moss Hey Primary School [Stockport 117](#)

Norbury Hall Primary School [Stockport 118](#)

St Mary's Catholic Primary School Marple
Bridge [Stockport 119](#)

St Peter's Catholic Primary School
[Stockport 120](#)

St Simon's Catholic Primary School
[Stockport 121](#)

Warren Wood Primary School [Stockport 122](#)

Family & Averages & Totals

SCHOOL ATTAINMENT DATA														
Key Stage 2 Average Points Score (all subjects)	2008	30	29	29	30	31	28	27	29	30	30	28	30	29
	2009	30	29	29	30	31	29	29	29	29	32	30	29	29
	2010	N/A	N/A	31	29	N/A	28	28	29	N/A	31	28	28	29
Key Stage 1-2 Contextual Value Added	N/A	N/A	101	100	N/A	99	100	100	100	N/A	103	100	101	101
% of 11 year olds in school for 4 years or more	79	89	93	66	86	83	91	93	87	85	91	93	87	
% of 11 year olds in school for 2 years or more	86	95	97	89	98	90	97	100	97	100	91	98	95	
Percentage total absence	5	5	4	4 (S)	5	4	4	3	4	4	5	5	4	
Percentage persistent absence	1	1	1	0	0	1	2	1	1	0	0	2	1	

BREAKDOWN OF ATTAINMENT DATA

Key Stage 2 Average Points Score (all subjects)		Breakdown of Attainment Data													
			2008	2009	2010	2008	2009	2010	2008	2009	2010	2008	2009	2010	2008
FSM	All pupils not eligible for FSM	N/A	N/A	31	29	N/A	28	29	29	N/A	31	28	29	29	
	All pupils eligible for FSM	N/A	N/A	N/A	-	N/A	-	-	-	N/A	N/A	-	-	-	
Girls	All girls	N/A	N/A	31	28	N/A	28	30	29	N/A	31	29	28	29	
	All girls not eligible for FSM	N/A	N/A	31	28	N/A	28	30	29	N/A	31	29	28	29	
	All girls eligible for FSM	N/A	N/A	N/A	-	N/A	-	-	-	N/A	N/A	-	-	-	
Boys	All boys	N/A	N/A	30	29	N/A	27	27	29	N/A	31	27	29	29	
	All boys not eligible for FSM	N/A	N/A	30	29	N/A	27	27	29	N/A	31	27	30	29	
	All boys eligible for FSM	N/A	N/A	N/A	N/A	N/A	-	N/A	-	N/A	N/A	-	-	-	
Ethnicity	White British pupils	N/A	N/A	31	29	N/A	28	28	29	N/A	31	27	28	29	
	Indian pupils	N/A	N/A	N/A	N/A	N/A	N/A	N/A	N/A	N/A	-	-	N/A	-	
	Pakistani pupils	N/A	N/A	N/A	N/A	N/A	-	N/A	N/A	N/A	N/A	N/A	-	-	
	Bangladeshi pupils	N/A	N/A	N/A	N/A	N/A	N/A	N/A	N/A	N/A	N/A	N/A	N/A	N/A	
	Black Caribbean pupils	N/A	N/A	N/A	N/A	N/A	N/A	N/A	N/A	N/A	N/A	N/A	N/A	N/A	
	Black African pupils	N/A	N/A	N/A	N/A	N/A	-	N/A	N/A	N/A	N/A	N/A	-	N/A	-
Mobility	Pupils in school for less than 2 years	N/A	N/A	-	-	N/A	25	-	N/A	N/A	N/A	-	-	25	
	Pupils in school for 2 or more years	N/A	N/A	31	29	N/A	28	28	29	N/A	31	28	28	29	
SEN	Pupils with SEN supported at school action	N/A	N/A	-	-	N/A	23	-	24	N/A	31	-	24	25	
	Pupils with SEN with statements or on School Action Plus	N/A	N/A	N/A	N/A	N/A	19	26	-	N/A	-	-	-	23	
EAL	Pupils with EAL	N/A	N/A	-	N/A	N/A	-	-	N/A	N/A	-	-	-	-	
	Pupils without EAL	N/A	N/A	31	29	N/A	28	28	29	N/A	31	27	28	29	

KEY STAGE 2 SUBJECT INFORMATION

Combined English & Maths	Number	N/A	N/A	30	35	N/A	52	32	60	N/A	33	23	42	307
	% Level 4+	N/A	N/A	93	83	N/A	77	84	83	N/A	94	70	88	84
	% Level 5+	N/A	N/A	43	26	N/A	17	22	20	N/A	48	26	21	26
English	Number	N/A	N/A	30	35	N/A	52	32	60	N/A	33	23	42	307
	% Level 4+	N/A	N/A	100	89	N/A	83	88	88	N/A	97	96	93	91
	% Level 5+	N/A	N/A	77	40	N/A	25	31	45	N/A	64	30	38	43
Maths	Number	N/A	N/A	30	35	N/A	52	32	60	N/A	33	23	42	307
	% Level 4+	N/A	N/A	93	86	N/A	79	94	88	N/A	94	70	90	87
	% Level 5+	N/A	N/A	47	46	N/A	37	34	37	N/A	58	39	29	40

KEY
 Local Authority (LA)
 C = Community
 F = Foundation
 VA = Voluntary Aided
 VC = Voluntary Controlled
 * = New Opener
 'N/A' = There are 0 pupils, data is not available or has been suppressed

B = Boys
 G = Girls
 M = Mixed

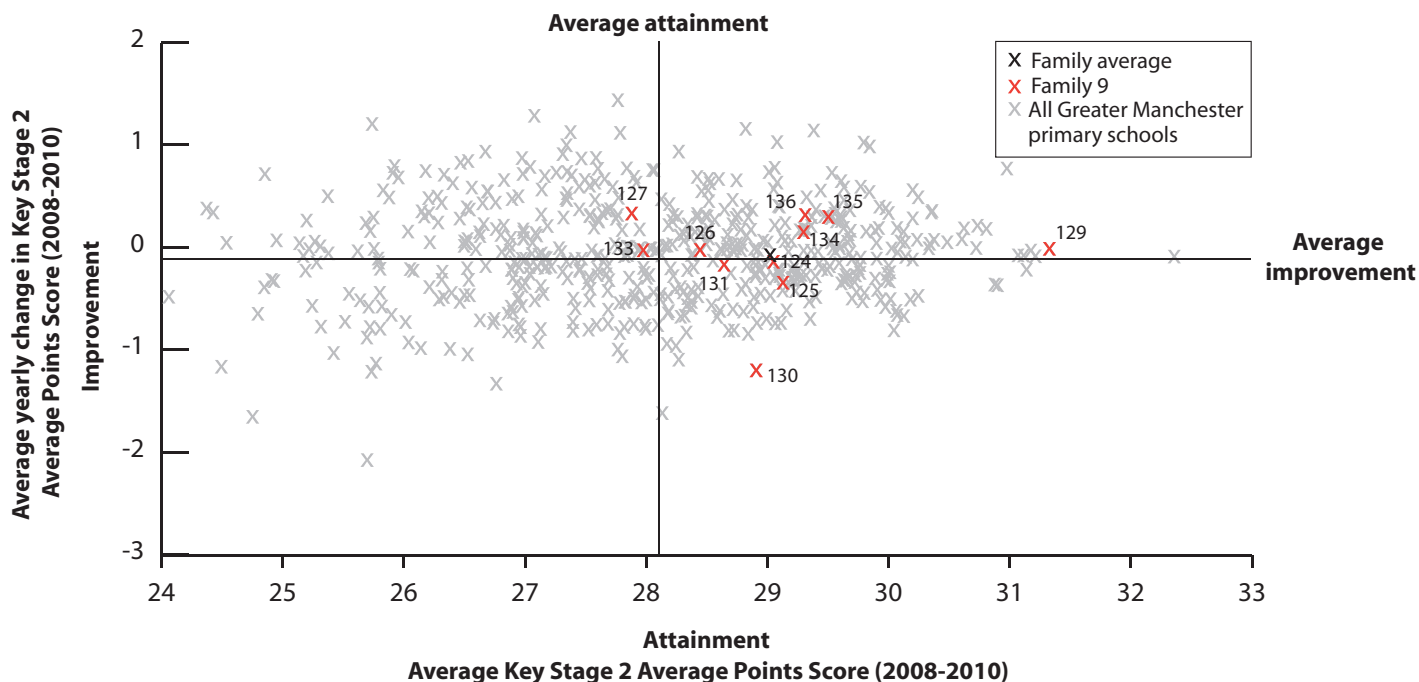
Claypool Primary School Bolton **123**
 Harwood Meadows Primary School Bolton **124**
 High Lawn Primary School Bolton **125**
 Highfield St. Matthew's CofE Primary School Wigan **126**
 Kearsley West Primary School Bolton **127**
 Mab's Cross Primary School Wigan **128**
 Prestolee Primary School Bolton **129**
 Sacred Heart RC Primary School Wigan **130**
 Shevington Community Primary School Wigan **131**
 St Andrew's Methodist Primary School Salford **132**
 St Augustine's CofE Primary School Salford **133**
 St Bernadette's Catholic Primary School Wigan **134**
 St George's CofE Primary School Bolton **135**
 St Mary's RC Primary School Bolton **136**
 St Peter's CofE Primary School Salford **137**

Family 9 Averages & Totals

CHARACTERISTICS OF SCHOOLS AND THEIR PUPILS

School Designation	C	C	C	VA	C	C	C	VA	C	VC	VA	VA	VA	VA	VA	-		
Gender	M	M	M	M	M	M	M	M	M	M	M	M	M	M	M	M		
Number of full-time pupils	210	220	343	404	202	447	201	171	162	229	226	197	247	218	236	3713		
Boys as a percentage of full-time pupils	54	51	57	51	48	51	51	50	54	53	48	47	45	50	48	51		
Girls as a percentage of full-time pupils	46	49	43	49	52	49	49	50	46	47	52	53	55	50	52	49		
Prior Attainment band 2010	N/A	4	3	3	4	1	4	3	3	N/A	4	4	4	4	1	-		
Free School Meal (FSM) band 2010	4	3	4	2	5	3	3	3	2	5	5	3	3	4	5	-		
% of pupils known to be eligible for FSM 2010	17	11	17	7	31	13	14	11	9	28	33	10	14	13	28	16		
Percentage of all pupils of compulsory school age	White	White British	87	95	79	98	84	94	93	93	98	92	92	94	93	94	82	91
		Irish	0	0	0	0	0	0	0	0	0	0	0	0	0	0	0	0
		Any other White background	0	0	1	0	0	1	1	1	2	0	1	1	0	1	9	1
	Mixed	White and Black Caribbean	0	1	1	0	0	0	1	1	0	3	1	1	0	0	1	1
		White and Black African	0	0	1	0	0	0	0	0	1	0	1	0	0	0	0	0
		White and Asian	1	0	2	0	1	0	0	0	0	0	0	3	0	0	0	1
	Asian	Any other Mixed background	2	1	1	0	1	0	1	0	2	1	0	4	4	2	1	
		Indian	4	0	11	1	1	0	0	0	0	0	0	1	0	0	1	
		Pakistani	4	1	3	0	0	0	1	0	0	0	0	1	0	1	1	
		Bangladeshi	0	0	0	0	0	0	0	0	0	0	0	0	0	3	0	
	Black	Any other Asian background	0	0	0	0	0	0	1	0	0	0	0	0	0	0	0	
		Black Caribbean	0	0	0	0	0	0	0	0	1	0	0	0	0	0	0	
		Black African	0	0	1	0	0	2	0	3	0	2	0	0	0	0	1	
	Other	Any other Black background	0	0	1	0	0	0	0	0	1	0	0	0	0	0	0	
		Chinese	1	1	0	0	0	0	1	0	0	1	1	1	0	0	0	
Any other ethnic group		0	0	0	0	0	2	0	0	1	5	0	0	0	1	1		
Unclassified	0	0	0	0	12	0	0	1	0	0	0	0	0	0	0	1		
% of pupils with EAL	5	3	13	3	1	4	0	5	0	2	7	2	2	1	7	4		
% of pupils with SEN with statements or on SAP	5	7	3	6	11	5	1	8	8	6	4	8	2	4	6	5		
% of pupils with SEN supported at School Action	7	8	8	5	11	1	3	4	13	10	15	9	7	9	8	7		

PERFORMANCE MAP



KEY

On this page

- '/' = There are fewer than 5 pupils in this group
- 'N/A' = There are 0 pupils, data is not available or has been suppressed
- * = New Opener
- S = School's absence data may have been affected by severe weather conditions.

Claypool Primary School Bolton **123**
 Harwood Meadows Primary School Bolton **124**
 High Lawn Primary School Bolton **125**
 Highfield St Matthew's CofE Primary School Wigan **126**
 Kearsley West Primary School Bolton **127**
 Mab's Cross Primary School Wigan **128**
 Prestolee Primary School Bolton **129**
 Sacred Heart RC Primary School Wigan **130**
 Shevington Community Primary School Wigan **131**
 St Andrew's Methodist Primary School Salford **132**
 St Augustine's CofE Primary School Salford **133**
 St Bernadette's Catholic Primary School Wigan **134**
 St George's CofE Primary School Bolton **135**
 St Mary's RC Primary School Bolton **136**
 St Peter's CofE Primary School Salford **137**
 Family 9 Averages & Totals

SCHOOL ATTAINMENT DATA																	
Key Stage 2 Average Points Score (all subjects)	2008	30	29	30	29	28	29	32	29	29	31	27	30	29	30	29	29
	2009	29	29	29	29	28	29	31	30	29	29	29	29	30	29	28	29
	2010	N/A	28	28	28	28	N/A	31	27	28	N/A	28	29	29	29	N/A	28
Key Stage 1-2 Contextual Value Added	N/A	100	100	100	99	N/A	102	101	101	N/A	99	99	100	100	N/A	100	
% of 11 year olds in school for 4 years or more	97	90	78	97	97	91	96	81	96	86	90	88	84	100	100	91	
% of 11 year olds in school for 2 years or more	100	100	84	98	100	98	100	100	100	93	97	100	91	100	100	97	
Percentage total absence	4 (S)	4	4	4	6	4	4	5	5 (S)	5	7	4	5	5	6	5	
Percentage persistent absence	0	0	1	1	3	1	0	1	1	3	6	0	1	1	4	1	

BREAKDOWN OF ATTAINMENT DATA

BREAKDOWN OF ATTAINMENT DATA																		
Key Stage 2 Average Points Score (all subjects)	FSM	All pupils not eligible for FSM	N/A	28	29	28	N/A	31	28	28	N/A	28	29	30	30	N/A	29	
		All pupils eligible for FSM	N/A	-	26	-	N/A	28	-	-	N/A	26	-	27	26	N/A	27	
	Girls	All girls	N/A	27	30	29	28	N/A	31	27	29	N/A	28	30	29	29	N/A	29
		All girls not eligible for FSM	N/A	27	30	29	27	N/A	31	27	28	N/A	28	30	30	31	N/A	29
		All girls eligible for FSM	N/A	-	-	-	-	N/A	-	N/A	-	N/A	-	-	28	25	N/A	27
	Boys	All boys	N/A	29	28	27	28	N/A	30	28	28	N/A	28	28	29	28	N/A	28
		All boys not eligible for FSM	N/A	29	28	27	28	N/A	31	28	28	N/A	28	29	31	28	N/A	28
		All boys eligible for FSM	N/A	-	26	-	-	N/A	-	-	N/A	N/A	-	-	26	-	N/A	26
	Ethnicity	White British pupils	N/A	28	28	28	28	N/A	31	28	28	N/A	28	29	29	29	N/A	28
		Indian pupils	N/A	N/A	27	N/A	N/A	N/A	-	N/A	N/A	N/A	N/A	N/A	N/A	N/A	N/A	27
		Pakistani pupils	N/A	N/A	-	N/A	N/A	N/A	N/A	N/A	N/A	N/A	N/A	N/A	N/A	N/A	N/A	-
		Bangladeshi pupils	N/A	N/A	N/A	N/A	N/A	N/A	N/A	N/A	N/A	N/A	N/A	N/A	N/A	N/A	N/A	N/A
		Black Caribbean pupils	N/A	N/A	N/A	N/A	N/A	N/A	N/A	N/A	N/A	N/A	N/A	N/A	N/A	N/A	N/A	N/A
		Black African pupils	N/A	N/A	N/A	N/A	N/A	N/A	N/A	-	N/A	N/A	N/A	N/A	N/A	N/A	N/A	-
	Mobility	Pupils in school for less than 2 years	N/A	N/A	26	-	N/A	N/A	N/A	N/A	N/A	N/A	-	N/A	-	N/A	N/A	26
		Pupils in school for 2 or more years	N/A	28	29	28	28	N/A	31	27	28	N/A	28	29	29	29	N/A	28
	SEN	Pupils with SEN supported at school action	N/A	-	22	-	-	N/A	-	N/A	-	N/A	-	-	-	24	N/A	23
		Pupils with SEN with statements or on School Action Plus	N/A	-	N/A	18	-	N/A	N/A	-	-	N/A	N/A	-	-	-	N/A	17
	EAL	Pupils with EAL	N/A	N/A	27	N/A	N/A	N/A	N/A	-	N/A	N/A	-	-	-	N/A	N/A	27
		Pupils without EAL	N/A	28	29	28	28	N/A	31	28	28	N/A	28	29	29	29	N/A	28

KEY STAGE 2 SUBJECT INFORMATION

Combined English & Maths	Number	N/A	31	45	59	29	N/A	25	26	24	N/A	30	24	32	33	N/A	358
	% Level 4+	N/A	84	80	76	86	N/A	100	81	83	N/A	83	83	84	85	N/A	83
	% Level 5+	N/A	19	36	25	10	N/A	52	15	17	N/A	13	29	31	36	N/A	26
English	Number	N/A	31	45	59	29	N/A	25	26	24	N/A	30	24	32	33	N/A	358
	% Level 4+	N/A	90	84	90	86	N/A	100	85	83	N/A	90	83	94	91	N/A	89
	% Level 5+	N/A	35	38	44	21	N/A	52	38	29	N/A	23	42	47	36	N/A	37
Maths	Number	N/A	31	45	59	29	N/A	25	26	24	N/A	30	24	32	33	N/A	358
	% Level 4+	N/A	87	87	76	97	N/A	100	85	88	N/A	90	100	91	88	N/A	88
	% Level 5+	N/A	26	47	32	21	N/A	68	15	42	N/A	20	42	41	42	N/A	36

KEY

Local Authority (LA)

C = Community

F = Foundation

VA = Voluntary Aided

VC = Voluntary Controlled

* = New Opener

'N/A' = There are 0 pupils, data is not available or has been suppressed

B = Boys

G = Girls

M = Mixed

Bolin Primary School **Trafford 138**

Broughton Jewish Cassel Fox Primary School
Salford **139**

Nevill Road Junior School **Stockport 140**

Orishmere Primary School **Stockport 141**

Our Lady of Grace RC Primary School
Bury **142**

St Joseph's Catholic Primary School
Trafford **143**

St Mary's C of E Primary School **Trafford 144**

St Mary's RC Primary School **Salford 145**

St Michael's Roman Catholic Primary School,
Whitefield **Bury 146**

St Philip's RC Primary School **Salford 147**

Torkington Primary School **Stockport 148**

William Hulme's Grammar School
Manchester **149**

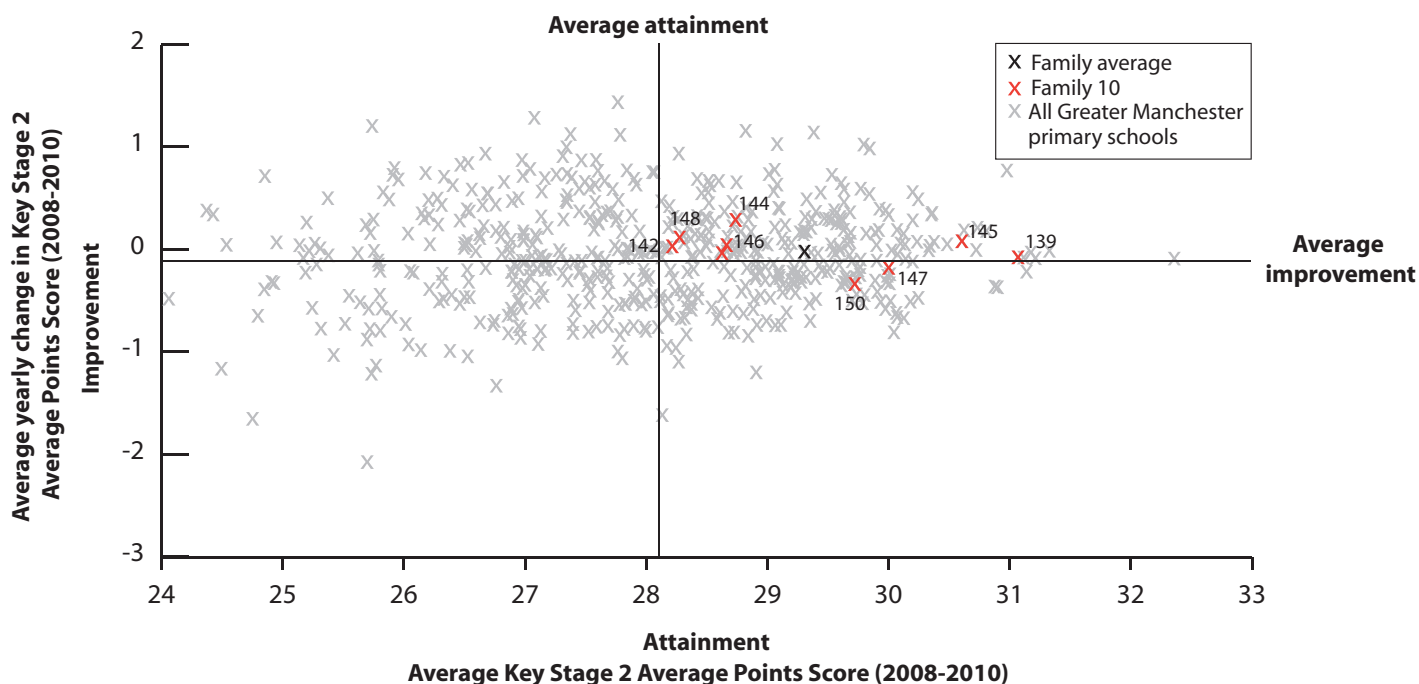
Woodheys Primary School **Trafford 150**

Family 10 Averages & Totals

CHARACTERISTICS OF SCHOOLS AND THEIR PUPILS

School Designation	C	VA	C	C	VA	VA	VA	VA	VA	VA	C	A	C	-		
Gender	M	M	M	M	M	M	M	M	M	M	M	M	M	M	-	
Number of full-time pupils	307	334	225	203	354	391	177	249	212	367	193	869	340	4221		
Boys as a percentage of full-time pupils	51	56	49	48	53	48	54	45	46	48	53	57	61	52		
Girls as a percentage of full-time pupils	49	44	51	52	47	52	46	55	54	52	47	43	39	48		
Prior Attainment band 2010	N/A	4	4	1	4	1	4	4	4	4	4	4	4	-		
Free School Meal (FSM) band 2010	2	1	3	2	2	1	2	2	4	2	1	4	1	-		
% of pupils known to be eligible for FSM 2010	5	2	12	5	9	2	6	7	16	7	6	15	4	8		
Percentage of all pupils of compulsory school age	White	White British	69	91	81	81	86	81	88	90	83	76	91	23	69	69
		Irish	0	0	0	0	2	4	0	0	1	4	0	0	0	1
		Any other White background	6	0	3	1	5	5	0	1	4	9	3	3	4	4
	Mixed	White and Black Caribbean	0	0	2	0	1	1	0	0	2	2	0	3	2	1
		White and Black African	0	0	0	0	0	1	0	0	2	0	0	1	0	1
		White and Asian	1	0	0	2	0	1	1	0	0	1	0	2	1	1
	Asian	Any other Mixed background	8	7	5	1	0	1	5	1	3	3	4	6	2	4
		Indian	1	0	1	1	1	2	1	1	0	2	0	3	3	2
		Pakistani	5	0	2	5	0	0	1	0	0	0	1	38	6	9
	Black	Bangladeshi	0	0	0	0	0	0	0	0	0	0	2	0	0	
		Any other Asian background	6	0	0	2	0	1	1	1	1	0	1	1	6	2
		Black Caribbean	0	0	0	0	0	0	1	0	0	0	0	3	0	1
	Other	Black African	0	0	0	0	1	0	2	1	1	1	0	4	1	1
		Any other Black background	0	0	0	0	0	0	1	0	0	0	0	3	1	1
		Chinese	2	0	0	1	0	0	0	1	0	1	1	2	4	1
Other	Any other ethnic group	0	0	3	1	1	0	1	3	0	0	0	7	2	2	
	Unclassified	1	2	2	0	3	2	1	1	0	0	0	0	0	1	
% of pupils with EAL	14	7	8	11	4	4	2	6	6	11	5	40	12	14		
% of pupils with SEN with statements or on SAP	3	4	6	9	5	2	3	5	4	3	4	5	4	4		
% of pupils with SEN supported at School Action	9	1	16	14	7	12	10	4	2	4	10	6	6	7		

PERFORMANCE MAP



KEY

On this page

- '/' = There are fewer than 5 pupils in this group
- 'N/A' = There are 0 pupils, data is not available or has been suppressed
- * = New Opener
- S = School's absence data may have been affected by severe weather conditions.

Bolton Primary School Trafford 138	Broughton Jewish Cassel Fox Primary School Salford 139	Nevill Road Junior School Stockport 140	Orishmere Primary School Stockport 141	Our Lady of Grace RC Primary School Bury 142	St Joseph's Catholic Primary School Trafford 143	St Mary's CofE Primary School Trafford 144	St Mary's RC Primary School Salford 145	St Michael's Roman Catholic Primary School, Whitefield Bury 146	St Philip's RC Primary School Salford 147	Torkington Primary School Stockport 148	William Hulme's Grammar School Manchester 149	Woodheys Primary School Trafford 150	Family 10 Averages & Totals
---	---	--	---	---	---	---	--	--	--	--	--	---	-----------------------------

SCHOOL ATTAINMENT DATA															
Key Stage 2 Average Points Score (all subjects)	2008	31	32	28	30	28	30	30	31	29	30	28	29	30	30
	2009	31	31	30	29	28	30	28	31	28	30	28	29	30	29
	2010	N/A	30	28	N/A	28	N/A	29	30	29	30	29	30	29	29
Key Stage 1-2 Contextual Value Added	N/A	101	99	N/A	100	N/A	100	101	101	101	100	100	101	100	100
% of 11 year olds in school for 4 years or more	79	85	80	93	98	86	84	84	100	100	93	N/A	86	84	
% of 11 year olds in school for 2 years or more	86	92	93	100	100	98	91	89	100	100	100	92	92	95	
Percentage total absence	4	5	4	4	5	4	5	5	4 (S)	4	5	7	5	5	
Percentage persistent absence	0	0	1	1	1	1	1	0	1	1	2	4	0	1	

BREAKDOWN OF ATTAINMENT DATA

Key Stage 2 Average Points Score (all subjects)		Breakdown of Attainment Data													
		FSM	All pupils not eligible for FSM	N/A	30	28	N/A	29	N/A	29	30	30	30	29	30
	All pupils eligible for FSM	N/A	N/A	25	N/A	27	N/A	-	-	-	-	N/A	-	-	26
Girls	All girls	N/A	30	28	N/A	28	N/A	29	31	29	30	29	31	28	29
	All girls not eligible for FSM	N/A	30	29	N/A	28	N/A	29	31	29	30	29	31	29	29
	All girls eligible for FSM	N/A	N/A	26	N/A	-	N/A	-	-	-	-	N/A	-	-	26
Boys	All boys	N/A	31	27	N/A	29	N/A	30	29	29	30	28	29	30	29
	All boys not eligible for FSM	N/A	31	28	N/A	29	N/A	30	29	30	30	28	29	30	29
	All boys eligible for FSM	N/A	N/A	-	N/A	-	N/A	-	-	-	-	N/A	-	-	-
Ethnicity	White British pupils	N/A	30	28	N/A	29	N/A	29	30	29	30	28	31	30	29
	Indian pupils	N/A	N/A	N/A	N/A	N/A	N/A	-	-	N/A	N/A	N/A	-	-	-
	Pakistani pupils	N/A	N/A	-	N/A	N/A	N/A	N/A	N/A	N/A	N/A	-	30	-	30
	Bangladeshi pupils	N/A	N/A	N/A	N/A	N/A	N/A	N/A	N/A	N/A	N/A	N/A	N/A	N/A	N/A
	Black Caribbean pupils	N/A	N/A	N/A	N/A	N/A	N/A	N/A	N/A	N/A	N/A	N/A	N/A	N/A	N/A
Mobility	Black African pupils	N/A	N/A	N/A	N/A	N/A	N/A	-	N/A	N/A	N/A	N/A	N/A	-	-
	Pupils in school for less than 2 years	N/A	-	-	N/A	N/A	N/A	-	30	N/A	N/A	N/A	-	-	30
SEN	Pupils in school for 2 or more years	N/A	31	28	N/A	28	N/A	29	30	29	30	29	30	30	29
	Pupils with SEN supported at school action	N/A	N/A	22	N/A	-	N/A	-	-	-	-	-	-	26	25
EAL	Pupils with SEN with statements or on School Action Plus	N/A	-	-	N/A	-	N/A	-	-	-	-	-	N/A	-	-
	Pupils with EAL	N/A	N/A	31	N/A	-	N/A	-	31	N/A	-	-	30	30	30
	Pupils without EAL	N/A	30	28	N/A	29	N/A	29	30	29	30	28	30	29	29

KEY STAGE 2 SUBJECT INFORMATION

Combined English & Maths	Number	N/A	26	55	N/A	47	N/A	32	45	30	47	29	25	49	385
	% Level 4+	N/A	88	75	N/A	89	N/A	81	91	87	98	86	92	84	87
	% Level 5+	N/A	62	22	N/A	21	N/A	38	42	43	32	24	44	41	35
English	Number	N/A	26	55	N/A	47	N/A	32	45	30	47	29	25	49	385
	% Level 4+	N/A	88	80	N/A	96	N/A	91	93	93	100	90	96	90	91
	% Level 5+	N/A	69	35	N/A	30	N/A	47	44	57	49	34	52	45	44
Maths	Number	N/A	26	55	N/A	47	N/A	32	45	30	47	29	25	49	385
	% Level 4+	N/A	88	82	N/A	89	N/A	88	96	87	98	90	92	88	90
	% Level 5+	N/A	69	31	N/A	34	N/A	47	71	47	53	45	60	59	50

KEY
 Local Authority (LA)
 C = Community
 F = Foundation
 VA = Voluntary Aided
 VC = Voluntary Controlled
 * = New Opener
 'N/A' = There are 0 pupils, data is not available or has been suppressed

B = Boys
 G = Girls
 M = Mixed

Banks Lane Junior School **Stockport 151**

Beaver Road Primary School
Manchester 152

Didbury CofE Primary School
Manchester 153

Mottram CofE Primary School **Tameside 154**

South Fallsworth Community Primary School
Oldham 155

St Peter's Catholic Primary School
Tameside 156

St Thomas' Church of England Primary
 School Heaton Chapel **Stockport 157**

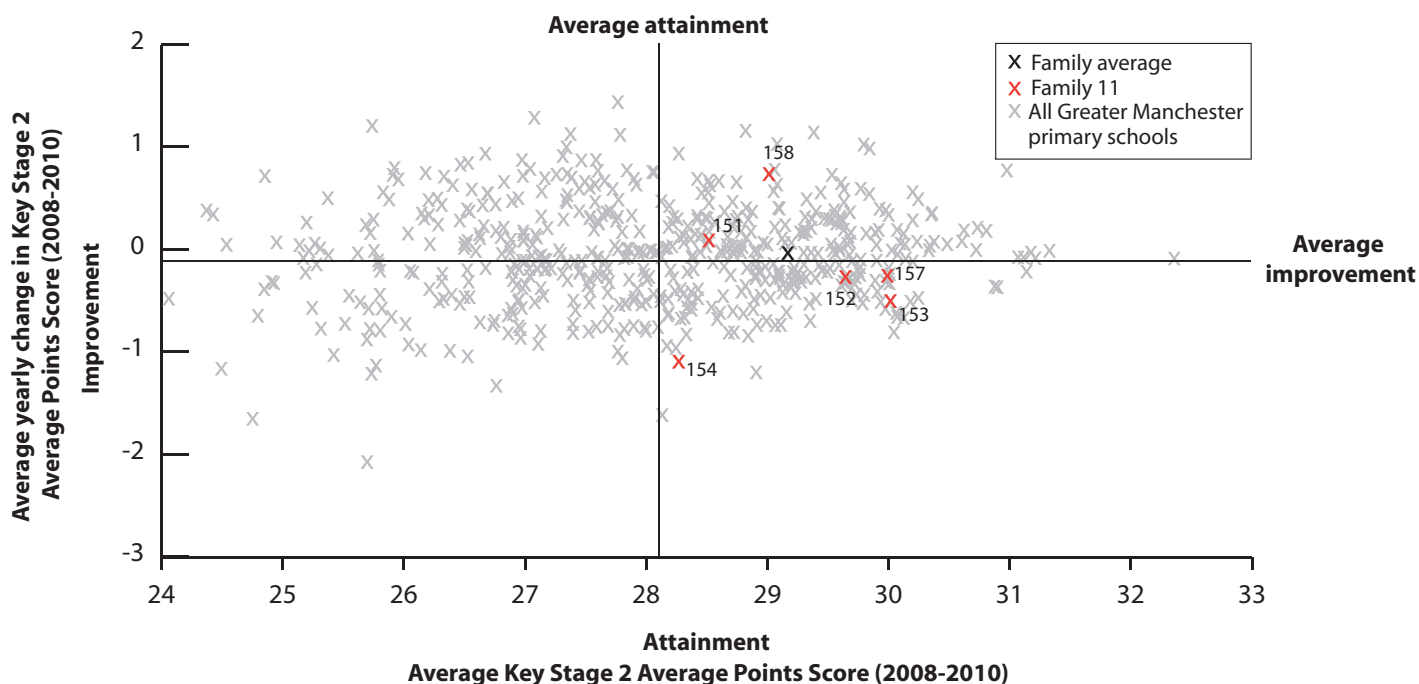
Victoria Park Junior School **Trafford 158**

Family 11 Averages & Totals

CHARACTERISTICS OF SCHOOLS AND THEIR PUPILS

School Designation	C	C	VA	VA	C	VA	VA	C	-		
Gender	M	M	M	M	M	M	M	M	-		
Number of full-time pupils	364	620	232	138	408	206	247	239	2454		
Boys as a percentage of full-time pupils	53	50	51	42	55	56	52	54	52		
Girls as a percentage of full-time pupils	47	50	49	58	45	44	48	46	48		
Prior Attainment band 2010	4	4	4	4	N/A	N/A	4	4	-		
Free School Meal (FSM) band 2010	3	3	2	2	1	2	2	5	-		
% of pupils known to be eligible for FSM 2010	11	10	6	6	5	8	8	29	10		
Percentage of all pupils of compulsory school age	White	White British	96	55	79	91	68	93	70	52	72
		Irish	0	0	0	0	0	1	0	0	0
		Any other White background	0	5	3	0	0	1	2	2	2
	Mixed	White and Black Caribbean	0	2	1	4	1	0	1	8	2
		White and Black African	1	1	1	1	1	0	0	0	1
		White and Asian	0	5	0	0	0	0	0	0	1
	Asian	Any other Mixed background	0	4	2	2	0	1	2	3	2
		Indian	0	4	0	0	0	0	6	7	2
		Pakistani	1	11	7	0	0	0	9	14	6
	Black	Bangladeshi	0	3	0	0	0	0	3	0	1
		Any other Asian background	1	1	1	1	0	0	2	3	1
		Black Caribbean	0	0	0	0	0	0	1	4	1
	Other	Black African	0	2	2	0	0	1	2	1	1
		Any other Black background	0	0	0	0	0	0	0	3	0
		Chinese	0	1	0	0	0	1	1	0	1
Other	Any other ethnic group	0	4	2	1	0	0	0	1	1	
	Unclassified	0	1	1	1	29	0	0	2	6	
% of pupils with EAL	2	25	6	1	0	3	11	25	11		
% of pupils with SEN with statements or on SAP	8	1	7	5	9	2	3	12	6		
% of pupils with SEN supported at School Action	22	5	4	9	5	7	11	20	9		

PERFORMANCE MAP



KEY

On this page

- '/' = There are fewer than 5 pupils in this group
- 'N/A' = There are 0 pupils, data is not available or has been suppressed
- * = New Opener
- S = School's absence data may have been affected by severe weather conditions.

Banks Lane Junior School **Stockport 151**

Beaver Road Primary School
Manchester 152

Disbury CofE Primary School
Manchester 153

Mottram CofE Primary School **Tameside 154**

South Fallsworth Community Primary School
Oldham 155

St Peter's Catholic Primary School
Tameside 156

St Thomas' Church of England Primary School
Heaton Chapel Stockport 157

Victoria Park Junior School **Trafford 158**

Family 11 Averages & Totals

SCHOOL ATTAINMENT DATA										
Key Stage 2 Average Points Score (all subjects)	2008	28	30	31	28	30	31	30	28	29
	2009	29	29	30	28	30	30	30	30	30
	2010	28	29	30	28	N/A	N/A	29	29	29
Key Stage 1-2 Contextual Value Added	100	100	102	100	N/A	N/A	101	101	100	
% of 11 year olds in school for 4 years or more	97	85	90	90	92	97	91	75	89	
% of 11 year olds in school for 2 years or more	99	95	93	100	97	100	100	82	95	
Percentage total absence	6	5	4	5	5	4	4	6	5	
Percentage persistent absence	1	2	2	0	2	0	0	5	2	

BREAKDOWN OF ATTAINMENT DATA

Key Stage 2 Average Points Score (all subjects)	Category	Pupils								
		2008	2009	2010	2011	2012	2013	2014	2015	2016
FSM	All pupils not eligible for FSM	28	30	30	28	N/A	N/A	30	30	29
	All pupils eligible for FSM	27	26	-	-	N/A	N/A	28	27	27
Girls	All girls	29	29	31	29	N/A	N/A	29	29	29
	All girls not eligible for FSM	29	30	31	29	N/A	N/A	30	30	30
	All girls eligible for FSM	-	27	-	N/A	N/A	N/A	-	26	26
Boys	All boys	28	29	28	27	N/A	N/A	30	30	29
	All boys not eligible for FSM	28	29	29	27	N/A	N/A	30	30	29
	All boys eligible for FSM	26	-	-	-	N/A	N/A	-	28	27
Ethnicity	White British pupils	28	30	30	28	N/A	N/A	30	29	29
	Indian pupils	N/A	-	N/A	N/A	N/A	N/A	-	-	-
	Pakistani pupils	-	27	-	N/A	N/A	N/A	-	30	29
	Bangladeshi pupils	N/A	-	N/A	N/A	N/A	N/A	-	N/A	-
	Black Caribbean pupils	N/A	-	N/A	N/A	N/A	N/A	N/A	-	-
Mobility	Black African pupils	N/A	-	-	N/A	N/A	N/A	N/A	N/A	-
	Pupils in school for less than 2 years	-	-	-	N/A	N/A	N/A	N/A	29	29
	Pupils in school for 2 or more years	28	29	30	28	N/A	N/A	29	29	29
SEN	Pupils with SEN supported at school action	25	24	-	23	N/A	N/A	27	27	25
	Pupils with SEN with statements or on School Action Plus	24	-	-	-	N/A	N/A	N/A	21	22
EAL	Pupils with EAL	29	28	-	-	N/A	N/A	-	30	29
	Pupils without EAL	28	30	30	29	N/A	N/A	29	29	29

KEY STAGE 2 SUBJECT INFORMATION

Combined English & Maths	Number	96	82	29	21	N/A	N/A	35	57	320
	% Level 4+	75	83	86	76	N/A	N/A	91	79	81
	% Level 5+	22	35	38	19	N/A	N/A	34	32	30
English	Number	96	82	29	21	N/A	N/A	35	57	320
	% Level 4+	80	90	97	90	N/A	N/A	97	84	88
	% Level 5+	28	43	52	43	N/A	N/A	51	33	38
Maths	Number	96	82	29	21	N/A	N/A	35	57	320
	% Level 4+	90	90	86	81	N/A	N/A	94	88	89
	% Level 5+	38	44	62	19	N/A	N/A	40	68	46

KEY

Local Authority (LA)

C = Community

F = Foundation

VA = Voluntary Aided

VC = Voluntary Controlled

* = New Opener

'N/A' = There are 0 pupils, data is not available or has been suppressed

B = Boys

G = Girls

M = Mixed

Bamford Primary School **Rochdale 159**

Buckstones Junior and Infant School **Oldham 160**

Christ The King RC Primary School **Salford 161**

Crossgates Primary School **Rochdale 162**

Healey Foundation Primary School **Rochdale 163**

Hodge Clough Junior School **Oldham 164**

Holcombe Brook Primary School **Bury 165**

Littleborough Community Primary School **Rochdale 166**

Mills Hill Primary School **Oldham 167**

Milton St John's CofE Primary School **Tameside 168**

Norden Community Primary School **Rochdale 169**

Old Hall Primary School **Bury 170**

Our Lady's RC Primary School **Oldham 171**

Sharples Primary School **Bolton 172**

St Gregory's RC Primary School, Farnworth, Bolton **Bolton 173**

St James' Church of England Primary School **Rochdale 174**

St Mary's Roman Catholic Primary School, Littleborough **Rochdale 175**

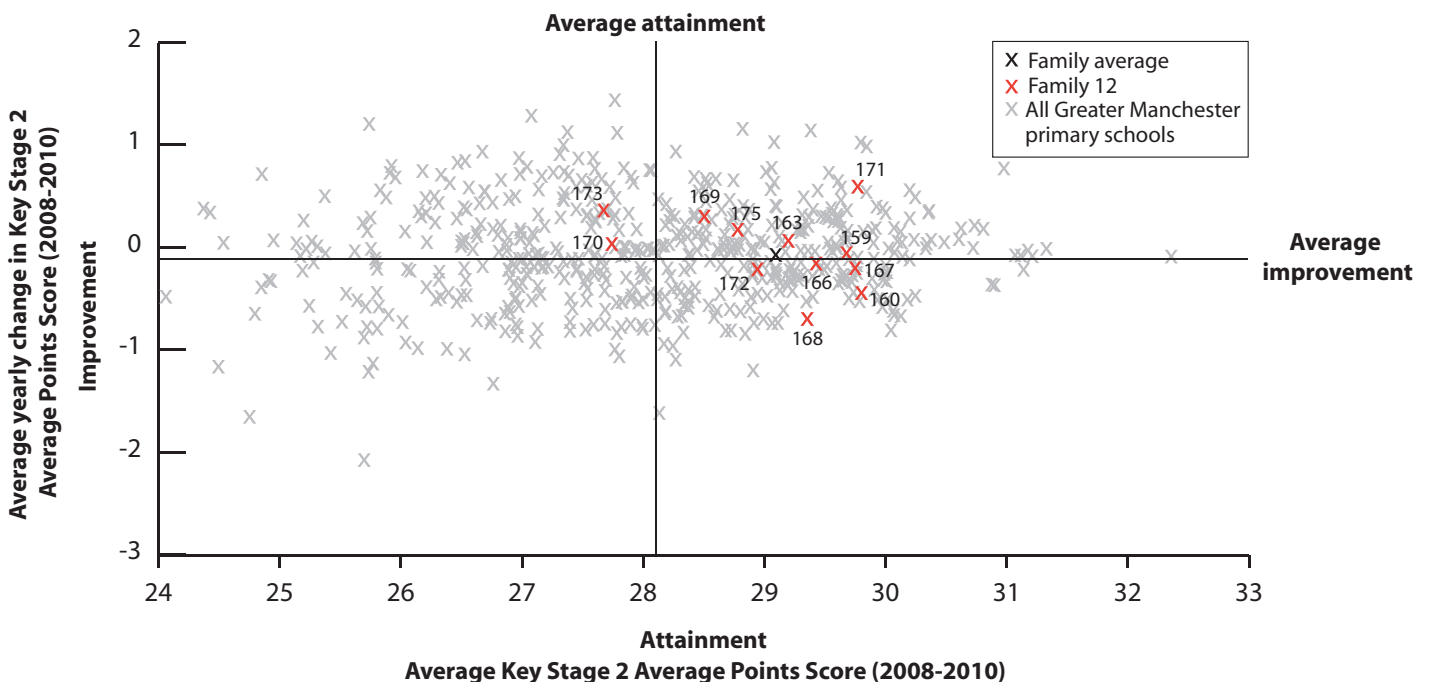
St Vincent's Roman Catholic Primary School, Rochdale **Rochdale 176**

Family 12 Averages & Totals

CHARACTERISTICS OF SCHOOLS AND THEIR PUPILS

School Designation	F	C	VA	F	F	C	C	C	C	VC	C	C	VA	C	VA	F	VA	VA	-		
Gender	M	M	M	M	M	M	M	M	M	M	M	M	M	M	M	M	M	M	M	-	
Number of full-time pupils	309	209	217	251	212	187	224	366	416	202	379	154	76	205	181	231	196	416	4431		
Boys as a percentage of full-time pupils	50	44	51	52	52	49	51	58	55	48	50	52	42	53	51	53	59	53	52		
Girls as a percentage of full-time pupils	50	56	49	48	48	51	49	42	45	52	50	48	58	47	49	47	41	47	48		
Prior Attainment band 2010	4	3	N/A	1	3	N/A	N/A	4	3	3	4	3	3	3	3	N/A	4	N/A	-		
Free School Meal (FSM) band 2010	1	3	4	3	4	4	1	3	2	1	3	4	4	4	4	4	2	2	-		
% of pupils known to be eligible for FSM 2010	4	9	14	9	18	18	4	14	7	4	11	17	18	23	18	16	8	8	11		
Percentage of all pupils of compulsory school age	White	White British	53	95	91	98	87	95	95	95	70	94	61	90	89	38	87	98	94	89	83
		Irish	1	0	0	0	0	0	0	0	0	0	0	0	0	0	2	0	0	0	0
		Any other White background	0	0	4	0	0	0	0	2	0	0	2	0	0	1	3	0	5	2	1
	Mixed	White and Black Caribbean	0	1	1	0	0	2	1	0	2	2	0	1	1	1	0	0	1	0	1
		White and Black African	0	0	0	0	0	0	0	0	0	0	1	0	2	1	0	0	0	0	0
		White and Asian	5	0	1	0	3	1	1	1	1	0	3	1	1	0	1	1	0	1	1
	Asian	Any other Mixed background	1	1	2	0	0	0	0	1	0	1	1	2	4	0	0	0	0	3	1
		Indian	1	0	1	0	2	0	1	0	0	0	0	0	0	50	4	0	0	0	3
		Pakistani	33	1	0	1	6	0	0	1	11	0	29	2	0	1	1	0	0	1	7
		Bangladeshi	4	0	0	0	0	0	0	0	13	0	1	0	0	0	0	0	0	0	2
	Black	Any other Asian background	0	0	0	0	0	1	0	0	0	0	1	0	0	1	1	0	0	0	0
		Black Caribbean	0	0	0	0	0	1	0	0	0	0	1	3	0	0	0	0	0	0	0
		Black African	0	0	1	0	0	1	0	0	0	0	1	0	1	0	2	0	0	0	0
	Other	Any other Black background	0	0	1	0	0	0	0	0	0	0	0	0	0	0	0	0	0	0	0
		Chinese	0	0	0	0	0	0	0	0	0	0	0	0	0	0	0	0	0	0	0
Any other ethnic group		0	0	0	0	0	1	0	0	0	0	1	0	0	1	0	0	0	1	0	
Unclassified	1	0	0	0	0	0	0	1	1	1	0	3	0	0	0	1	2	1	1		
% of pupils with EAL	36	1	3	1	5	2	2	2	20	0	27	1	1	53	8	1	3	3	11		
% of pupils with SEN with statements or on SAP	2	10	3	2	6	14	4	5	4	4	5	5	7	5	5	7	4	6	5		
% of pupils with SEN supported at School Action	7	5	6	7	6	13	6	5	3	10	6	10	12	7	10	6	14	5	7		

PERFORMANCE MAP



KEY

On this page

- '/' = There are fewer than 5 pupils in this group
- 'N/A' = There are 0 pupils, data is not available or has been suppressed
- * = New Opener
- S = School's absence data may have been affected by severe weather conditions.

Bamford Primary School **Rochdale 159**

Buckstones Junior and Infant School **Oldham 160**

Christ The King RC Primary School **Salford 161**

Crossgates Primary School **Rochdale 162**

Healey Foundation Primary School **Rochdale 163**

Hodge Clough Junior School **Oldham 164**

Holcombe Brook Primary School **Bury 165**

Littleborough Community Primary School **Rochdale 166**

Mills Hill Primary School **Oldham 167**

Milton St. John's C of E Primary School **Tameside 168**

Norden Community Primary School **Rochdale 169**

Old Hall Primary School **Bury 170**

Our Lady's RC Primary School **Oldham 171**

Sharples Primary School **Bolton 172**

St Gregory's RC Primary School, Farnworth, Bolton **Bolton 173**

St James' Church of England Primary School **Rochdale 174**

St Mary's Roman Catholic Primary School, Littleborough **Rochdale 175**

St Vincent's Roman Catholic Primary School, Rochdale **Rochdale 176**

Family 12 Averages & Totals

SCHOOL ATTAINMENT DATA																				
Key Stage 2 Average Points Score (all subjects)	2008	30	30	27	29	30	29	30	30	31	30	28	27	31	29	27	28	28	29	29
	2009	29	30	26	29	29	30	30	29	29	30	29	28	29	29	28	27	29	29	29
	2010	30	29	N/A	N/A	28	N/A	N/A	29	30	28	29	29	30	28	27	N/A	29	N/A	29
Key Stage 1-2 Contextual Value Added		101	102	N/A	N/A	100	N/A	N/A	101	101	101	101	101	101	100	100	N/A	100	N/A	101
% of 11 year olds in school for 4 years or more		80	77	93	86	76	78	83	85	88	93	83	80	93	72	79	97	100	89	85
% of 11 year olds in school for 2 years or more		98	97	97	92	91	95	89	94	97	100	98	88	100	90	90	100	100	98	95
Percentage total absence		5	3	6	4	4 (S)	4	4	5	5	5	6	3	4 (S)	6	6	4	5	5	5
Percentage persistent absence		0	1	4	1	1	1	0	2	1	0	2	0	0	1	3	1	1	1	1

BREAKDOWN OF ATTAINMENT DATA

Key Stage 2 Average Points Score (all subjects)																				
		FSM	All pupils not eligible for FSM	30	29	N/A	N/A	28	N/A	N/A	30	30	28	29	29	30	28	27	N/A	29
	All pupils eligible for FSM	-	28	N/A	N/A	27	N/A	N/A	26	-	-	29	27	N/A	28	28	N/A	-	N/A	28
Girls	All girls	30	29	N/A	N/A	29	N/A	N/A	29	31	29	31	29	30	27	28	N/A	28	N/A	29
	All girls not eligible for FSM	30	29	N/A	N/A	29	N/A	N/A	30	31	29	31	29	30	27	28	N/A	28	N/A	30
	All girls eligible for FSM	-	-	N/A	N/A	-	N/A	N/A	-	-	N/A	-	-	N/A	28	-	N/A	-	N/A	28
Boys	All boys	30	28	N/A	N/A	27	N/A	N/A	29	29	27	27	29	30	29	27	N/A	30	N/A	28
	All boys not eligible for FSM	30	28	N/A	N/A	27	N/A	N/A	30	29	27	27	29	30	29	26	N/A	30	N/A	28
	All boys eligible for FSM	N/A	-	N/A	N/A	28	N/A	N/A	28	-	-	-	-	N/A	N/A	-	N/A	-	N/A	28
Ethnicity	White British pupils	30	29	N/A	N/A	28	N/A	N/A	29	29	28	29	29	30	27	27	N/A	29	N/A	29
	Indian pupils	-	N/A	N/A	N/A	-	N/A	N/A	N/A	-	N/A	N/A	N/A	N/A	29	N/A	N/A	N/A	N/A	29
	Pakistani pupils	30	N/A	N/A	N/A	-	N/A	N/A	N/A	31	N/A	29	-	N/A	-	N/A	N/A	N/A	N/A	30
	Bangladeshi pupils	N/A	N/A	N/A	N/A	N/A	N/A	N/A	N/A	32	N/A	-	N/A	N/A	N/A	N/A	N/A	N/A	N/A	32
	Black Caribbean pupils	N/A	N/A	N/A	N/A	N/A	N/A	N/A	N/A	-	N/A	N/A	N/A	N/A	N/A	N/A	N/A	N/A	N/A	-
	Black African pupils	N/A	N/A	N/A	N/A	N/A	N/A	N/A	N/A	N/A	N/A	-	N/A	-	N/A	N/A	N/A	N/A	N/A	-
Mobility	Pupils in school for less than 2 years	-	-	N/A	N/A	-	N/A	N/A	-	-	N/A	-	-	N/A	-	-	N/A	N/A	N/A	-
	Pupils in school for 2 or more years	30	29	N/A	N/A	28	N/A	N/A	29	30	28	29	29	30	29	28	N/A	29	N/A	29
SEN	Pupils with SEN supported at school action	-	-	N/A	N/A	N/A	N/A	N/A	-	-	26	26	-	-	-	-	N/A	25	N/A	26
	Pupils with SEN with statements or on School Action Plus	-	26	N/A	N/A	-	N/A	N/A	-	N/A	-	22	N/A	-	-	-	N/A	-	N/A	23
EAL	Pupils with EAL	30	N/A	N/A	N/A	-	N/A	N/A	N/A	31	N/A	28	N/A	-	29	-	N/A	N/A	N/A	29
	Pupils without EAL	30	29	N/A	N/A	28	N/A	N/A	29	30	28	29	29	30	28	27	N/A	29	N/A	29

KEY STAGE 2 SUBJECT INFORMATION

Combined English & Maths	Number	44	30	N/A	N/A	33	N/A	N/A	62	58	30	48	25	15	29	29	N/A	35	N/A	438
	% Level 4+	91	90	N/A	N/A	70	N/A	N/A	85	95	70	83	88	93	79	69	N/A	77	N/A	83
	% Level 5+	36	27	N/A	N/A	27	N/A	N/A	42	43	23	33	28	47	14	17	N/A	34	N/A	32
English	Number	44	30	N/A	N/A	33	N/A	N/A	62	58	30	48	25	15	29	29	N/A	35	N/A	438
	% Level 4+	93	90	N/A	N/A	85	N/A	N/A	95	100	90	90	92	93	79	69	N/A	83	N/A	89
	% Level 5+	68	43	N/A	N/A	30	N/A	N/A	50	55	33	52	28	67	28	17	N/A	63	N/A	46
Maths	Number	44	30	N/A	N/A	33	N/A	N/A	62	58	30	48	25	15	29	29	N/A	35	N/A	438
	% Level 4+	93	93	N/A	N/A	82	N/A	N/A	87	95	77	88	92	93	100	86	N/A	83	N/A	89
	% Level 5+	43	30	N/A	N/A	30	N/A	N/A	47	47	30	44	48	47	31	41	N/A	34	N/A	40

KEY
 Local Authority (LA)
 C = Community
 F = Foundation
 VA = Voluntary Aided
 VC = Voluntary Controlled
 * = New Opener
 'N/A' = There are 0 pupils, data is not available or has been suppressed

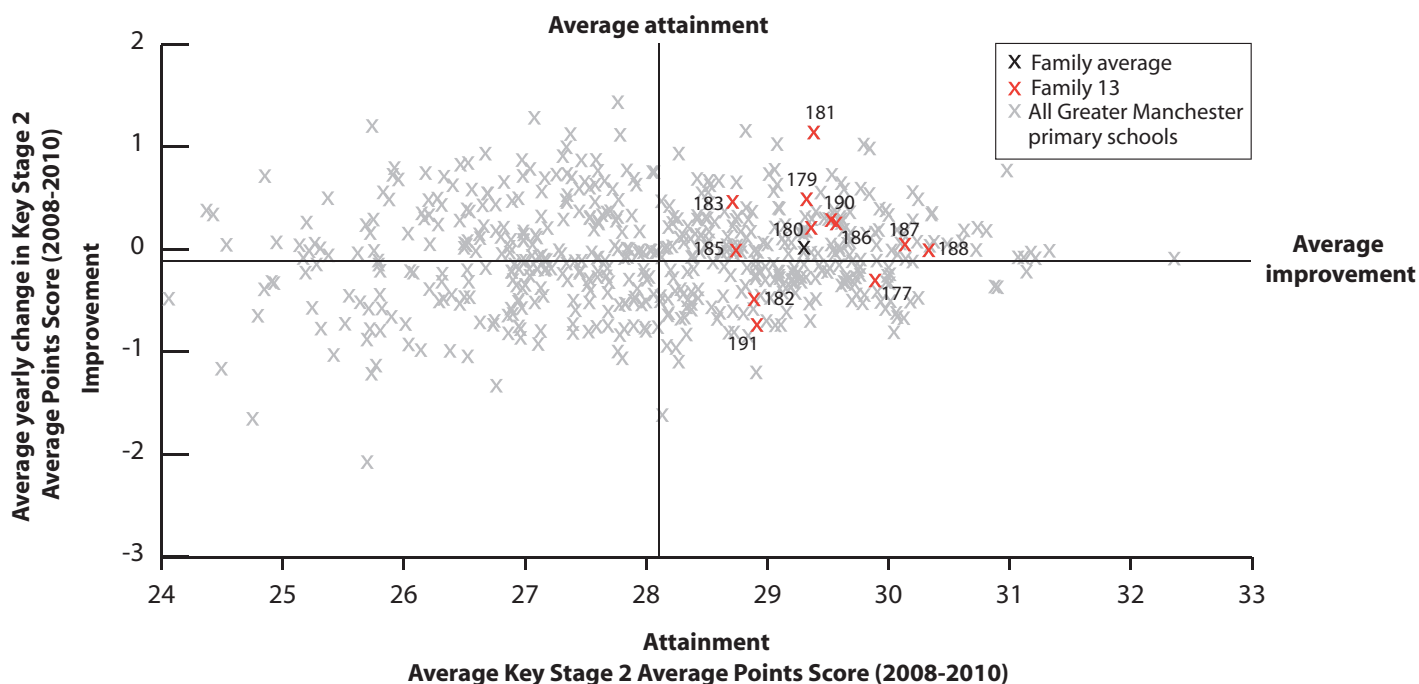
B = Boys
 G = Girls
 M = Mixed

All Saints' Catholic Primary School Trafford **177**
 Brookburn Community School Manchester **178**
 English Martyrs' RC Primary School Trafford **179**
 Heyes Lane Junior School Trafford **180**
 Kingsway Primary School Trafford **181**
 Moss Park Junior School Trafford **182**
 Navigation Primary School Trafford **183**
 Oswald Road Primary School Manchester **184**
 Shawclough Community Primary School Rochdale **185**
 Springfield Primary School Trafford **186**
 St Luke's CofE Primary School Wigan **187**
 St Philip's CofE Primary School, Atherton Wigan **188**
 St Teresa's RC Primary School Salford **189**
 Tyldesley Primary School Wigan **190**
 Urmston Junior School Trafford **191**
 Family 13 Averages & Totals

CHARACTERISTICS OF SCHOOLS AND THEIR PUPILS

School Designation	VA	C	VA	C	C	C	C	C	C	C	VA	VA	VA	C	C	-		
Gender	M	M	M	M	M	M	M	M	M	M	M	M	M	M	M	M	-	
Number of full-time pupils	203	418	209	333	145	230	302	449	397	417	214	244	229	223	275	4288		
Boys as a percentage of full-time pupils	48	52	45	47	49	44	55	50	50	50	53	52	48	57	52	50		
Girls as a percentage of full-time pupils	52	48	55	53	51	56	45	50	50	50	47	48	52	43	48	50		
Prior Attainment band 2010	4	1	3	3	3	3	3	N/A	3	4	4	4	N/A	3	4	-		
Free School Meal (FSM) band 2010	1	2	2	3	4	4	2	3	4	2	1	4	2	1	2	-		
% of pupils known to be eligible for FSM 2010	5	10	9	9	25	17	6	12	20	8	3	15	9	6	7	11		
Percentage of all pupils of compulsory school age	White	White British	92	66	86	92	88	62	90	49	42	77	98	89	95	99	85	77
		Irish	0	0	1	0	0	0	0	1	0	0	0	0	0	0	0	0
		Any other White background	1	7	7	1	0	0	3	1	1	2	0	0	1	0	1	2
	Mixed	White and Black Caribbean	2	3	0	0	2	3	0	2	1	1	1	0	1	0	2	1
		White and Black African	0	0	1	0	0	1	0	1	0	1	0	0	1	0	0	0
		White and Asian	0	2	1	2	0	0	0	2	5	1	1	0	1	0	1	1
	Asian	Any other Mixed background	0	3	1	1	2	5	1	4	2	3	0	0	2	0	2	2
		Indian	0	1	1	1	4	4	1	3	2	3	0	0	0	0	1	2
		Pakistani	0	10	0	1	1	16	0	25	34	1	0	0	0	0	0	8
		Bangladeshi	0	0	0	0	0	1	0	1	4	0	0	0	0	0	2	1
	Black	Any other Asian background	0	2	1	1	0	1	1	0	1	3	0	0	0	0	1	1
		Black Caribbean	0	2	1	0	2	2	0	3	0	1	0	0	0	0	1	1
		Black African	0	0	0	0	0	0	0	1	0	1	0	0	0	0	1	0
	Other	Any other Black background	0	0	0	0	0	2	0	0	0	0	0	0	0	0	0	0
		Chinese	2	1	1	2	0	0	2	0	0	1	0	0	0	0	1	1
Any other ethnic group		0	2	0	0	2	0	0	5	1	2	0	0	0	0	0	1	
Unclassified	1	1	1	0	0	1	0	0	8	2	0	11	0	0	1	2		
% of pupils with EAL	4	13	9	4	1	21	7	36	47	12	1	1	2	1	5	14		
% of pupils with SEN with statements or on SAP	4	4	6	12	5	10	6	10	4	3	4	7	8	7	10	7		
% of pupils with SEN supported at School Action	10	6	6	8	14	14	10	6	5	6	13	9	7	3	11	8		

PERFORMANCE MAP



KEY

On this page

- '/' = There are fewer than 5 pupils in this group
- 'N/A' = There are 0 pupils, data is not available or has been suppressed
- * = New Opener
- S = School's absence data may have been affected by severe weather conditions.

All Saints' Catholic Primary School
Trafford **177**

Brookburn Community School
Manchester **178**

English Martyrs' RC Primary School
Trafford **179**

Heyes Lane Junior School
Trafford **180**

Kingsway Primary School
Trafford **181**

Moss Park Junior School
Trafford **182**

Navigation Primary School
Trafford **183**

Oswald Road Primary School
Manchester **184**

Shawclough Community Primary School
Rochdale **185**

Springfield Primary School
Trafford **186**

St Luke's CofE Primary School
Wigan **187**

St Philip's CofE Primary School, Atherton
Wigan **188**

St Teresa's RC Primary School
Salford **189**

Tydesley Primary School
Wigan **190**

Urnston Junior School
Trafford **191**

Family 13 Averages & Totals

SCHOOL ATTAINMENT DATA

Key Stage 2 Average Points Score (all subjects)	2008	31	29	30	29	29	29	28	28	30	29	30	30	29	28	29	29
	2009	29	29	29	29	29	29	29	29	28	30	31	30	29	30	29	29
	2010	29	N/A	29	29	30	28	30	N/A	29	30	29	30	N/A	31	28	29
Key Stage 1-2 Contextual Value Added	101	N/A	101	101	102	101	101	N/A	100	101	100	101	N/A	102	99	101	
% of 11 year olds in school for 4 years or more	93	83	93	87	82	84	84	85	88	83	97	97	94	93	86	88	
% of 11 year olds in school for 2 years or more	100	98	97	96	91	90	93	96	98	95	97	100	100	100	95	96	
Percentage total absence	4	4	6	5	6	4	5 (S)	5 (S)	6 (S)	4	3	4 (S)	5	3	4	4	
Percentage persistent absence	1	1	4	1	2	1	0	1	2	0	0	1	2	0	0	1	

BREAKDOWN OF ATTAINMENT DATA

Key Stage 2 Average Points Score (all subjects)	FSM	All pupils not eligible for FSM	29	N/A	29	30	30	28	30	N/A	29	30	29	30	N/A	31	28	29
		All pupils eligible for FSM	-	N/A	-	27	29	30	-	N/A	28	-	N/A	-	N/A	-	-	28
		All girls	30	N/A	30	29	29	28	29	N/A	29	31	29	30	N/A	31	29	29
	Girls	All girls not eligible for FSM	30	N/A	31	30	30	28	29	N/A	29	31	29	30	N/A	32	29	30
		All girls eligible for FSM	N/A	N/A	-	26	-	30	N/A	N/A	-	N/A	N/A	-	N/A	-	-	27
		All boys	28	N/A	28	30	31	28	30	N/A	28	29	28	31	N/A	30	27	29
	Boys	All boys not eligible for FSM	27	N/A	28	30	31	28	30	N/A	28	30	28	31	N/A	30	26	29
		All boys eligible for FSM	-	N/A	N/A	-	-	-	-	N/A	28	-	N/A	-	N/A	-	-	28
		White British pupils	29	N/A	29	29	30	28	30	N/A	29	30	29	30	N/A	31	28	29
	Ethnicity	Indian pupils	N/A	N/A	-	N/A	N/A	-	N/A	N/A	N/A	N/A	N/A	N/A	N/A	N/A	-	-
		Pakistani pupils	N/A	N/A	N/A	N/A	N/A	28	N/A	N/A	28	N/A	N/A	N/A	N/A	N/A	-	28
		Bangladeshi pupils	N/A	N/A	N/A	N/A	N/A	-	N/A	N/A	-	N/A	N/A	N/A	N/A	N/A	N/A	-
		Black Caribbean pupils	N/A	N/A	-	N/A	-	-	N/A	N/A	N/A	-	N/A	N/A	N/A	N/A	N/A	-
		Black African pupils	N/A	N/A	N/A	N/A	N/A	N/A	-	N/A	N/A	N/A	N/A	N/A	N/A	N/A	N/A	-
	Mobility	Pupils in school for less than 2 years	N/A	N/A	-	-	-	30	-	N/A	-	-	-	N/A	N/A	N/A	-	30
		Pupils in school for 2 or more years	29	N/A	29	29	30	28	30	N/A	29	30	29	30	N/A	31	28	29
	SEN	Pupils with SEN supported at school action	-	N/A	-	28	28	25	-	N/A	-	26	-	-	N/A	-	22	25
		Pupils with SEN with statements or on School Action Plus	-	N/A	-	23	-	21	24	N/A	22	-	-	-	N/A	-	-	23
	EAL	Pupils with EAL	-	N/A	-	-	N/A	29	-	N/A	28	29	N/A	N/A	N/A	N/A	-	29
		Pupils without EAL	29	N/A	29	29	30	28	30	N/A	29	30	29	30	N/A	31	28	29

KEY STAGE 2 SUBJECT INFORMATION

Combined English & Maths	Number	29	N/A	29	92	22	61	43	N/A	59	58	35	34	N/A	30	73	565
	% Level 4+	83	N/A	83	89	82	79	86	N/A	90	91	86	97	N/A	90	75	86
	% Level 5+	38	N/A	38	32	41	28	47	N/A	25	45	26	35	N/A	67	21	34
English	Number	29	N/A	29	92	22	61	43	N/A	59	58	35	34	N/A	30	73	565
	% Level 4+	90	N/A	93	91	95	84	88	N/A	93	95	86	100	N/A	90	79	90
	% Level 5+	38	N/A	45	48	77	38	58	N/A	34	52	43	53	N/A	77	30	46
Maths	Number	29	N/A	29	92	22	61	43	N/A	59	58	35	34	N/A	30	73	565
	% Level 4+	90	N/A	86	95	86	85	93	N/A	92	93	94	97	N/A	90	85	91
	% Level 5+	48	N/A	52	48	41	38	53	N/A	37	64	34	53	N/A	70	37	47

KEY

Local Authority (LA)

C = Community

F = Foundation

VA = Voluntary Aided

VC = Voluntary Controlled

* = New Opener

'N/A' = There are 0 pupils, data is not available or has been suppressed

B = Boys

G = Girls

M = Mixed

Alexandra Park Primary School
Stockport **192***

Arden Primary School **Stockport 193**

Arles Primary School **Tameside 194**

Broadstone Hall Primary School
Stockport **195**

Outwood Primary School **Stockport 196**

St John's CofE Primary School, Dukinfield
Tameside **197**

Catholic Primary School **Tameside 198**

St Wilfrid's CofE Aided Primary School
Northenden **Manchester 199**

Waterloo Primary School **Tameside 200**

Whitegate End Primary and Nursery School
Oldham **201**

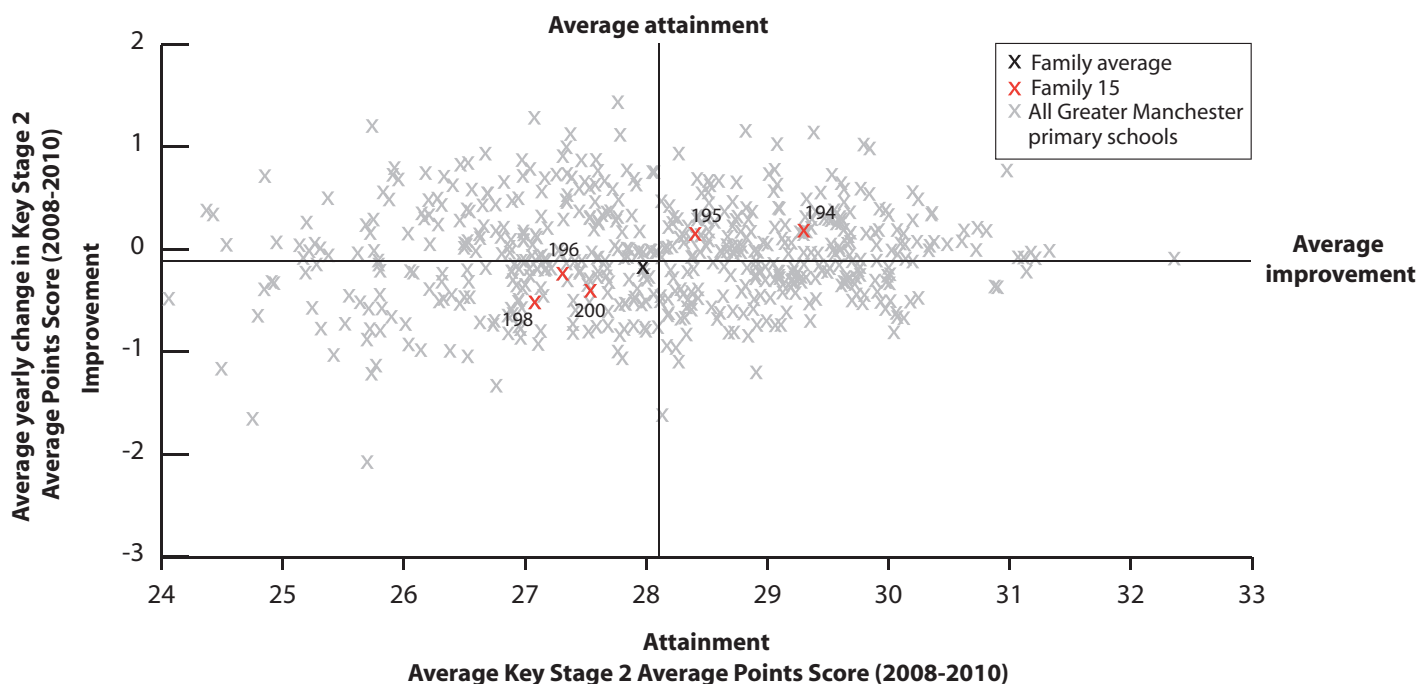
Yew Tree Community Primary School and
Acorn Nursery **Tameside 202**

Family 15 Averages & Totals

CHARACTERISTICS OF SCHOOLS AND THEIR PUPILS

School Designation	C	C	C	C	C	VC	VA	VA	C	C	C	-		
Gender	M	M	M	M	M	M	M	M	M	M	M	-		
Number of full-time pupils	358	333	171	375	128	205	204	302	341	220	395	3032		
Boys as a percentage of full-time pupils	50	53	56	48	55	50	46	57	50	55	53	52		
Girls as a percentage of full-time pupils	50	47	44	52	45	50	54	43	50	45	47	48		
Prior Attainment band 2010	3	1	3	4	3	1	4	1	3	1	N/A	-		
Free School Meal (FSM) band 2010	4	4	4	4	5	4	4	4	5	3	4	-		
% of pupils known to be eligible for FSM 2010	18	18	16	17	26	16	14	20	30	14	23	20		
Percentage of all pupils of compulsory school age	White	White British	90	95	96	73	72	92	86	69	79	87	96	85
		Irish	0	0	0	0	0	0	1	0	0	0	0	0
		Any other White background	3	0	1	1	7	1	1	2	2	0	0	1
	Mixed	White and Black Caribbean	1	1	0	3	0	0	2	2	1	1	0	1
		White and Black African	2	0	0	0	0	0	0	1	0	0	1	1
		White and Asian	0	1	0	1	0	0	0	0	2	1	0	1
	Any other Mixed background	Any other Mixed background	2	1	1	4	2	0	1	1	1	0	0	1
		Indian	0	0	1	1	1	0	0	1	1	0	2	1
		Pakistani	1	1	0	7	14	4	0	2	12	2	1	4
	Asian	Bangladeshi	0	0	0	0	1	0	0	1	1	0	0	0
		Any other Asian background	0	0	0	1	2	0	0	1	0	3	0	1
		Black Caribbean	0	0	0	0	0	0	0	0	0	0	0	0
	Black	Black African	0	1	0	0	0	0	0	1	0	0	0	0
		Any other Black background	0	1	0	0	0	0	1	1	0	0	0	0
		Chinese	0	0	0	1	0	1	0	1	0	1	0	0
Other	Any other ethnic group	0	0	1	1	1	0	0	2	0	0	0	0	
	Unclassified	1	0	0	6	0	0	7	16	0	1	0	3	
% of pupils with EAL	4	2	2	11	21	5	1	8	17	6	2	7		
% of pupils with SEN with statements or on SAP	7	9	4	3	7	6	8	10	5	11	13	8		
% of pupils with SEN supported at School Action	9	28	7	11	9	9	10	5	11	12	6	11		

PERFORMANCE MAP



KEY

On this page

- '/' = There are fewer than 5 pupils in this group
- 'N/A' = There are 0 pupils, data is not available or has been suppressed
- * = New Opener
- S = School's absence data may have been affected by severe weather conditions.

Alexandra Park Primary School Stockport 192*	Arden Primary School Stockport 193	Arlies Primary School Tameside 194	Broadstone Hall Primary School Stockport 195	Outwood Primary School Stockport 196	St John's CofE Primary School, Dukinfield Tameside 197	Catholic Primary School Tameside 198	St Wilfrid's CofE Aided Primary School Northenden Manchester 199	Waterloo Primary School Tameside 200	Whitegate End Primary and Nursery School Oldham 201	Yew Tree Community Primary School and Acorn Nursery Tameside 202	Family 15 Averages & Totals
--	---	---	--	---	--	---	--	---	---	--	-----------------------------

SCHOOL ATTAINMENT DATA													
Key Stage 2 Average Points Score (all subjects)	2008	N/A	28	28	28	28	29	28	28	27	30	27	28
	2009	N/A	28	30	28	27	29	27	28	29	29	28	28
	2010	26	N/A	29	29	27	N/A	27	N/A	27	N/A	N/A	27
Key Stage 1-2 Contextual Value Added	98	N/A	101	100	99	N/A	99	N/A	99	N/A	N/A	99	
% of 11 year olds in school for 4 years or more	N/A	86	92	88	57	72	93	78	96	70	97	76	
% of 11 year olds in school for 2 years or more	N/A	94	92	98	86	97	100	93	100	90	98	84	
Percentage total absence	4	6	6	6	6	4	5	6	6	6	5	5	
Percentage persistent absence	1	1	3	2	2	1	1	2	1	1	1	1	

BREAKDOWN OF ATTAINMENT DATA

BREAKDOWN OF ATTAINMENT DATA														
Key Stage 2 Average Points Score (all subjects)	FSM	All pupils not eligible for FSM	27	N/A	29	29	27	N/A	27	N/A	27	N/A	N/A	27
		All pupils eligible for FSM	26	N/A	29	27	26	N/A	-	N/A	26	N/A	N/A	26
		Girls	All girls	27	N/A	30	29	27	N/A	28	N/A	26	N/A	N/A
	All girls not eligible for FSM		27	N/A	30	29	26	N/A	28	N/A	27	N/A	N/A	28
	All girls eligible for FSM		26	N/A	-	27	-	N/A	-	N/A	26	N/A	N/A	27
	Boys	All boys	26	N/A	29	28	27	N/A	26	N/A	27	N/A	N/A	27
		All boys not eligible for FSM	26	N/A	29	29	-	N/A	26	N/A	27	N/A	N/A	27
		All boys eligible for FSM	25	N/A	-	-	-	N/A	-	N/A	-	N/A	N/A	25
	Ethnicity	White British pupils	26	N/A	29	29	27	N/A	27	N/A	27	N/A	N/A	27
		Indian pupils	N/A	N/A	N/A	-	N/A	N/A	N/A	N/A	-	N/A	N/A	-
		Pakistani pupils	-	N/A	N/A	27	-	N/A	N/A	N/A	24	N/A	N/A	25
		Bangladeshi pupils	N/A	N/A	N/A	N/A	N/A	N/A	N/A	N/A	N/A	N/A	N/A	N/A
		Black Caribbean pupils	N/A	N/A	N/A	N/A	N/A	N/A	N/A	N/A	N/A	N/A	N/A	N/A
	Mobility	Black African pupils	N/A	N/A	N/A	N/A	N/A	N/A	N/A	N/A	-	N/A	N/A	-
		Pupils in school for less than 2 years	26	N/A	-	-	-	N/A	N/A	N/A	N/A	N/A	N/A	26
	SEN	Pupils in school for 2 or more years	N/A	N/A	30	29	26	N/A	27	N/A	27	N/A	N/A	27
		Pupils with SEN supported at school action	20	N/A	-	24	23	N/A	22	N/A	23	N/A	N/A	23
	EAL	Pupils with SEN with statements or on School Action Plus	21	N/A	-	-	-	N/A	-	N/A	25	N/A	N/A	21
		Pupils with EAL	-	N/A	-	27	-	N/A	-	N/A	25	N/A	N/A	26
		Pupils without EAL	27	N/A	29	29	26	N/A	27	N/A	27	N/A	N/A	27

KEY STAGE 2 SUBJECT INFORMATION

Combined English & Maths	Number	53	N/A	25	50	14	N/A	30	N/A	53	N/A	N/A	225
	% Level 4+	55	N/A	92	86	71	N/A	60	N/A	64	N/A	N/A	70
	% Level 5+	19	N/A	28	24	7	N/A	20	N/A	17	N/A	N/A	20
English	Number	53	N/A	25	50	14	N/A	30	N/A	53	N/A	N/A	225
	% Level 4+	70	N/A	96	86	86	N/A	80	N/A	75	N/A	N/A	80
	% Level 5+	23	N/A	44	32	14	N/A	33	N/A	21	N/A	N/A	28
Maths	Number	53	N/A	25	50	14	N/A	30	N/A	53	N/A	N/A	225
	% Level 4+	60	N/A	92	92	71	N/A	67	N/A	74	N/A	N/A	76
	% Level 5+	32	N/A	48	40	21	N/A	27	N/A	21	N/A	N/A	32

KEY
 Local Authority (LA)
 C = Community
 F = Foundation
 VA = Voluntary Aided
 VC = Voluntary Controlled
 * = New Opener
 'N/A' = There are 0 pupils, data is not available or has been suppressed

B = Boys
 G = Girls
 M = Mixed

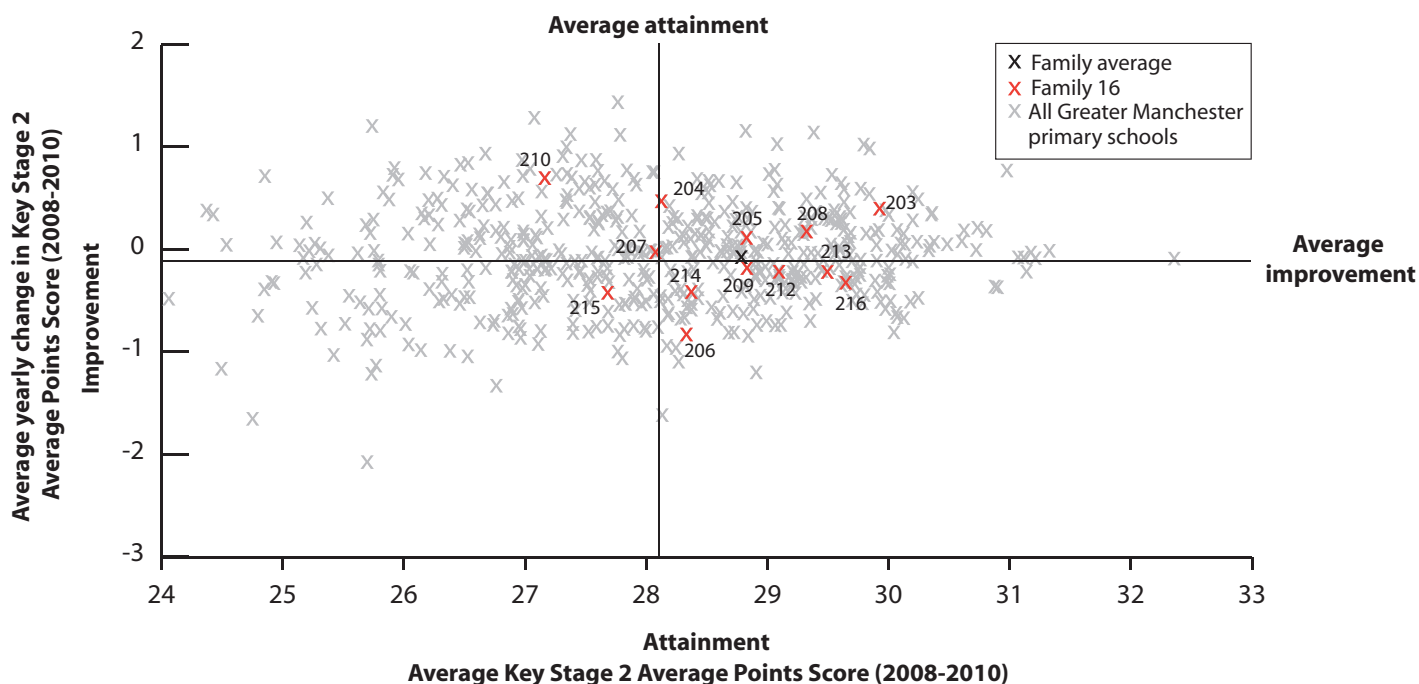
All Souls Church of England Primary School Rochdale **203**
 Eatock Primary School Bolton **204**
 Garrett Hall Primary School Wigan **205**
 Holy Family Catholic Primary School Wigan **206**
 Irlam Primary School Salford **207**
 Millbrook Primary School Wigan **208**
 Shevington Vale Primary School Wigan **209**
 St Benedict's Catholic Primary School Hindley Wigan **210**
 St Bernard's RC Primary School, Bolton Bolton **211**
 St James CofE Primary School, Daisy Hill Bolton **212**
 St Monica's RC Primary School Trafford **213**
 St Paul's CofE Primary School Salford **214**
 St Stephen's CofE Primary School Wigan **215**
 Standish St Wilfrid's CofE Primary School Wigan **216**
 Winstanley Community Primary School Wigan **217**

Family 16 Averages & Totals

CHARACTERISTICS OF SCHOOLS AND THEIR PUPILS

School Designation	VC	C	C	VA	C	C	C	VA	VA	VC	VA	VA	VA	VA	C	-		
Gender	M	M	M	M	M	M	M	M	M	M	M	M	M	M	M	M		
Number of full-time pupils	206	213	411	185	365	193	120	199	122	404	302	233	212	469	398	4032		
Boys as a percentage of full-time pupils	49	49	49	48	52	56	48	48	51	49	51	49	51	54	51	51		
Girls as a percentage of full-time pupils	51	51	51	52	48	44	52	52	49	51	49	51	49	46	49	49		
Prior Attainment band 2010	4	4	4	4	4	4	3	4	N/A	4	4	4	3	4	N/A	-		
Free School Meal (FSM) band 2010	2	3	2	2	2	1	2	4	2	3	1	4	4	2	2	-		
% of pupils known to be eligible for FSM 2010	8	12	6	6	10	3	7	15	7	12	5	15	17	8	6	9		
Percentage of all pupils of compulsory school age	White	White British	95	92	88	93	91	99	98	94	87	92	96	92	91	97	95	93
		Irish	0	0	0	1	0	0	0	0	2	0	0	0	0	0	0	0
		Any other White background	0	0	1	3	1	0	0	2	2	1	0	2	1	0	2	1
	Mixed	White and Black Caribbean	0	0	1	0	0	1	0	0	1	3	1	1	0	0	1	
		White and Black African	0	0	0	1	0	0	0	0	0	0	0	0	0	1	0	
		White and Asian	0	0	1	2	1	0	1	0	0	3	0	2	0	1	0	
	Asian	Any other Mixed background	0	4	0	0	1	0	0	0	0	0	1	4	0	1	1	
		Indian	0	1	0	0	1	0	0	0	4	0	0	0	0	0	0	
		Pakistani	2	0	0	0	1	0	0	0	2	0	0	0	0	0	0	
		Bangladeshi	0	0	0	0	1	0	0	0	0	0	0	0	0	0	0	
	Black	Any other Asian background	0	0	0	0	0	0	0	1	0	0	0	0	0	0	0	
		Black Caribbean	0	0	0	0	1	0	0	0	0	0	0	0	0	0	0	
		Black African	0	1	0	0	0	0	0	3	2	0	0	0	1	0	1	
	Other	Any other Black background	0	0	0	0	0	0	0	0	0	0	0	0	0	0	0	
		Chinese	0	0	1	0	1	0	0	1	0	0	0	1	0	0	0	
Any other ethnic group		0	0	0	1	0	0	2	0	0	0	0	0	0	1	0		
Unclassified	0	0	6	0	0	0	0	0	0	0	0	0	1	0	1			
% of pupils with EAL	3	3	3	4	4	0	1	4	3	1	0	0	1	1	1	2		
% of pupils with SEN with statements or on SAP	5	7	4	4	6	6	4	3	4	2	4	6	6	6	4	5		
% of pupils with SEN supported at School Action	8	8	9	8	5	2	8	14	5	6	7	6	8	8	10	8		

PERFORMANCE MAP



KEY

On this page

- '/' = There are fewer than 5 pupils in this group
- 'N/A' = There are 0 pupils, data is not available or has been suppressed
- * = New Opener
- S = School's absence data may have been affected by severe weather conditions.

All Souls Church of England Primary School Rochdale 203	Eatock Primary School Bolton 204	Garrett Hall Primary School Wigan 205	Holy Family Catholic Primary School Wigan 206	Irlam Primary School Salford 207	Millbrook Primary School Wigan 208	Shevington Vale Primary School Wigan 209	St Benedict's Catholic Primary School Hindley Wigan 210	St Bernard's RC Primary School, Bolton Bolton 211	St James CofE Primary School, Daisy Hill Bolton 212	St Monica's RC Primary School Trafford 213	St Paul's CofE Primary School Salford 214	St Stephen's CofE Primary School Wigan 215	Standish St Wilfrid's CofE Primary School Wigan 216	Winstanley Community Primary School Wigan 217	Family 16 Averages & Totals
---	---	--	---	---	---	---	---	---	---	---	--	---	---	---	-----------------------------

SCHOOL ATTAINMENT DATA																	
Key Stage 2 Average Points Score (all subjects)	2008	30	27	28	29	28	28	29	25	28	29	29	29	29	30	30	29
	2009	30	28	29	28	28	30	29	29	28	30	30	27	27	29	29	29
	2010	30	29	29	27	29	30	28	29	N/A	28	30	29	27	29	N/A	29
Key Stage 1-2 Contextual Value Added		101	100	100	99	100	101	100	99	N/A	100	100	100	100	101	N/A	100
% of 11 year olds in school for 4 years or more		90	94	92	79	82	77	91	91	75	79	93	97	77	86	90	87
% of 11 year olds in school for 2 years or more		100	100	95	93	94	100	91	91	88	90	98	100	91	95	100	95
Percentage total absence		4	5	4	4	6	3	4	5	4	5	4	4	4	4	4	4
Percentage persistent absence		0	1	1	0	1	0	0	2	1	1	0	1	1	1	1	1

BREAKDOWN OF ATTAINMENT DATA

Key Stage 2 Average Points Score (all subjects)		Breakdown of Attainment Data																
		FSM	2008	2009	2010	2008	2009	2010	2008	2009	2010	2008	2009	2010	2008	2009	2010	2008
FSM	All pupils not eligible for FSM	30	29	29	27	29	30	29	29	N/A	29	30	29	28	29	N/A	29	
	All pupils eligible for FSM	-	-	-	-	-	-	-	-	N/A	24	-	-	24	30	N/A	26	
Girls	All girls	31	29	30	27	28	31	30	30	N/A	29	30	30	28	29	N/A	29	
	All girls not eligible for FSM	31	29	30	27	28	31	30	30	N/A	29	30	30	29	29	N/A	29	
	All girls eligible for FSM	-	-	-	N/A	N/A	N/A	-	-	N/A	-	-	N/A	24	-	N/A	24	
Boys	All boys	30	29	29	27	29	30	26	28	N/A	28	29	28	27	29	N/A	29	
	All boys not eligible for FSM	30	29	29	27	29	30	28	29	N/A	29	29	28	27	29	N/A	29	
	All boys eligible for FSM	-	N/A	-	-	-	-	-	-	N/A	-	-	-	-	-	N/A	-	
Ethnicity	White British pupils	30	29	29	28	29	30	28	29	N/A	28	30	29	27	29	N/A	29	
	Indian pupils	N/A	N/A	N/A	N/A	N/A	N/A	N/A	N/A	N/A	N/A	N/A	N/A	N/A	N/A	N/A	N/A	
	Pakistani pupils	-	N/A	N/A	N/A	-	N/A	N/A	N/A	N/A	N/A	N/A	N/A	N/A	N/A	N/A	-	
	Bangladeshi pupils	N/A	N/A	N/A	N/A	-	N/A	N/A	N/A	N/A	N/A	N/A	N/A	N/A	N/A	N/A	N/A	
	Black Caribbean pupils	N/A	N/A	N/A	N/A	-	N/A	N/A	N/A	N/A	N/A	N/A	N/A	N/A	N/A	N/A	N/A	
Mobility	Black African pupils	N/A	-	N/A	N/A	N/A	N/A	N/A	-	N/A	N/A	N/A	N/A	-	N/A	N/A	-	
	Pupils in school for less than 2 years	N/A	N/A	-	-	-	N/A	-	-	N/A	26	-	N/A	-	-	N/A	26	
	Pupils in school for 2 or more years	30	29	29	27	29	30	29	29	N/A	29	30	29	27	29	N/A	29	
SEN	Pupils with SEN supported at school action	28	N/A	25	-	-	-	-	-	N/A	22	-	-	25	27	N/A	25	
	Pupils with SEN with statements or on School Action Plus	-	-	-	-	-	-	-	N/A	N/A	-	-	-	-	23	N/A	23	
EAL	Pupils with EAL	-	-	-	N/A	-	N/A	N/A	-	N/A	N/A	N/A	N/A	-	N/A	N/A	-	
	Pupils without EAL	30	29	29	27	29	30	28	29	N/A	28	30	29	27	29	N/A	29	

KEY STAGE 2 SUBJECT INFORMATION

Subject	Metric	Subject Information															
		2008	2009	2010	2008	2009	2010	2008	2009	2010	2008	2009	2010	2008	2009	2010	2008
Combined English & Maths	Number	30	31	66	29	34	26	23	23	N/A	61	43	30	35	66	N/A	497
	% Level 4+	97	90	91	69	82	92	78	91	N/A	79	93	90	77	83	N/A	86
	% Level 5+	40	26	32	10	29	42	26	35	N/A	31	44	23	9	32	N/A	30
English	Number	30	31	66	29	34	26	23	23	N/A	61	43	30	35	66	N/A	497
	% Level 4+	100	97	94	72	85	96	83	91	N/A	82	95	90	80	88	N/A	89
	% Level 5+	73	32	39	10	44	46	43	48	N/A	46	53	33	26	42	N/A	42
Maths	Number	30	31	66	29	34	26	23	23	N/A	61	43	30	35	66	N/A	497
	% Level 4+	97	90	94	83	88	96	91	91	N/A	85	93	97	91	91	N/A	91
	% Level 5+	43	45	48	38	44	65	35	39	N/A	43	53	47	11	42	N/A	43

KEY
 Local Authority (LA)
 C = Community
 F = Foundation
 VA = Voluntary Aided
 VC = Voluntary Controlled
 * = New Opener
 'N/A' = There are 0 pupils, data is not available or has been suppressed

B = Boys
 G = Girls
 M = Mixed

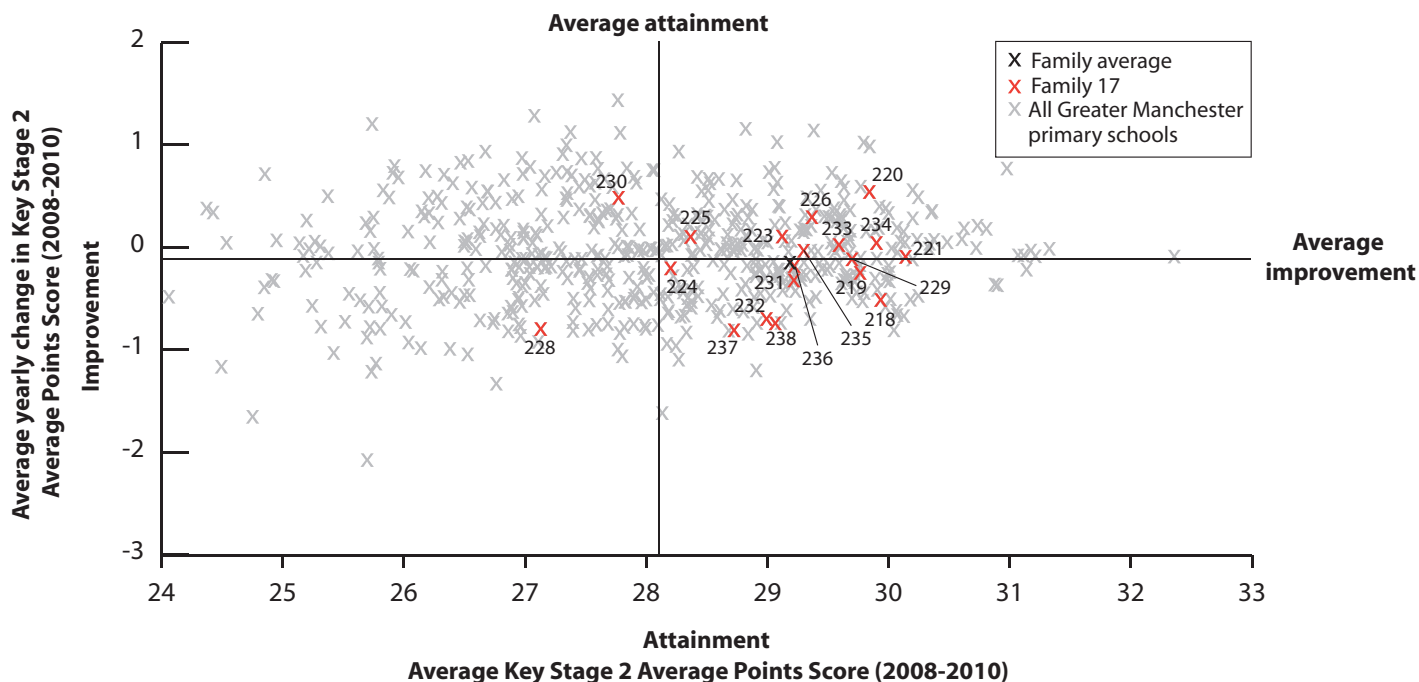
Broadbalk Primary School Salford **218**
 Denton West End Primary School Tameside **219**
 Didsbury Road Primary School Stockport **220**
 Elmridge Primary School Trafford **221**
 Holden Clough Community Primary School Tameside **222**
 James Brindley Community Primary School Salford **223**
 Light Oaks Junior School Salford **224**
 Lostock Primary School Bolton **225**
 Prospect Vale Primary School Stockport **226**
 St Edward's RC School Oldham **227**
 St John's CofE Primary School Mosley Common Wigan **228**
 St John's RC Primary School Manchester **229**
 St Mary's RC Primary School Tameside **230**
 St Michael's Church of England Primary School, Alkrington Rochdale **231**
 St Peter's Roman Catholic Primary School, Rochdale Rochdale **232**
 St Peter's Smithills Dean CofE Primary School Bolton **233**
 St Saviour CofE Primary School, Ringley Bolton **234**
 St Thomas of Canterbury RC School Bolton **235**
 Summerseat Methodist Primary School Bury **236**
 Walmsley CofE Primary School Bolton **237**
 Willows Primary School Trafford **238**

Family 17 Averages & Totals

CHARACTERISTICS OF SCHOOLS AND THEIR PUPILS

School Designation	C	C	C	C	C	C	C	C	C	C	VA	VA	VA	VA	VA	VA	VA	VA	VC	VA	C	-		
Gender	M	M	M	M	M	M	M	M	M	M	M	M	M	M	M	M	M	M	M	M	M	M	-	
Number of full-time pupils	412	419	408	239	227	238	336	201	203	235	125	507	221	222	191	214	154	334	101	317	237	5541		
Boys as a percentage of full-time pupils	54	51	51	50	48	41	49	53	50	54	53	55	44	49	52	55	58	51	43	51	54	51		
Girls as a percentage of full-time pupils	46	49	49	50	52	59	51	47	50	46	47	45	56	51	48	45	42	49	57	49	46	49		
Prior Attainment band 2010	4	4	3	4	1	4	3	3	4	N/A	3	4	3	4	4	4	4	3	4	4	3	-		
Free School Meal (FSM) band 2010	1	1	1	1	2	2	3	1	2	1	4	2	2	1	2	1	2	2	1	1	1	-		
% of pupils known to be eligible for FSM 2010	2	5	5	1	6	6	13	5	8	4	18	6	8	3	7	4	8	7	4	3	0	6		
Percentage of all pupils of compulsory school age	White	White British	94	90	72	61	62	90	88	79	54	97	91	82	95	92	92	92	95	86	96	95	93	85
		Irish	0	0	0	0	0	1	0	0	1	0	0	0	0	0	0	0	1	0	0	0	0	0
		Any other White background	0	0	2	4	0	1	3	0	1	0	1	6	1	0	4	1	1	3	0	0	2	2
	Mixed	White and Black Caribbean	0	0	3	4	0	0	2	0	1	1	2	2	1	1	1	0	3	1	2	0	0	1
		White and Black African	0	1	0	0	0	0	1	0	0	0	1	0	0	1	0	1	0	0	1	0	0	0
		White and Asian	0	0	2	4	2	2	1	3	0	0	0	1	0	0	1	1	0	1	0	1	0	1
	Asian	Any other Mixed background	2	2	2	0	0	1	1	1	1	0	2	4	2	1	1	1	0	2	1	0	2	2
		Indian	0	1	4	1	16	1	2	8	2	0	1	0	0	0	1	2	0	3	0	2	1	2
		Pakistani	0	2	7	17	19	0	1	6	32	0	0	0	0	2	0	0	0	0	0	0	0	4
	Black	Bangladeshi	0	0	0	0	0	0	0	0	1	0	0	0	0	0	0	0	0	0	0	0	0	0
		Any other Asian background	0	1	1	3	0	0	0	0	1	0	0	0	0	0	0	0	0	0	0	0	0	0
		Black Caribbean	0	0	1	1	0	0	0	0	0	0	0	2	0	0	0	0	1	0	0	0	0	0
	Other	Black African	0	0	1	0	0	0	0	1	1	1	2	0	0	1	1	0	0	1	0	0	0	0
		Any other Black background	0	1	0	0	0	0	0	0	0	0	1	0	0	1	0	0	0	0	0	0	0	0
		Chinese	0	0	1	0	0	0	0	0	0	0	0	0	0	1	0	0	0	0	0	0	0	0
Other	Any other ethnic group	0	0	1	3	0	2	0	2	0	0	0	0	0	0	0	1	0	0	0	0	0		
	Unclassified	2	1	1	1	0	0	0	3	0	0	1	0	0	0	0	0	1	1	0	0	1		
% of pupils with EAL	1	2	14	13	30	3	5	11	29	1	4	4	3	1	5	0	0	4	1	1	4	6		
% of pupils with SEN with statements or on SAP	3	3	4	3	3	10	4	1	4	6	9	6	2	6	6	4	3	4	5	3	5	4		
% of pupils with SEN supported at School Action	13	3	11	3	5	4	14	14	9	8	6	7	8	2	16	14	10	5	8	7	3	8		

PERFORMANCE MAP



KEY

On this page

- '/' = There are fewer than 5 pupils in this group
- 'N/A' = There are 0 pupils, data is not available or has been suppressed
- * = New Opener
- S = School's absence data may have been affected by severe weather conditions.

Broad Oak Primary School Salford **218**
 Denton West End Primary School Tameside **219**
 Didsbury Road Primary School Stockport **220**
 Elmridge Primary School Trafford **221**
 Holden Clough Community Primary School Tameside **222**
 James Brindley Community Primary School Salford **223**
 Light Oaks Junior School Salford **224**
 Lostock Primary School Bolton **225**
 Prospect Vale Primary School Stockport **226**
 St Edward's RC School Oldham **227**
 St John's CofE Primary School Mosley Common Wigan **228**
 St John's RC Primary School Manchester **229**
 St Mary's RC Primary School Tameside **230**
 St Michael's Church of England Primary School, Alkington Rochdale **231**
 St Peter's Roman Catholic Primary School, Rochdale Rochdale **232**
 St Peter's Smithills Dean CofE Primary School Bolton **233**
 St Saviour CofE Primary School, Ringley Bolton **234**
 St Thomas of Canterbury RC School Bolton **235**
 Summerset Methodist Primary School Bury **236**
 Walmesley CofE Primary School Bolton **237**
 Willows Primary School Trafford **238**
 Family 17 Averages & Totals

SCHOOL ATTAINMENT DATA																						
Key Stage 2 Average Points Score (all subjects)	2008	31	30	30	31	28	29	28	29	29	29	27	30	28	29	30	30	29	29	29	29	
	2009	30	30	30	30	29	29	28	27	30	30	27	30	27	30	29	29	30	29	29	28	29
	2010	30	29	30	29	N/A	29	28	29	29	N/A	27	29	29	28	27	30	30	30	30	28	27
Key Stage 1-2 Contextual Value Added		101	100	102	101	N/A	101	101	101	101	N/A	99	101	101	100	100	101	100	102	101	100	101
% of 11 year olds in school for 4 years or more		85	92	91	81	96	89	87	79	94	93	100	86	86	94	79	90	94	88	93	100	97
% of 11 year olds in school for 2 years or more		97	98	96	97	100	96	98	96	100	100	100	97	95	100	100	100	94	100	100	100	98
Percentage total absence		4	4	5	5	6	3	5	5	6	5	5	5	4	3	6	4	4	3	4 (S)	4	3
Percentage persistent absence		1	1	1	1	1	0	1	1	1	0	3	2	0	0	2	1	0	1	0	0	1

BREAKDOWN OF ATTAINMENT DATA																							
Key Stage 2 Average Points Score (all subjects)	FSM	All pupils not eligible for FSM	30	29	30	29	N/A	29	28	29	29	N/A	28	29	30	28	27	30	29	29	30	28	
		All pupils eligible for FSM	-	-	-	N/A	N/A	-	27	-	-	N/A	-	26	-	-	-	N/A	-	32	N/A	-	N/A
	Girls	All girls	30	30	30	30	N/A	30	29	29	29	N/A	30	29	30	29	30	29	30	30	30	28	28
		All girls not eligible for FSM	30	30	30	30	N/A	30	29	29	29	N/A	-	29	30	29	29	29	30	30	30	28	28
		All girls eligible for FSM	N/A	-	-	N/A	N/A	N/A	28	-	-	N/A	-	-	N/A	-	-	N/A	N/A	-	N/A	-	N/A
	Boys	All boys	29	28	29	29	N/A	28	27	29	30	N/A	-	28	29	28	25	30	29	30	-	29	27
		All boys not eligible for FSM	29	28	29	29	N/A	28	27	29	30	N/A	-	29	29	28	25	30	29	29	-	29	27
		All boys eligible for FSM	-	-	-	N/A	N/A	-	-	N/A	-	N/A	-	26	-	N/A	-	N/A	-	-	N/A	N/A	N/A
	Ethnicity	White British pupils	30	29	30	30	N/A	29	28	29	30	N/A	27	29	29	28	27	29	29	30	30	28	27
		Indian pupils	N/A	N/A	-	N/A	N/A	N/A	-	-	N/A	N/A	N/A	N/A	N/A	N/A	-	N/A	-	N/A	N/A	-	-
		Pakistani pupils	N/A	-	30	26	N/A	N/A	-	-	29	N/A	N/A	N/A	N/A	-	N/A	N/A	N/A	N/A	N/A	N/A	N/A
		Bangladeshi pupils	N/A	N/A	N/A	N/A	N/A	N/A	N/A	N/A	N/A	N/A	N/A	N/A	N/A	N/A	N/A	N/A	N/A	N/A	N/A	N/A	N/A
		Black Caribbean pupils	N/A	N/A	-	N/A	N/A	N/A	N/A	N/A	N/A	N/A	N/A	-	N/A	N/A	N/A	N/A	N/A	N/A	N/A	N/A	N/A
		Black African pupils	-	N/A	N/A	N/A	N/A	N/A	-	N/A	N/A	N/A	N/A	N/A	N/A	-	N/A	N/A	N/A	N/A	N/A	N/A	N/A
	Mobility	Pupils in school for less than 2 years	-	-	-	-	N/A	-	-	-	N/A	N/A	N/A	-	-	N/A	N/A	N/A	-	N/A	N/A	N/A	-
		Pupils in school for 2 or more years	30	29	30	30	N/A	29	28	29	29	N/A	27	29	29	28	27	30	29	30	30	28	27
	SEN	Pupils with SEN supported at school action	27	-	28	-	N/A	N/A	24	24	-	N/A	N/A	27	N/A	N/A	24	27	-	-	-	24	-
		Pupils with SEN with statements or on School Action Plus	-	-	-	-	N/A	25	-	N/A	-	N/A	-	24	-	-	-	N/A	N/A	-	-	-	-
	EAL	Pupils with EAL	N/A	-	31	-	N/A	-	30	-	29	N/A	N/A	-	N/A	-	-	N/A	N/A	-	N/A	N/A	-
		Pupils without EAL	30	29	30	29	N/A	29	28	29	30	N/A	27	29	29	28	27	30	30	30	30	28	27

KEY STAGE 2 SUBJECT INFORMATION																						
Combined English & Maths	Number	59	60	57	32	N/A	28	85	28	34	N/A	11	74	37	33	29	31	18	40	15	49	31
	% Level 4+	90	87	96	88	N/A	86	80	75	85	N/A	82	81	95	79	69	94	89	88	73	82	65
	% Level 5+	41	27	40	38	N/A	39	21	46	38	N/A	27	30	30	21	14	32	39	33	40	18	19
English	Number	59	60	57	32	N/A	28	85	28	34	N/A	11	74	37	33	29	31	18	40	15	49	31
	% Level 4+	90	97	98	88	N/A	89	85	89	94	N/A	82	85	95	85	83	97	94	93	87	84	84
	% Level 5+	46	37	49	47	N/A	39	32	54	56	N/A	36	32	35	27	38	52	39	60	73	31	29
Maths	Number	59	60	57	32	N/A	28	85	28	34	N/A	11	74	37	33	29	31	18	40	15	49	31
	% Level 4+	98	88	98	94	N/A	93	88	75	88	N/A	82	89	100	94	69	97	94	93	73	90	71
	% Level 5+	53	53	49	59	N/A	54	36	50	50	N/A	36	49	49	36	21	42	56	40	40	45	32

KEY

Local Authority (LA)

C = Community

F = Foundation

VA = Voluntary Aided

VC = Voluntary Controlled

* = New Opener

'N/A' = There are 0 pupils, data is not available or has been suppressed

B = Boys

G = Girls

M = Mixed

Bolshaw Primary School Stockport 239

Brookside Primary School Stockport 240

Cheadle Primary School Stockport 241

Gatley Primary School Stockport 242

Moonlands Junior School Trafford 243

Norris Bank Primary School Stockport 244

Our Lady of Lourdes Catholic Primary School Trafford 245

Our Lady's Catholic Primary School Stockport 246

St Anne's CofE Primary School Trafford 247

St Ann's RC Primary School Trafford 248

St George's CofE Primary School Tameside 249

Thorn Grove Primary School Stockport 250

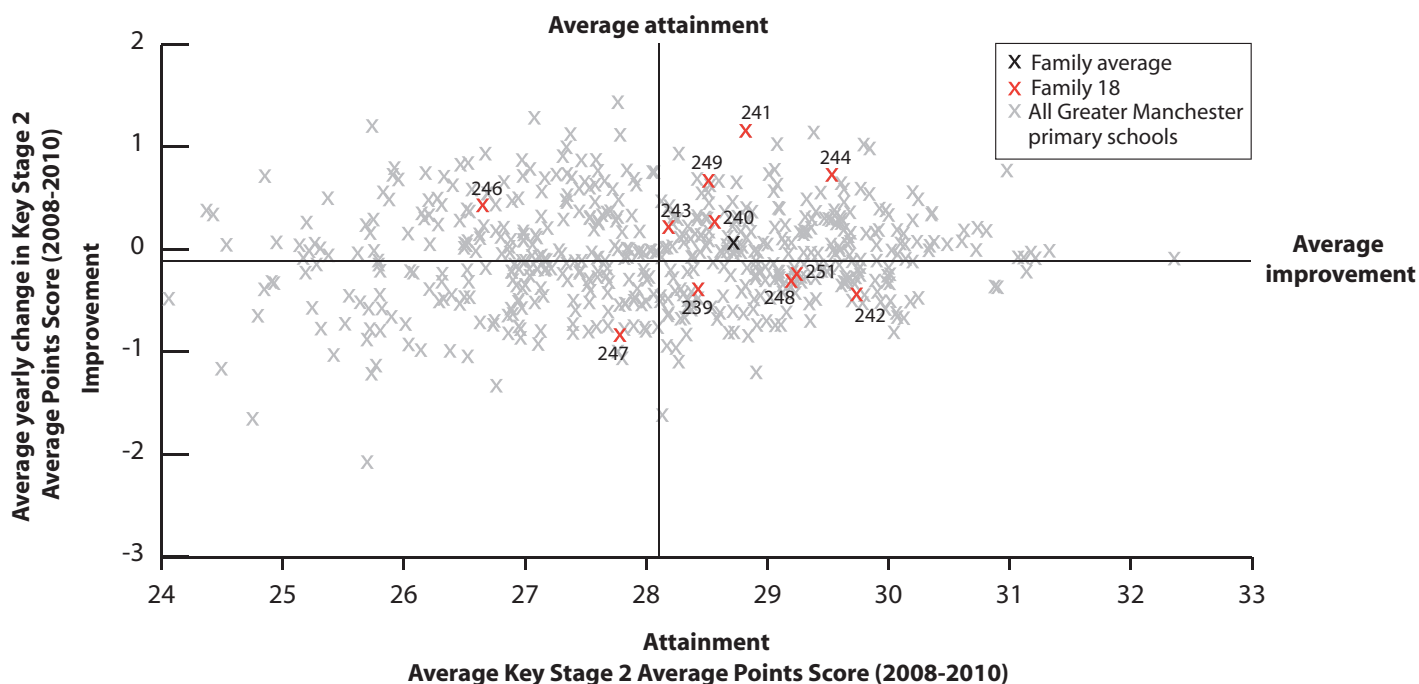
Tithe Barn Primary School Stockport 251

Family 18 Averages & Totals

CHARACTERISTICS OF SCHOOLS AND THEIR PUPILS

School Designation	C	C	C	C	C	C	VA	VA	VA	VA	VA	C	C	-		
Gender	M	M	M	M	M	M	M	M	M	M	M	M	M	M	-	
Number of full-time pupils	210	140	263	398	194	283	174	183	237	380	203	171	215	3051		
Boys as a percentage of full-time pupils	47	52	48	51	54	49	52	51	51	50	54	50	50	51		
Girls as a percentage of full-time pupils	53	48	52	49	46	51	48	49	49	50	46	50	50	49		
Prior Attainment band 2010	4	4	4	3	4	4	N/A	3	3	3	4	N/A	4	-		
Free School Meal (FSM) band 2010	1	2	3	2	3	1	5	5	1	3	3	4	1	-		
% of pupils known to be eligible for FSM 2010	2	9	13	6	9	4	35	26	4	11	12	16	2	10		
Percentage of all pupils of compulsory school age	White	White British	81	91	71	75	82	87	90	86	92	69	59	89	76	79
		Irish	0	1	0	0	0	1	0	0	0	2	0	1	0	0
		Any other White background	1	1	2	0	1	2	2	1	2	8	0	1	3	2
	Mixed	White and Black Caribbean	2	0	2	1	2	2	0	1	1	4	1	1	2	2
		White and Black African	1	0	1	1	0	0	0	1	0	0	0	0	0	0
		White and Asian	1	4	1	1	1	2	0	2	0	0	0	0	2	1
	Asian	Any other Mixed background	1	0	0	3	2	1	3	1	1	5	0	1	1	2
		Indian	0	0	0	2	4	1	0	2	0	3	1	0	2	1
		Pakistani	10	0	12	10	2	2	0	0	0	0	0	2	5	4
		Bangladeshi	0	0	0	1	2	0	0	0	0	0	34	0	0	3
	Black	Any other Asian background	0	0	3	2	1	0	0	1	0	1	0	3	4	1
		Black Caribbean	0	0	0	0	0	0	1	0	0	1	0	1	0	0
		Black African	0	1	1	0	1	0	4	3	1	2	0	0	1	1
	Other	Any other Black background	0	0	0	0	0	0	0	1	0	1	0	0	0	0
		Chinese	0	0	0	1	2	1	1	1	0	1	1	0	3	1
Any other ethnic group		0	0	2	4	1	0	0	1	1	1	2	2	1	1	
Unclassified	0	1	4	0	2	0	0	0	0	2	0	0	0	1		
% of pupils with EAL	9	1	22	16	10	5	6	8	1	13	38	12	10	12		
% of pupils with SEN with statements or on SAP	4	19	3	5	12	6	6	7	9	4	6	15	7	7		
% of pupils with SEN supported at School Action	16	17	8	4	11	7	12	13	7	4	16	6	7	9		

PERFORMANCE MAP



KEY

On this page

- '/' = There are fewer than 5 pupils in this group
- 'N/A' = There are 0 pupils, data is not available or has been suppressed
- * = New Opener
- S = School's absence data may have been affected by severe weather conditions.

Bolshaw Primary School Stockport 239	Brookside Primary School Stockport 240	Cheadle Primary School Stockport 241	Gayley Primary School Stockport 242	Moorlands Junior School Trafford 243	Norris Bank Primary School Stockport 244	Our Lady of Lourdes Catholic Primary School Trafford 245	Our Lady's Catholic Primary School Stockport 246	St Anne's CoFE Primary School Trafford 247	St Ann's RC Primary School Trafford 248	St George's CoFE Primary School Tameside 249	Thorn Grove Primary School Stockport 250	Tithe Barm Primary School Stockport 251	Family 18 Averages & Totals
--	--	--	---	--	--	--	--	--	---	--	--	---	-----------------------------

SCHOOL ATTAINMENT DATA

Key Stage 2 Average Points Score (all subjects)	2008	30	27	29	30	28	29	27	26	29	29	28	27	29	29
	2009	27	30	28	30	28	30	26	25	27	29	28	29	29	28
	2010	28	28	30	29	28	30	N/A	28	27	29	30	N/A	30	29
Key Stage 1-2 Contextual Value Added		100	99	101	101	100	101	N/A	100	100	101	100	N/A	101	100
% of 11 year olds in school for 4 years or more		90	94	84	77	77	87	66	97	72	91	96	54	93	83
% of 11 year olds in school for 2 years or more		100	94	95	92	92	97	94	100	93	98	100	63	97	94
Percentage total absence		6	5	6 (S)	5	4	4	6	6	4	5	4	6	3	5
Percentage persistent absence		1	0	2	2	1	0	1	3	0	1	1	4	1	1

BREAKDOWN OF ATTAINMENT DATA

Key Stage 2 Average Points Score (all subjects)	FSM	All pupils not eligible for FSM	28	29	30	29	29	30	N/A	29	27	29	30	N/A	30	29
		All pupils eligible for FSM	N/A	-	26	29	23	-	N/A	25	-	28	-	N/A	N/A	26
		Girls	All girls	29	-	30	30	28	30	N/A	29	28	29	31	N/A	30
	All girls not eligible for FSM		29	-	31	29	29	30	N/A	29	28	29	31	N/A	30	29
	All girls eligible for FSM		N/A	N/A	26	-	-	N/A	N/A	-	N/A	-	N/A	N/A	N/A	26
	Boys	All boys	28	27	29	28	28	30	N/A	28	26	29	29	N/A	30	28
		All boys not eligible for FSM	28	28	30	29	29	30	N/A	29	26	29	30	N/A	30	29
		All boys eligible for FSM	N/A	-	-	-	-	-	N/A	-	-	-	-	N/A	N/A	-
	Ethnicity	White British pupils	28	28	30	28	29	30	N/A	28	27	29	30	N/A	29	29
		Indian pupils	N/A	N/A	-	-	-	N/A	N/A	N/A	N/A	N/A	-	N/A	-	-
		Pakistani pupils	-	N/A	27	30	-	-	N/A	N/A	N/A	N/A	N/A	N/A	-	29
		Bangladeshi pupils	N/A	N/A	N/A	N/A	N/A	N/A	N/A	N/A	N/A	N/A	29	N/A	N/A	29
		Black Caribbean pupils	N/A	N/A	N/A	N/A	-	N/A	N/A	N/A	N/A	-	N/A	N/A	N/A	-
	Mobility	Black African pupils	N/A	-	N/A	N/A	N/A	N/A	N/A	-	N/A	-	N/A	N/A	N/A	-
		Pupils in school for less than 2 years	N/A	-	-	-	-	-	N/A	N/A	-	-	N/A	N/A	-	-
	SEN	Pupils in school for 2 or more years	28	28	30	29	28	30	N/A	28	27	29	30	N/A	30	29
		Pupils with SEN supported at school action	24	-	22	-	26	-	N/A	24	-	-	28	N/A	-	25
	EAL	Pupils with SEN with statements or on School Action Plus	N/A	-	-	22	19	-	N/A	-	24	25	N/A	N/A	-	22
		Pupils with EAL	31	-	26	31	26	-	N/A	-	-	-	30	N/A	-	29
		Pupils without EAL	28	28	30	28	28	30	N/A	28	27	29	30	N/A	29	29

KEY STAGE 2 SUBJECT INFORMATION

Combined English & Maths	Number	31	16	38	53	53	31	N/A	33	29	55	27	N/A	29	395
	% Level 4+	74	69	84	89	77	90	N/A	79	69	95	100	N/A	90	84
	% Level 5+	19	44	50	32	32	42	N/A	27	14	22	37	N/A	34	31
English	Number	31	16	38	53	53	31	N/A	33	29	55	27	N/A	29	395
	% Level 4+	81	69	84	91	89	97	N/A	88	90	96	100	N/A	93	90
	% Level 5+	23	50	61	40	45	65	N/A	45	31	51	59	N/A	62	48
Maths	Number	31	16	38	53	53	31	N/A	33	29	55	27	N/A	29	395
	% Level 4+	87	81	89	92	77	94	N/A	85	72	95	100	N/A	90	88
	% Level 5+	48	56	58	47	45	48	N/A	36	14	27	44	N/A	41	42

KEY
 Local Authority (LA)
 C = Community
 F = Foundation
 VA = Voluntary Aided
 VC = Voluntary Controlled
 * = New Opener
 'N/A' = There are 0 pupils, data is not available or has been suppressed

B = Boys
 G = Girls
 M = Mixed

Broadbottom Church of England Primary School Tameside **252**

Fairway Primary School Stockport **253**

Greave Primary School Stockport **254**

Greswell Primary School and Nursery Tameside **255**

Romiley Primary School Stockport **256**

St Christopher's Catholic Primary School Stockport **257**

St Paul's CofE Primary School, Stalybridge Tameside **258**

St Philip's Catholic Primary School Stockport **259**

Woodhouses Voluntary Primary School Oldham **260**

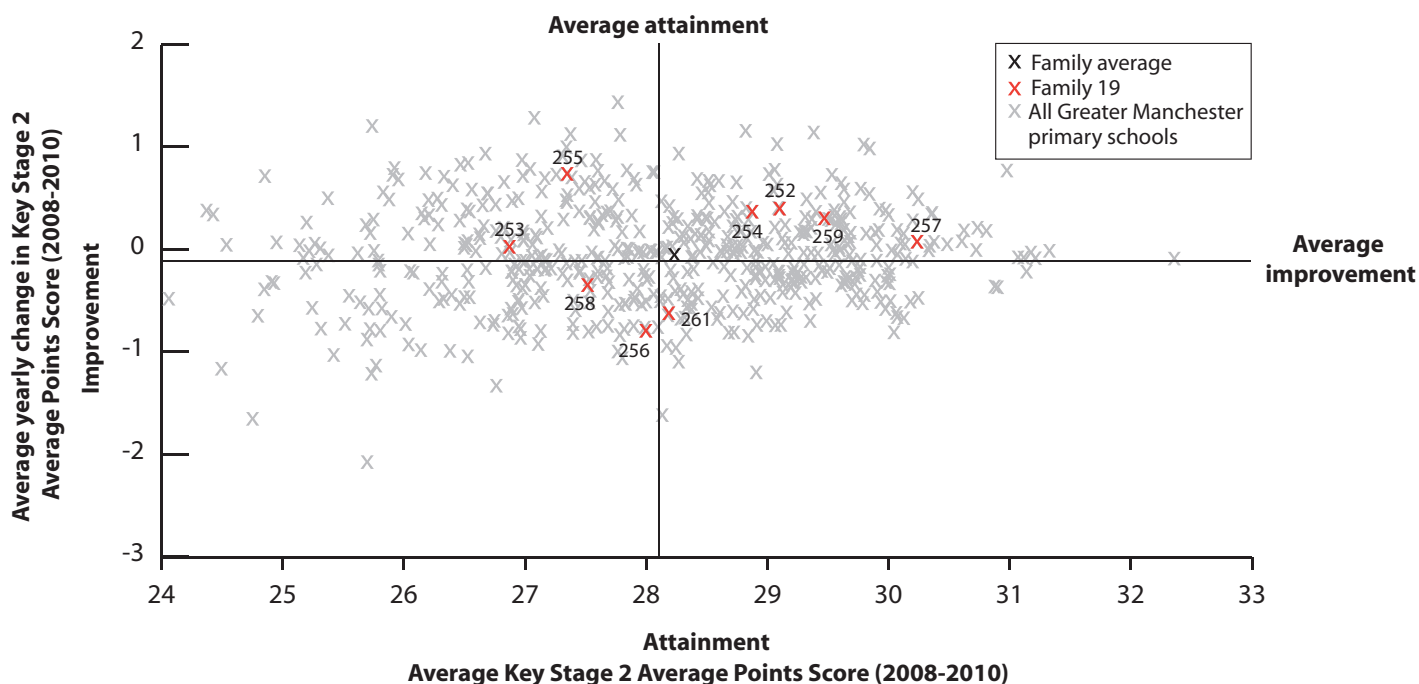
Woodley Primary School Stockport **261**

Family 19 Averages & Totals

CHARACTERISTICS OF SCHOOLS AND THEIR PUPILS

School Designation	VC	C	C	C	C	VA	VC	VA	VC	C	-		
Gender	M	M	M	M	M	M	M	M	M	M	-		
Number of full-time pupils	102	179	221	333	414	209	271	172	137	326	2364		
Boys as a percentage of full-time pupils	50	50	48	44	52	51	56	55	53	50	51		
Girls as a percentage of full-time pupils	50	50	52	56	48	49	44	45	47	50	49		
Prior Attainment band 2010	4	4	3	3	3	4	3	4	1	3	-		
Free School Meal (FSM) band 2010	4	3	3	4	3	3	5	3	1	2	-		
% of pupils known to be eligible for FSM 2010	16	14	9	18	10	12	21	10	4	9	13		
Percentage of all pupils of compulsory school age	White	White British	96	91	95	92	93	90	96	95	90	96	94
		Irish	0	0	0	1	0	2	0	0	1	0	0
		Any other White background	2	1	2	0	1	3	1	2	0	1	1
	Mixed	White and Black Caribbean	0	0	1	1	1	4	0	0	4	0	1
		White and Black African	0	0	0	0	0	0	0	0	0	0	0
		White and Asian	0	3	0	0	1	0	0	1	0	0	1
	Asian	Any other Mixed background	2	1	2	1	1	0	0	1	1	1	1
		Indian	0	0	0	1	0	0	1	0	0	0	0
		Pakistani	0	0	0	0	0	0	0	0	3	0	0
	Black	Bangladeshi	0	1	0	0	0	0	0	0	0	0	0
		Any other Asian background	0	2	0	0	0	0	0	0	0	1	0
		Black Caribbean	0	0	0	1	0	0	0	0	0	0	0
	Other	Black African	0	0	0	0	0	0	0	0	0	0	0
		Any other Black background	0	0	0	0	0	0	0	1	0	0	0
		Chinese	0	1	0	1	0	0	1	1	0	1	0
Other	Any other ethnic group	0	0	0	0	0	0	0	0	0	0	0	
	Unclassified	0	0	0	2	1	0	0	0	0	1	1	
% of pupils with EAL	1	4	2	2	1	0	1	3	1	2	2		
% of pupils with SEN with statements or on SAP	12	5	7	10	8	8	5	4	3	3	7		
% of pupils with SEN supported at School Action	5	15	17	11	13	13	18	12	4	13	13		

PERFORMANCE MAP



KEY

On this page

- '/' = There are fewer than 5 pupils in this group
- 'N/A' = There are 0 pupils, data is not available or has been suppressed
- * = New Opener
- S = School's absence data may have been affected by severe weather conditions.

Broadbottom Church of England Primary School Tameside **252**

Fairway Primary School Stockport **253**

Greave Primary School Stockport **254**

Greswell Primary School and Nursery Tameside **255**

Romiley Primary School Stockport **256**

St Christopher's Catholic Primary School Stockport **257**

St Paul's C of E Primary School, Stalybridge Tameside **258**

St Philip's Catholic Primary School Stockport **259**

Woodhouses Voluntary Primary School Oldham **260**

Woodley Primary School Stockport **261**

Family 19 Averages & Totals

SCHOOL ATTAINMENT DATA												
Key Stage 2 Average Points Score (all subjects)	2008	30	29	29	27	28	30	28	29	27	29	28
	2009	29	25	28	27	29	30	27	30	28	28	28
	2010	28	28	29	28	27	31	28	30	N/A	27	28
Key Stage 1-2 Contextual Value Added		100	99	102	101	100	102	101	102	N/A	99	101
% of 11 year olds in school for 4 years or more		100	82	88	80	90	93	89	91	95	83	88
% of 11 year olds in school for 2 years or more		100	86	100	94	98	96	98	100	95	94	96
Percentage total absence		5	5	4	5	5	6	5	5	3	5	5
Percentage persistent absence		0	0	1	3	1	1	0	1	0	1	1

BREAKDOWN OF ATTAINMENT DATA

Key Stage 2 Average Points Score (all subjects)		Breakdown of Attainment Data										
			2008	2009	2010	2008	2009	2010	2008	2009	2010	2008
FSM	All pupils not eligible for FSM	28	28	29	28	27	31	28	31	N/A	27	28
	All pupils eligible for FSM	-	-	-	-	26	-	30	-	N/A	-	27
Girls	All girls	28	28	30	29	27	31	28	30	N/A	28	29
	All girls not eligible for FSM	28	28	30	29	27	32	28	32	N/A	28	29
	All girls eligible for FSM	N/A	-	-	N/A	-	-	-	-	N/A	-	-
Boys	All boys	28	27	28	28	27	31	28	30	N/A	26	28
	All boys not eligible for FSM	28	28	28	27	28	31	28	30	N/A	27	28
	All boys eligible for FSM	-	-	N/A	-	25	N/A	29	N/A	N/A	-	26
Ethnicity	White British pupils	28	28	29	28	27	31	28	30	N/A	27	28
	Indian pupils	N/A	N/A	N/A	-	N/A	N/A	N/A	N/A	N/A	N/A	-
	Pakistani pupils	N/A	N/A	N/A	N/A	N/A	N/A	N/A	N/A	N/A	N/A	N/A
	Bangladeshi pupils	N/A	-	N/A	N/A	N/A	N/A	N/A	N/A	N/A	N/A	-
	Black Caribbean pupils	N/A	N/A	N/A	N/A	N/A	N/A	N/A	N/A	N/A	N/A	N/A
	Black African pupils	N/A	N/A	N/A	N/A	N/A	N/A	N/A	N/A	N/A	N/A	N/A
Mobility	Pupils in school for less than 2 years	N/A	-	N/A	-	-	-	-	N/A	N/A	-	-
	Pupils in school for 2 or more years	28	28	29	29	27	31	28	30	N/A	27	28
SEN	Pupils with SEN supported at school action	-	-	-	27	22	N/A	23	-	N/A	22	23
	Pupils with SEN with statements or on School Action Plus	-	-	-	26	-	-	-	N/A	N/A	-	26
EAL	Pupils with EAL	N/A	-	-	-	N/A	N/A	N/A	N/A	N/A	-	-
	Pupils without EAL	28	28	29	28	27	31	28	30	N/A	27	28

KEY STAGE 2 SUBJECT INFORMATION

Subject	Metric	Subject Information										
			2008	2009	2010	2008	2009	2010	2008	2009	2010	2008
Combined English & Maths	Number	17	28	32	35	61	27	44	22	N/A	52	318
	% Level 4+	88	75	84	86	67	96	77	100	N/A	69	79
	% Level 5+	18	18	38	14	23	56	34	41	N/A	19	28
English	Number	17	28	32	35	61	27	44	22	N/A	52	318
	% Level 4+	94	93	84	91	70	96	84	100	N/A	81	85
	% Level 5+	24	18	53	26	26	78	41	55	N/A	25	36
Maths	Number	17	28	32	35	61	27	44	22	N/A	52	318
	% Level 4+	88	79	94	91	79	96	80	100	N/A	75	85
	% Level 5+	29	29	44	49	41	59	39	59	N/A	27	41

KEY
 Local Authority (LA)
 C = Community
 F = Foundation
 VA = Voluntary Aided
 VC = Voluntary Controlled
 * = New Opener
 'N/A' = There are 0 pupils, data is not available or has been suppressed

B = Boys
 G = Girls
 M = Mixed

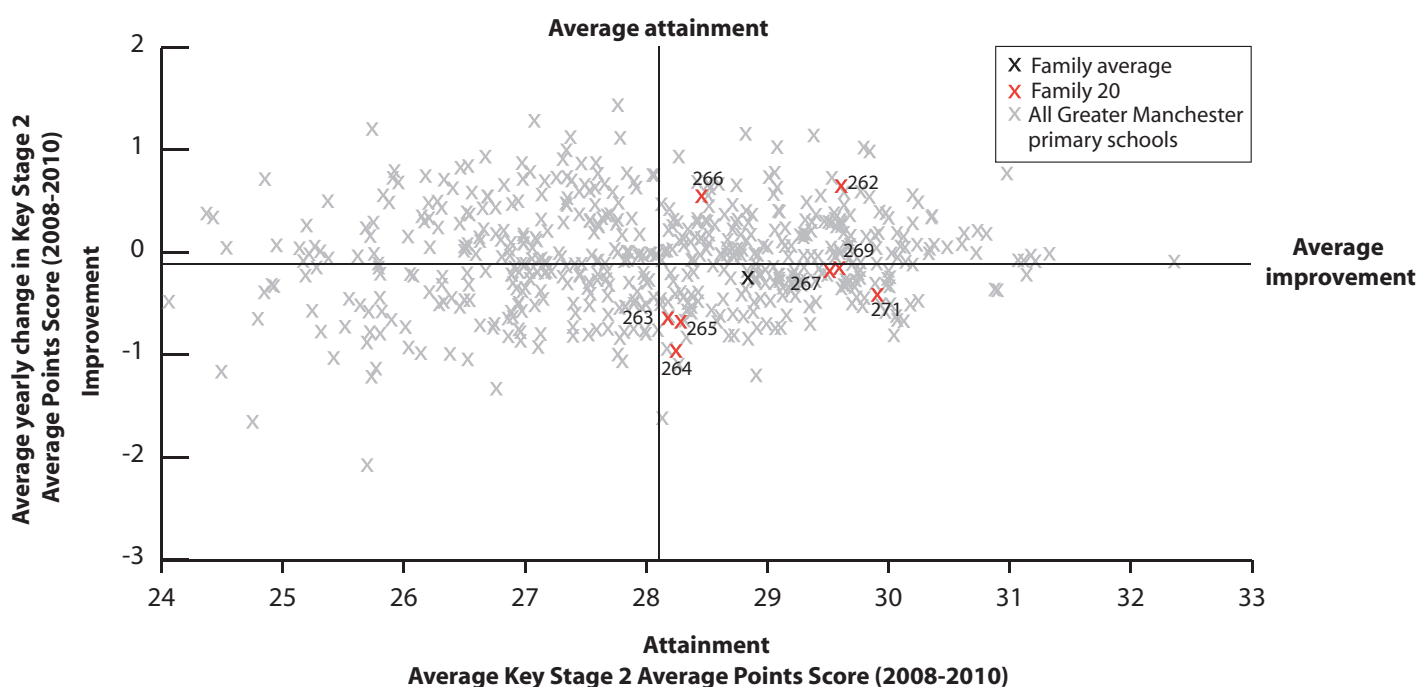
Audenshaw Primary School **Tameside 262**
 Bradshaw Hall Primary School **Stockport 263**
 Broad Oak Primary School **Manchester 264**
 Broadbent Fold Primary School and Nursery **Tameside 265**
 Erchells Primary School **Stockport 266**
 Gee Cross Holy Trinity CofE Primary School **Tameside 267**
 Ladybridge Community Primary School **Bolton 268**
 Our Lady of Mount Carmel RC Primary School, Ashton-under-Lyne **Tameside 269**
 Rose Hill Primary School **Stockport 270**
 St Margaret Ward Catholic Primary School **Trafford 271**

Family 20 Averages & Totals

CHARACTERISTICS OF SCHOOLS AND THEIR PUPILS

School Designation	C	C	C	C	C	VC	C	VA	C	VA	-		
Gender	M	M	M	M	M	M	M	M	M	M	-		
Number of full-time pupils	203	293	457	183	333	207	223	203	457	214	2773		
Boys as a percentage of full-time pupils	53	52	53	47	51	40	55	50	50	55	51		
Girls as a percentage of full-time pupils	47	48	47	53	49	60	45	50	50	45	49		
Prior Attainment band 2010	3	3	3	3	3	4	1	3	1	3	-		
Free School Meal (FSM) band 2010	2	3	3	1	2	1	4	3	3	5	-		
% of pupils known to be eligible for FSM 2010	7	11	11	5	9	2	13	11	11	25	10		
Percentage of all pupils of compulsory school age	White	White British	91	73	28	94	66	97	40	71	92	80	71
		Irish	0	0	0	0	0	0	0	1	0	1	0
		Any other White background	0	3	2	1	1	0	0	15	2	2	2
	Mixed	White and Black Caribbean	0	1	2	1	1	1	0	0	1	4	1
		White and Black African	0	0	1	0	0	0	0	0	1	3	1
		White and Asian	1	2	5	1	2	0	0	0	1	1	2
	Asian	Any other Mixed background	3	2	3	1	1	1	4	1	0	3	2
		Indian	0	1	2	0	1	0	22	3	0	1	3
		Pakistani	0	10	28	1	23	0	23	1	0	2	10
	Black	Bangladeshi	0	0	5	0	1	0	0	0	0	0	1
		Any other Asian background	1	2	1	1	1	0	3	3	0	0	1
		Black Caribbean	0	0	1	0	0	0	1	0	0	0	0
	Other	Black African	1	1	2	0	0	0	2	0	0	2	1
		Any other Black background	0	0	0	0	0	0	0	0	0	1	0
		Chinese	1	2	1	0	1	0	1	0	0	2	1
Other	Any other ethnic group	0	0	13	1	1	0	2	0	0	1	2	
	Unclassified	0	0	5	1	0	0	0	2	2	0	1	
% of pupils with EAL	4	18	42	2	27	0	44	17	3	6	18		
% of pupils with SEN with statements or on SAP	5	8	5	6	8	6	6	2	6	1	6		
% of pupils with SEN supported at School Action	5	11	19	4	16	6	10	18	12	13	12		

PERFORMANCE MAP



KEY

On this page

- '/' = There are fewer than 5 pupils in this group
- 'N/A' = There are 0 pupils, data is not available or has been suppressed
- * = New Opener
- S = School's absence data may have been affected by severe weather conditions.

Audenshaw Primary School [Tameside 262](#)

Bradshaw Hall Primary School [Stockport 263](#)

Broad Oak Primary School [Manchester 264](#)

Broadbent Fold Primary School and Nursery [Tameside 265](#)

Etchells Primary School [Stockport 266](#)

Gee Cross Holy Trinity CofE Primary School [Tameside 267](#)

Ladybridge Community Primary School [Bolton 268](#)

Our Lady of Mount Carmel RC Primary School, Ashton-under-Lyne [Tameside 269](#)

Rose Hill Primary School [Stockport 270](#)

St Margaret Ward Catholic Primary School [Trafford 271](#)

Family 20 Averages & Totals

SCHOOL ATTAINMENT DATA												
Key Stage 2 Average Points Score (all subjects)	2008	30	29	28	29	28	30	29	30	28	30	29
	2009	30	28	29	29	29	29	29	29	28	31	29
	2010	29	28	27	27	29	29	N/A	30	N/A	29	28
Key Stage 1-2 Contextual Value Added		101	100	100	100	100	100	N/A	102	N/A	100	101
% of 11 year olds in school for 4 years or more		93	89	86	97	90	100	71	88	44	97	80
% of 11 year olds in school for 2 years or more		100	96	95	100	98	100	96	96	52	97	88
Percentage total absence		4	5	5	4	6	4	4	4	5	4	5
Percentage persistent absence		1	1	1	1	1	2	1	1	1	1	1

BREAKDOWN OF ATTAINMENT DATA

BREAKDOWN OF ATTAINMENT DATA													
Key Stage 2 Average Points Score (all subjects)	FSM	All pupils not eligible for FSM	29	28	27	27	29	29	N/A	30	N/A	30	28
		All pupils eligible for FSM	-	25	26	N/A	24	N/A	N/A	-	N/A	27	25
	Girls	All girls	30	29	27	27	30	28	N/A	31	N/A	30	29
		All girls not eligible for FSM	30	29	28	27	30	28	N/A	31	N/A	32	29
		All girls eligible for FSM	N/A	-	25	N/A	N/A	N/A	N/A	N/A	N/A	26	26
	Boys	All boys	28	27	27	27	28	30	N/A	29	N/A	27	27
		All boys not eligible for FSM	28	28	27	27	29	30	N/A	29	N/A	27	28
		All boys eligible for FSM	-	-	-	N/A	24	N/A	N/A	-	N/A	-	22
	Ethnicity	White British pupils	29	28	28	27	28	29	N/A	31	N/A	28	28
		Indian pupils	N/A	N/A	-	N/A	-	N/A	N/A	-	N/A	N/A	-
		Pakistani pupils	-	-	28	N/A	29	N/A	N/A	N/A	N/A	-	28
		Bangladeshi pupils	N/A	N/A	-	N/A	N/A	N/A	N/A	N/A	N/A	N/A	-
		Black Caribbean pupils	N/A	N/A	-	N/A	N/A	N/A	N/A	N/A	N/A	N/A	-
	Mobility	Black African pupils	N/A	-	-	N/A	N/A	N/A	N/A	N/A	N/A	N/A	-
		Pupils in school for less than 2 years	N/A	-	-	N/A	-	N/A	N/A	-	N/A	-	15
	SEN	Pupils in school for 2 or more years	29	28	27	27	29	29	N/A	30	N/A	29	28
		Pupils with SEN supported at school action	N/A	24	26	-	26	-	N/A	26	N/A	24	25
	EAL	Pupils with SEN with statements or on School Action Plus	-	-	20	-	21	-	N/A	N/A	N/A	N/A	19
		Pupils with EAL	-	30	27	N/A	30	N/A	N/A	29	N/A	-	28
		Pupils without EAL	29	28	27	27	28	29	N/A	31	N/A	29	28

KEY STAGE 2 SUBJECT INFORMATION

Combined English & Maths	Number	28	45	59	30	49	29	N/A	26	N/A	30	296
	% Level 4+	96	80	68	67	84	100	N/A	85	N/A	83	81
	% Level 5+	18	27	8	23	31	17	N/A	46	N/A	23	23
English	Number	28	45	59	30	49	29	N/A	26	N/A	30	296
	% Level 4+	96	82	81	80	90	100	N/A	85	N/A	83	86
	% Level 5+	32	29	10	37	43	34	N/A	54	N/A	37	32
Maths	Number	28	45	59	30	49	29	N/A	26	N/A	30	296
	% Level 4+	96	93	78	70	86	100	N/A	92	N/A	93	88
	% Level 5+	43	33	41	27	43	31	N/A	62	N/A	43	40

KEY

Local Authority (LA)

C = Community

F = Foundation

VA = Voluntary Aided

VC = Voluntary Controlled

* = New Opener

'N/A' = There are 0 pupils, data is not available or has been suppressed

B = Boys

G = Girls

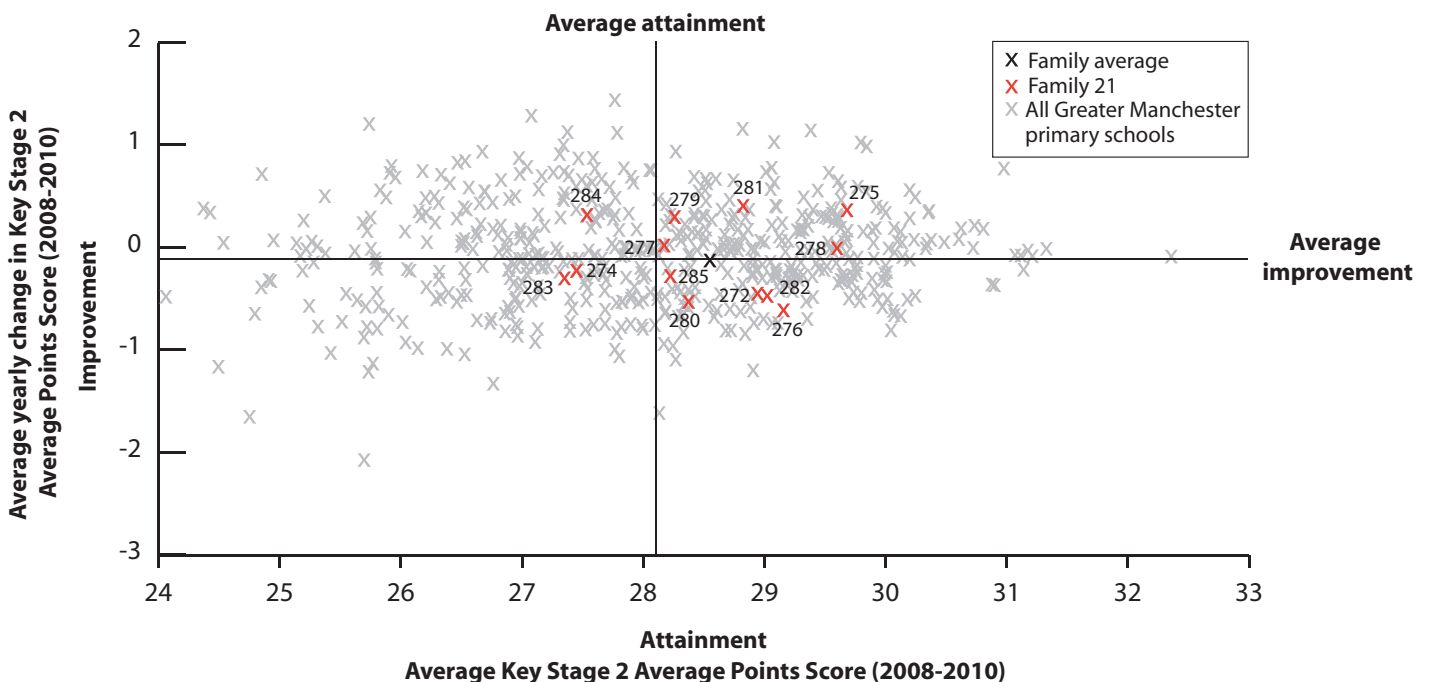
M = Mixed

Corpus Christi RC Primary School Oldham 272	Fairfield Community Primary School Bury 273	Heap Bridge Village Primary School Rochdale 274	Holy Family Roman Catholic Primary School, Rochdale 275	Holy Rosary RC Junior Infant and Nusey School Oldham 276	Livingstone Primary School 277 Tameside	Sacred Heart Roman Catholic Primary School, Rochdale 278	Seedley Primary School 279 Salford	St Andrew's Church of England Primary School, Dearnley 280 Rochdale	St Anne's RC Primary School 281 Tameside	St Bede CoE Primary School, Morris Green Bolton 282	St George's CoE Primary School Tameside 283	St Hilda's CoE Primary School 284 Trafford	St Luke's Church of England Primary School Rochdale 285	St Paul's CoE Primary School Manchester 286	Yesoday Hatorah School 287 Bury	Family 21 Averages & Totals
---	---	---	---	--	---	--	--	--	--	---	---	--	---	---	---	-----------------------------

CHARACTERISTICS OF SCHOOLS AND THEIR PUPILS

School Designation	VA	C	C	VA	VA	C	VA	-	VC	VA	VA	VA	VA	VC	VC	VA	-		
Gender	M	M	M	M	M	M	M	M	M	M	M	M	M	M	M	M	-		
Number of full-time pupils	284	226	146	198	202	119	231	253	176	213	406	142	320	213	355	622	4106		
Boys as a percentage of full-time pupils	49	57	49	46	51	48	48	51	48	45	50	49	45	54	50	42	48		
Girls as a percentage of full-time pupils	51	43	51	54	49	52	52	49	52	55	50	51	55	46	50	58	52		
Prior Attainment band 2010	3	1	3	4	4	3	4	3	3	4	4	3	3	3	1	3	-		
Free School Meal (FSM) band 2010	4	5	5	6	5	4	4	6	5	4	4	4	3	4	5	1	-		
% of pupils known to be eligible for FSM 2010	22	27	32	49	32	21	22	41	28	20	18	18	11	18	28	1	22		
Percentage of all pupils of compulsory school age	White	White British	74	88	95	74	88	87	82	89	77	72	77	92	27	97	43	83	75
		Irish	1	0	0	1	0	0	1	0	0	1	0	0	1	0	0	0	0
		Any other White background	1	1	0	13	4	2	5	4	2	5	2	1	0	0	3	17	5
	Mixed	White and Black Caribbean	0	0	2	0	1	3	0	2	2	1	1	3	1	6	0	1	
		White and Black African	0	0	0	0	0	0	0	1	0	0	0	0	0	4	0	0	
		White and Asian	1	2	1	1	0	0	0	0	2	0	2	1	0	0	2	0	1
	Asian	Any other Mixed background	3	0	2	3	1	3	1	2	1	5	0	10	0	6	0	2	
		Indian	1	1	0	0	1	0	0	1	0	7	1	5	0	5	0	2	
		Pakistani	7	3	0	1	1	0	0	0	9	1	5	0	30	0	10	0	5
		Bangladeshi	2	0	0	0	0	5	0	0	1	0	0	0	0	5	0	1	
	Black	Any other Asian background	4	2	0	0	0	0	0	0	4	4	0	4	0	3	0	2	
		Black Caribbean	0	0	0	0	0	0	0	0	0	0	0	9	0	1	0	1	
		Black African	2	0	0	8	1	0	4	0	3	2	0	3	0	3	0	2	
	Other	Any other Black background	1	0	0	1	0	0	3	0	0	2	0	3	0	1	0	1	
		Chinese	0	0	0	0	1	0	0	0	2	0	0	1	0	2	0	0	
Any other ethnic group		2	1	0	0	0	0	0	0	1	4	0	1	1	7	0	1		
Unclassified	0	0	0	0	0	1	2	1	0	2	0	1	3	0	0	0	1		
% of pupils with EAL	17	10	0	21	7	5	7	6	10	12	16	2	37	1	36	11	14		
% of pupils with SEN with statements or on SAP	7	12	8	5	10	7	5	4	3	8	2	7	3	10	10	18	8		
% of pupils with SEN supported at School Action	8	5	5	10	11	6	14	6	13	15	12	8	11	6	9	1	8		

PERFORMANCE MAP



KEY

On this page

- '/' = There are fewer than 5 pupils in this group
- 'N/A' = There are 0 pupils, data is not available or has been suppressed
- * = New Opener
- S = School's absence data may have been affected by severe weather conditions.

Corpus Christi RC Primary School Oldham 272	Fairfield Community Primary School Bury 273	Heap Bridge Village Primary School Rochdale 274	Holy Family Roman Catholic Primary School, Rochdale 275	Holy Rosary RC Junior Infant and Nursery School Oldham 276	Livingstone Primary School Tameside 277	Sacred Heart Roman Catholic Primary School, Rochdale Rochdale 278	Seedley Primary School Salford 279	St Andrew's Church of England Primary School, Dearnley Rochdale 280	St Anne's RC Primary School Tameside 281	St Bede CofE Primary School, Morris Green Bolton 282	St George's CofE Primary School Tameside 283	St Hilida's CofE Primary School Trafford 284	St Luke's Church of England Primary School Rochdale 285	St Paul's CofE Primary School Manchester 286	Yesoday Hatorah School Bury 287	Family 21 Averages & Totals
---	---	---	---	--	--	---	---	---	---	--	--	---	---	--	--	-----------------------------

SCHOOL ATTAINMENT DATA																		
Key Stage 2 Average Points Score (all subjects)	2008	30	29	26	29	30	30	29	28	28	29	29	29	27	28	27	28	28
	2009	28	29	29	30	29	28	31	28	29	28	30	26	27	29	29	28	29
	2010	28	N/A	27	30	29	27	29	28	28	29	28	27	28	28	N/A	N/A	28
Key Stage 1-2 Contextual Value Added	101	N/A	100	101	101	101	102	101	100	102	100	100	100	100	N/A	N/A	101	
% of 11 year olds in school for 4 years or more	82	83	71	90	97	63	81	70	72	82	93	71	77	94	78	99	84	
% of 11 year olds in school for 2 years or more	90	90	86	90	97	84	96	93	88	95	100	81	96	100	93	100	94	
Percentage total absence	5	6	6	6 (S)	6	6	6	6	5	5	4	5 (S)	4	5	6	5	5	
Percentage persistent absence	1	4	1	1	3	1	3	2	1	3	1	1	1	0	2	0	1	

BREAKDOWN OF ATTAINMENT DATA																			
Key Stage 2 Average Points Score (all subjects)	FSM	All pupils not eligible for FSM	28	N/A	27	30	29	28	29	29	28	30	29	27	29	28	N/A	N/A	28
		All pupils eligible for FSM	-	N/A	26	29	29	23	27	24	28	-	28	-	25	26	N/A	N/A	27
	Girls	All girls	28	N/A	27	30	28	25	29	27	27	28	29	28	28	27	N/A	N/A	28
		All girls not eligible for FSM	28	N/A	27	31	28	25	30	28	27	30	29	28	30	27	N/A	N/A	28
		All girls eligible for FSM	-	N/A	-	30	28	-	28	24	28	-	-	-	24	-	N/A	N/A	27
	Boys	All boys	28	N/A	27	29	29	28	29	30	29	30	28	26	28	28	N/A	N/A	28
		All boys not eligible for FSM	29	N/A	27	30	29	30	29	30	29	30	28	26	28	29	N/A	N/A	28
		All boys eligible for FSM	-	N/A	-	27	30	-	-	-	N/A	N/A	28	-	-	-	N/A	N/A	28
	Ethnicity	White British pupils	28	N/A	27	30	29	26	29	28	28	29	28	27	28	28	N/A	N/A	28
		Indian pupils	N/A	N/A	N/A	N/A	N/A	N/A	N/A	N/A	N/A	N/A	30	N/A	-	N/A	N/A	N/A	30
		Pakistani pupils	-	N/A	N/A	N/A	N/A	N/A	N/A	N/A	N/A	N/A	-	N/A	29	-	N/A	N/A	29
		Bangladeshi pupils	-	N/A	N/A	N/A	N/A	-	N/A	N/A	N/A	N/A	N/A	N/A	N/A	N/A	N/A	N/A	-
		Black Caribbean pupils	N/A	N/A	N/A	N/A	N/A	N/A	N/A	N/A	N/A	N/A	N/A	N/A	28	N/A	N/A	N/A	28
	Mobility	Black African pupils	N/A	N/A	N/A	-	N/A	N/A	-	N/A	N/A	-	N/A	N/A	N/A	N/A	N/A	N/A	-
		Pupils in school for less than 2 years	-	N/A	-	-	-	-	-	-	-	-	N/A	-	-	N/A	N/A	N/A	-
	SEN	Pupils in school for 2 or more years	28	N/A	28	30	29	27	29	29	29	29	28	27	28	28	N/A	N/A	28
		Pupils with SEN supported at school action	-	N/A	-	-	-	23	28	-	-	28	24	-	24	-	N/A	N/A	25
	EAL	Pupils with SEN with statements or on School Action Plus	-	N/A	-	-	-	-	25	-	-	-	-	-	N/A	-	N/A	N/A	20
		Pupils with EAL	-	N/A	N/A	-	N/A	-	-	-	-	-	30	-	28	N/A	N/A	N/A	28
		Pupils without EAL	28	N/A	27	30	29	27	29	28	28	29	28	27	28	28	N/A	N/A	28

KEY STAGE 2 SUBJECT INFORMATION																		
Combined English & Maths	Number	39	N/A	21	30	32	19	27	30	25	22	59	21	47	33	N/A	N/A	405
	% Level 4+	82	N/A	67	90	84	58	89	87	76	86	86	81	77	76	N/A	N/A	81
	% Level 5+	26	N/A	14	33	22	21	26	23	16	41	22	5	23	18	N/A	N/A	23
English	Number	39	N/A	21	30	32	19	27	30	25	22	59	21	47	33	N/A	N/A	405
	% Level 4+	85	N/A	86	93	91	84	89	90	84	91	88	86	87	82	N/A	N/A	87
	% Level 5+	31	N/A	33	50	47	26	33	27	28	50	29	19	38	33	N/A	N/A	34
Maths	Number	39	N/A	21	30	32	19	27	30	25	22	59	21	47	33	N/A	N/A	405
	% Level 4+	92	N/A	71	93	91	63	93	90	88	91	93	86	83	76	N/A	N/A	87
	% Level 5+	38	N/A	19	40	28	32	44	37	36	50	41	14	28	33	N/A	N/A	35

KEY

Local Authority (LA)

- C = Community
 - F = Foundation
 - VA = Voluntary Aided
 - VC = Voluntary Controlled
 - * = New Opener
 - 'N/A' = There are 0 pupils, data is not available or has been suppressed
- B = Boys
 - G = Girls
 - M = Mixed

Bradley Green Community Primary School
Tameside 288

Goose Hall Primary and Nursery School
Tameside 289

Royley Hall Primary School Oldham 290

St Anne's Primary School Tameside 291

St John's CofE Junior School Oldham 292

St Mary's Church of England Primary School
Stockport 293

St Paul's Catholic Primary School
Tameside 294

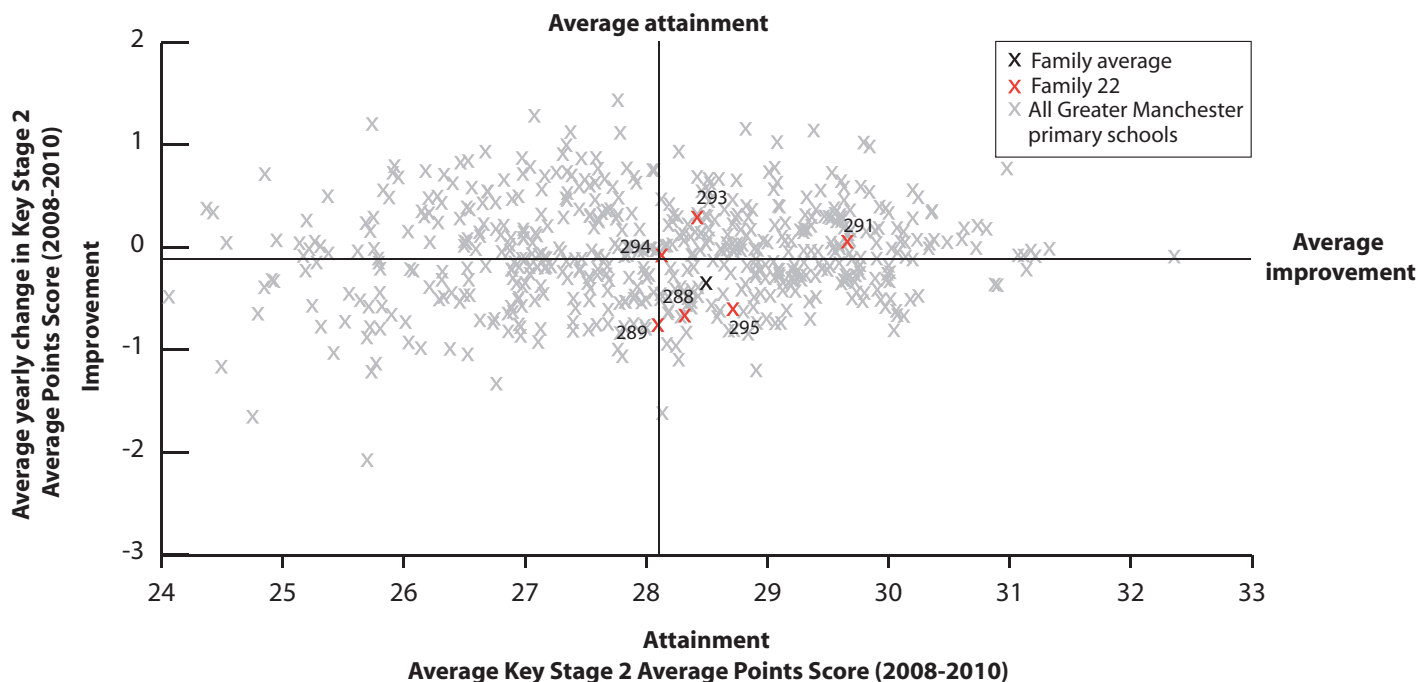
St Raphael's Catholic Primary School
Tameside 295

Family 22 Averages & Totals

CHARACTERISTICS OF SCHOOLS AND THEIR PUPILS

School Designation	C	C	C	C	VA	VC	VA	VA	-		
Gender	M	M	M	M	M	M	M	M	-		
Number of full-time pupils	138	400	304	203	142	145	205	164	1701		
Boys as a percentage of full-time pupils	53	50	54	49	49	53	52	54	52		
Girls as a percentage of full-time pupils	47	50	46	51	51	47	48	46	48		
Prior Attainment band 2010	4	3	N/A	3	N/A	3	4	3	-		
Free School Meal (FSM) band 2010	5	2	4	3	4	4	2	4	-		
% of pupils known to be eligible for FSM 2010	33	9	18	10	16	16	7	17	14		
Percentage of all pupils of compulsory school age	White	White British	90	94	83	96	96	93	96	87	92
		Irish	0	0	0	0	0	0	0	0	0
		Any other White background	1	1	1	0	0	0	0	2	1
	Mixed	White and Black Caribbean	0	0	5	0	2	1	0	1	1
		White and Black African	1	0	0	0	0	0	0	1	0
		White and Asian	0	0	1	0	0	0	0	1	0
	Asian	Any other Mixed background	1	1	0	1	1	1	1	0	1
		Indian	0	2	0	0	0	0	0	0	0
		Pakistani	0	2	1	0	0	1	0	1	1
	Black	Bangladeshi	2	0	8	0	1	0	0	0	2
		Any other Asian background	1	1	0	0	0	0	0	0	0
		Black Caribbean	0	0	0	0	0	0	0	1	0
	Other	Black African	1	1	0	0	0	3	1	1	1
		Any other Black background	0	0	0	0	0	0	0	0	0
		Chinese	0	0	0	1	0	1	0	0	0
		Any other ethnic group	1	0	0	0	0	0	0	1	0
Unclassified	1	0	0	0	0	0	0	4	0		
% of pupils with EAL	6	1	10	1	1	1	1	2	3		
% of pupils with SEN with statements or on SAP	3	2	9	2	5	12	3	1	5		
% of pupils with SEN supported at School Action	12	5	15	12	13	31	8	4	11		

PERFORMANCE MAP



KEY
On this page

- '/' = There are fewer than 5 pupils in this group
- 'N/A' = There are 0 pupils, data is not available or has been suppressed
- * = New Opener
- S = School's absence data may have been affected by severe weather conditions.

 Bradley Green Community Primary School
 Tameside 288

 Gorse Hall Primary and Nursery School
 Tameside 289

Royton Hall Primary School Oldham 290

St Anne's Primary School Tameside 291

St John's C of E Junior School Oldham 292

 St Mary's Church of England Primary School
 Stockport 293

 St Paul's Catholic Primary School
 Tameside 294

 St Raphael's Catholic Primary School
 Tameside 295

Family 22 Averages & Totals

SCHOOL ATTAINMENT DATA

Key Stage 2 Average Points Score (all subjects)	2008	29	29	28	30	29	29	27	28	29
	2009	31	28	28	29	29	29	29	30	29
	2010	27	26	N/A	29	N/A	27	28	29	27
Key Stage 1-2 Contextual Value Added	98	99	N/A	101	N/A	99	100	101	101	100
% of 11 year olds in school for 4 years or more	87	88	N/A	93	92	81	100	85	74	
% of 11 year olds in school for 2 years or more	93	95	100	100	95	86	100	100	96	
Percentage total absence	6	5	6	4	5 (S)	5	4	5	5	
Percentage persistent absence	2	1	2	0	1	0	1	1	1	

BREAKDOWN OF ATTAINMENT DATA

Key Stage 2 Average Points Score (all subjects)	FSM	All pupils not eligible for FSM	28	27	N/A	29	N/A	27	28	29	28
		All pupils eligible for FSM	24	23	N/A	28	N/A	26	-	-	25
	Girls	All girls	28	26	N/A	29	N/A	26	28	29	28
		All girls not eligible for FSM	29	26	N/A	30	N/A	25	29	29	28
		All girls eligible for FSM	-	-	N/A	-	N/A	-	-	-	-
	Boys	All boys	25	26	N/A	29	N/A	27	28	28	27
		All boys not eligible for FSM	27	27	N/A	29	N/A	28	28	29	28
		All boys eligible for FSM	24	22	N/A	-	N/A	-	N/A	-	23
	Ethnicity	White British pupils	27	27	N/A	29	N/A	27	28	28	27
		Indian pupils	N/A	-	N/A	N/A	N/A	N/A	N/A	N/A	-
		Pakistani pupils	N/A	N/A	N/A	N/A	N/A	N/A	N/A	N/A	N/A
		Bangladeshi pupils	N/A	N/A	N/A	N/A	N/A	N/A	N/A	N/A	N/A
		Black Caribbean pupils	N/A	N/A	N/A	N/A	N/A	N/A	N/A	N/A	N/A
		Black African pupils	N/A	N/A	N/A	N/A	N/A	-	N/A	N/A	-
	Mobility	Pupils in school for less than 2 years	-	-	N/A	N/A	N/A	-	N/A	N/A	-
		Pupils in school for 2 or more years	27	26	N/A	29	N/A	27	28	29	28
	SEN	Pupils with SEN supported at school action	23	21	N/A	-	N/A	25	-	-	23
		Pupils with SEN with statements or on School Action Plus	-	-	N/A	N/A	N/A	-	-	-	-
	EAL	Pupils with EAL	-	-	N/A	N/A	N/A	N/A	N/A	N/A	-
		Pupils without EAL	27	26	N/A	29	N/A	27	28	29	27

KEY STAGE 2 SUBJECT INFORMATION

Combined English & Maths	Number	30	60	N/A	30	N/A	21	30	20	191
	% Level 4+	60	65	N/A	90	N/A	57	87	85	73
	% Level 5+	13	15	N/A	27	N/A	10	17	25	17
English	Number	30	60	N/A	30	N/A	21	30	20	191
	% Level 4+	73	73	N/A	90	N/A	76	90	90	81
	% Level 5+	30	20	N/A	40	N/A	24	27	40	28
Maths	Number	30	60	N/A	30	N/A	21	30	20	191
	% Level 4+	70	70	N/A	97	N/A	67	93	85	79
	% Level 5+	23	22	N/A	43	N/A	19	30	40	28

KEY
 Local Authority (LA)
 C = Community
 F = Foundation
 VA = Voluntary Aided
 VC = Voluntary Controlled
 * = New Opener
 'N/A' = There are 0 pupils, data is not available or has been suppressed

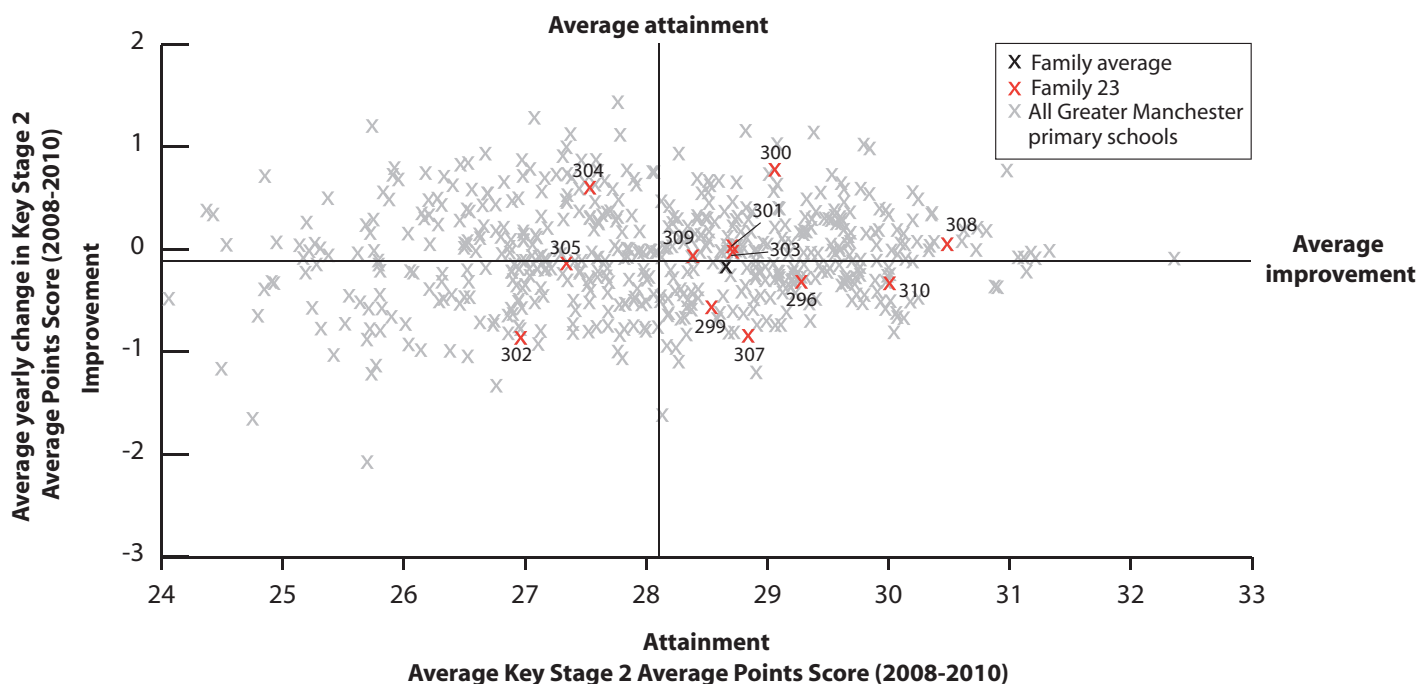
B = Boys
 G = Girls
 M = Mixed

Blackrod Anglican/Methodist Primary School Bolton **296**
 Daynholm Primary School Trafford **297**
 Hazlehurst Community Primary School Bury **298**
 Higher Lane Primary School Bury **299**
 Lowton St Mary's CofE (Voluntary Aided) Primary School Wigan **300**
 Lowton West Primary School Wigan **301**
 Moorside Primary School Salford **302**
 Mythan Primary School Bolton **303**
 Our Lady Immaculate Catholic Primary School Wigan **304**
 Our Lady's RC Primary School Wigan Wigan **305**
 Spindle Point Primary School Bolton **306**
 St Andrew's Church of England Primary School, Radcliffe Bury **307**
 St Mark's RC Primary School Salford **308**
 St Matthew's CofE Primary School, Little Lever Bolton **309**
 St Winifred's Roman Catholic Primary School, Stockport Stockport **310**
 Family 23 Averages & Totals

CHARACTERISTICS OF SCHOOLS AND THEIR PUPILS

School Designation	VC	C	C	C	VA	C	C	C	VA	VA	C	VA	VA	VA	VA	-		
Gender	M	M	M	M	M	M	M	M	M	M	M	M	M	M	M	M	-	
Number of full-time pupils	188	475	198	450	186	418	283	314	111	173	195	205	227	204	367	3994		
Boys as a percentage of full-time pupils	51	51	43	50	52	53	52	48	44	56	49	56	44	60	49	51		
Girls as a percentage of full-time pupils	49	49	57	50	48	47	48	52	56	44	51	44	56	40	51	49		
Prior Attainment band 2010	4	N/A	N/A	3	3	3	3	3	3	3	N/A	3	3	3	3	-		
Free School Meal (FSM) band 2010	3	1	3	3	1	3	4	4	3	3	3	2	4	3	1	-		
% of pupils known to be eligible for FSM 2010	11	4	10	9	5	10	19	13	11	11	14	11	16	11	5	10		
Percentage of all pupils of compulsory school age	White	White British	97	87	88	79	90	97	86	94	96	97	95	93	91	96	84	90
		Irish	0	0	0	0	0	0	0	0	0	0	0	0	0	0	2	0
		Any other White background	0	0	2	2	4	0	6	1	0	2	0	0	2	0	3	2
	Mixed	White and Black Caribbean	2	1	2	1	1	1	2	0	0	1	0	1	1	1	1	
		White and Black African	0	0	3	1	0	0	0	1	0	1	0	1	0	0	0	
		White and Asian	1	0	1	2	0	0	0	1	0	0	2	0	0	1	1	
	Asian	Any other Mixed background	0	2	1	1	0	0	0	3	0	1	0	1	1	2	1	
		Indian	0	0	0	3	0	0	0	0	0	0	0	1	0	1	1	
		Pakistani	0	1	1	6	0	0	2	3	0	0	2	0	0	2	1	
		Bangladeshi	0	0	0	0	1	0	0	0	0	0	0	0	0	0	0	
	Black	Any other Asian background	0	2	0	1	0	0	0	1	0	0	0	2	0	1	1	
		Black Caribbean	0	2	0	1	0	0	0	0	0	0	0	0	0	0	0	
		Black African	0	0	0	1	1	0	2	0	0	3	0	3	0	1	1	
	Other	Any other Black background	0	0	0	0	0	0	0	0	0	0	0	0	0	0	0	
		Chinese	0	1	1	1	0	1	0	1	0	1	0	0	0	2	1	
Any other ethnic group		0	1	0	2	0	0	1	0	0	1	0	0	1	0	1		
Unclassified	0	0	4	0	4	0	0	0	0	0	0	0	0	1	0			
% of pupils with EAL	0	5	2	12	2	1	7	4	1	2	2	3	1	0	5	4		
% of pupils with SEN with statements or on SAP	4	2	5	8	6	6	5	12	10	8	4	9	6	9	4	6		
% of pupils with SEN supported at School Action	13	9	10	5	9	9	7	11	32	2	10	15	4	6	9	9		

PERFORMANCE MAP



KEY

On this page

- '/' = There are fewer than 5 pupils in this group
- 'N/A' = There are 0 pupils, data is not available or has been suppressed
- * = New Opener
- S = School's absence data may have been affected by severe weather conditions.

Blackrod Anglican/Methodist Primary School
Bolton **296**

Dayhulme Primary School Trafford **297**

Hazlehurst Community Primary School
Bury **298**

Higher Lane Primary School Bury **299**

Lowton St Mary's CofE (Voluntary Aided) Primary School Wigan **300**

Lowton West Primary School Wigan **301**

Moorside Primary School Salford **302**

Mytham Primary School Bolton **303**

Our Lady Immaculate Catholic Primary School Wigan **304**

Our Lady's RC Primary School Wigan
Wigan **305**

Spindle Point Primary School Bolton **306**

St Andrew's Church of England Primary School, Radcliffe Bury **307**

St Mark's RC Primary School Salford **308**

St Matthew's CofE Primary School, Little Lever Bolton **309**

St Winifred's Roman Catholic Primary School, Stockport Stockport **310**

Family 23 Averages & Totals

SCHOOL ATTAINMENT DATA

Key Stage 2 Average Points Score (all subjects)	2008	29	29	28	29	29	29	28	29	28	27	30	28	30	29	31	29
	2009	30	30	30	29	29	29	27	29	27	28	30	30	31	29	30	29
	2010	29	N/A	N/A	27	30	29	25	27	28	28	N/A	28	30	27	30	28
Key Stage 1-2 Contextual Value Added	100	N/A	N/A	100	102	100	99	100	100	100	100	N/A	100	102	99	102	100
% of 11 year olds in school for 4 years or more	45	88	96	90	88	92	88	89	83	75	96	100	87	100	91	88	
% of 11 year olds in school for 2 years or more	91	96	96	98	96	93	94	100	94	79	96	100	97	100	93	95	
Percentage total absence	6	4	5	5	5	4	5	4	5	5	4	5	5	4	4	5	
Percentage persistent absence	1	1	1	1	4	2	1	1	0	1	1	1	1	1	1	1	

BREAKDOWN OF ATTAINMENT DATA

Key Stage 2 Average Points Score (all subjects)	FSM	All pupils not eligible for FSM	29	N/A	N/A	27	30	29	26	27	28	28	N/A	28	30	27	30	28
		All pupils eligible for FSM	-	N/A	N/A	26	-	28	24	28	-	-	N/A	-	31	N/A	-	27
	Girls	All girls	29	N/A	N/A	27	31	29	26	27	28	29	N/A	27	31	27	29	28
		All girls not eligible for FSM	30	N/A	N/A	27	31	29	27	28	28	29	N/A	28	31	27	29	29
		All girls eligible for FSM	-	N/A	N/A	-	N/A	-	-	-	N/A	-	N/A	-	-	N/A	-	-
	Boys	All boys	29	N/A	N/A	28	29	29	25	27	28	27	N/A	29	29	27	30	28
		All boys not eligible for FSM	29	N/A	N/A	28	28	29	25	26	28	27	N/A	29	28	27	31	28
		All boys eligible for FSM	N/A	N/A	N/A	-	-	-	-	-	-	-	N/A	N/A	-	N/A	-	-
	Ethnicity	White British pupils	29	N/A	N/A	27	30	29	26	27	28	28	N/A	28	30	27	30	28
		Indian pupils	N/A	N/A	N/A	-	N/A	N/A	N/A	N/A	N/A	N/A	N/A	N/A	N/A	N/A	N/A	-
		Pakistani pupils	N/A	N/A	N/A	-	N/A	N/A	N/A	-	N/A	N/A	N/A	N/A	N/A	N/A	-	-
		Bangladeshi pupils	N/A	N/A	N/A	N/A	N/A	N/A	N/A	N/A	N/A	N/A	N/A	N/A	N/A	N/A	N/A	N/A
		Black Caribbean pupils	N/A	N/A	N/A	N/A	N/A	N/A	N/A	N/A	N/A	N/A	N/A	N/A	N/A	N/A	N/A	N/A
	Black African pupils	N/A	N/A	N/A	-	-	N/A	-	N/A	N/A	N/A	N/A	N/A	N/A	N/A	N/A	N/A	-
	Mobility	Pupils in school for less than 2 years	-	N/A	N/A	-	-	-	-	N/A	-	29	N/A	N/A	-	N/A	-	29
		Pupils in school for 2 or more years	29	N/A	N/A	27	30	29	25	27	28	28	N/A	28	30	27	30	28
	SEN	Pupils with SEN supported at school action	25	N/A	N/A	-	28	-	-	25	28	N/A	N/A	25	-	-	24	26
		Pupils with SEN with statements or on School Action Plus	-	N/A	N/A	17	-	-	21	23	N/A	-	N/A	-	-	-	N/A	21
	EAL	Pupils with EAL	N/A	N/A	N/A	28	N/A	N/A	-	-	-	N/A	N/A	N/A	-	N/A	-	28
		Pupils without EAL	29	N/A	N/A	27	30	29	26	27	28	28	N/A	28	30	27	30	28

KEY STAGE 2 SUBJECT INFORMATION

Combined English & Maths	Number	33	N/A	N/A	63	26	60	33	45	18	28	N/A	30	30	28	57	451
	% Level 4+	76	N/A	N/A	75	92	77	58	73	100	79	N/A	80	93	86	91	80
	% Level 5+	27	N/A	N/A	19	38	30	3	13	11	21	N/A	27	37	7	39	24
English	Number	33	N/A	N/A	63	26	60	33	45	18	28	N/A	30	30	28	57	451
	% Level 4+	79	N/A	N/A	84	92	85	76	80	100	79	N/A	87	97	89	95	86
	% Level 5+	48	N/A	N/A	33	42	47	12	20	17	32	N/A	40	43	7	51	35
Maths	Number	33	N/A	N/A	63	26	60	33	45	18	28	N/A	30	30	28	57	451
	% Level 4+	82	N/A	N/A	79	92	83	64	80	100	100	N/A	83	97	86	93	85
	% Level 5+	39	N/A	N/A	27	54	43	15	27	22	29	N/A	27	57	29	53	36

KEY

Local Authority (LA)

C = Community

F = Foundation

VA = Voluntary Aided

VC = Voluntary Controlled

* = New Opener

'N/A' = There are 0 pupils, data is not available or has been suppressed

B = Boys

G = Girls

M = Mixed

Abram Bryn Gates Primary School
Wigan **311**

All Saints Catholic Primary School, Golborne,
Wigan **312**

Golborne Community Primary School
Wigan **313**

Hindley Green Primary School **Wigan 314**

Hindley Junior and Infant School **Wigan 315**

Lever Edge Primary School **Bolton 316**

Mossfield Primary School **Salford 317**

Nicol Mere School **Wigan 318**

Oldfield Brow Primary School **Trafford 319**

Parklee Community School **Wigan 320**

Sacred Heart Catholic Primary School
Wigan **321**

St Osmund and Andrew's RC Primary School
Bolton **322**

St Richard's Roman Catholic Primary School
Atherton **Wigan 323**

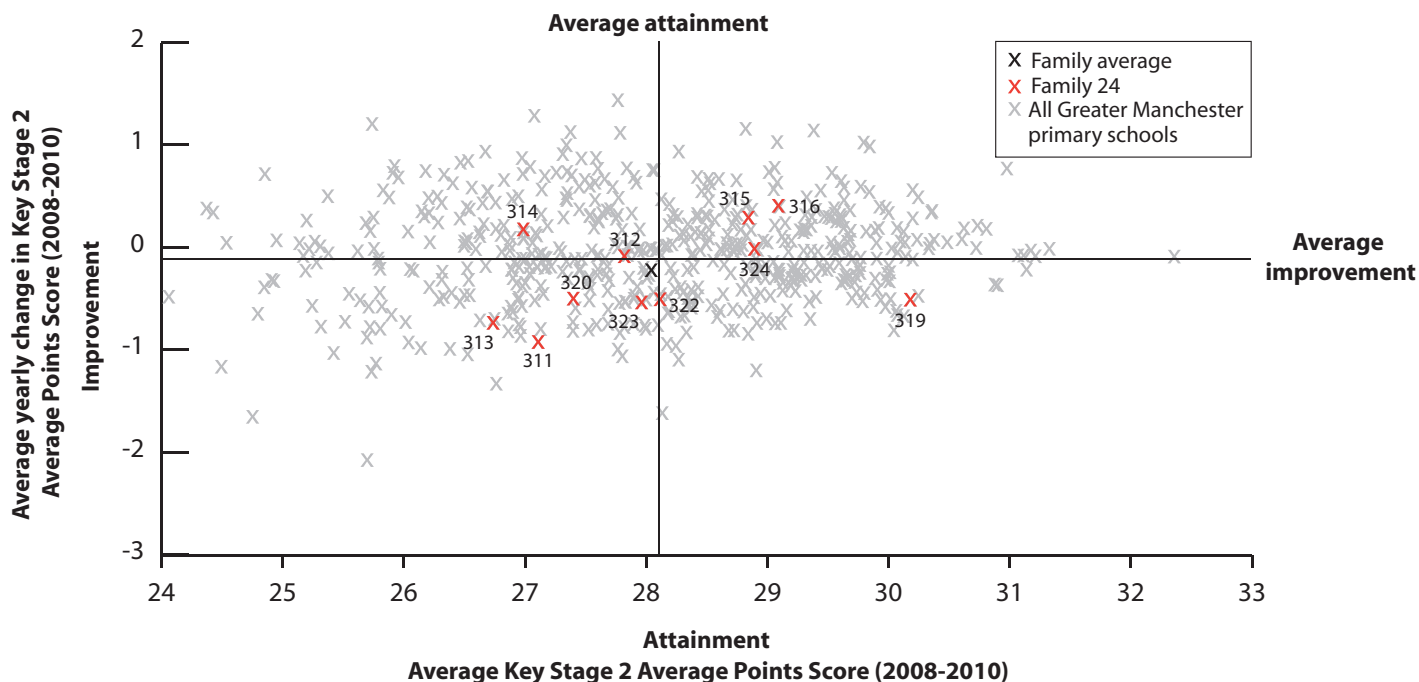
Worthington Primary School **Trafford 324**

Family 24 Averages & Totals

CHARACTERISTICS OF SCHOOLS AND THEIR PUPILS

School Designation	C	VA	C	C	C	C	C	C	C	C	VA	VA	VA	C	-		
Gender	M	M	M	M	M	M	M	M	M	M	M	M	M	M	M	-	
Number of full-time pupils	170	191	300	319	209	415	212	262	196	217	392	331	190	258	3662		
Boys as a percentage of full-time pupils	49	48	45	51	55	51	50	53	48	53	50	51	53	50	51		
Girls as a percentage of full-time pupils	51	52	55	49	45	49	50	47	52	47	50	49	47	50	49		
Prior Attainment band 2010	3	3	3	4	3	3	N/A	N/A	3	3	1	3	3	3	-		
Free School Meal (FSM) band 2010	5	3	4	4	5	5	6	4	3	4	3	4	5	3	-		
% of pupils known to be eligible for FSM 2010	22	14	22	19	23	34	42	19	14	18	12	18	25	12	21		
Percentage of all pupils of compulsory school age	White	White British	100	94	99	96	94	26	84	95	81	100	95	92	96	81	85
		Irish	0	0	0	0	0	0	0	0	0	0	0	0	0	0	0
		Any other White background	0	1	0	0	1	0	2	0	1	0	0	4	2	1	1
	Mixed	White and Black Caribbean	0	1	0	0	1	0	2	0	1	0	0	0	0	1	0
		White and Black African	0	0	1	0	0	0	0	0	1	0	0	0	1	0	0
		White and Asian	0	0	0	1	1	1	0	0	1	0	0	0	0	0	0
	Asian	Any other Mixed background	0	1	0	1	0	2	2	1	4	0	0	1	0	3	1
		Indian	0	0	0	1	0	20	0	0	1	0	1	0	0	1	3
		Pakistani	0	0	0	0	1	37	2	0	4	0	1	0	0	0	5
		Bangladeshi	0	0	0	0	0	0	2	0	0	0	0	0	0	0	0
	Black	Any other Asian background	0	0	0	2	0	3	1	0	4	0	0	0	0	3	1
		Black Caribbean	0	0	0	0	0	0	0	0	0	0	0	0	1	0	0
		Black African	0	2	0	0	0	6	1	1	0	0	1	1	1	0	1
	Other	Any other Black background	0	0	0	0	0	0	2	0	1	0	0	1	0	0	0
		Chinese	0	0	0	0	0	0	0	0	1	0	0	0	0	1	0
Any other ethnic group		0	2	0	0	0	3	2	2	2	0	1	1	0	1	1	
Unclassified		0	0	0	0	0	0	3	0	0	0	0	0	0	7	1	
% of pupils with EAL	0	2	0	2	2	63	9	2	8	0	2	3	2	9	10		
% of pupils with SEN with statements or on SAP	8	7	4	9	10	3	7	9	4	1	8	3	5	4	6		
% of pupils with SEN supported at School Action	9	12	7	9	7	17	18	11	11	6	4	8	7	10	10		

PERFORMANCE MAP



KEY

On this page

- '/' = There are fewer than 5 pupils in this group
- 'N/A' = There are 0 pupils, data is not available or has been suppressed
- * = New Opener
- S = School's absence data may have been affected by severe weather conditions.

Abraam Bryn Gates Primary School Wigan 311	All Saints Catholic Primary School, Golborne, Wigan 312	Golborne Community Primary School Wigan 313	Hindley Green Primary School Wigan 314	Hindley Junior and Infant School Wigan 315	Lever Edge Primary School Bolton 316	Mossfield Primary School Salford 317	Nicol Mere School Wigan 318	Oldfield Brow Primary School Trafford 319	Parlkee Community School Wigan 320	Sacred Heart Catholic Primary School Wigan 321	St Osmund and Andrew's RC Primary School Bolton 322	St Richard's Roman Catholic Primary School Atherton Wigan 323	Worthington Primary School Trafford 324	Family 24 Averages & Totals
--	---	---	--	--	--	--	---------------------------------------	---	--	--	---	--	---	-----------------------------

SCHOOL ATTAINMENT DATA																
Key Stage 2 Average Points Score (all subjects)	2008	28	28	27	27	29	28	30	30	30	28	28	29	28	29	28
	2009	26	28	27	27	28	30	27	30	31	27	27	28	28	29	28
	2010	26	28	26	27	29	29	N/A	N/A	29	27	N/A	28	26	29	28
Key Stage 1-2 Contextual Value Added	99	101	99	99	101	101	N/A	N/A	101	100	N/A	100	99	102	100	
% of 11 year olds in school for 4 years or more	81	97	93	80	87	86	73	86	75	97	90	91	88	94	88	
% of 11 year olds in school for 2 years or more	90	100	95	90	100	95	92	89	90	97	100	98	100	97	95	
Percentage total absence	8 (S)	4	6	5	5	5	6	5	4	4	5	7 (S)	4	4	5	
Percentage persistent absence	5	0	1	1	1	1	3	1	0	0	0	2	2	1	1	

BREAKDOWN OF ATTAINMENT DATA

Key Stage 2 Average Points Score (all subjects)		2008-2010														
		2008-2010														
FSM	All pupils not eligible for FSM	26	28	27	28	29	30	N/A	N/A	29	28	N/A	28	26	30	28
	All pupils eligible for FSM	-	26	24	25	30	28	N/A	N/A	-	26	N/A	24	28	29	27
Girls	All girls	26	29	26	27	30	29	N/A	N/A	29	28	N/A	28	26	30	28
	All girls not eligible for FSM	26	30	26	28	30	30	N/A	N/A	29	29	N/A	28	26	31	28
	All girls eligible for FSM	-	-	26	25	-	29	N/A	N/A	-	-	N/A	-	-	28	28
Boys	All boys	27	26	26	27	28	29	N/A	N/A	28	27	N/A	28	27	29	27
	All boys not eligible for FSM	26	27	27	28	28	30	N/A	N/A	28	27	N/A	29	27	29	28
	All boys eligible for FSM	-	-	-	-	-	27	N/A	N/A	N/A	27	N/A	-	-	-	27
Ethnicity	White British pupils	26	28	26	27	29	30	N/A	N/A	29	27	N/A	28	26	30	28
	Indian pupils	N/A	N/A	N/A	N/A	N/A	31	N/A	N/A	N/A	N/A	N/A	N/A	N/A	N/A	31
	Pakistani pupils	N/A	N/A	N/A	N/A	N/A	28	N/A	N/A	-	N/A	N/A	N/A	N/A	N/A	28
	Bangladeshi pupils	N/A	N/A	N/A	N/A	N/A	-	N/A	N/A	N/A	N/A	N/A	N/A	N/A	N/A	-
	Black Caribbean pupils	N/A	N/A	N/A	N/A	N/A	N/A	N/A	N/A	N/A	N/A	N/A	N/A	N/A	N/A	N/A
Mobility	Pupils in school for less than 2 years	-	N/A	-	-	N/A	-	N/A	N/A	-	-	N/A	-	N/A	-	-
	Pupils in school for 2 or more years	27	28	26	27	29	30	N/A	N/A	29	27	N/A	28	26	30	28
SEN	Pupils with SEN supported at school action	25	-	N/A	-	-	26	N/A	N/A	-	27	N/A	-	23	25	25
	Pupils with SEN with statements or on School Action Plus	-	-	-	23	27	N/A	N/A	N/A	-	-	N/A	22	-	-	23
EAL	Pupils with EAL	N/A	N/A	N/A	N/A	N/A	29	N/A	N/A	-	N/A	N/A	N/A	N/A	-	29
	Pupils without EAL	26	28	26	27	29	30	N/A	N/A	29	27	N/A	28	26	29	28

KEY STAGE 2 SUBJECT INFORMATION

Subject	Year	2008	2009	2010	2008	2009	2010	2008	2009	2010	2008	2009	2010	2008	2009	2010
Combined English & Maths	Number	31	30	43	40	30	56	N/A	N/A	20	33	N/A	43	26	36	388
	% Level 4+	71	83	60	78	87	89	N/A	N/A	100	79	N/A	81	73	89	80
	% Level 5+	13	10	9	15	33	32	N/A	N/A	15	15	N/A	16	8	33	19
English	Number	31	30	43	40	30	56	N/A	N/A	20	33	N/A	43	26	36	388
	% Level 4+	81	83	72	80	93	93	N/A	N/A	100	79	N/A	88	81	100	86
	% Level 5+	13	17	21	15	50	39	N/A	N/A	40	24	N/A	23	23	47	28
Maths	Number	31	30	43	40	30	56	N/A	N/A	20	33	N/A	43	26	36	388
	% Level 4+	77	90	65	90	90	93	N/A	N/A	100	88	N/A	84	77	89	85
	% Level 5+	19	33	19	28	43	55	N/A	N/A	20	30	N/A	35	8	47	33

KEY

Local Authority (LA)

C = Community

F = Foundation

VA = Voluntary Aided

VC = Voluntary Controlled

* = New Opener

'N/A' = There are 0 pupils, data is not available or has been suppressed

B = Boys

G = Girls

M = Mixed

Aldwyn Primary School and Motor Impaired Resource Base **Tameside: 325**

Blackshaw Lane Primary & Nursery School **Oldham: 326**

Christ Church CoFE Primary School **Oldham: 327**

Elm Wood Primary School **Rochdale: 328**

Greenfield St Mary's CoFE School **Oldham: 329**

Holy Trinity Church of England Primary School **Rochdale: 330**

Lum Head Primary School **Stockport: 331**

Monton Green Primary School **Salford: 332**

Queen's Road Primary School **Stockport: 333**

St John's Church of England Primary School **Stockport: 334**

St Joseph's RC Primary School **Tameside: 335**

St Luke's RC Primary School **Salford: 336**

St Mary's CoFE Primary School High Crompton **Oldham: 337**

St Paul's CoFE Primary School **Oldham: 338**

St Thomas' Church of England Primary School **Rochdale: 339**

Unsworth Primary School **Bury: 340**

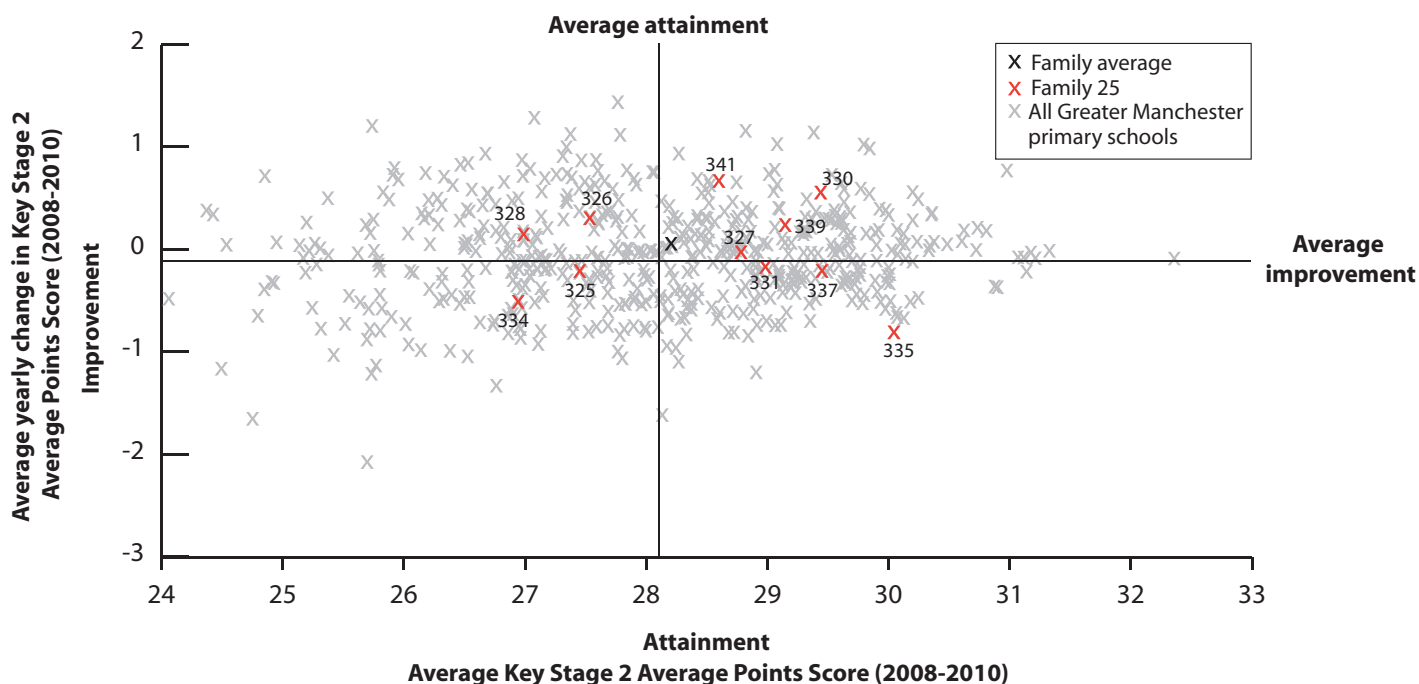
Wesley Methodist Primary School **Bury: 341**

Family 25 Averages & Totals

CHARACTERISTICS OF SCHOOLS AND THEIR PUPILS

School Designation	C	C	VC	C	VA	VA	C	C	C	VC	VA	VA	VA	VA	VA	C	VC	-		
Gender	M	M	M	M	M	M	M	M	M	M	M	M	M	M	M	M	M	-		
Number of full-time pupils	264	202	43	373	206	154	177	295	206	176	140	287	210	214	137	219	232	3535		
Boys as a percentage of full-time pupils	55	54	58	51	49	51	49	49	56	52	42	52	51	60	66	55	50	53		
Girls as a percentage of full-time pupils	45	46	42	49	51	49	51	51	44	48	58	48	49	40	34	45	50	47		
Prior Attainment band 2010	3	3	3	3	N/A	3	3	1	N/A	3	4	N/A	3	1	4	N/A	3	-		
Free School Meal (FSM) band 2010	2	2	1	4	1	4	2	3	1	2	3	2	1	3	1	2	3	-		
% of pupils known to be eligible for FSM 2010	9	8	5	15	1	15	6	11	3	9	11	6	4	12	4	8	11	9		
Percentage of all pupils of compulsory school age	White	White British	88	95	98	92	96	90	49	79	77	66	94	82	95	94	97	86	94	86
		Irish	0	0	0	0	0	0	0	0	0	1	0	1	0	0	0	0	0	0
		Any other White background	0	0	0	2	2	1	1	10	0	2	1	9	1	0	0	0	0	2
	Mixed	White and Black Caribbean	2	0	0	2	1	2	1	1	0	4	0	0	0	3	2	1	0	1
		White and Black African	0	0	0	0	0	1	0	0	1	1	0	0	0	0	1	0	0	
		White and Asian	0	0	0	1	0	0	3	0	0	6	0	2	1	0	0	1	0	1
	Asian	Any other Mixed background	0	1	0	0	0	2	2	7	0	2	1	3	0	0	1	1	1	1
		Indian	1	0	0	1	0	0	2	0	1	2	1	1	0	0	0	2	0	1
		Pakistani	7	0	0	0	0	0	22	0	7	9	0	0	1	0	0	4	3	3
	Black	Bangladeshi	0	0	0	0	0	0	2	1	2	1	0	0	0	0	0	0	0	0
		Any other Asian background	0	0	0	1	0	1	5	0	4	0	0	0	0	0	1	0	1	
		Black Caribbean	0	0	0	0	0	0	0	0	0	0	0	0	0	0	0	0	0	0
	Other	Black African	0	0	0	0	0	1	1	0	0	1	2	0	0	1	0	0	0	0
		Any other Black background	0	0	0	0	0	0	0	0	0	0	0	0	0	0	0	0	1	0
		Chinese	0	0	0	1	0	1	1	0	0	1	0	0	0	0	0	2	0	0
Other	Any other ethnic group	0	0	0	0	0	1	9	0	2	3	0	2	0	0	0	0	0	1	
	Unclassified	0	0	2	0	0	1	1	0	2	1	1	0	0	0	0	0	0	0	
% of pupils with EAL	4	2	0	2	0	3	36	4	16	14	2	1	3	1	0	5	4	6		
% of pupils with SEN with statements or on SAP	7	3	16	6	7	6	7	9	3	10	8	2	8	15	4	14	6	7		
% of pupils with SEN supported at School Action	6	5	9	7	7	7	15	16	14	15	9	5	6	11	6	5	9	9		

PERFORMANCE MAP



KEY

On this page

- '/' = There are fewer than 5 pupils in this group
- 'N/A' = There are 0 pupils, data is not available or has been suppressed
- * = New Opener
- S = School's absence data may have been affected by severe weather conditions.

Aldwyn Primary School and Motor Impaired Resource Base Jameside 325	Blackshaw Lane Primary & Nursey School Oldham 326	Christ Church CofE Primary School Oldham 327	Elm Wood Primary School Rochdale 328	Greenfield St Mary's CofE School Oldham 329	Holy Trinity Church of England Primary School Rochdale 330	Lum Head Primary School Stockport 331	Monton Green Primary School Salford 332	Queen's Road Primary School Stockport 333	St John's Church of England Primary School Stockport 334	St Joseph's RC Primary School Jameside 335	St Luke's RC Primary School Salford 336	St Mary's CofE Primary School High Crompton Oldham 337	St Paul's CofE Primary School Oldham 338	St Thomas' Church of England Primary School Rochdale 339	Unsworth Primary School Bury 340	Wesley Methodist Primary School Bury 341	Family 25 Averages & Totals
--	--	---	---	--	---	--	--	--	---	---	--	---	---	---	---	---	-----------------------------

SCHOOL ATTAINMENT DATA																			
Key Stage 2 Average Points Score (all subjects)	2008	27	27	29	27	31	29	29	29	30	27	30	29	29	27	29	28	30	28
	2009	28	27	29	27	30	30	29	29	29	26	30	28	30	27	29	29	28	28
	2010	27	28	29	27	N/A	30	28	N/A	N/A	27	29	N/A	30	N/A	30	N/A	28	28
Key Stage 1-2 Contextual Value Added	101	99	102	100	N/A	102	101	N/A	N/A	100	101	N/A	102	N/A	100	N/A	101	101	
% of 11 year olds in school for 4 years or more	87	72	100	93	78	82	75	84	90	72	84	100	100	94	100	88	77	87	
% of 11 year olds in school for 2 years or more	100	90	100	98	89	100	89	97	100	83	95	100	100	100	100	97	100	97	
Percentage total absence	6	5	4	5	3	5 (S)	6	4	4	6	6 (S)	4	4	4	4	4	5	5	
Percentage persistent absence	1	3	3	1	0	2	1	0	0	1	2	0	0	1	0	1	1	1	

BREAKDOWN OF ATTAINMENT DATA

Key Stage 2 Average Points Score (all subjects)		Breakdown of Attainment Data																	
		FSM	All pupils not eligible for FSM	28	28	29	28	N/A	30	28	N/A	N/A	27	29	N/A	30	N/A	29	N/A
	All pupils eligible for FSM	-	-	N/A	23	N/A	-	-	N/A	N/A	-	N/A	N/A	N/A	N/A	-	N/A	-	20
Girls	All girls	29	27	-	28	N/A	30	29	N/A	N/A	29	29	N/A	30	N/A	-	N/A	27	28
	All girls not eligible for FSM	29	27	-	28	N/A	30	29	N/A	N/A	30	29	N/A	30	N/A	-	N/A	27	29
	All girls eligible for FSM	-	N/A	N/A	-	N/A	N/A	N/A	N/A	N/A	-	N/A	N/A	N/A	N/A	N/A	N/A	N/A	-
Boys	All boys	26	28	28	27	N/A	30	28	N/A	N/A	24	30	N/A	29	N/A	30	N/A	29	28
	All boys not eligible for FSM	27	28	28	28	N/A	30	28	N/A	N/A	23	30	N/A	29	N/A	30	N/A	29	28
	All boys eligible for FSM	-	-	N/A	-	N/A	-	-	N/A	N/A	-	N/A	N/A	N/A	N/A	-	N/A	-	-
Ethnicity	White British pupils	28	28	29	27	N/A	30	29	N/A	N/A	27	29	N/A	30	N/A	30	N/A	28	28
	Indian pupils	N/A	N/A	N/A	N/A	N/A	N/A	N/A	N/A	N/A	N/A	N/A	N/A	N/A	N/A	N/A	N/A	N/A	N/A
	Pakistani pupils	-	N/A	N/A	N/A	N/A	N/A	27	N/A	N/A	-	N/A	N/A	N/A	N/A	N/A	N/A	-	27
	Bangladeshi pupils	N/A	N/A	N/A	N/A	N/A	N/A	-	N/A	N/A	N/A	N/A	N/A	N/A	N/A	N/A	N/A	N/A	-
	Black Caribbean pupils	N/A	N/A	N/A	N/A	N/A	N/A	N/A	N/A	N/A	N/A	N/A	N/A	N/A	N/A	N/A	N/A	N/A	N/A
Mobility	Black African pupils	N/A	N/A	N/A	N/A	N/A	N/A	-	N/A	N/A	N/A	N/A	N/A	N/A	N/A	N/A	N/A	N/A	-
	Pupils in school for less than 2 years	N/A	-	N/A	-	N/A	N/A	-	N/A	N/A	-	-	N/A	N/A	N/A	N/A	N/A	N/A	-
	Pupils in school for 2 or more years	27	28	29	27	N/A	30	29	N/A	N/A	27	30	N/A	30	N/A	30	N/A	28	28
SEN	Pupils with SEN supported at school action	-	-	N/A	-	N/A	-	-	N/A	N/A	-	-	N/A	27	N/A	N/A	N/A	-	27
	Pupils with SEN with statements or on School Action Plus	-	-	-	-	N/A	N/A	-	N/A	N/A	-	-	N/A	-	N/A	-	N/A	-	15
EAL	Pupils with EAL	-	N/A	N/A	-	N/A	-	27	N/A	N/A	-	N/A	N/A	-	N/A	N/A	N/A	-	27
	Pupils without EAL	28	28	29	27	N/A	30	29	N/A	N/A	28	29	N/A	30	N/A	30	N/A	28	28

KEY STAGE 2 SUBJECT INFORMATION

Combined English & Maths	Number	31	29	7	57	N/A	22	28	N/A	N/A	18	19	N/A	30	N/A	12	N/A	39	292
	% Level 4+	65	79	100	77	N/A	95	82	N/A	N/A	61	95	N/A	93	N/A	100	N/A	79	82
	% Level 5+	16	14	14	14	N/A	36	25	N/A	N/A	22	37	N/A	33	N/A	17	N/A	26	23
English	Number	31	29	7	57	N/A	22	28	N/A	N/A	18	19	N/A	30	N/A	12	N/A	39	292
	% Level 4+	65	90	100	81	N/A	95	82	N/A	N/A	78	95	N/A	100	N/A	100	N/A	90	86
	% Level 5+	19	31	14	23	N/A	45	29	N/A	N/A	44	53	N/A	50	N/A	17	N/A	41	34
Maths	Number	31	29	7	57	N/A	22	28	N/A	N/A	18	19	N/A	30	N/A	12	N/A	39	292
	% Level 4+	94	83	100	82	N/A	100	89	N/A	N/A	61	95	N/A	93	N/A	100	N/A	82	87
	% Level 5+	39	28	43	26	N/A	59	50	N/A	N/A	22	47	N/A	47	N/A	67	N/A	31	38

KEY
 Local Authority (LA)
 C = Community
 F = Foundation
 VA = Voluntary Aided
 VC = Voluntary Controlled
 * = New Opener
 'N/A' = There are 0 pupils, data is not available or has been suppressed

B = Boys
 G = Girls
 M = Mixed

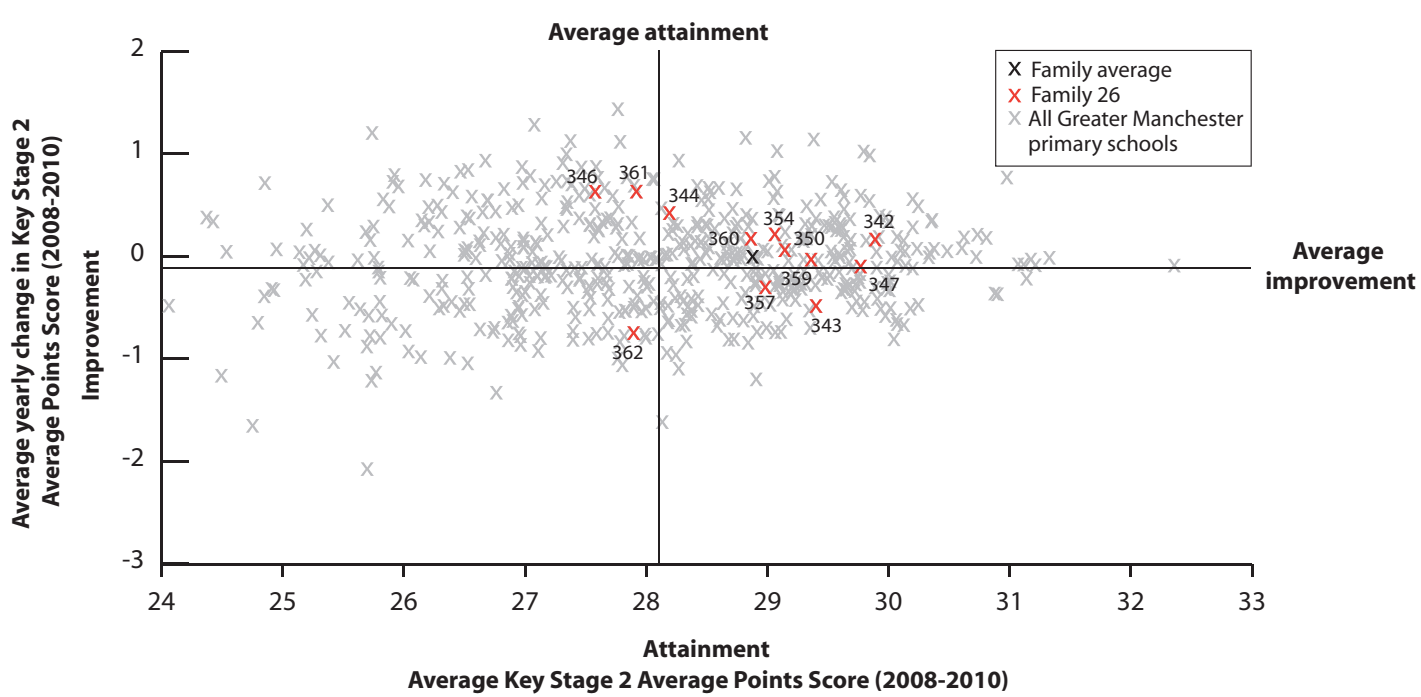
Christ Church Ainsworth Church of England Primary School Bury **342**
 Guardian Angels Roman Catholic Primary School, Bury Bury **343**
 Heathfield Primary School Bolton **344**
 Hindley Green St John's Junior and Infant School Wigan **345**
 Holy Infant and St Anthony RC Primary School Bolton **346**
 Howrich Parish CofE Primary School Bolton **347**
 Marus Bridge Primary School Wigan **348**
 Orell Holgate Primary School Wigan **349**
 Orell Newfold Community Primary School Wigan **350**
 Our Lady of Lourdes Roman Catholic Primary School, Bury Bury **351**
 Peel Brow School Bury **352**
 St Aidan's Catholic Primary School, Wigan Wigan **353**
 St Bartholomew's CofE Primary School Bolton **354**
 St James' Catholic Primary School Orell Wigan **355**
 St Joseph's Catholic Primary School Leigh Wigan **356**
 St Mary's Church of England Primary School, Hawkshaw Bury **357**
 St Mary's Roman Catholic Primary School, Raddcliffe Bury **358**
 St Michael's CofE Primary School, Howe Bridge Wigan **359**
 St Peter's CofE Primary School Wigan **360**
 The Gates Primary School Bolton **361**
 Tottington Primary School Bury **362**

Family 26 Averages & Totals

CHARACTERISTICS OF SCHOOLS AND THEIR PUPILS

School Designation	VC	VA	C	VA	VA	VA	C	C	C	VA	F	VA	VA	VA	VA	VA	VA	VA	VA	C	C	-		
Gender	M	M	M	M	M	M	M	M	M	M	M	M	M	M	M	M	M	M	M	M	M	M	-	
Number of full-time pupils	239	211	209	175	197	384	291	206	370	150	178	322	204	305	204	101	396	204	247	241	283	5117		
Boys as a percentage of full-time pupils	51	56	51	57	55	52	51	54	50	48	54	50	53	46	52	52	51	55	48	56	56	52		
Girls as a percentage of full-time pupils	49	44	49	43	45	48	49	46	50	52	46	50	47	54	48	48	49	45	52	44	44	48		
Prior Attainment band 2010	4	2	4	1	3	4	N/A	2	4	1	N/A	1	4	N/A	N/A	4	N/A	3	3	3	3	-		
Free School Meal (FSM) band 2010	3	2	3	2	4	2	3	1	2	2	4	1	4	1	3	1	2	3	3	2	2	-		
% of pupils known to be eligible for FSM 2010	12	6	10	7	18	8	11	5	6	8	18	3	17	3	11	3	9	12	9	9	9	9		
Percentage of all pupils of compulsory school age	White	White British	93	96	60	95	94	96	98	99	96	89	94	98	95	97	89	97	92	96	98	97	95	94
		Irish	0	0	0	0	1	0	0	0	0	0	0	0	0	0	0	0	1	0	0	0	0	0
		Any other White background	0	1	0	1	2	1	0	0	1	3	1	0	0	1	2	1	2	0	0	0	1	1
	Mixed	White and Black Caribbean	3	1	0	0	1	1	0	0	0	3	1	1	0	0	1	0	1	0	0	0	0	1
		White and Black African	0	0	0	0	0	0	0	0	1	0	0	0	0	0	0	1	0	0	0	0	0	0
		White and Asian	2	0	3	0	0	1	0	0	0	1	2	0	0	1	1	0	2	0	0	0	0	1
	Asian	Any other Mixed background	0	0	1	0	0	0	0	0	0	1	0	1	1	0	0	2	0	0	0	0	0	0
		Indian	0	0	21	0	1	1	0	0	0	0	0	2	1	2	0	0	1	0	2	0	1	1
		Pakistani	0	0	11	0	0	0	0	0	0	1	1	0	0	0	0	0	0	0	0	0	0	1
	Black	Bangladeshi	0	0	1	0	0	0	0	0	0	0	0	0	0	0	0	0	0	0	0	0	0	0
		Any other Asian background	0	0	2	0	0	0	1	0	0	1	0	0	0	2	0	0	0	0	0	0	0	0
		Black Caribbean	0	0	0	0	0	0	0	0	0	0	0	0	0	0	0	0	0	0	0	0	0	0
	Other	Black African	0	0	0	1	1	0	0	0	0	2	0	0	0	0	0	1	0	0	0	0	0	0
		Any other Black background	0	0	0	0	0	0	0	0	0	0	0	0	0	0	0	0	0	0	0	0	0	0
		Chinese	1	0	0	0	0	0	0	0	1	0	1	0	0	0	0	0	0	0	0	0	0	0
Other	Any other ethnic group	0	1	0	0	1	0	0	2	0	1	0	0	0	0	0	0	0	0	0	1	0	0	
	Unclassified	0	0	0	3	1	1	0	0	0	0	0	0	0	2	1	0	0	0	0	0	0	0	
% of pupils with EAL	2	2	33	1	3	1	2	2	3	5	0	1	2	1	6	0	4	0	0	0	2	3		
% of pupils with SEN with statements or on SAP	3	5	4	9	6	5	8	9	4	10	8	9	3	2	12	8	7	8	4	8	6	6		
% of pupils with SEN supported at School Action	6	9	11	14	10	16	9	10	13	15	7	9	14	10	1	6	16	15	12	8	5	11		

PERFORMANCE MAP



KEY

On this page

- '/' = There are fewer than 5 pupils in this group
- 'N/A' = There are 0 pupils, data is not available or has been suppressed
- * = New Opener
- S = School's absence data may have been affected by severe weather conditions.

Chris Church Ainsworth Church of England Primary School Bury **342**
 Guardian Angels Roman Catholic Primary School, Bury Bury **343**
 Heathfield Primary School Bolton **344**
 Hindley Green St John's Junior and Infant School Wigan **345**
 Holy Infant and St Anthony RC Primary School Bolton **346**
 Horwich Parish CoE Primary School Bolton **347**
 Marus Bridge Primary School Wigan **348**
 Orrell Holgate Primary School Wigan **349**
 Orrell Newfold Community Primary School Wigan **350**
 Our Lady of Lourdes Roman Catholic Primary School, Bury Bury **351**
 Peel Brow School Bury **352**
 St Aidan's Catholic Primary School, Wigan Wigan **353**
 St Bartholomew's CoE Primary School Bolton **354**
 St James' Catholic Primary School Orrell Wigan **355**
 St Joseph's Catholic Primary School Leigh Wigan **356**
 St Mary's Church of England Primary School, Hawthorn Bury **357**
 St Mary's Roman Catholic Primary School, Radcliffe Bury **358**
 St Michael's CoE Primary School, Howe Bridge Wigan **359**
 St Peter's CoE Primary School Wigan **360**
 The Gates Primary School Bolton **361**
 Tottington Primary School Bury **362**
 Family 26 Averages & Totals

SCHOOL ATTAINMENT DATA																						
Key Stage 2 Average Points Score (all subjects)	2008	31	30	28	27	27	30	28	30	28	29	27	30	28	30	28	28	28	30	29	28	29
	2009	29	30	28	27	28	30	28	31	31	29	28	29	29	30	29	29	28	29	29	27	28
	2010	30	28	29	N/A	28	30	N/A	N/A	29	N/A	N/A	N/A	30	N/A	N/A	30	N/A	29	29	28	29
Key Stage 1-2 Contextual Value Added	101	102	100	N/A	101	101	N/A	N/A	101	N/A	N/A	N/A	101	N/A	N/A	101	N/A	101	101	101	99	101
% of 11 year olds in school for 4 years or more	97	88	87	86	76	96	95	93	93	80	86	87	86	93	97	76	96	93	97	85	80	90
% of 11 year olds in school for 2 years or more	97	97	97	97	100	98	100	97	98	95	93	90	100	100	100	88	96	93	100	94	93	97
Percentage total absence	4	5 (S)	4	4	4	4	4	4	4 (S)	5	4	3	5	4	4	3	5	5	4	4	5	4
Percentage persistent absence	1	1	0	1	0	0	0	0	0	3	2	0	1	1	0	0	1	1	3	0	1	1

BREAKDOWN OF ATTAINMENT DATA

Key Stage 2 Average Points Score (all subjects)		Breakdown Data																					
		FSM	All pupils not eligible for FSM	30	29	29	N/A	30	30	N/A	N/A	30	N/A	N/A	N/A	30	N/A	N/A	30	N/A	29	29	29
	All pupils eligible for FSM	-	-	-	N/A	24	-	N/A	N/A	23	N/A	N/A	N/A	-	N/A	N/A	N/A	N/A	-	29	-	-	25
Girls	All girls	29	29	30	N/A	29	31	N/A	N/A	30	N/A	N/A	N/A	30	N/A	N/A	28	N/A	30	30	28	27	29
	All girls not eligible for FSM	29	29	29	N/A	31	31	N/A	N/A	31	N/A	N/A	N/A	30	N/A	N/A	28	N/A	29	30	29	27	29
	All girls eligible for FSM	-	N/A	-	N/A	-	-	N/A	N/A	-	N/A	N/A	N/A	N/A	N/A	N/A	N/A	N/A	-	-	-	N/A	-
Boys	All boys	31	27	27	N/A	27	29	N/A	N/A	28	N/A	N/A	N/A	29	N/A	N/A	33	N/A	29	29	29	26	28
	All boys not eligible for FSM	31	28	27	N/A	29	29	N/A	N/A	29	N/A	N/A	N/A	29	N/A	N/A	33	N/A	29	28	29	26	28
	All boys eligible for FSM	-	-	-	N/A	24	N/A	N/A	N/A	-	N/A	N/A	N/A	-	N/A	N/A	N/A	N/A	-	-	N/A	-	24
Ethnicity	White British pupils	30	28	28	N/A	28	30	N/A	N/A	30	N/A	N/A	N/A	30	N/A	N/A	29	N/A	29	29	28	26	29
	Indian pupils	N/A	N/A	31	N/A	N/A	N/A	N/A	N/A	N/A	N/A	N/A	N/A	N/A	N/A	N/A	N/A	N/A	N/A	N/A	N/A	N/A	31
	Pakistani pupils	N/A	N/A	-	N/A	N/A	N/A	N/A	N/A	N/A	N/A	N/A	N/A	N/A	N/A	N/A	N/A	N/A	N/A	N/A	N/A	N/A	-
	Bangladeshi pupils	N/A	N/A	N/A	N/A	N/A	N/A	N/A	N/A	N/A	N/A	N/A	N/A	N/A	N/A	N/A	N/A	N/A	N/A	N/A	N/A	N/A	N/A
	Black Caribbean pupils	N/A	N/A	N/A	N/A	N/A	N/A	N/A	N/A	N/A	N/A	N/A	N/A	N/A	N/A	N/A	N/A	N/A	N/A	N/A	N/A	N/A	N/A
	Black African pupils	N/A	N/A	N/A	N/A	N/A	N/A	N/A	N/A	N/A	N/A	N/A	N/A	N/A	N/A	N/A	N/A	N/A	N/A	N/A	N/A	N/A	N/A
Mobility	Pupils in school for less than 2 years	-	-	-	N/A	N/A	-	N/A	N/A	-	N/A	N/A	N/A	N/A	N/A	N/A	-	N/A	-	N/A	-	-	-
	Pupils in school for 2 or more years	30	28	28	N/A	28	30	N/A	N/A	29	N/A	N/A	N/A	30	N/A	N/A	30	N/A	29	29	29	26	29
SEN	Pupils with SEN supported at school action	-	26	-	N/A	26	-	N/A	N/A	26	N/A	N/A	N/A	-	N/A	N/A	N/A	N/A	25	-	-	-	26
	Pupils with SEN with statements or on School Action Plus	-	-	-	N/A	17	N/A	N/A	N/A	-	N/A	N/A	N/A	N/A	N/A	N/A	-	N/A	N/A	-	-	-	17
EAL	Pupils with EAL	N/A	-	31	N/A	N/A	N/A	N/A	N/A	-	N/A	N/A	N/A	N/A	N/A	N/A	N/A	N/A	-	N/A	N/A	31	
	Pupils without EAL	30	28	27	N/A	28	30	N/A	N/A	30	N/A	N/A	N/A	30	N/A	N/A	30	N/A	29	29	28	26	29

KEY STAGE 2 SUBJECT INFORMATION

Combined English & Maths	Number	32	32	30	N/A	29	55	N/A	N/A	42	N/A	N/A	N/A	28	N/A	N/A	17	N/A	30	35	33	45	408
	% Level 4+	97	84	80	N/A	69	87	N/A	N/A	88	N/A	N/A	N/A	89	N/A	N/A	88	N/A	90	91	85	67	84
	% Level 5+	31	19	27	N/A	38	44	N/A	N/A	29	N/A	N/A	N/A	29	N/A	N/A	53	N/A	30	31	21	7	29
English	Number	32	32	30	N/A	29	55	N/A	N/A	42	N/A	N/A	N/A	28	N/A	N/A	17	N/A	30	35	33	45	408
	% Level 4+	97	84	87	N/A	79	93	N/A	N/A	88	N/A	N/A	N/A	89	N/A	N/A	88	N/A	93	91	85	78	88
	% Level 5+	53	22	60	N/A	52	51	N/A	N/A	36	N/A	N/A	N/A	39	N/A	N/A	59	N/A	40	43	27	13	40
Maths	Number	32	32	30	N/A	29	55	N/A	N/A	42	N/A	N/A	N/A	28	N/A	N/A	17	N/A	30	35	33	45	408
	% Level 4+	97	91	83	N/A	72	93	N/A	N/A	95	N/A	N/A	N/A	100	N/A	N/A	88	N/A	93	100	94	73	90
	% Level 5+	41	44	30	N/A	48	47	N/A	N/A	62	N/A	N/A	N/A	57	N/A	N/A	65	N/A	47	40	45	20	44

KEY

Local Authority (LA)

C = Community

F = Foundation

VA = Voluntary Aided

VC = Voluntary Controlled

* = New Opener

'N/A' = There are 0 pupils, data is not available or has been suppressed

B = Boys

G = Girls

M = Mixed

Aspinal Primary School Manchester **363**

Bowlee Park Community Primary School Rochdale **364**

Chorlton Park Primary School Manchester **365**

Lily Lane Junior School Manchester **366**

Limehurst Community Primary School Oldham **367**

Limeside Primary School Oldham **368**

Manley Park Primary School Manchester **369**

St Ambrose Catholic Primary School Stockport **370**

St Brigid's RC Primary School Manchester **371**

St Elizabeth's Catholic Primary School Manchester **372**

St James Catholic Primary School Tameside **373**

St Matthew's CofE Primary School Trafford **374**

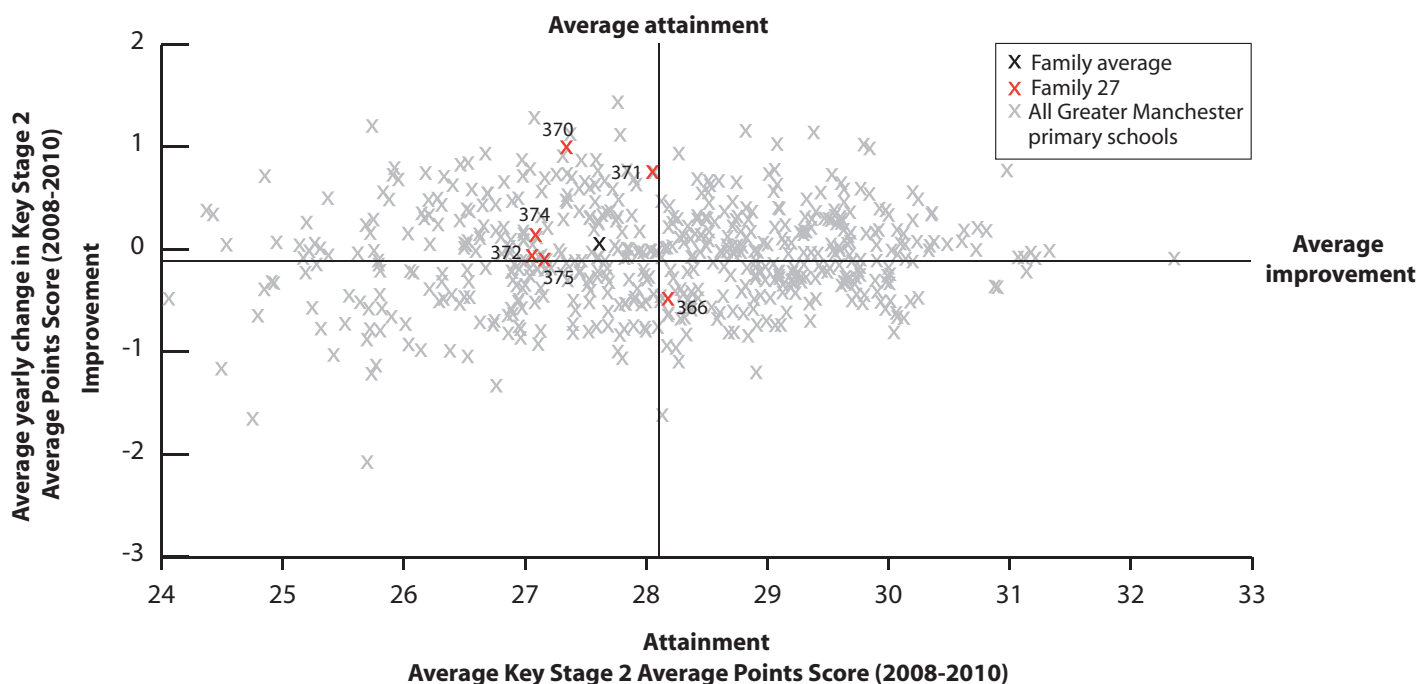
St Stephen's CofE Primary School Tameside **375**

Family 27 Averages & Totals

CHARACTERISTICS OF SCHOOLS AND THEIR PUPILS

School Designation	C	C	C	C	C	C	C	VA	VA	VA	VA	VC	VA	-		
Gender	M	M	M	M	M	M	M	M	M	M	M	M	M	-		
Number of full-time pupils	209	367	715	204	254	199	478	138	203	202	96	160	191	3416		
Boys as a percentage of full-time pupils	52	49	50	50	50	51	49	48	45	45	54	46	52	49		
Girls as a percentage of full-time pupils	48	51	50	50	50	49	51	52	55	55	46	54	48	51		
Prior Attainment band 2010	1	3	1	3	N/A	N/A	N/A	3	3	2	N/A	3	3	-		
Free School Meal (FSM) band 2010	6	6	4	6	7	6	4	5	6	5	6	5	5	-		
% of pupils known to be eligible for FSM 2010	38	55	21	40	49	55	17	33	42	30	45	37	29	35		
Percentage of all pupils of compulsory school age	White	White British	73	94	36	61	94	94	8	72	51	91	94	70	70	62
		Irish	0	0	0	0	0	0	0	0	4	0	0	1	0	0
		Any other White background	4	1	2	2	0	0	0	1	7	0	2	2	1	2
	Mixed	White and Black Caribbean	4	0	6	2	2	1	0	3	3	2	2	4	0	2
		White and Black African	2	0	2	2	0	1	0	1	0	1	0	2	1	1
		White and Asian	0	0	2	0	1	1	1	1	0	0	0	1	1	1
	Asian	Any other Mixed background	4	2	4	1	2	1	5	1	2	1	0	1	1	3
		Indian	1	0	5	0	0	0	3	0	0	2	0	2	3	2
		Pakistani	1	0	21	0	0	0	61	3	0	0	0	10	19	14
	Black	Bangladeshi	0	0	1	0	0	0	0	0	0	0	0	0	0	0
		Any other Asian background	1	0	0	0	0	0	3	5	0	0	0	1	1	1
		Black Caribbean	2	0	5	2	0	2	1	0	0	0	0	1	0	2
	Other	Black African	4	0	5	19	0	2	5	6	20	1	1	2	2	5
		Any other Black background	3	1	0	2	0	0	1	0	13	2	0	1	0	1
		Chinese	1	1	0	5	0	0	0	4	0	1	1	0	0	1
Other	Any other ethnic group	1	0	8	0	0	0	9	1	0	0	0	1	0	3	
	Unclassified	0	0	1	0	0	0	2	1	0	0	0	0	2	1	
% of pupils with EAL	13	4	37	22	0	2	77	20	21	3	2	13	23	24		
% of pupils with SEN with statements or on SAP	6	9	5	7	6	4	4	4	11	10	4	13	9	7		
% of pupils with SEN supported at School Action	11	9	8	23	17	26	15	15	15	17	13	8	15	14		

PERFORMANCE MAP



KEY

On this page

- '/' = There are fewer than 5 pupils in this group
- 'N/A' = There are 0 pupils, data is not available or has been suppressed
- * = New Opener
- S = School's absence data may have been affected by severe weather conditions.

Aspinal Primary School **Manchester 363**

Bowlee Park Community Primary School **Rochdale 364**

Chorlton Park Primary School **Manchester 365**

Lily Lane Junior School **Manchester 366**

Limehurst Community Primary School **Oldham 367**

Limeside Primary School **Oldham 368**

Manley Park Primary School **Manchester 369**

St Ambrose Catholic Primary School **Stockport 370**

St Bridgid's RC Primary School **Manchester 371**

St Elizabeth's Catholic Primary School **Manchester 372**

St James Catholic Primary School **Tameside 373**

St Matthew's C of E Primary School **Trafford 374**

St Stephen's C of E Primary School **Tameside 375**

Family 27 Averages & Totals

SCHOOL ATTAINMENT DATA															
Key Stage 2 Average Points Score (all subjects)	2008	28	N/A	28	28	27	28	29	27	28	28	27	27	27	28
	2009	26	28	30	29	27	28	28	27	28	26	26	27	27	28
	2010	N/A	28	N/A	28	N/A	N/A	N/A	29	29	27	N/A	27	27	28
Key Stage 1-2 Contextual Value Added	N/A	101	N/A	101	N/A	N/A	N/A	N/A	101	101	101	N/A	100	100	101
% of 11 year olds in school for 4 years or more	76	N/A	84	76	82	89	76	77	79	87	64	87	86	71	
% of 11 year olds in school for 2 years or more	95	94	92	94	92	96	90	100	96	100	100	93	93	94	
Percentage total absence	7	8 (S)	6	4	6	7 (S)	5	6	5	7	5	5	8	6	
Percentage persistent absence	4	5	2	1	3	1	0	3	2	5	1	1	4	2	

BREAKDOWN OF ATTAINMENT DATA																
Key Stage 2 Average Points Score (all subjects)	FSM	All pupils not eligible for FSM	N/A	28	N/A	28	N/A	N/A	N/A	29	31	29	N/A	28	28	28
		All pupils eligible for FSM	N/A	27	N/A	28	N/A	N/A	N/A	-	26	23	N/A	25	25	26
	Girls	All girls	N/A	28	N/A	28	N/A	N/A	N/A	30	28	27	N/A	26	26	27
		All girls not eligible for FSM	N/A	29	N/A	28	N/A	N/A	N/A	30	30	30	N/A	28	27	29
		All girls eligible for FSM	N/A	27	N/A	28	N/A	N/A	N/A	-	-	23	N/A	-	-	26
	Boys	All boys	N/A	27	N/A	27	N/A	N/A	N/A	27	29	26	N/A	27	28	27
		All boys not eligible for FSM	N/A	27	N/A	27	N/A	N/A	N/A	28	31	27	N/A	-	28	28
		All boys eligible for FSM	N/A	27	N/A	28	N/A	N/A	N/A	-	26	-	N/A	-	-	27
	Ethnicity	White British pupils	N/A	28	N/A	28	N/A	N/A	N/A	28	30	28	N/A	26	28	28
		Indian pupils	N/A	N/A	N/A	N/A	N/A	N/A	N/A	N/A	N/A	N/A	N/A	N/A	N/A	N/A
		Pakistani pupils	N/A	N/A	N/A	N/A	N/A	N/A	N/A	N/A	N/A	N/A	N/A	-	-	15
		Bangladeshi pupils	N/A	N/A	N/A	N/A	N/A	N/A	N/A	N/A	N/A	N/A	N/A	N/A	N/A	N/A
		Black Caribbean pupils	N/A	N/A	N/A	-	N/A	N/A	N/A	N/A	N/A	N/A	N/A	N/A	N/A	-
	Mobility	Black African pupils	N/A	N/A	N/A	28	N/A	N/A	N/A	N/A	-	N/A	N/A	N/A	N/A	27
		Pupils in school for less than 2 years	N/A	-	N/A	-	N/A	N/A	N/A	N/A	-	N/A	N/A	-	-	-
	SEN	Pupils in school for 2 or more years	N/A	28	N/A	28	N/A	N/A	N/A	29	29	27	N/A	27	27	27
		Pupils with SEN supported at school action	N/A	23	N/A	26	N/A	N/A	N/A	-	-	25	N/A	-	26	25
	EAL	Pupils with SEN with statements or on School Action Plus	N/A	-	N/A	-	N/A	N/A	N/A	-	-	22	N/A	-	-	20
		Pupils with EAL	N/A	-	N/A	27	N/A	N/A	N/A	-	29	N/A	N/A	-	-	26
		Pupils without EAL	N/A	28	N/A	28	N/A	N/A	N/A	29	29	27	N/A	27	28	28

KEY STAGE 2 SUBJECT INFORMATION															
Combined English & Maths	Number	N/A	53	N/A	50	N/A	N/A	N/A	13	24	23	N/A	15	28	206
	% Level 4+	N/A	79	N/A	82	N/A	N/A	N/A	77	92	70	N/A	67	79	79
	% Level 5+	N/A	23	N/A	6	N/A	N/A	N/A	38	33	4	N/A	13	14	17
English	Number	N/A	53	N/A	50	N/A	N/A	N/A	13	24	23	N/A	15	28	206
	% Level 4+	N/A	87	N/A	86	N/A	N/A	N/A	85	92	70	N/A	73	82	83
	% Level 5+	N/A	34	N/A	6	N/A	N/A	N/A	38	58	35	N/A	13	18	27
Maths	Number	N/A	53	N/A	50	N/A	N/A	N/A	13	24	23	N/A	15	28	206
	% Level 4+	N/A	79	N/A	94	N/A	N/A	N/A	85	92	78	N/A	93	82	86
	% Level 5+	N/A	26	N/A	38	N/A	N/A	N/A	46	38	22	N/A	20	32	32

KEY
 Local Authority (LA)
 C = Community
 F = Foundation
 VA = Voluntary Aided
 VC = Voluntary Controlled
 * = New Opener
 'N/A' = There are 0 pupils, data is not available or has been suppressed

B = Boys
 G = Girls
 M = Mixed

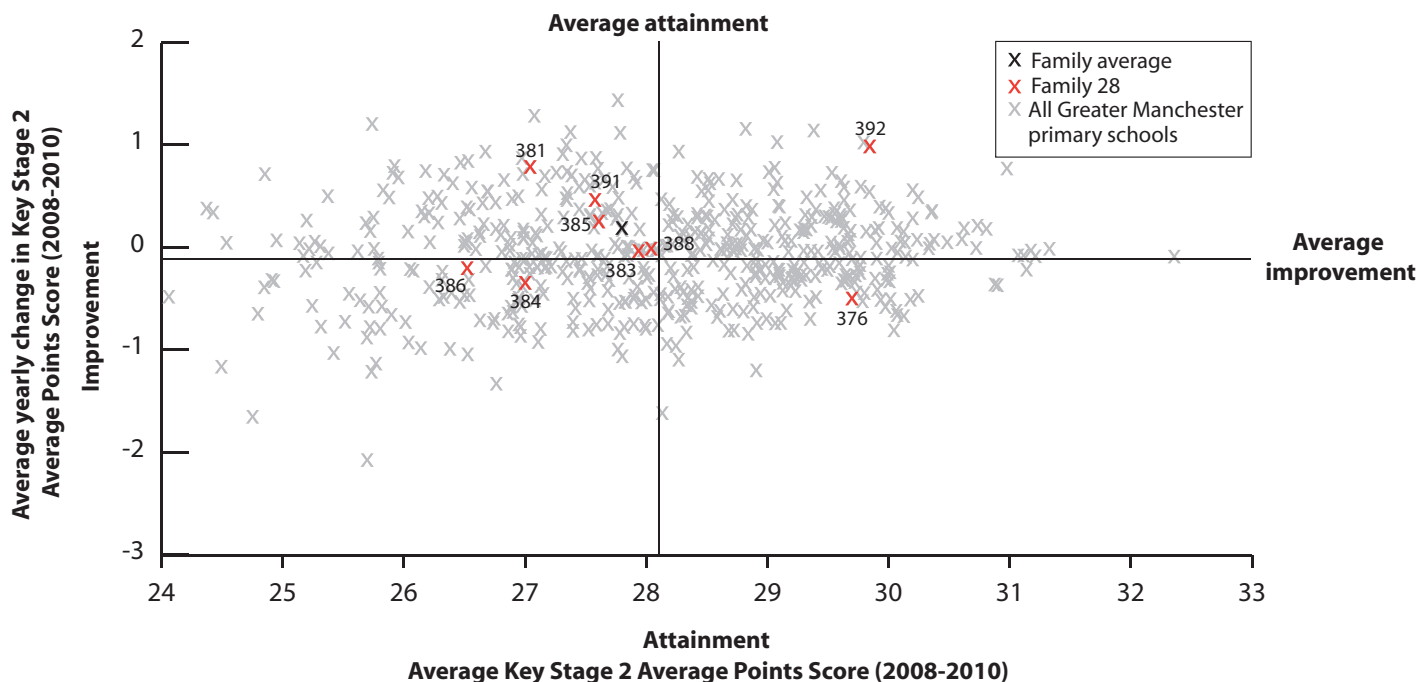
- Bickershaw CofE Primary School **Wigan 376**
- Clifton Primary School **Salford 377**
- Godfrey Ermen Memorial CofE Primary School **Salford 378**
- Hilton Lane Primary School **Salford 379**
- Leigh Westleigh Methodist Primary School **Wigan 380**
- Littlemoor Primary School **Oldham 381**
- Lord Street Primary School **Bolton 382**
- Middleton Parish CofE Primary School **Rochdale 383**
- Our Lady of Lourdes RC Primary School **Bolton 384**
- Oxford Grove Primary School **Bolton 385**
- Springside Primary School **Bury 386**
- St Agnes CofE Primary School **Oldham 387**
- St Ethelbert's RC Primary School **Bolton 388**
- St Patrick's Catholic Primary School **Wigan 389**
- St Paul's Peel CofE Primary School **Salford 390**
- St Peter's CofE Primary School **Bolton 391**
- St Stephen's CofE Primary School **Bolton 392**
- Twelve Apostles Catholic Primary School **Wigan 393**
- Wardley CofE Primary School **Salford 394**

Family 28 Averages & Totals

CHARACTERISTICS OF SCHOOLS AND THEIR PUPILS

School Designation	VA	C	VA	C	VC	C	C	VA	VA	C	C	VA	VA	VA	VC	VA	VA	VA	VC	-		
Gender	M	M	M	M	M	M	M	M	M	M	M	M	M	M	M	M	M	M	M	M	-	
Number of full-time pupils	100	288	312	212	124	254	203	213	198	202	176	102	216	258	300	175	201	222	204	3960		
Boys as a percentage of full-time pupils	61	52	48	54	51	52	62	54	45	49	59	50	51	56	50	50	57	53	51	53		
Girls as a percentage of full-time pupils	39	48	52	46	49	48	38	46	55	51	41	50	49	44	50	50	43	47	49	47		
Prior Attainment band 2010	3	N/A	N/A	N/A	1	3	N/A	4	3	4	3	N/A	3	N/A	N/A	3	4	N/A	N/A	-		
Free School Meal (FSM) band 2010	6	5	5	6	5	5	5	4	5	5	5	4	4	5	6	6	4	4	5	-		
% of pupils known to be eligible for FSM 2010	35	27	28	46	35	31	37	19	26	29	24	17	21	32	44	41	14	17	27	29		
Percentage of all pupils of compulsory school age	White	White British	91	83	90	96	90	88	97	95	66	57	83	84	80	91	88	90	97	92	92	87
		Irish	0	0	0	0	0	0	0	0	0	0	1	0	0	0	0	0	1	0	0	
		Any other White background	2	4	1	1	3	1	1	0	7	1	5	1	2	5	3	1	0	1	0	2
	Mixed	White and Black Caribbean	0	0	1	0	1	4	0	0	0	1	5	1	0	2	2	0	2	0	1	
		White and Black African	1	0	0	0	0	0	0	1	0	1	1	0	0	0	0	0	0	0	0	
		White and Asian	0	1	0	1	0	0	0	0	2	5	5	0	0	0	0	0	0	1	1	
	Asian	Any other Mixed background	4	3	1	0	0	2	0	2	1	1	0	0	2	1	0	2	1	1	1	
		Indian	0	0	0	0	0	1	0	7	5	0	0	2	0	0	3	0	0	0	1	
		Pakistani	0	0	0	0	0	1	1	1	2	27	2	1	4	1	0	1	0	0	2	
	Black	Bangladeshi	0	0	0	0	2	1	0	0	1	0	0	0	0	0	0	0	0	0	0	
		Any other Asian background	0	0	0	0	0	0	0	1	0	2	0	0	0	0	1	0	0	0	0	
		Black Caribbean	0	0	0	1	0	0	1	0	0	0	0	0	0	0	0	0	0	0	0	
	Other	Black African	2	1	1	2	1	1	0	8	1	1	0	7	0	2	2	1	2	2	2	
		Any other Black background	0	0	1	0	0	0	0	1	0	0	0	0	0	0	1	0	0	0	0	
		Chinese	0	1	0	0	2	0	0	0	0	0	0	0	0	0	0	0	0	1	0	
Other	Any other ethnic group	0	1	2	0	0	0	0	6	1	0	0	0	1	0	1	0	0	3	1		
	Unclassified	0	7	2	0	2	1	0	0	0	0	2	0	0	2	0	0	0	0	1		
% of pupils with EAL	4	4	7	1	7	4	1	2	32	31	9	1	15	6	2	5	1	2	3	7		
% of pupils with SEN with statements or on SAP	12	6	2	3	13	7	8	6	1	9	6	7	5	9	6	13	6	6	6	7		
% of pupils with SEN supported at School Action	9	7	8	11	7	2	6	9	11	11	6	3	8	15	18	19	6	16	14	10		

PERFORMANCE MAP



KEY

On this page

- '/' = There are fewer than 5 pupils in this group
- 'N/A' = There are 0 pupils, data is not available or has been suppressed
- * = New Opener
- S = School's absence data may have been affected by severe weather conditions.

Bickershaw CofE Primary School **Wigan 376**
 Clifton Primary School **Salford 377**
 Godfrey Ermen Memorial CofE Primary School **Salford 378**
 Hilton Lane Primary School **Salford 379**
 Leigh Westleigh Methodist Primary School **Wigan 380**
 Littlemoor Primary School **Oldham 381**
 Lord Street Primary School **Bolton 382**
 Middleton Parish CofE Primary School **Rochdale 383**
 Our Lady of Lourdes RC Primary School **Bolton 384**
 Oxford Grove Primary School **Bolton 385**
 Springside Primary School **Bury 386**
 St Agnes CofE Primary School **Oldham 387**
 St Ethelbert's RC Primary School **Bolton 388**
 St Patrick's Catholic Primary School **Wigan 389**
 St Paul's Peel CofE Primary School **Salford 390**
 St Peter's CofE Primary School **Bolton 391**
 St Stephen's CofE Primary School **Bolton 392**
 Twelve Apostles Catholic Primary School **Wigan 393**
 Wardley CofE Primary School **Salford 394**
 Family 28 Averages & Totals

SCHOOL ATTAINMENT DATA																				
Key Stage 2 Average Points Score (all subjects)	2008	31	26	27	29	29	27	28	28	28	28	26	29	28	28	30	28	29	28	
	2009	29	29	28	30	29	26	28	29	26	27	27	27	28	29	28	27	31	30	28
	2010	29	N/A	N/A	N/A	N/A	29	N/A	27	27	28	27	N/A	29	N/A	N/A	28	30	N/A	N/A
Key Stage 1-2 Contextual Value Added		102	N/A	N/A	N/A	N/A	102	N/A	99	100	100	100	N/A	101	N/A	N/A	100	101	N/A	N/A
% of 11 year olds in school for 4 years or more		75	91	85	76	75	97	90	91	52	89	67	80	80	88	84	71	93	94	80
% of 11 year olds in school for 2 years or more		88	97	90	92	100	97	93	97	96	96	83	93	96	95	94	82	97	97	100
Percentage total absence		5	5	6	6	5	6	6	5	6	5	6	5 (S)	5	5	5	5 (S)	5	4	6
Percentage persistent absence		0	1	3	1	2	3	3	2	6	1	5	1	2	1	1	3	2	1	1

BREAKDOWN OF ATTAINMENT DATA

Key Stage 2 Average Points Score (all subjects)		Breakdown of Attainment Data																			
		FSM	All pupils not eligible for FSM	27	N/A	N/A	N/A	N/A	29	N/A	28	27	28	28	N/A	29	N/A	N/A	29	30	N/A
FSM	All pupils eligible for FSM	-	N/A	N/A	N/A	N/A	29	N/A	26	27	27	23	N/A	-	N/A	N/A	26	-	N/A	N/A	26
Girls	All girls	-	N/A	N/A	N/A	N/A	29	N/A	26	28	28	28	N/A	29	N/A	N/A	29	29	N/A	N/A	28
	All girls not eligible for FSM	-	N/A	N/A	N/A	N/A	29	N/A	27	29	29	30	N/A	29	N/A	N/A	30	29	N/A	N/A	29
	All girls eligible for FSM	-	N/A	N/A	N/A	N/A	-	N/A	26	27	-	-	N/A	-	N/A	N/A	28	N/A	N/A	N/A	27
Boys	All boys	-	N/A	N/A	N/A	N/A	29	N/A	28	25	27	25	N/A	29	N/A	N/A	25	30	N/A	N/A	28
	All boys not eligible for FSM	-	N/A	N/A	N/A	N/A	30	N/A	28	24	27	26	N/A	29	N/A	N/A	-	30	N/A	N/A	28
	All boys eligible for FSM	-	N/A	N/A	N/A	N/A	28	N/A	-	-	-	-	N/A	N/A	N/A	N/A	23	-	N/A	N/A	25
Ethnicity	White British pupils	29	N/A	N/A	N/A	N/A	29	N/A	27	29	28	27	N/A	29	N/A	N/A	28	30	N/A	N/A	28
	Indian pupils	N/A	N/A	N/A	N/A	N/A	N/A	N/A	N/A	-	-	N/A	N/A	N/A	N/A	N/A	N/A	N/A	N/A	N/A	-
	Pakistani pupils	N/A	N/A	N/A	N/A	N/A	N/A	N/A	N/A	N/A	26	N/A	N/A	-	N/A	N/A	-	N/A	N/A	N/A	26
	Bangladeshi pupils	N/A	N/A	N/A	N/A	N/A	-	N/A	N/A	N/A	-	N/A	N/A	N/A	N/A	N/A	N/A	N/A	N/A	N/A	N/A
	Black Caribbean pupils	N/A	N/A	N/A	N/A	N/A	N/A	N/A	-	N/A	N/A	N/A	N/A	N/A	N/A	N/A	N/A	N/A	N/A	N/A	N/A
Mobility	Black African pupils	N/A	N/A	N/A	N/A	N/A	N/A	N/A	N/A	-	N/A	N/A	N/A	-	N/A	N/A	N/A	N/A	N/A	N/A	-
	Pupils in school for less than 2 years	-	N/A	N/A	N/A	N/A	-	N/A	-	-	-	-	N/A	-	N/A	N/A	28	-	N/A	N/A	26
	Pupils in school for 2 or more years	29	N/A	N/A	N/A	N/A	30	N/A	27	28	28	28	N/A	29	N/A	N/A	28	30	N/A	N/A	28
SEN	Pupils with SEN supported at school action	N/A	N/A	N/A	N/A	N/A	N/A	N/A	-	-	25	-	N/A	-	N/A	N/A	25	-	N/A	N/A	25
	Pupils with SEN with statements or on School Action Plus	-	N/A	N/A	N/A	N/A	-	N/A	-	N/A	23	-	N/A	-	N/A	N/A	-	-	N/A	N/A	23
EAL	Pupils with EAL	N/A	N/A	N/A	N/A	N/A	-	N/A	-	26	27	-	N/A	29	N/A	N/A	-	N/A	N/A	N/A	27
	Pupils without EAL	29	N/A	N/A	N/A	N/A	29	N/A	27	28	28	27	N/A	29	N/A	N/A	28	30	N/A	N/A	28

KEY STAGE 2 SUBJECT INFORMATION

Combined English & Maths	Number	8	N/A	N/A	N/A	N/A	33	N/A	34	25	27	24	N/A	25	N/A	N/A	28	29	N/A	N/A	233
	% Level 4+	88	N/A	N/A	N/A	N/A	88	N/A	74	68	63	54	N/A	92	N/A	N/A	71	90	N/A	N/A	76
	% Level 5+	38	N/A	N/A	N/A	N/A	30	N/A	15	20	22	17	N/A	24	N/A	N/A	36	28	N/A	N/A	24
English	Number	8	N/A	N/A	N/A	N/A	33	N/A	34	25	27	24	N/A	25	N/A	N/A	28	29	N/A	N/A	233
	% Level 4+	88	N/A	N/A	N/A	N/A	94	N/A	79	76	81	63	N/A	92	N/A	N/A	71	93	N/A	N/A	82
	% Level 5+	38	N/A	N/A	N/A	N/A	45	N/A	21	20	41	29	N/A	32	N/A	N/A	43	34	N/A	N/A	33
Maths	Number	8	N/A	N/A	N/A	N/A	33	N/A	34	25	27	24	N/A	25	N/A	N/A	28	29	N/A	N/A	233
	% Level 4+	100	N/A	N/A	N/A	N/A	88	N/A	82	76	70	79	N/A	96	N/A	N/A	86	90	N/A	N/A	84
	% Level 5+	38	N/A	N/A	N/A	N/A	45	N/A	26	40	33	25	N/A	40	N/A	N/A	39	66	N/A	N/A	39

KEY

Local Authority (LA)

C = Community

F = Foundation

VA = Voluntary Aided

VC = Voluntary Controlled

* = New Opener

'N/A' = There are 0 pupils, data is not available or has been suppressed

B = Boys

G = Girls

M = Mixed

Buckton Vale Primary School Tameside 395

Corrie Primary School Tameside 396

Dowson Primary School Tameside 397

Hollingworth Primary School Tameside 398

Linden Road Primary School and Hearing Impaired Resource Base Tameside 399

Manchester Road Primary School Tameside 400

Manor Green Primary and Nursery School Tameside 401

North Reddish Junior School Stockport 402

Northenden Community School Manchester 403

Oakfield Primary and Moderate Learning Difficulties Resource Base Tameside 404

St John Fisher RC Primary School, Denton Tameside 405

St Mary's RC Primary School Manchester Manchester 406

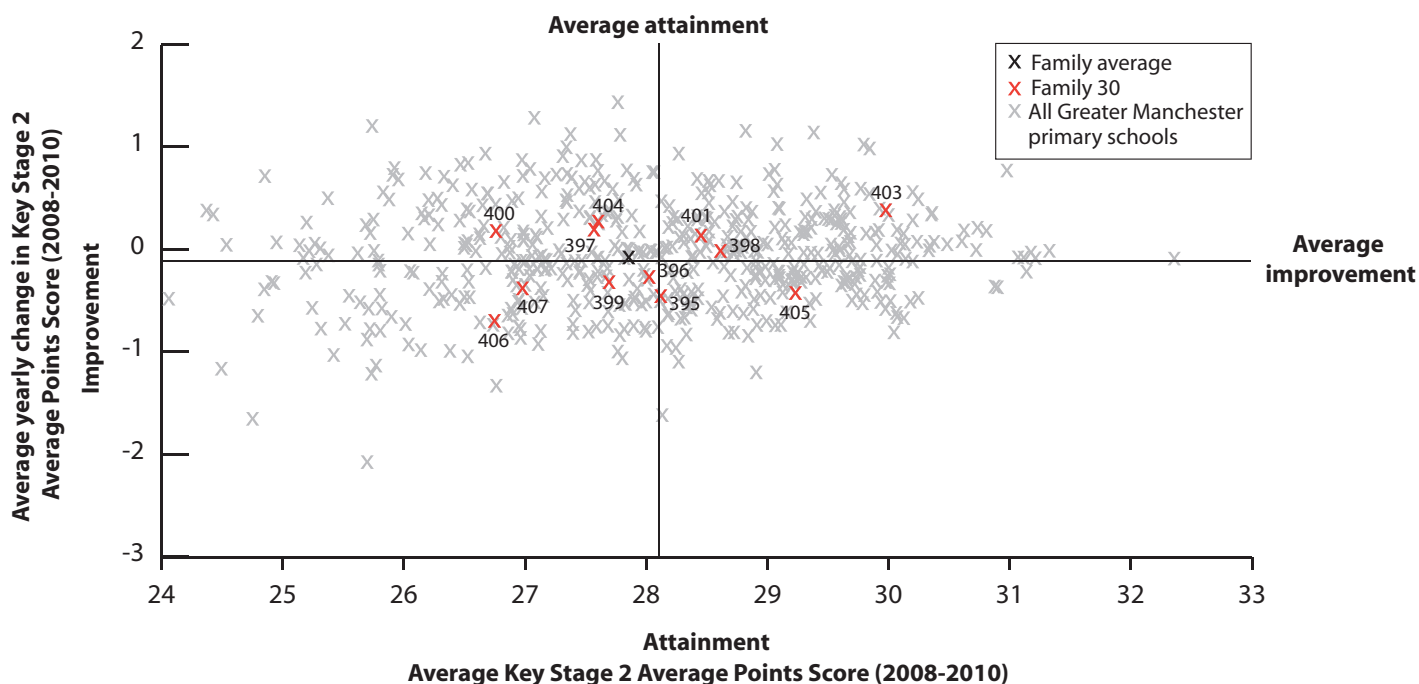
Vernon Park Primary School Stockport 407

Family 30 Averages & Totals

CHARACTERISTICS OF SCHOOLS AND THEIR PUPILS

School Designation	C	C	C	C	C	C	C	C	C	C	VA	VA	C	-		
Gender	M	M	M	M	M	M	M	M	M	M	M	M	M	M	-	
Number of full-time pupils	258	271	413	178	183	326	382	238	237	208	178	336	254	3462		
Boys as a percentage of full-time pupils	47	50	50	48	52	48	51	50	54	53	52	45	56	50		
Girls as a percentage of full-time pupils	53	50	50	52	48	52	49	50	46	47	48	55	44	50		
Prior Attainment band 2010	3	3	3	3	3	3	3	N/A	3	2	4	2	3	-		
Free School Meal (FSM) band 2010	3	5	3	4	5	4	5	5	4	5	4	4	5	-		
% of pupils known to be eligible for FSM 2010	9	28	14	18	27	21	24	28	14	25	20	18	32	21		
Percentage of all pupils of compulsory school age	White	White British	98	94	86	97	93	86	91	89	71	91	90	73	93	88
		Irish	0	0	0	0	0	0	0	1	0	0	1	4	1	1
		Any other White background	1	0	1	0	2	1	0	2	1	0	1	2	0	1
	Mixed	White and Black Caribbean	0	0	0	1	0	1	1	1	0	1	3	1	1	
		White and Black African	0	1	0	1	0	0	2	1	0	0	1	0	0	1
		White and Asian	0	1	0	1	0	2	0	1	1	0	0	0	1	1
	Other	Any other Mixed background	0	0	1	0	2	3	2	2	5	0	2	6	0	2
		Indian	0	0	0	0	0	0	1	0	1	0	0	1	0	0
		Pakistani	0	0	0	0	0	2	0	0	2	2	0	1	1	1
	Asian	Bangladeshi	0	0	7	0	1	0	0	0	0	4	0	0	0	1
		Any other Asian background	0	0	0	0	1	1	0	0	0	0	1	1	1	0
		Black Caribbean	0	0	0	0	0	0	0	0	0	0	1	2	0	0
	Black	Black African	0	1	0	1	0	3	2	1	0	1	0	5	1	1
		Any other Black background	0	1	0	0	1	1	0	0	0	0	0	1	0	0
		Chinese	0	0	0	0	0	0	1	0	1	0	0	0	0	0
Other	Any other ethnic group	0	1	0	0	1	0	0	0	1	0	1	1	2	1	
	Unclassified	0	0	3	1	1	0	0	1	14	0	2	0	0	1	
% of pupils with EAL	1	2	9	0	3	5	2	3	2	6	2	7	4	4		
% of pupils with SEN with statements or on SAP	9	10	4	8	6	4	5	8	11	8	11	8	13	8		
% of pupils with SEN supported at School Action	5	15	10	6	10	18	21	21	5	5	10	4	10	11		

PERFORMANCE MAP



KEY

On this page

- '/' = There are fewer than 5 pupils in this group
- 'N/A' = There are 0 pupils, data is not available or has been suppressed
- * = New Opener
- S = School's absence data may have been affected by severe weather conditions.

Buckton Vale Primary School **Tameside 395**

Corrie Primary School **Tameside 396**

Dowson Primary School **Tameside 397**

Hollingworth Primary School **Tameside 398**

Linden Road Primary School and Hearing Impaired Resource Base **Tameside 399**

Manchester Road Primary School **Tameside 400**

Manor Green Primary and Nursery School **Tameside 401**

North Reddish Junior School **Stockport 402**

Northenden Community School **Manchester 403**

Oakfield Primary and Moderate Learning Difficulties Resource Base **Tameside 404**

St John Fisher RC Primary School, Denton **Tameside 405**

St Mary's RC Primary School **Manchester 406**

Vernon Park Primary School **Stockport 407**

Family 30 Averages & Totals

SCHOOL ATTAINMENT DATA															
Key Stage 2 Average Points Score (all subjects)	2008	29	29	28	29	27	26	29	27	30	28	30	26	26	28
	2009	28	28	27	28	29	27	28	27	30	28	29	28	27	28
	2010	27	27	28	29	27	28	28	N/A	30	27	28	26	27	28
Key Stage 1-2 Contextual Value Added		100	100	100	101	101	101	101	N/A	103	101	100	100	100	101
% of 11 year olds in school for 4 years or more		95	85	82	94	94	83	85	70	87	87	84	75	73	84
% of 11 year olds in school for 2 years or more		100	92	98	97	97	95	93	86	97	97	88	88	96	94
Percentage total absence		5	5	5	6	6	6	5	6 (S)	4	5	5	6	7	5
Percentage persistent absence		1	1	2	1	3	3	2	2	1	0	1	3	4	2

BREAKDOWN OF ATTAINMENT DATA																
Key Stage 2 Average Points Score (all subjects)	FSM	All pupils not eligible for FSM	27	28	28	29	27	28	29	N/A	30	27	29	27	28	28
		All pupils eligible for FSM	-	25	26	-	-	27	26	N/A	-	24	-	23	25	25
	Girls	All girls	26	28	28	29	29	28	29	N/A	30	29	29	26	27	28
		All girls not eligible for FSM	27	28	28	29	29	28	29	N/A	30	29	29	25	26	28
		All girls eligible for FSM	-	26	-	-	-	28	-	N/A	-	-	-	-	-	27
	Boys	All boys	28	27	28	29	25	27	28	N/A	29	25	27	26	27	27
		All boys not eligible for FSM	28	28	28	30	26	27	28	N/A	30	26	28	28	30	28
		All boys eligible for FSM	-	24	-	-	-	-	25	N/A	-	24	-	21	23	23
	Ethnicity	White British pupils	27	27	28	29	27	27	28	N/A	29	27	28	26	27	28
		Indian pupils	N/A	N/A	N/A	N/A	N/A	N/A	N/A	N/A	N/A	N/A	N/A	-	N/A	-
		Pakistani pupils	N/A	N/A	N/A	N/A	N/A	-	N/A	N/A	-	-	N/A	N/A	N/A	-
		Bangladeshi pupils	N/A	N/A	27	N/A	N/A	N/A	N/A	N/A	N/A	N/A	N/A	N/A	N/A	27
		Black Caribbean pupils	N/A	N/A	N/A	N/A	N/A	N/A	N/A	N/A	N/A	N/A	-	-	N/A	-
		Black African pupils	N/A	N/A	N/A	N/A	N/A	N/A	-	N/A	-	N/A	N/A	-	N/A	-
	Mobility	Pupils in school for less than 2 years	N/A	-	-	-	-	-	-	N/A	-	-	-	20	-	20
		Pupils in school for 2 or more years	27	27	28	29	27	28	29	N/A	30	27	28	27	27	28
	SEN	Pupils with SEN supported at school action	-	24	N/A	-	25	25	27	N/A	-	-	-	21	-	25
		Pupils with SEN with statements or on School Action Plus	-	22	-	-	19	-	-	N/A	-	20	22	-	-	21
	EAL	Pupils with EAL	N/A	-	26	N/A	N/A	-	N/A	N/A	N/A	-	N/A	-	N/A	26
		Pupils without EAL	27	27	28	29	27	27	28	N/A	30	27	28	26	27	28

KEY STAGE 2 SUBJECT INFORMATION															
Combined English & Maths	Number	39	48	56	33	32	42	55	N/A	30	31	25	40	26	457
	% Level 4+	64	65	75	88	75	67	89	N/A	90	71	76	57	69	74
	% Level 5+	23	13	16	24	16	19	20	N/A	43	19	16	13	27	20
English	Number	39	48	56	33	32	42	55	N/A	30	31	25	40	26	457
	% Level 4+	69	83	95	97	75	81	91	N/A	93	81	84	75	81	84
	% Level 5+	31	42	34	42	19	26	31	N/A	43	23	20	20	46	32
Maths	Number	39	48	56	33	32	42	55	N/A	30	31	25	40	26	457
	% Level 4+	77	69	79	88	81	83	91	N/A	90	77	84	65	69	79
	% Level 5+	31	13	21	39	41	29	38	N/A	67	26	48	25	31	32

KEY

Local Authority (LA)

C = Community

F = Foundation

VA = Voluntary Aided

VC = Voluntary Controlled

* = New Opener

'N/A' = There are 0 pupils, data is not available or has been suppressed

B = Boys

G = Girls

M = Mixed

Christ Church CofE Primary School
Oldham **408**

Christ Church CofE Primary School,
Pennington **Wigan 409**

Crompton Primary School **Oldham 410**

Dane Bank Primary School **Tameside 411**

East Crompton St George's CofE School
Oldham **412**

Highfield Primary School **Trafford 413**

Holy Family Catholic Primary School
Trafford **414**

Meadowbank Primary School **Stockport 415**

Mersey Vale Primary School **Stockport 416**

Russell Scott Primary School **Tameside 417**

Sacred Heart Catholic Primary School Leigh
Wigan **418**

St Elizabeth's Church of England Primary
School **Stockport 419**

St Gabriel's Roman Catholic Primary School,
Rochdale **Rochdale 420**

St Hugh of Lincoln RC Primary School
Trafford **421**

St Mary's CofE Primary School **Tameside 422**

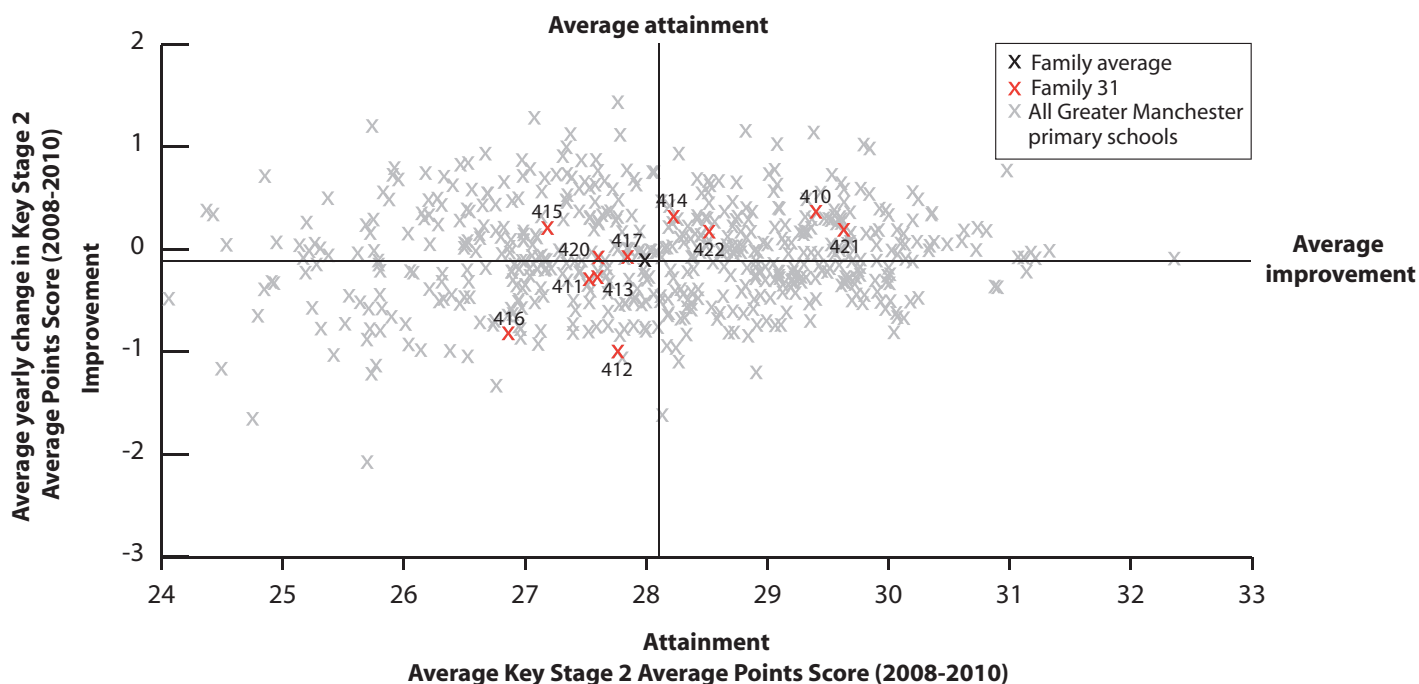
St Wilfrids Catholic Primary School
Wigan **423**

Family 31 Averages & Totals

CHARACTERISTICS OF SCHOOLS AND THEIR PUPILS

School Designation	VA	VA	C	C	VA	C	VA	C	C	C	VA	VC	VA	VA	VA	VA	-		
Gender	M	M	M	M	M	M	M	M	M	M	M	M	M	M	M	M	-		
Number of full-time pupils	271	181	206	196	146	248	219	283	181	331	287	204	176	244	214	210	3597		
Boys as a percentage of full-time pupils	52	56	50	54	53	56	54	55	58	48	49	49	44	49	44	50	51		
Girls as a percentage of full-time pupils	48	44	50	46	47	44	46	45	42	52	51	51	56	51	56	50	49		
Prior Attainment band 2010	N/A	N/A	3	3	3	3	3	3	3	3	N/A	N/A	4	3	3	N/A	-		
Free School Meal (FSM) band 2010	4	4	4	4	3	3	4	4	3	4	4	3	4	2	3	2	-		
% of pupils known to be eligible for FSM 2010	17	19	17	21	10	13	15	18	14	21	16	14	16	8	13	10	15		
Percentage of all pupils of compulsory school age	White	White British	82	93	76	89	92	83	84	87	25	94	83	91	85	89	90	95	84
		Irish	0	0	0	0	1	1	3	0	0	0	0	2	0	2	0	1	1
		Any other White background	0	1	0	2	0	0	3	1	2	0	4	0	11	1	0	1	2
	Mixed	White and Black Caribbean	3	1	1	1	0	5	2	1	1	0	1	0	0	1	1	0	1
		White and Black African	0	0	0	3	0	1	0	0	2	0	1	0	0	0	1	0	0
		White and Asian	2	0	0	1	2	0	1	0	2	0	1	1	0	0	1	0	1
	Asian	Any other Mixed background	1	1	1	2	1	2	1	1	2	0	1	3	0	1	0	1	1
		Indian	0	0	0	1	0	0	4	0	1	0	2	0	0	3	1	0	1
		Pakistani	4	1	3	0	0	4	1	1	54	1	1	0	0	0	1	0	4
	Black	Bangladeshi	2	0	16	1	0	0	0	1	6	1	0	0	0	0	0	0	2
		Any other Asian background	0	0	1	0	0	0	1	1	4	1	1	0	1	0	1	0	1
		Black Caribbean	1	0	1	0	1	2	0	0	0	0	1	0	1	0	0	0	0
	Other	Black African	1	2	0	0	1	0	1	0	1	0	2	0	3	0	1	0	1
		Any other Black background	0	0	0	1	0	0	0	0	0	0	0	0	0	1	0	0	0
		Chinese	1	1	0	1	0	0	1	1	0	1	1	0	0	0	0	1	1
Other	Any other ethnic group	1	1	0	0	0	0	0	1	2	1	3	0	0	1	0	0	1	
	Unclassified	0	1	0	0	2	0	1	2	0	1	1	0	0	0	2	0	1	
% of pupils with EAL	9	4	21	3	0	4	8	3	71	3	13	0	12	5	3	2	9		
% of pupils with SEN with statements or on SAP	8	20	10	4	12	8	15	13	6	5	9	12	10	4	7	5	9		
% of pupils with SEN supported at School Action	15	12	8	10	13	14	4	12	16	11	13	17	9	12	6	17	12		

PERFORMANCE MAP



KEY

On this page

- '/' = There are fewer than 5 pupils in this group
- 'N/A' = There are 0 pupils, data is not available or has been suppressed
- * = New Opener
- S = School's absence data may have been affected by severe weather conditions.

Christ Church CofE Primary School Oldham 408	Christ Church CofE Primary School, Pennington Wigan 409	Crompton Primary School Oldham 410	Dane Bank Primary School Tameside 411	East Crompton St George's CofE School Oldham 412	Highfield Primary School Trafford 413	Holy Family Catholic Primary School Trafford 414	Meadowbank Primary School Stockport 415	Mersey Vale Primary School Stockport 416	Russell Scott Primary School Tameside 417	Sacred Heart Catholic Primary School Leigh Wigan 418	St Elizabeth's Church of England Primary School Stockport 419	St Gabriel's Roman Catholic Primary School, Rochdale Rochdale 420	St Hugh of Lincoln RC Primary School Trafford 421	St Mary's CofE Primary School Tameside 422	St Wilfrids Catholic Primary School Wigan 423	Family 31 Averages & Totals
--	---	---	--	--	--	--	--	---	--	--	---	---	---	---	---	-----------------------------

SCHOOL ATTAINMENT DATA																		
Key Stage 2 Average Points Score (all subjects)	2008	28	28	30	28	28	27	29	27	27	27	27	28	28	29	29	30	28
	2009	30	28	29	28	28	28	28	27	27	28	28	27	28	30	27	28	28
	2010	N/A	N/A	29	27	26	27	28	28	27	28	N/A	N/A	27	30	29	N/A	28
Key Stage 1-2 Contextual Value Added	N/A	N/A	102	100	99	101	101	101	100	102	N/A	N/A	99	102	101	N/A	101	
% of 11 year olds in school for 4 years or more	89	88	89	67	93	90	83	89	78	97	90	86	81	91	84	84	87	
% of 11 year olds in school for 2 years or more	94	96	96	83	93	93	96	100	100	100	93	100	95	97	91	100	95	
Percentage total absence	5	5	4	5	4	5	5	5 (S)	7	4	4	4	5	5	5	4	5	
Percentage persistent absence	0	3	2	1	0	2	1	2	1	1	1	0	1	1	0	1	1	

BREAKDOWN OF ATTAINMENT DATA																			
Key Stage 2 Average Points Score (all subjects)	FSM	All pupils not eligible for FSM	N/A	N/A	29	27	27	28	29	28	27	29	N/A	N/A	27	30	29	N/A	28
		All pupils eligible for FSM	N/A	N/A	-	25	-	23	-	29	-	-	N/A	N/A	-	-	-	N/A	26
		Girls	All girls	N/A	N/A	30	28	26	28	32	29	27	30	N/A	N/A	31	31	29	N/A
	All girls not eligible for FSM		N/A	N/A	30	28	26	29	32	29	28	30	N/A	N/A	31	31	29	N/A	29
	All girls eligible for FSM		N/A	N/A	-	-	N/A	-	N/A	29	-	-	N/A	N/A	-	-	-	N/A	29
	Boys	All boys	N/A	N/A	29	26	26	26	27	27	26	27	N/A	N/A	25	28	28	N/A	27
		All boys not eligible for FSM	N/A	N/A	29	26	27	27	27	27	26	27	N/A	N/A	25	29	28	N/A	27
		All boys eligible for FSM	N/A	N/A	-	-	-	-	-	-	-	-	N/A	N/A	-	-	N/A	N/A	-
	Ethnicity	White British pupils	N/A	N/A	30	27	26	27	28	28	26	28	N/A	N/A	29	30	29	N/A	28
		Indian pupils	N/A	N/A	N/A	-	N/A	N/A	N/A	N/A	N/A	N/A	N/A	N/A	N/A	-	N/A	-	-
		Pakistani pupils	N/A	N/A	-	N/A	N/A	-	-	N/A	26	N/A	N/A	N/A	N/A	N/A	N/A	N/A	26
		Bangladeshi pupils	N/A	N/A	-	N/A	N/A	N/A	N/A	N/A	-	N/A	N/A	N/A	N/A	N/A	N/A	N/A	-
		Black Caribbean pupils	N/A	N/A	N/A	N/A	N/A	-	N/A	N/A	N/A	N/A	N/A	N/A	N/A	N/A	N/A	N/A	-
	Mobility	Black African pupils	N/A	N/A	N/A	N/A	N/A	N/A	N/A	N/A	N/A	N/A	N/A	N/A	-	N/A	N/A	N/A	-
		Pupils in school for less than 2 years	N/A	N/A	-	25	-	-	-	N/A	N/A	N/A	N/A	N/A	-	-	-	N/A	25
	SEN	Pupils in school for 2 or more years	N/A	N/A	29	27	26	27	29	28	27	28	N/A	N/A	28	30	29	N/A	28
		Pupils with SEN supported at school action	N/A	N/A	N/A	-	-	24	-	-	-	26	N/A	N/A	-	-	N/A	N/A	25
	EAL	Pupils with SEN with statements or on School Action Plus	N/A	N/A	27	-	-	22	25	-	-	-	N/A	N/A	-	-	23	N/A	24
		Pupils with EAL	N/A	N/A	-	-	N/A	-	-	-	27	-	N/A	N/A	-	-	-	N/A	27
		Pupils without EAL	N/A	N/A	29	26	26	27	28	28	26	28	N/A	N/A	29	30	29	N/A	28

KEY STAGE 2 SUBJECT INFORMATION																		
Combined English & Maths	Number	N/A	N/A	28	30	29	40	23	35	23	32	N/A	N/A	21	32	32	N/A	325
	% Level 4+	N/A	N/A	89	60	66	65	70	89	83	75	N/A	N/A	62	94	81	N/A	76
	% Level 5+	N/A	N/A	36	13	3	20	30	23	9	34	N/A	N/A	33	31	22	N/A	23
English	Number	N/A	N/A	28	30	29	40	23	35	23	32	N/A	N/A	21	32	32	N/A	325
	% Level 4+	N/A	N/A	89	80	79	75	83	91	87	88	N/A	N/A	67	94	84	N/A	84
	% Level 5+	N/A	N/A	36	23	14	30	43	40	22	41	N/A	N/A	43	53	50	N/A	36
Maths	Number	N/A	N/A	28	30	29	40	23	35	23	32	N/A	N/A	21	32	32	N/A	325
	% Level 4+	N/A	N/A	96	67	69	68	83	89	83	78	N/A	N/A	76	97	88	N/A	81
	% Level 5+	N/A	N/A	50	17	17	30	35	37	17	38	N/A	N/A	38	44	31	N/A	32

KEY

Local Authority (LA)

- C = Community
- F = Foundation
- VA = Voluntary Aided
- VC = Voluntary Controlled
- * = New Opener
- 'N/A' = There are 0 pupils, data is not available or has been suppressed
- B = Boys
- G = Girls
- M = Mixed

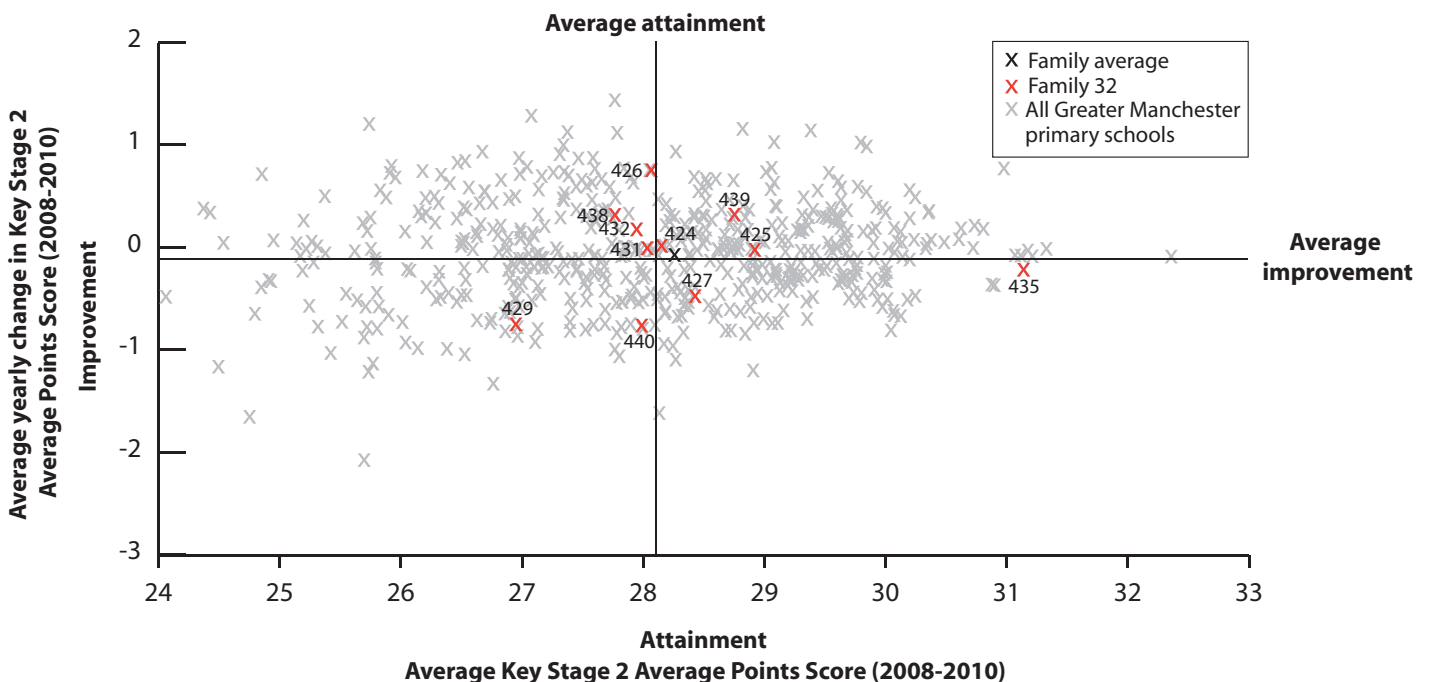
- Abram CofE Primary School **Wigan 424**
- Blackshaw Primary School **Bolton 425**
- Butterstile Primary School **Bury 426**
- Cam's Lane Primary School **Bury 427**
- Clarendon Road Community Primary School **Salford 428**
- Grosvenor Road Primary School **Salford 429**
- Holy Cross and All Saints RC Primary School **Salford 430**
- Mesne Lea Primary School **Salford 431**
- Moorside Primary School **Tameside 432**
- Parochial CofE Primary and Nursery School, Ashton-under-Lyne **Tameside 433**
- St Catherine's CofE Primary School **Bolton 434**
- St Gilbert's RC Primary School **Salford 435**
- St John's CofE Primary School **Salford 436**
- St Joseph's Stockport Catholic Primary School **Stockport 437**
- St Paul's CofE Primary School **Salford 438**
- St Stephen's RC Primary School **Tameside 439**
- Woodbank Primary School **Bury 440**

Family 32 Averages & Totals

CHARACTERISTICS OF SCHOOLS AND THEIR PUPILS

School Designation	VA	C	C	C	C	C	VA	C	C	VC	VA	VA	VC	VA	VC	VA	C	-		
Gender	M	M	M	M	M	M	M	M	M	M	M	M	M	M	M	M	M	M	-	
Number of full-time pupils	220	200	309	184	299	378	235	217	375	194	202	236	214	108	166	344	263	4144		
Boys as a percentage of full-time pupils	53	51	50	56	52	53	50	52	50	45	59	50	48	42	55	49	58	52		
Girls as a percentage of full-time pupils	47	49	50	44	48	47	50	48	50	55	41	50	52	58	45	51	42	48		
Prior Attainment band 2010	3	3	4	3	1	2	N/A	3	3	N/A	N/A	3	1	1	3	3	3	-		
Free School Meal (FSM) band 2010	4	4	4	3	5	5	5	4	4	3	4	4	5	3	5	3	4	-		
% of pupils known to be eligible for FSM 2010	18	18	20	13	23	30	23	17	15	14	16	21	23	13	28	14	18	19		
Percentage of all pupils of compulsory school age	White	White British	97	93	70	86	75	87	84	85	93	79	94	89	90	86	71	92	87	86
		Irish	0	0	0	0	0	0	1	0	0	0	1	0	1	0	2	0	0	
		Any other White background	0	0	3	1	6	3	5	0	0	2	0	5	1	2	14	3	0	2
	Mixed	White and Black Caribbean	1	1	4	2	1	0	0	1	0	2	0	1	2	2	0	0	0	1
		White and Black African	0	1	1	1	0	0	0	1	0	0	0	1	2	1	1	1	0	
		White and Asian	0	1	1	1	1	0	0	0	0	1	0	0	1	0	1	0	2	1
	Asian	Any other Mixed background	0	2	1	1	3	3	1	3	3	0	3	2	1	0	1	1	0	2
		Indian	0	1	4	2	3	0	1	2	1	3	0	1	0	3	0	0	1	
		Pakistani	0	2	6	3	3	0	1	0	1	11	0	0	0	1	0	7	2	
		Bangladeshi	0	0	0	0	1	0	0	1	0	2	0	0	0	0	0	0	0	
	Black	Any other Asian background	0	0	2	1	0	1	0	0	1	0	0	0	0	0	0	0	0	
		Black Caribbean	0	0	0	0	1	0	0	0	1	0	0	0	1	0	0	0	0	
		Black African	0	1	2	0	2	0	0	0	0	1	0	0	1	6	3	1	0	1
	Other	Any other Black background	0	0	0	1	0	3	0	0	0	0	0	1	1	1	0	0	0	
		Chinese	0	0	3	1	0	0	0	0	1	0	0	1	0	0	0	1	0	
Any other ethnic group		2	0	0	0	3	2	3	1	0	0	0	0	0	3	0	2	1		
Unclassified	0	0	4	3	2	0	0	6	0	0	0	2	0	0	0	0	0	1		
% of pupils with EAL	2	3	21	7	14	8	12	5	2	18	1	2	3	7	24	4	8	8		
% of pupils with SEN with statements or on SAP	5	4	5	8	9	8	3	5	4	3	6	6	9	10	8	3	9	6		
% of pupils with SEN supported at School Action	5	7	13	10	6	22	7	11	14	12	8	10	9	20	4	8	9	11		

PERFORMANCE MAP



KEY

On this page

- '/' = There are fewer than 5 pupils in this group
- 'N/A' = There are 0 pupils, data is not available or has been suppressed
- * = New Opener
- S = School's absence data may have been affected by severe weather conditions.

Abram CoFE Primary School Wigan 424	Blackshaw Primary School Bolton 425	Butterstile Primary School Bury 426	Cams Lane Primary School Bury 427	Clarendon Road Community Primary School Salford 428	Grosvenor Road Primary School Salford 429	Holy Cross and All Saints RC Primary School Salford 430	Mesne Lea Primary School Salford 431	Moorside Primary School Tameside 432	Parochial CoFE Primary and Nursery School, Ashton-under-Lyne Tameside 433	St Catherine's CoFE Primary School Bolton 434	St Gilbert's RC Primary School Salford 435	St John's CoFE Primary School Salford 436	St Joseph's Stockport Catholic Primary School Stockport 437	St Paul's CoFE Primary School Salford 438	St Stephen's RC Primary School Tameside 439	Woodbank Primary School Bury 440	Family 32 Averages & Totals
--	--	--	--	--	--	--	---	---	--	--	---	--	--	--	--	---	-----------------------------

SCHOOL ATTAINMENT DATA																		
Key Stage 2 Average Points Score (all subjects)	2008	29	30	27	29	28	28	27	29	27	28	25	31	27	28	29	29	28
	2009	28	29	29	28	27	27	29	27	28	27	29	32	25	28	27	29	28
	2010	28	28	29	29	N/A	25	N/A	28	29	N/A	N/A	30	N/A	N/A	28	28	27
Key Stage 1-2 Contextual Value Added	100	101	100	101	N/A	100	N/A	100	101	N/A	N/A	103	N/A	N/A	101	101	99	101
% of 11 year olds in school for 4 years or more	88	96	78	82	79	88	97	88	93	81	97	97	87	100	79	98	89	89
% of 11 year olds in school for 2 years or more	94	96	85	91	91	90	100	98	96	88	100	100	97	100	95	100	95	95
Percentage total absence	6	4	5	5	7	6	6	5	4	5	5	5	6	6	6	5	5	5
Percentage persistent absence	3	2	1	2	3	4	2	1	1	1	1	0	1	3	1	1	1	2

BREAKDOWN OF ATTAINMENT DATA																					
Key Stage 2 Average Points Score (all subjects)	FSM	All pupils not eligible for FSM	29	28	29	29	N/A	26	N/A	28	29	N/A	N/A	31	N/A	N/A	28	28	27	28	
		All pupils eligible for FSM	26	-	28	-	N/A	23	N/A	27	28	N/A	N/A	29	N/A	N/A	-	-	23	26	
	Girls	All girls	29	29	29	29	N/A	25	N/A	29	29	N/A	N/A	31	N/A	N/A	29	28	26	28	
		All girls not eligible for FSM	29	29	29	30	N/A	26	N/A	29	29	N/A	N/A	31	N/A	N/A	29	28	27	28	
		All girls eligible for FSM	-	-	-	-	N/A	23	N/A	27	-	N/A	N/A	-	N/A	N/A	-	-	-	24	
	Boys	All boys	28	26	29	28	N/A	26	N/A	27	28	N/A	N/A	30	N/A	N/A	27	28	27	27	
		All boys not eligible for FSM	29	25	29	28	N/A	27	N/A	27	28	N/A	N/A	30	N/A	N/A	28	28	27	28	
		All boys eligible for FSM	24	-	28	N/A	N/A	23	N/A	-	-	N/A	N/A	-	N/A	N/A	-	-	-	25	
	Ethnicity	White British pupils	28	28	29	29	N/A	25	N/A	28	29	N/A	N/A	30	N/A	N/A	28	28	27	28	
		Indian pupils	N/A	-	N/A	N/A	N/A	N/A	N/A	N/A	N/A	N/A	N/A	N/A	N/A	N/A	N/A	N/A	N/A	-	
		Pakistani pupils	N/A	N/A	-	-	N/A	N/A	N/A	N/A	-	N/A	N/A	N/A	N/A	N/A	-	N/A	24	24	
		Bangladeshi pupils	N/A	N/A	N/A	N/A	N/A	N/A	N/A	N/A	N/A	N/A	N/A	N/A	N/A	N/A	N/A	N/A	N/A	N/A	
		Black Caribbean pupils	N/A	N/A	-	N/A	N/A	N/A	N/A	N/A	N/A	N/A	N/A	N/A	N/A	N/A	N/A	N/A	N/A	-	
	Mobility	Black African pupils	N/A	N/A	-	N/A	N/A	N/A	N/A	N/A	N/A	N/A	N/A	N/A	N/A	N/A	-	N/A	N/A	-	
		Pupils in school for less than 2 years	-	-	28	-	N/A	24	N/A	-	-	N/A	N/A	N/A	N/A	N/A	-	N/A	-	26	
	SEN	Pupils in school for 2 or more years	29	28	29	29	N/A	25	N/A	28	29	N/A	N/A	30	N/A	N/A	28	28	27	28	
		Pupils with SEN supported at school action	-	-	28	-	N/A	21	N/A	-	-	N/A	N/A	-	N/A	N/A	-	-	21	23	
	EAL	Pupils with SEN with statements or on School Action Plus	-	-	-	-	N/A	21	N/A	-	-	N/A	N/A	28	N/A	N/A	-	-	-	22	
		Pupils with EAL	N/A	-	30	-	N/A	-	N/A	N/A	N/A	N/A	N/A	N/A	N/A	N/A	-	-	24	27	
			Pupils without EAL	28	28	28	29	N/A	25	N/A	28	29	N/A	N/A	30	N/A	N/A	28	28	27	28

KEY STAGE 2 SUBJECT INFORMATION																			
Combined English & Maths	Number	32	27	46	22	N/A	60	N/A	49	46	N/A	N/A	29	N/A	N/A	19	47	38	415
	% Level 4+	81	85	89	73	N/A	53	N/A	71	89	N/A	N/A	93	N/A	N/A	68	72	66	75
	% Level 5+	25	26	24	27	N/A	12	N/A	16	24	N/A	N/A	48	N/A	N/A	21	19	24	23
English	Number	32	27	46	22	N/A	60	N/A	49	46	N/A	N/A	29	N/A	N/A	19	47	38	415
	% Level 4+	88	85	89	77	N/A	60	N/A	84	91	N/A	N/A	97	N/A	N/A	89	85	79	83
	% Level 5+	25	26	24	27	N/A	13	N/A	39	39	N/A	N/A	55	N/A	N/A	37	36	34	31
Maths	Number	32	27	46	22	N/A	60	N/A	49	46	N/A	N/A	29	N/A	N/A	19	47	38	415
	% Level 4+	81	89	93	82	N/A	67	N/A	78	93	N/A	N/A	97	N/A	N/A	74	74	66	80
	% Level 5+	56	37	46	64	N/A	25	N/A	29	37	N/A	N/A	59	N/A	N/A	32	30	24	37

KEY

Local Authority (LA)

C = Community

F = Foundation

VA = Voluntary Aided

VC = Voluntary Controlled

* = New Opener

'N/A' = There are 0 pupils, data is not available or has been suppressed

B = Boys

G = Girls

M = Mixed

Alkington Primary School Rochdale 441

Beal Vale Primary School Oldham 442

Caldershaw Primary School Rochdale 443

Gorse Hill Primary School Trafford 444

Hey-with-Zion Primary School Oldham 445

Hollins Grundy Primary School Bury 446

Irlam Endowed Primary School Salford 447

Milnrow Parish Church of England Primary School Rochdale 448

Our Lady and St Paul's Roman Catholic Primary School, Heywood Rochdale 449

Park View Primary School Bury 450

St Anne's CofE (Aided) Primary School Oldham 451

St Edward's Church of England Primary School Rochdale 452

St Gabriel's Church of England Primary School Rochdale 453

St Herbert's RC School Oldham 454

St John Fisher Roman Catholic Primary School, Rochdale Rochdale 455

St Joseph's Roman Catholic Primary School, Rochdale Rochdale 456

St Peter's Church of England Primary School Bury 457

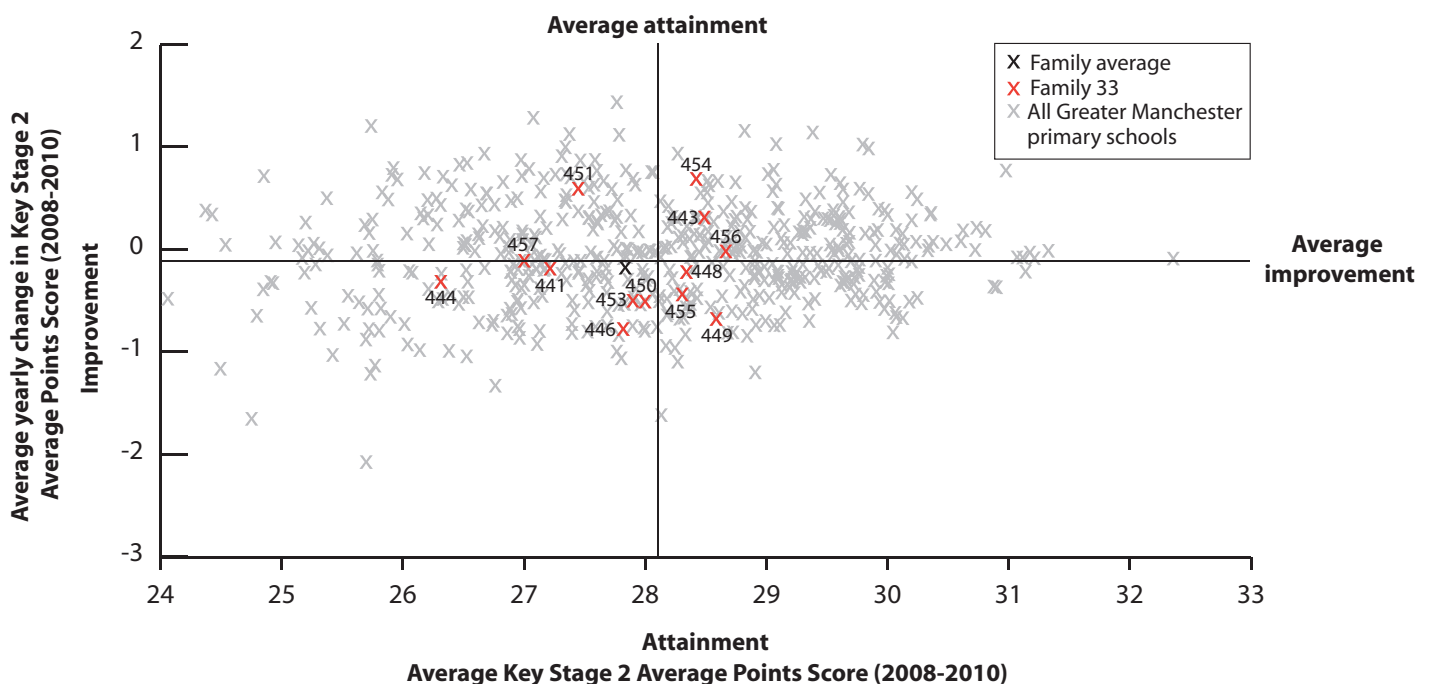
St Thomas' Leesfield CofE Primary School Oldham 458

Family 33 Averages & Totals

CHARACTERISTICS OF SCHOOLS AND THEIR PUPILS

School Designation	C	C	C	C	VC	C	VC	VA	VA	C	VA	VC	VC	VA	VA	VA	VC	VA	-		
Gender	M	M	M	M	M	M	M	M	M	M	M	M	M	M	M	M	M	M	M	-	
Number of full-time pupils	395	165	196	251	245	205	237	168	204	407	262	332	171	289	205	295	237	184	4448		
Boys as a percentage of full-time pupils	50	52	52	41	56	48	49	52	53	54	51	55	53	53	56	47	43	51	51		
Girls as a percentage of full-time pupils	50	48	48	59	44	52	51	48	47	46	49	45	47	47	44	53	57	49	49		
Prior Attainment band 2010	3	1	3	3	1	3	1	3	3	3	4	N/A	3	3	2	3	3	N/A	-		
Free School Meal (FSM) band 2010	4	5	3	4	4	3	5	5	4	4	3	5	5	4	4	4	5	4	-		
% of pupils known to be eligible for FSM 2010	17	24	12	22	15	11	22	22	15	18	10	27	37	15	17	17	23	17	19		
Percentage of all pupils of compulsory school age	White	White British	91	80	77	57	69	92	96	93	89	71	76	83	89	87	78	95	59	89	81
		Irish	0	0	0	0	0	0	0	0	0	0	0	0	1	0	0	0	0	0	0
		Any other White background	1	0	1	3	0	0	0	1	1	2	0	1	0	2	4	2	0	0	1
	Mixed	White and Black Caribbean	1	0	0	2	0	0	0	3	2	3	0	2	1	0	0	2	1	1	
		White and Black African	1	0	0	1	1	0	0	0	1	0	0	0	0	0	0	0	1	0	
		White and Asian	1	0	3	1	0	2	0	1	1	0	1	1	1	0	0	0	1	1	
	Asian	Any other Mixed background	1	4	0	4	1	0	2	0	1	1	0	2	3	0	0	2	1	1	
		Indian	0	0	0	5	0	1	0	0	3	1	1	0	0	0	1	0	0	1	
		Pakistani	1	2	19	12	6	2	1	1	0	10	3	6	1	1	0	0	25	2	5
	Black	Bangladeshi	0	9	0	1	0	0	0	0	0	11	0	0	3	0	0	1	0	1	
		Any other Asian background	1	1	1	1	2	0	0	1	0	2	0	3	0	1	0	2	2	1	
		Black Caribbean	0	1	0	4	0	0	0	0	0	0	0	0	0	0	0	0	0	0	
	Other	Black African	1	0	0	3	0	0	0	0	1	1	4	2	0	2	1	0	0	1	
		Any other Black background	0	0	0	3	0	0	0	0	2	0	0	0	0	0	0	1	0	0	
		Chinese	1	1	0	1	1	0	0	1	0	0	0	0	0	0	0	0	1	0	
Other	Any other ethnic group	1	2	0	2	0	0	1	0	3	1	1	0	1	0	0	1	1	1		
	Unclassified	1	0	0	0	19	0	1	3	0	1	0	2	0	14	0	6	3	3		
% of pupils with EAL	3	16	15	23	9	2	2	1	4	14	18	13	3	7	7	4	30	1	10		
% of pupils with SEN with statements or on SAP	5	6	9	10	2	8	9	5	4	5	5	5	7	7	13	6	9	5	6		
% of pupils with SEN supported at School Action	8	15	8	6	15	13	7	5	16	6	9	17	8	9	11	13	10	6	10		

PERFORMANCE MAP



KEY

On this page

- '/' = There are fewer than 5 pupils in this group
- 'N/A' = There are 0 pupils, data is not available or has been suppressed
- * = New Opener
- S = School's absence data may have been affected by severe weather conditions.

Alkington Primary School Rochdale 441
 Beal Vale Primary School Oldham 442
 Caldershaw Primary School Rochdale 443
 Gorse Hill Primary School Trafford 444
 Hey-with-Zion Primary School Oldham 445
 Hollins Grundy Primary School Bury 446
 Irlam Endowed Primary School Salford 447
 Milnrow Parish Church of England Primary School Rochdale 448
 Our Lady and St Paul's Roman Catholic Primary School, Heywood Rochdale 449
 Park View Primary School Bury 450
 St Anne's CofE (Aided) Primary School Oldham 451
 St Edward's Church of England Primary School Rochdale 452
 St Gabriel's Church of England Primary School Rochdale 453
 St Herbert's RC School Oldham 454
 St John Fisher Roman Catholic Primary School, Rochdale Rochdale 455
 St Joseph's Roman Catholic Primary School, Rochdale Rochdale 456
 St Peter's Church of England Primary School Bury 457
 St Thomas' Leesfield CofE Primary School Oldham 458
 Family 33 Averages & Totals

SCHOOL ATTAINMENT DATA																				
Key Stage 2 Average Points Score (all subjects)	2008	27	26	29	27	30	29	26	28	29	28	27	26	27	28	29	29	28	27	28
	2009	28	28	28	26	29	28	29	29	29	28	27	28	29	29	28	29	27	27	28
	2010	27	N/A	29	26	N/A	27	N/A	27	27	27	29	N/A	27	29	28	28	26	N/A	27
Key Stage 1-2 Contextual Value Added	100	N/A	102	100	N/A	99	N/A	100	100	100	101	N/A	100	102	102	100	100	N/A	101	
% of 11 year olds in school for 4 years or more	67	80	87	76	94	88	87	86	100	85	90	84	77	83	93	83	75	80	83	
% of 11 year olds in school for 2 years or more	95	92	91	97	100	94	100	100	100	86	94	100	92	100	100	93	97	87	95	
Percentage total absence	6	7 (S)	6	7	5	5	5	4	6	6	6 (S)	5	6	5	6	6	7	6	6	
Percentage persistent absence	3	4	3	3	1	2	3	1	2	3	2	1	3	0	1	3	4	4	2	

BREAKDOWN OF ATTAINMENT DATA																					
Key Stage 2 Average Points Score (all subjects)	FSM	All pupils not eligible for FSM	27	N/A	30	26	N/A	27	N/A	27	28	28	29	N/A	27	29	28	27	N/A	28	
		All pupils eligible for FSM	26	N/A	28	24	N/A	-	N/A	26	22	24	-	N/A	26	26	-	25	25	N/A	25
	Girls	All girls	28	N/A	30	26	N/A	27	N/A	27	27	27	29	N/A	28	30	28	28	26	N/A	28
		All girls not eligible for FSM	28	N/A	31	26	N/A	27	N/A	27	27	28	29	N/A	29	30	29	29	27	N/A	28
		All girls eligible for FSM	26	N/A	-	-	N/A	-	N/A	-	-	25	-	N/A	-	-	-	-	-	N/A	26
	Boys	All boys	27	N/A	28	26	N/A	26	N/A	27	27	28	30	N/A	26	28	27	28	27	N/A	27
		All boys not eligible for FSM	27	N/A	28	27	N/A	26	N/A	28	29	28	30	N/A	25	28	27	28	27	N/A	27
		All boys eligible for FSM	-	N/A	-	-	N/A	-	N/A	-	-	-	-	N/A	-	26	-	-	-	N/A	25
	Ethnicity	White British pupils	27	N/A	30	26	N/A	27	N/A	27	27	27	30	N/A	27	29	28	28	27	N/A	27
		Indian pupils	N/A	N/A	N/A	N/A	N/A	N/A	N/A	N/A	N/A	-	N/A	N/A	N/A	N/A	N/A	N/A	N/A	N/A	-
		Pakistani pupils	N/A	N/A	-	27	N/A	-	N/A	N/A	N/A	-	-	N/A	N/A	-	N/A	N/A	24	N/A	25
		Bangladeshi pupils	N/A	N/A	N/A	-	N/A	N/A	N/A	N/A	N/A	-	N/A	N/A	N/A	-	N/A	N/A	N/A	N/A	-
		Black Caribbean pupils	N/A	N/A	N/A	N/A	N/A	N/A	N/A	N/A	N/A	N/A	N/A	N/A	N/A	N/A	N/A	N/A	N/A	N/A	N/A
		Black African pupils	-	N/A	N/A	-	N/A	N/A	N/A	N/A	N/A	N/A	N/A	N/A	N/A	N/A	N/A	N/A	N/A	N/A	-
	Mobility	Pupils in school for less than 2 years	-	N/A	-	-	N/A	-	N/A	N/A	N/A	27	-	N/A	-	N/A	N/A	-	-	N/A	27
		Pupils in school for 2 or more years	27	N/A	29	26	N/A	27	N/A	27	27	27	29	N/A	27	29	28	28	26	N/A	27
	SEN	Pupils with SEN supported at school action	22	N/A	-	25	N/A	-	N/A	-	22	24	-	N/A	-	27	26	23	26	N/A	24
		Pupils with SEN with statements or on School Action Plus	-	N/A	-	21	N/A	-	N/A	-	-	22	-	N/A	-	23	-	25	-	N/A	22
	EAL	Pupils with EAL	-	N/A	-	24	N/A	-	N/A	N/A	N/A	-	26	N/A	N/A	24	-	-	24	N/A	24
		Pupils without EAL	27	N/A	30	27	N/A	27	N/A	27	27	27	30	N/A	27	29	28	28	27	N/A	27

KEY STAGE 2 SUBJECT INFORMATION																				
Combined English & Maths	Number	76	N/A	23	33	N/A	32	N/A	28	39	59	31	N/A	26	40	30	46	32	N/A	495
	% Level 4+	70	N/A	87	45	N/A	66	N/A	82	69	69	94	N/A	73	80	77	80	69	N/A	73
	% Level 5+	20	N/A	30	21	N/A	16	N/A	7	23	22	23	N/A	15	35	13	17	13	N/A	20
English	Number	76	N/A	23	33	N/A	32	N/A	28	39	59	31	N/A	26	40	30	46	32	N/A	495
	% Level 4+	80	N/A	87	67	N/A	75	N/A	86	74	80	94	N/A	77	85	83	91	81	N/A	81
	% Level 5+	25	N/A	39	24	N/A	28	N/A	11	26	31	26	N/A	35	48	27	26	19	N/A	28
Maths	Number	76	N/A	23	33	N/A	32	N/A	28	39	59	31	N/A	26	40	30	46	32	N/A	495
	% Level 4+	75	N/A	100	61	N/A	69	N/A	86	77	73	100	N/A	77	83	83	80	75	N/A	79
	% Level 5+	30	N/A	52	33	N/A	19	N/A	25	33	31	55	N/A	15	48	20	28	22	N/A	32

KEY

Local Authority (LA)

C = Community

F = Foundation

VA = Voluntary Aided

VC = Voluntary Controlled

* = New Opener

'N/A' = There are 0 pupils, data is not available or has been suppressed

B = Boys

G = Girls

M = Mixed

Alma Park Primary School **Manchester 459**

Brennall Primary School **Salford 460**

Clarendon Primary School **Bolton 461**

Haslam Park Primary School **Bolton 462**

Mather Street Primary School **Oldham 463**

Pikes Lane Primary School **Bolton 464**

Sedgley Park Community Primary School **Bury 465**

St Matthew's CofE Primary School, Bolton **Bolton 466**

St Paul's CofE Primary School, Astley Bridge **Bolton 467**

St Thomas CofE Primary School, Halliwell **Bolton 468**

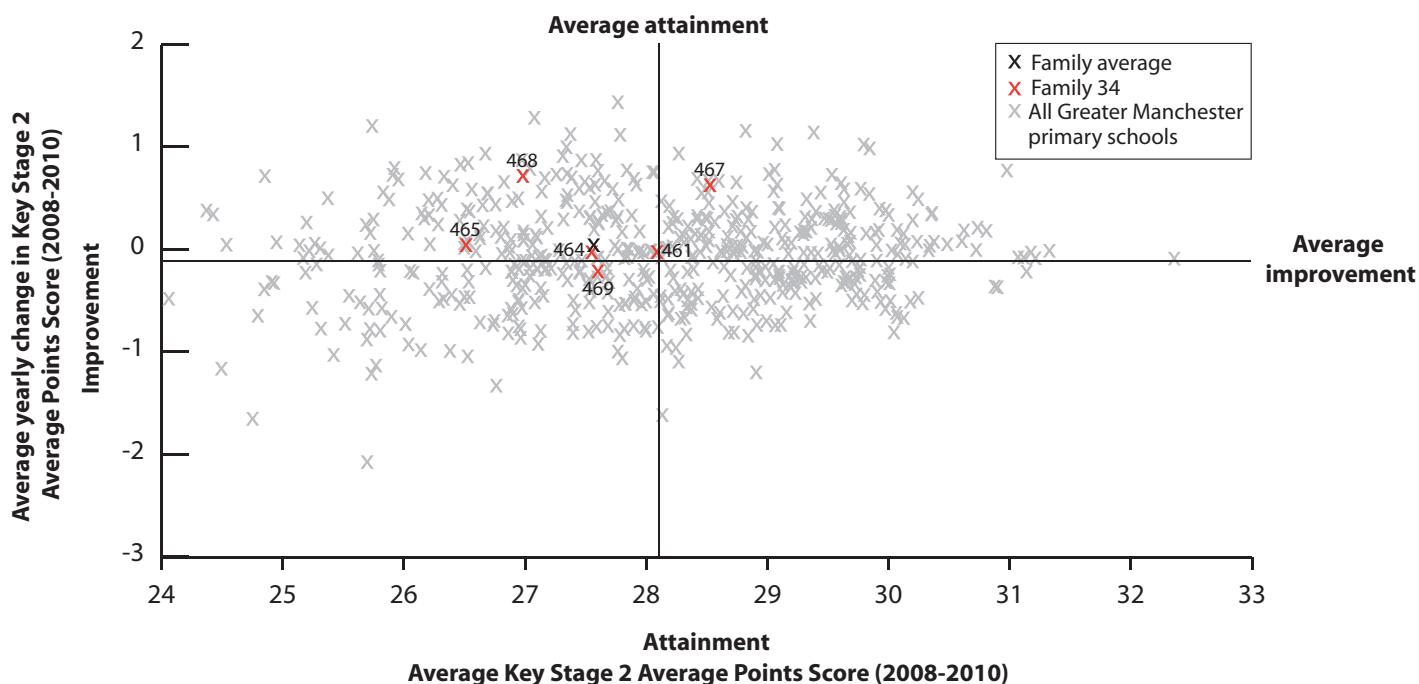
The Valley Community Primary School **Bolton 469**

Family 34 Averages & Totals

CHARACTERISTICS OF SCHOOLS AND THEIR PUPILS

School Designation	C	C	C	C	C	C	C	VC	VC	VA	C	-		
Gender	M	M	M	M	M	M	M	M	M	M	M	-		
Number of full-time pupils	480	192	368	220	186	321	244	214	202	266	413	3106		
Boys as a percentage of full-time pupils	51	57	52	50	51	53	48	47	59	55	46	51		
Girls as a percentage of full-time pupils	49	43	48	50	49	47	52	53	41	45	54	49		
Prior Attainment band 2010	1	1	3	1	2	3	3	1	3	3	3	-		
Free School Meal (FSM) band 2010	5	6	4	5	6	4	4	5	5	5	4	-		
% of pupils known to be eligible for FSM 2010	22	39	23	23	39	24	17	36	22	26	19	25		
Percentage of all pupils of compulsory school age	White	White British	20	33	3	23	89	0	8	35	30	47	1	21
		Irish	0	0	0	0	0	0	0	0	0	0	0	0
		Any other White background	5	18	2	2	1	1	7	4	2	2	0	3
	Mixed	White and Black Caribbean	4	1	0	0	4	0	2	0	0	1	0	1
		White and Black African	1	1	0	0	1	0	1	0	0	0	0	0
		White and Asian	2	1	4	4	1	1	1	0	1	4	0	2
	Asian	Any other Mixed background	3	7	1	0	1	0	3	0	2	0	0	1
		Indian	2	8	55	43	0	59	9	38	53	36	78	38
		Pakistani	46	13	23	15	1	19	62	14	5	6	16	22
		Bangladeshi	6	0	0	1	0	5	0	0	2	0	0	2
	Black	Any other Asian background	1	3	3	0	1	1	1	2	0	0	1	1
		Black Caribbean	2	0	0	1	0	0	1	0	0	0	0	0
		Black African	4	8	5	7	2	10	2	4	1	2	2	4
	Other	Any other Black background	1	1	1	1	0	0	0	0	0	1	0	1
		Chinese	0	0	0	0	2	0	1	0	0	0	0	0
Any other ethnic group		3	4	2	1	0	3	2	2	2	0	1	2	
Unclassified	0	2	1	1	0	0	0	0	0	0	0	0		
% of pupils with EAL	63	47	86	74	5	98	83	64	65	47	97	71		
% of pupils with SEN with statements or on SAP	8	8	4	9	13	2	4	5	9	8	3	6		
% of pupils with SEN supported at School Action	17	10	11	10	29	10	5	17	21	13	5	12		

PERFORMANCE MAP



KEY

On this page

- '/' = There are fewer than 5 pupils in this group
- 'N/A' = There are 0 pupils, data is not available or has been suppressed
- * = New Opener
- S = School's absence data may have been affected by severe weather conditions.

Alma Park Primary School **Manchester 459**

Brennall Primary School **Salford 460**

Clarendon Primary School **Bolton 461**

Haslam Park Primary School **Bolton 462**

Mather Street Primary School **Oldham 463**

Pikes Lane Primary School **Bolton 464**

Sedgley Park Community Primary School **Bury 465**

St Matthew's CofE Primary School, Bolton **Bolton 466**

St Paul's CofE Primary School, Astley Bridge **Bolton 467**

St Thomas CofE Primary School, Halliwell **Bolton 468**

The Valley Community Primary School **Bolton 469**

Family 34 Averages & Totals

SCHOOL ATTAINMENT DATA													
Key Stage 2 Average Points Score (all subjects)	2008	27	26	29	29	28	27	26	27	28	26	28	27
	2009	29	27	28	27	27	28	26	28	28	27	28	28
	2010	N/A	N/A	27	N/A	N/A	28	28	N/A	30	28	28	28
Key Stage 1-2 Contextual Value Added	N/A	N/A	100	N/A	N/A	100	100	N/A	102	101	99	100	
% of 11 year olds in school for 4 years or more	84	71	69	87	87	80	90	73	92	92	97	84	
% of 11 year olds in school for 2 years or more	95	96	86	93	91	93	100	93	96	100	97	95	
Percentage total absence	5	6	3	7	6	5	6	5	5	6	4	5	
Percentage persistent absence	1	1	0	2	3	1	2	0	3	2	1	1	

BREAKDOWN OF ATTAINMENT DATA														
Key Stage 2 Average Points Score (all subjects)	FSM	All pupils not eligible for FSM	N/A	N/A	27	N/A	N/A	28	28	N/A	30	29	28	28
		All pupils eligible for FSM	N/A	N/A	27	N/A	N/A	28	26	N/A	-	27	24	26
		Girls	All girls	N/A	N/A	27	N/A	N/A	27	27	N/A	30	29	28
	All girls not eligible for FSM		N/A	N/A	27	N/A	N/A	27	27	N/A	32	29	28	28
	All girls eligible for FSM		N/A	N/A	27	N/A	N/A	28	-	N/A	-	-	28	27
	Boys	All boys	N/A	N/A	27	N/A	N/A	28	28	N/A	29	28	27	27
		All boys not eligible for FSM	N/A	N/A	27	N/A	N/A	29	29	N/A	29	28	28	28
		All boys eligible for FSM	N/A	N/A	26	N/A	N/A	-	26	N/A	N/A	-	-	25
	Ethnicity	White British pupils	N/A	N/A	-	N/A	N/A	N/A	-	N/A	30	28	N/A	27
		Indian pupils	N/A	N/A	28	N/A	N/A	29	-	N/A	29	29	28	28
		Pakistani pupils	N/A	N/A	27	N/A	N/A	26	27	N/A	N/A	-	25	26
		Bangladeshi pupils	N/A	N/A	N/A	N/A	N/A	-	N/A	N/A	N/A	N/A	N/A	-
		Black Caribbean pupils	N/A	N/A	N/A	N/A	N/A	N/A	N/A	N/A	N/A	N/A	N/A	N/A
	Mobility	Black African pupils	N/A	N/A	-	N/A	N/A	27	N/A	N/A	N/A	-	-	27
		Pupils in school for less than 2 years	N/A	N/A	22	N/A	N/A	-	N/A	N/A	-	N/A	-	22
	SEN	Pupils in school for 2 or more years	N/A	N/A	27	N/A	N/A	28	28	N/A	30	28	28	27
		Pupils with SEN supported at school action	N/A	N/A	23	N/A	N/A	-	-	N/A	-	24	22	22
	EAL	Pupils with SEN with statements or on School Action Plus	N/A	N/A	21	N/A	N/A	-	N/A	N/A	-	24	-	20
		Pupils with EAL	N/A	N/A	27	N/A	N/A	28	27	N/A	29	29	27	27
			Pupils without EAL	N/A	N/A	26	N/A	N/A	-	31	N/A	30	28	-

KEY STAGE 2 SUBJECT INFORMATION													
Combined English & Maths	Number	N/A	N/A	51	N/A	N/A	45	30	N/A	25	39	65	255
	% Level 4+	N/A	N/A	69	N/A	N/A	76	67	N/A	96	82	82	78
	% Level 5+	N/A	N/A	18	N/A	N/A	20	47	N/A	28	23	18	24
English	Number	N/A	N/A	51	N/A	N/A	45	30	N/A	25	39	65	255
	% Level 4+	N/A	N/A	76	N/A	N/A	82	67	N/A	96	85	88	82
	% Level 5+	N/A	N/A	25	N/A	N/A	31	50	N/A	60	33	23	33
Maths	Number	N/A	N/A	51	N/A	N/A	45	30	N/A	25	39	65	255
	% Level 4+	N/A	N/A	75	N/A	N/A	82	80	N/A	96	87	83	83
	% Level 5+	N/A	N/A	31	N/A	N/A	36	50	N/A	32	44	28	35

KEY
 Local Authority (LA)
 C = Community
 F = Foundation
 VA = Voluntary Aided
 VC = Voluntary Controlled
 * = New Opener
 'N/A' = There are 0 pupils, data is not available or has been suppressed

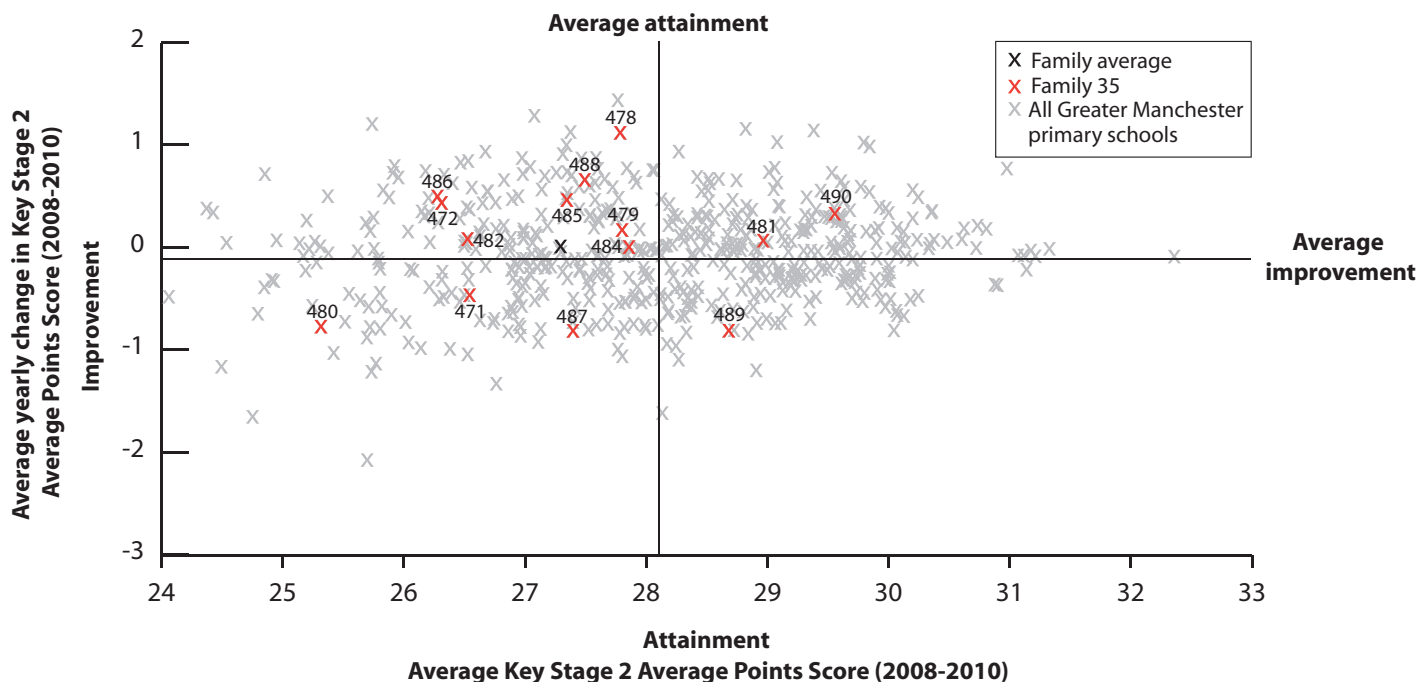
B = Boys
 G = Girls
 M = Mixed

Abbott Community Primary School Manchester **470**
 Arundale Primary School Tameside **471**
 Button Lane Primary School Manchester **472**
 Cheetwood Primary School Manchester **473**
 Christ The King RC Primary School Manchester **474**
 Holy Family RC Primary School Oldham **475**
 Pinfold Primary School Tameside **476**
 Primrose Hill Primary School and Children's Centre Salford **477**
 St Alphonsus RC Primary School Trafford **478**
 St Anne's RC Primary School Manchester **479**
 St Barnabas' CofE Primary School Manchester **480**
 St Edmund's RC Primary School Manchester **481**
 St George's CofE Primary School Salford **482**
 St John Fisher and Thomas More Catholic Primary School Manchester **483**
 St Kentigern's RC Primary Manchester **484**
 St Malachy's RC Primary School Manchester **485**
 St Paul's CofE Primary School Salford **486**
 St Philip's Church of England Primary School Manchester **487**
 St Wilfrid's RC Primary School Manchester **488**
 St Willibrod's RC Primary School Manchester **489**
 The Cathedral School of St Peter and St John RC Primary Salford **490**
 Family 35 Averages & Totals

CHARACTERISTICS OF SCHOOLS AND THEIR PUPILS

School Designation	C	C	C	C	VA	VA	C	C	VA	VA	VC	VA	VC	VA	VA	VA	VA	VA	VA	VA	VA	-		
Gender	M	M	M	M	M	M	M	M	M	M	M	M	M	M	M	M	M	M	M	M	M	M	-	
Number of full-time pupils	229	148	315	238	319	161	301	285	174	173	236	180	151	315	473	196	177	234	227	236	149	4917		
Boys as a percentage of full-time pupils	49	55	59	45	47	52	53	51	42	50	51	52	49	46	48	51	54	52	49	48	46	50		
Girls as a percentage of full-time pupils	51	45	41	55	53	48	47	49	58	50	49	48	51	54	52	49	46	48	51	52	54	50		
Prior Attainment band 2010	N/A	3	3	N/A	N/A	N/A	N/A	3	3	3	2	2	3	N/A	3	3	3	3	2	3	3	-		
Free School Meal (FSM) band 2010	7	6	7	6	6	7	6	6	6	6	6	6	7	6	6	7	7	6	6	6	7	-		
% of pupils known to be eligible for FSM 2010	55	46	58	49	49	63	44	47	47	44	49	50	62	41	38	54	52	48	48	43	54	49		
Percentage of all pupils of compulsory school age	White	White British	60	93	82	12	84	91	95	81	33	48	55	68	58	48	56	57	76	15	33	49	55	60
		Irish	0	0	1	0	0	0	0	0	0	1	0	0	0	2	0	0	0	1	2	2	1	
		Any other White background	4	0	2	11	4	6	0	1	7	7	6	1	22	5	2	2	4	0	1	5	23	5
	Mixed	White and Black Caribbean	4	1	5	6	2	2	1	1	10	2	5	4	2	1	11	2	1	15	9	1	2	4
		White and Black African	1	1	0	3	1	0	1	0	1	2	1	1	0	1	1	0	2	1	3	1	1	
		White and Asian	0	1	0	1	0	1	0	1	1	0	0	0	0	0	0	1	0	0	1	0	0	
	Asian	Any other Mixed background	3	1	3	2	1	0	0	6	3	2	3	1	6	4	4	4	7	7	6	0	5	3
		Indian	1	0	0	4	0	0	0	0	1	0	0	0	11	8	0	0	0	0	0	0	0	2
		Pakistani	3	0	2	22	0	0	0	0	7	1	0	1	0	0	2	3	0	1	0	1	0	2
		Bangladeshi	0	0	0	0	0	0	0	0	0	0	0	0	0	0	0	0	0	0	0	0	0	0
		Any other Asian background	1	0	0	5	0	0	0	0	2	1	1	0	0	1	0	1	0	2	1	2	0	1
	Black	Black Caribbean	1	0	2	1	1	0	0	15	1	2	2	0	1	5	1	0	15	6	3	1	3	
		Black African	8	0	1	8	5	1	0	4	7	26	23	22	1	4	2	15	3	21	17	25	7	9
		Any other Black background	5	0	0	3	1	0	1	1	10	3	4	0	0	5	1	7	2	8	7	6	1	3
	Other	Chinese	6	1	0	6	0	0	0	1	3	1	0	0	0	1	5	0	4	0	1	0	1	
Any other ethnic group		4	1	1	14	0	0	0	4	1	1	1	1	2	3	4	2	5	7	11	3	2	3	
Unclassified	3	3	0	1	0	0	1	0	1	3	0	1	8	17	0	1	2	0	4	0	1	2		
% of pupils with EAL	23	5	6	58	8	4	0	11	22	34	29	11	9	22	17	21	18	32	29	33	20	19		
% of pupils with SEN with statements or on SAP	11	6	6	10	4	9	7	12	9	2	9	5	6	5	2	8	19	11	6	19	15	8		
% of pupils with SEN supported at School Action	14	15	14	11	9	10	12	34	14	13	22	6	17	12	5	8	11	12	13	9	9	13		

PERFORMANCE MAP



KEY

On this page

- '/' = There are fewer than 5 pupils in this group
- 'N/A' = There are 0 pupils, data is not available or has been suppressed
- * = New Opener
- S = School's absence data may have been affected by severe weather conditions.

Abbott Community Primary School Manchester 470	Arundale Primary School Tameside 471	Button Lane Primary School Manchester 472	Cheetwood Primary School Manchester 473	Christ The King RC Primary School Manchester 474	Holy Family RC Primary School Oldham 475	Pinfold Primary School Tameside 476	Primrose Hill Primary School and Children's Centre Salford 477	St Alphonsus RC Primary School Trafford 478	St Anne's RC Primary School Manchester 479	St Barnabas' CofE Primary School Manchester 480	St Edmund's RC Primary School Manchester 481	St George's CofE Primary School Salford 482	St John Fisher and Thomas More Catholic Primary School Manchester 483	St Kentigern's RC Primary School Manchester 484	St Malachy's RC Primary School Manchester 485	St Paul's CofE Primary School Salford 486	St Philip's Church of England Primary School Manchester 487	St Wilfrid's RC Primary School Manchester 488	St Willibrord's RC Primary School Manchester 489	The Cathedral School of St Peter and St John RC Primary Salford 490	Family 35 Averages & Totals
--	--	---	---	--	--	---	--	---	--	---	--	---	---	---	---	---	---	---	--	---	-----------------------------

SCHOOL ATTAINMENT DATA																							
Key Stage 2 Average Points Score (all subjects)	2008	27	27	25	26	27	28	30	26	29	29	25	30	25	26	28	26	26	27	27	29	29	27
	2009	29	27	27	26	27	28	28	25	27	27	26	N/A	28	26	28	27	25	28	27	30	31	27
	2010	N/A	26	28	N/A	N/A	N/A	N/A	26	28	27	24	27	27	N/A	28	29	29	26	29	27	29	27
Key Stage 1-2 Contextual Value Added	N/A	99	101	N/A	N/A	N/A	N/A	99	102	100	99	100	100	N/A	101	101	102	100	102	100	103	101	
% of 11 year olds in school for 4 years or more	85	77	86	84	87	67	93	N/A	68	82	58	65	78	76	83	87	78	86	86	80	87	76	
% of 11 year olds in school for 2 years or more	93	91	92	97	100	94	95	86	86	88	88	100	83	91	95	96	94	97	93	88	100	93	
Percentage total absence	5	7	7 (S)	7	5	6	4	6	7	7 (S)	5	7	7	5	5	5	7	7 (S)	7	6	6	6	
Percentage persistent absence	1	7	3	1	1	3	0	3	1	4	2	2	8	1	1	1	5	3	4	3	3	2	

BREAKDOWN OF ATTAINMENT DATA																								
Key Stage 2 Average Points Score (all subjects)	FSM	All pupils not eligible for FSM	N/A	29	29	N/A	N/A	N/A	26	29	29	26	27	28	N/A	29	29	30	27	30	29	29	28	
		All pupils eligible for FSM	N/A	25	26	N/A	N/A	N/A	26	27	26	22	27	27	N/A	26	29	27	26	28	24	29	26	
	Girls	All girls	N/A	23	29	N/A	N/A	N/A	27	26	26	24	26	26	N/A	28	28	30	27	31	26	28	27	
		All girls not eligible for FSM	N/A	-	29	N/A	N/A	N/A	27	-	-	26	26	27	N/A	29	28	-	29	-	28	29	28	
		All girls eligible for FSM	N/A	22	28	N/A	N/A	N/A	26	26	27	22	27	-	N/A	27	-	-	24	30	25	-	26	
	Boys	All boys	N/A	27	27	N/A	N/A	N/A	25	29	28	24	29	28	N/A	27	29	28	25	28	27	29	27	
		All boys not eligible for FSM	N/A	-	29	N/A	N/A	N/A	26	29	30	25	-	29	N/A	28	30	29	22	29	30	-	28	
		All boys eligible for FSM	N/A	26	24	N/A	N/A	N/A	25	-	-	23	-	-	N/A	26	-	27	26	27	23	-	25	
	Ethnicity	White British pupils	N/A	26	28	N/A	N/A	N/A	26	27	27	23	26	28	N/A	27	29	28	29	28	28	28	27	
		Indian pupils	N/A	N/A	N/A	N/A	N/A	N/A	N/A	-	N/A	N/A	N/A	N/A	N/A	31	N/A	N/A	N/A	N/A	N/A	N/A	31	
		Pakistani pupils	N/A	N/A	N/A	N/A	N/A	N/A	N/A	-	N/A	N/A	N/A	N/A	N/A	N/A	N/A	N/A	N/A	N/A	-	N/A	-	
		Bangladeshi pupils	N/A	N/A	N/A	N/A	N/A	N/A	N/A	N/A	N/A	N/A	N/A	N/A	N/A	N/A	N/A	N/A	N/A	N/A	N/A	N/A	N/A	
		Black Caribbean pupils	N/A	N/A	N/A	N/A	N/A	N/A	N/A	-	N/A	N/A	N/A	N/A	N/A	-	N/A	N/A	24	-	-	N/A	24	
	Mobility	Pupils in school for less than 2 years	N/A	-	-	N/A	N/A	N/A	24	-	-	-	N/A	-	N/A	-	-	-	-	-	-	-	N/A	24
		Pupils in school for 2 or more years	N/A	26	28	N/A	N/A	N/A	26	28	28	24	27	28	N/A	28	29	29	26	29	26	29	27	
	SEN	Pupils with SEN supported at school action	N/A	25	-	N/A	N/A	N/A	24	-	-	22	N/A	-	N/A	-	-	-	24	23	26	-	24	
		Pupils with SEN with statements or on School Action Plus	N/A	N/A	-	N/A	N/A	N/A	-	-	-	-	-	N/A	N/A	-	-	-	22	-	-	-	22	
	EAL	Pupils with EAL	N/A	N/A	-	N/A	N/A	N/A	27	28	28	-	N/A	-	N/A	31	-	-	25	31	25	-	28	
		Pupils without EAL	N/A	26	27	N/A	N/A	N/A	26	28	27	23	27	28	N/A	27	29	27	26	29	27	28	27	

KEY STAGE 2 SUBJECT INFORMATION																							
Combined English & Maths	Number	N/A	22	36	N/A	N/A	N/A	N/A	37	22	17	24	17	18	N/A	60	23	18	29	28	25	15	391
	% Level 4+	N/A	59	75	N/A	N/A	N/A	N/A	62	77	71	46	65	72	N/A	87	91	89	62	68	76	93	73
	% Level 5+	N/A	5	25	N/A	N/A	N/A	N/A	14	23	6	0	6	11	N/A	20	9	22	17	54	12	20	17
English	Number	N/A	22	36	N/A	N/A	N/A	N/A	37	22	17	24	17	18	N/A	60	23	18	29	28	25	15	391
	% Level 4+	N/A	64	78	N/A	N/A	N/A	N/A	76	82	82	46	71	89	N/A	87	91	89	72	79	76	100	79
	% Level 5+	N/A	5	36	N/A	N/A	N/A	N/A	24	32	12	4	12	17	N/A	33	13	22	21	54	24	27	25
Maths	Number	N/A	22	36	N/A	N/A	N/A	N/A	37	22	17	24	17	18	N/A	60	23	18	29	28	25	15	391
	% Level 4+	N/A	73	81	N/A	N/A	N/A	N/A	68	86	82	75	82	72	N/A	92	100	94	66	82	84	93	82
	% Level 5+	N/A	23	33	N/A	N/A	N/A	N/A	14	32	35	13	24	28	N/A	27	61	33	24	61	20	33	30

KEY
 Local Authority (LA)
 C = Community
 F = Foundation
 VA = Voluntary Aided
 VC = Voluntary Controlled
 * = New Opener
 'N/A' = There are 0 pupils, data is not available or has been suppressed

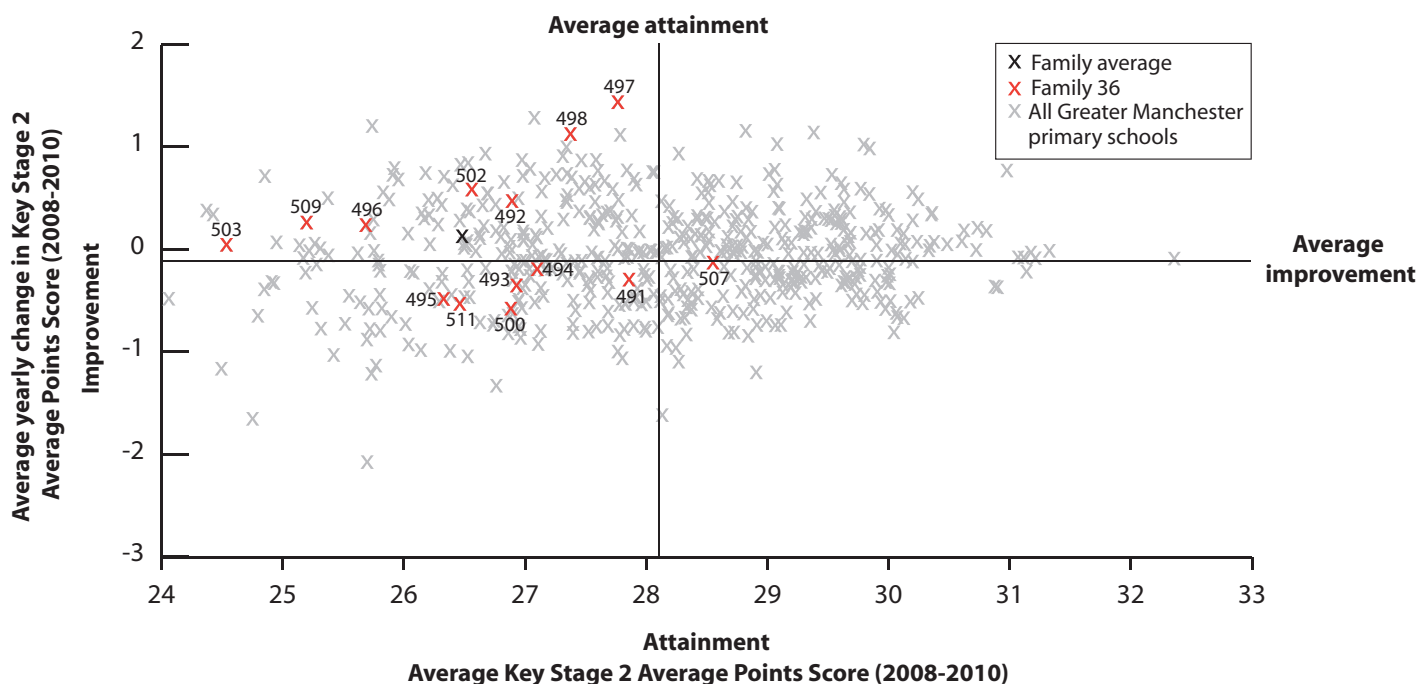
B = Boys
 G = Girls
 M = Mixed

Bedford Hall Methodist Primary School Wigan **491**
 Bridgewater Primary School Salford **492**
 Britannia Bridge Primary School Wigan **493**
 Broadheath Primary School Trafford **494**
 Broomwood Primary School Trafford **495**
 Cherry Tree Primary School Bolton **496**
 East Ward Community Primary School Bury **497**
 Firs Primary School Trafford **498**
 Ince CoFE Primary School Wigan **499**
 Leigh St Peter's CoFE Junior School Wigan **500**
 Leverhulme Community Primary School Bolton **501**
 Newton Westpark Primary School Wigan **502**
 Plodder Lane Primary School Bolton **503**
 St Cuthbert's Catholic Primary School Wigan **504**
 St Gabriel's Catholic Primary School Wigan **505**
 St Mark's CoFE Primary School Wigan **506**
 St Sebastian's RC Primary School Salford **507**
 St William's Catholic Primary School Wigan **508**
 Tonge Moor Primary School Bolton **509**
 Tydesley St George's Central CoFE Primary School Wigan **510**
 Washacre Primary School Bolton **511**
 Westleigh St Paul's CoFE Primary School Wigan **512**
 Family 36 Averages & Totals

CHARACTERISTICS OF SCHOOLS AND THEIR PUPILS

School Designation	VC	C	C	C	C	C	C	C	VA	-	C	C	C	VA	VA	VA	VA	VA	C	VA	C	VA	-		
Gender	M	M	M	M	M	M	M	M	M	M	M	M	M	M	M	M	M	M	M	M	M	M	M	-	
Number of full-time pupils	179	208	165	138	175	343	224	252	354	193	282	166	316	318	121	178	140	188	254	271	135	166	4766		
Boys as a percentage of full-time pupils	51	56	52	52	54	53	59	50	49	54	48	58	55	52	50	46	50	48	52	51	47	56	52		
Girls as a percentage of full-time pupils	49	44	48	48	46	47	41	50	51	46	52	42	45	48	50	54	50	52	48	49	53	44	48		
Prior Attainment band 2010	3	3	2	2	3	3	2	2	1	3	1	3	2	N/A	N/A	N/A	1	N/A	2	1	3	1	-		
Free School Meal (FSM) band 2010	4	6	6	5	5	5	6	6	5	5	6	6	6	6	5	6	7	5	6	4	6	6	-		
% of pupils known to be eligible for FSM 2010	24	43	53	28	39	37	44	40	37	33	49	46	37	36	32	45	50	29	55	23	50	40	39		
Percentage of all pupils of compulsory school age	White	White British	92	90	95	83	74	87	63	85	94	93	92	97	78	91	93	90	54	91	90	97	91	87	87
		Irish	0	0	0	1	0	0	0	1	0	0	0	0	0	1	0	1	2	0	0	0	1	0	0
		Any other White background	3	0	1	5	5	0	3	1	2	2	2	1	3	2	3	4	16	5	0	0	1	1	2
	Mixed	White and Black Caribbean	1	1	0	3	2	0	2	4	1	2	0	0	1	0	0	0	1	0	1	0	0	1	1
		White and Black African	1	0	0	0	0	0	0	1	0	1	1	0	1	1	2	0	1	1	0	0	1	1	1
		White and Asian	1	0	0	0	1	1	4	1	0	0	0	0	0	1	0	1	0	0	1	0	1	3	1
	Asian	Any other Mixed background	0	4	0	1	2	0	0	1	1	1	1	0	0	0	0	5	0	0	0	0	0	0	1
		Indian	1	0	2	1	1	2	0	1	0	1	0	0	1	0	0	1	0	0	0	0	1	1	1
		Pakistani	0	0	0	1	6	4	15	1	0	0	0	0	9	0	0	0	0	0	0	0	0	0	2
	Black	Bangladeshi	0	0	0	1	0	0	1	0	1	0	0	2	0	0	0	0	0	0	0	0	0	0	0
		Any other Asian background	1	0	1	2	2	1	2	1	0	2	1	1	1	0	0	2	0	1	0	0	0	1	1
		Black Caribbean	0	0	0	0	1	0	0	1	0	0	0	0	0	0	0	0	0	0	0	0	0	0	0
	Other	Black African	0	3	1	0	4	1	4	0	2	1	1	0	2	3	1	1	14	0	6	3	2	1	2
		Any other Black background	1	1	1	0	1	0	0	0	0	0	0	0	0	0	0	1	2	0	1	0	0	0	0
		Chinese	0	0	0	1	1	0	0	0	0	0	1	0	0	0	0	0	1	0	0	0	0	1	0
Other	Any other ethnic group	0	0	0	1	2	1	6	0	0	0	0	1	1	1	2	1	3	2	1	0	0	3	1	
	Unclassified	1	2	1	0	1	0	0	1	0	0	1	0	0	0	0	2	0	0	0	1	1	0		
% of pupils with EAL	6	5	5	9	14	8	30	3	5	2	4	2	16	3	6	9	22	4	7	3	2	5	8		
% of pupils with SEN with statements or on SAP	12	3	19	20	13	6	13	17	20	25	3	20	5	11	19	18	10	4	10	12	11	10	12		
% of pupils with SEN supported at School Action	11	30	12	12	13	12	12	10	18	18	14	36	11	23	13	11	14	6	12	19	29	19	16		

PERFORMANCE MAP



KEY

On this page

- '/' = There are fewer than 5 pupils in this group
- 'N/A' = There are 0 pupils, data is not available or has been suppressed
- * = New Opener
- S = School's absence data may have been affected by severe weather conditions.

Bedford Hall Methodist Primary School Wigan 491	Bridgewater Primary School Salford 492	Britannia Bridge Primary School Wigan 493	Broadheath Primary School Trafford 494	Broomwood Primary School Trafford 495	Cherry Tree Primary School Bolton 496	East Ward Community Primary School Bury 497	Firs Primary School Trafford 498	Ince CofE Primary School Wigan 499	Leigh St Peter's CofE Junior School Wigan 500	Leverhulme Community Primary School Bolton 501	Newton Westpark Primary School Wigan 502	Plodder Lane Primary School Bolton 503	St Cuthbert's Catholic Primary School Wigan 504	St Gabriel's Catholic Primary School Wigan 505	St Mark's CofE Primary School Wigan 506	St Sebastian's RC Primary School Salford 507	St William's Catholic Primary School Wigan 508	Tonge Moor Primary School Bolton 509	Tydesley St George's Central CofE Primary School Wigan 510	Washacre Primary School Bolton 511	Westleigh St Paul's CofE Primary School Wigan 512	Family 36 Averages & Totals
---	---	--	---	--	--	---	---	---	---	--	--	---	--	--	--	---	--	---	--	---	---	-----------------------------

SCHOOL ATTAINMENT DATA																								
Key Stage 2 Average Points Score (all subjects)	2008	27	27	26	27	28	25	27	26	27	27	27	26	24	28	26	26	29	27	24	28	29	28	27
	2009	29	27	28	27	25	25	29	28	27	27	28	27	24	29	29	28	29	29	25	28	25	28	27
	2010	28	28	27	27	26	27	28	29	N/A	26	N/A	27	26	N/A	N/A	N/A	28	N/A	27	N/A	26	N/A	27
Key Stage 1-2 Contextual Value Added	101	101	101	101	100	100	102	104	N/A	100	N/A	101	99	N/A	N/A	N/A	103	N/A	101	N/A	100	N/A	101	
% of 11 year olds in school for 4 years or more	64	95	79	69	81	84	74	54	87	90	85	61	90	91	89	75	83	88	72	76	62	85	80	
% of 11 year olds in school for 2 years or more	82	100	100	94	88	91	87	89	92	100	98	87	92	98	100	100	89	96	90	93	79	89	92	
Percentage total absence	5	6	7 (S)	5	6	7	0	6	7	6	5	6	5	7	5	6	8	8	5	5	5	5	6	
Percentage persistent absence	2	1	4	0	3	5	0	3	5	5	2	1	2	2	1	2	11	4	2	0	1	1	3	

BREAKDOWN OF ATTAINMENT DATA																									
Key Stage 2 Average Points Score (all subjects)	FSM	All pupils not eligible for FSM	29	29	27	29	27	28	29	28	N/A	27	N/A	28	26	N/A	N/A	N/A	30	N/A	26	N/A	25	N/A	27
		All pupils eligible for FSM	25	25	27	25	24	25	26	29	N/A	23	N/A	27	25	N/A	N/A	N/A	25	N/A	27	N/A	28	N/A	26
	Girls	All girls	28	28	26	28	27	27	29	29	N/A	25	N/A	27	25	N/A	N/A	N/A	29	N/A	26	N/A	26	N/A	27
		All girls not eligible for FSM	29	29	-	29	28	28	29	29	N/A	26	N/A	27	26	N/A	N/A	N/A	32	N/A	26	N/A	25	N/A	27
		All girls eligible for FSM	-	-	26	-	25	27	28	30	N/A	25	N/A	-	23	N/A	N/A	N/A	27	N/A	26	N/A	28	N/A	26
	Boys	All boys	27	28	27	27	25	26	28	28	N/A	26	N/A	28	27	N/A	N/A	N/A	25	N/A	27	N/A	27	N/A	26
		All boys not eligible for FSM	28	29	26	-	26	27	29	26	N/A	27	N/A	28	27	N/A	N/A	N/A	-	N/A	27	N/A	26	N/A	27
		All boys eligible for FSM	-	-	28	-	-	24	25	29	N/A	21	N/A	27	27	N/A	N/A	N/A	-	N/A	27	N/A	-	N/A	26
	Ethnicity	White British pupils	28	28	27	28	26	26	28	29	N/A	26	N/A	27	26	N/A	N/A	N/A	27	N/A	27	N/A	26	N/A	27
		Indian pupils	-	N/A	N/A	N/A	N/A	-	N/A	N/A	N/A	N/A	N/A	N/A	N/A	N/A	N/A	N/A	N/A	N/A	N/A	N/A	N/A	N/A	-
		Pakistani pupils	N/A	N/A	N/A	N/A	-	-	-	N/A	N/A	N/A	N/A	N/A	28	N/A	N/A	N/A	N/A	N/A	N/A	N/A	N/A	N/A	28
		Bangladeshi pupils	N/A	N/A	N/A	N/A	N/A	N/A	N/A	N/A	N/A	N/A	N/A	N/A	-	N/A	N/A	N/A	N/A	N/A	N/A	N/A	N/A	N/A	-
		Black Caribbean pupils	N/A	N/A	N/A	N/A	N/A	N/A	-	N/A	N/A	N/A	N/A	N/A	N/A	N/A	N/A	N/A	N/A	N/A	N/A	N/A	N/A	N/A	-
		Black African pupils	N/A	-	N/A	N/A	-	-	-	N/A	N/A	N/A	N/A	N/A	-	N/A	N/A	N/A	-	N/A	-	N/A	N/A	N/A	-
	Mobility	Pupils in school for less than 2 years	26	N/A	N/A	-	-	25	-	-	N/A	N/A	N/A	-	-	N/A	N/A	N/A	-	N/A	-	N/A	21	N/A	24
		Pupils in school for 2 or more years	28	28	27	27	27	27	29	29	N/A	26	N/A	27	26	N/A	N/A	N/A	28	N/A	26	N/A	27	N/A	27
	SEN	Pupils with SEN supported at school action	26	23	N/A	27	-	24	27	-	N/A	-	N/A	26	19	N/A	N/A	N/A	-	N/A	25	N/A	24	N/A	24
		Pupils with SEN with statements or on School Action Plus	-	-	23	25	-	-	21	25	N/A	19	N/A	27	21	N/A	N/A	N/A	-	N/A	22	N/A	-	N/A	22
	EAL	Pupils with EAL	-	-	-	-	-	-	29	N/A	N/A	N/A	N/A	26	N/A	N/A	N/A	-	N/A	-	N/A	N/A	N/A	27	
		Pupils without EAL	27	28	27	27	26	26	28	29	N/A	26	N/A	27	26	N/A	N/A	N/A	27	N/A	27	N/A	26	N/A	27

KEY STAGE 2 SUBJECT INFORMATION																								
Combined English & Maths	Number	28	20	24	16	26	56	31	28	N/A	52	N/A	23	50	N/A	N/A	N/A	18	N/A	39	N/A	29	N/A	440
	% Level 4+	75	65	75	75	69	66	77	89	N/A	62	N/A	70	58	N/A	N/A	N/A	72	N/A	64	N/A	55	N/A	68
	% Level 5+	14	30	13	13	12	11	32	36	N/A	6	N/A	9	14	N/A	N/A	N/A	28	N/A	10	N/A	14	N/A	16
English	Number	28	20	24	16	26	56	31	28	N/A	52	N/A	23	50	N/A	N/A	N/A	18	N/A	39	N/A	29	N/A	440
	% Level 4+	86	75	83	94	69	75	81	93	N/A	67	N/A	70	68	N/A	N/A	N/A	78	N/A	67	N/A	62	N/A	75
	% Level 5+	14	40	13	31	12	20	39	43	N/A	10	N/A	9	22	N/A	N/A	N/A	33	N/A	18	N/A	21	N/A	22
Maths	Number	28	20	24	16	26	56	31	28	N/A	52	N/A	23	50	N/A	N/A	N/A	18	N/A	39	N/A	29	N/A	440
	% Level 4+	79	75	79	75	77	73	84	89	N/A	75	N/A	91	64	N/A	N/A	N/A	83	N/A	79	N/A	76	N/A	77
	% Level 5+	43	35	21	13	23	23	52	50	N/A	17	N/A	30	18	N/A	N/A	N/A	33	N/A	26	N/A	24	N/A	28

KEY
 Local Authority (LA)
 C = Community B = Boys
 F = Foundation G = Girls
 VA = Voluntary Aided M = Mixed
 VC = Voluntary Controlled
 * = New Opener
 'N/A' = There are 0 pupils, data is not available or has been suppressed

Brandwood Primary School Bolton **513**

Holy Name Roman Catholic Primary School Manchester **514**

HK Valley Community School Manchester **515**

Medlock Primary School Manchester **516**

Rolls Crescent Primary School Manchester **517**

Seymour Road Primary School Manchester **518**

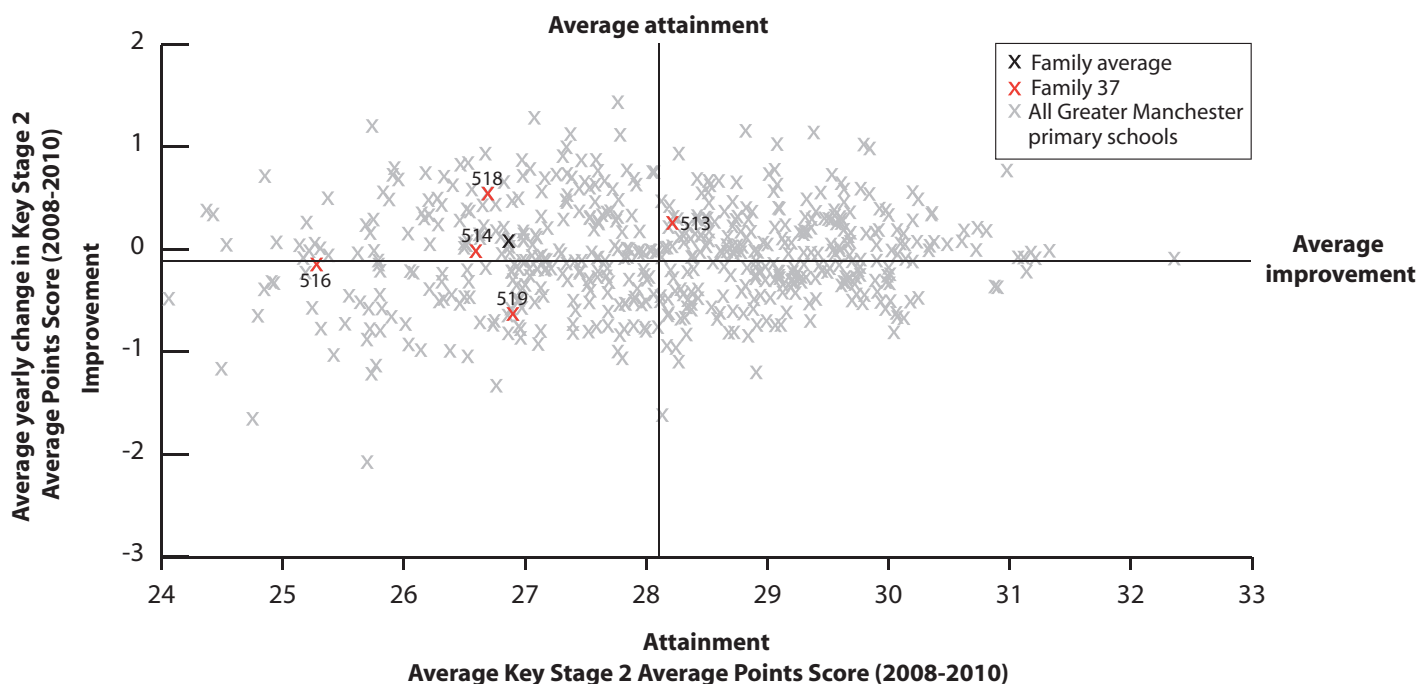
Varna Street Primary School Manchester **519**

Family 37 Averages & Totals

CHARACTERISTICS OF SCHOOLS AND THEIR PUPILS

School Designation	C	VA	C	C	C	C	C	-		
Gender	M	M	M	M	M	M	M	-		
Number of full-time pupils	404	196	300	424	320	302	223	2169		
Boys as a percentage of full-time pupils	55	47	57	59	52	52	55	54		
Girls as a percentage of full-time pupils	45	53	43	41	48	48	45	46		
Prior Attainment band 2010	3	3	N/A	3	N/A	2	2	-		
Free School Meal (FSM) band 2010	6	6	5	6	7	7	6	-		
% of pupils known to be eligible for FSM 2010	40	43	33	43	60	56	49	46		
Percentage of all pupils of compulsory school age	White	White British	25	13	8	18	6	57	38	23
		Irish	0	0	0	1	1	0	0	0
		Any other White background	3	11	3	1	3	4	3	3
	Mixed	White and Black Caribbean	0	8	1	6	9	4	1	4
		White and Black African	0	5	0	4	1	1	2	2
		White and Asian	1	2	2	1	0	0	1	1
	Asian	Any other Mixed background	1	5	2	2	6	1	1	2
		Indian	30	1	1	1	3	1	1	7
		Pakistani	13	1	53	8	3	5	8	13
		Bangladeshi	0	0	0	5	1	1	1	1
	Black	Any other Asian background	6	2	10	2	2	1	2	4
		Black Caribbean	0	27	1	10	16	1	1	7
		Black African	16	13	2	16	34	16	32	18
	Other	Any other Black background	0	10	2	3	2	0	3	2
		Chinese	0	1	2	2	1	2	0	1
Any other ethnic group		2	2	14	20	10	4	8	9	
Unclassified	2	0	1	1	2	0	0	1		
% of pupils with EAL	67	32	80	51	55	28	53	54		
% of pupils with SEN with statements or on SAP	4	14	9	5	4	19	9	8		
% of pupils with SEN supported at School Action	15	19	6	14	7	13	12	12		

PERFORMANCE MAP



KEY

On this page

- '/' = There are fewer than 5 pupils in this group
- 'N/A' = There are 0 pupils, data is not available or has been suppressed
- * = New Opener
- S = School's absence data may have been affected by severe weather conditions.

Brandwood Primary School Bolton 513

Holy Name Roman Catholic Primary School Manchester 514

Irk Valley Community School Manchester 515

Medlock Primary School Manchester 516

Rolls Crescent Primary School Manchester 517

Seymour Road Primary School Manchester 518

Varna Street Primary School Manchester 519

Family 37 Averages & Totals

SCHOOL ATTAINMENT DATA

Key Stage 2 Average Points Score (all subjects)	2008	29	27	27	25	27	27	27	27
	2009	28	26	27	25	27	27	29	27
	2010	28	26	N/A	26	N/A	27	25	27
Key Stage 1-2 Contextual Value Added		101	101	N/A	99	N/A	101	101	101
% of 11 year olds in school for 4 years or more		68	55	42	72	80	75	58	66
% of 11 year olds in school for 2 years or more		89	85	77	90	90	91	88	88
Percentage total absence		6	6	8	7	7	6	4	6
Percentage persistent absence		3	0	4	3	2	4	2	3

BREAKDOWN OF ATTAINMENT DATA

Key Stage 2 Average Points Score (all subjects)	FSM	All pupils not eligible for FSM	29	26	N/A	25	N/A	27	25	27
		All pupils eligible for FSM	27	27	N/A	26	N/A	26	25	26
	Girls	All girls	28	27	N/A	27	N/A	27	24	27
		All girls not eligible for FSM	29	26	N/A	26	N/A	27	N/A	28
		All girls eligible for FSM	27	29	N/A	28	N/A	27	24	27
	Boys	All boys	28	25	N/A	25	N/A	26	26	26
		All boys not eligible for FSM	29	-	N/A	25	N/A	26	25	26
		All boys eligible for FSM	27	-	N/A	25	N/A	26	26	25
	Ethnicity	White British pupils	25	-	N/A	28	N/A	25	25	26
		Indian pupils	29	-	N/A	N/A	N/A	N/A	N/A	29
		Pakistani pupils	31	N/A	N/A	-	N/A	-	-	29
		Bangladeshi pupils	N/A	N/A	N/A	-	N/A	N/A	N/A	-
		Black Caribbean pupils	-	24	N/A	25	N/A	N/A	N/A	25
		Black African pupils	28	-	N/A	24	N/A	-	-	26
	Mobility	Pupils in school for less than 2 years	28	-	N/A	26	N/A	-	-	25
		Pupils in school for 2 or more years	28	26	N/A	26	N/A	26	25	27
	SEN	Pupils with SEN supported at school action	25	26	N/A	21	N/A	24	-	24
		Pupils with SEN with statements or on School Action Plus	-	-	N/A	-	N/A	-	18	18
	EAL	Pupils with EAL	29	-	N/A	26	N/A	29	25	27
		Pupils without EAL	27	26	N/A	26	N/A	26	25	26

KEY STAGE 2 SUBJECT INFORMATION

Combined English & Maths	Number	57	20	N/A	50	N/A	32	24	183
	% Level 4+	77	65	N/A	66	N/A	66	63	69
	% Level 5+	26	5	N/A	8	N/A	9	8	14
English	Number	57	20	N/A	50	N/A	32	24	183
	% Level 4+	84	80	N/A	74	N/A	75	63	77
	% Level 5+	51	10	N/A	12	N/A	16	17	25
Maths	Number	57	20	N/A	50	N/A	32	24	183
	% Level 4+	82	70	N/A	72	N/A	81	71	77
	% Level 5+	32	25	N/A	24	N/A	19	13	24

KEY

Local Authority (LA)

C = Community

F = Foundation

VA = Voluntary Aided

VC = Voluntary Controlled

* = New Opener

'N/A' = There are 0 pupils, data is not available or has been suppressed

B = Boys

G = Girls

M = Mixed

All Saints Church of England Primary School
Stockport **520**

Cavendish Primary School **Manchester 521**

Fiddlers Lane Community Primary School
Salford **522**

Marsh Green Primary School **Wigan 523**

Moorgate Primary School **Bolton 524**

Partington Primary School **Trafford 525**

Peel Hall Primary School **Manchester 526**

Sacred Heart Catholic Primary School
Manchester **527**

St Anthony's Catholic Primary School
Manchester **528**

St Boniface RC Primary School **Salford 529**

St Columba's RC Primary School **Bolton 530**

St Matthew's Church of England Primary
School **Stockport 531**

St Paul's CofE Primary School **Salford 532**

Whitefield Community Primary School
Bury **533**

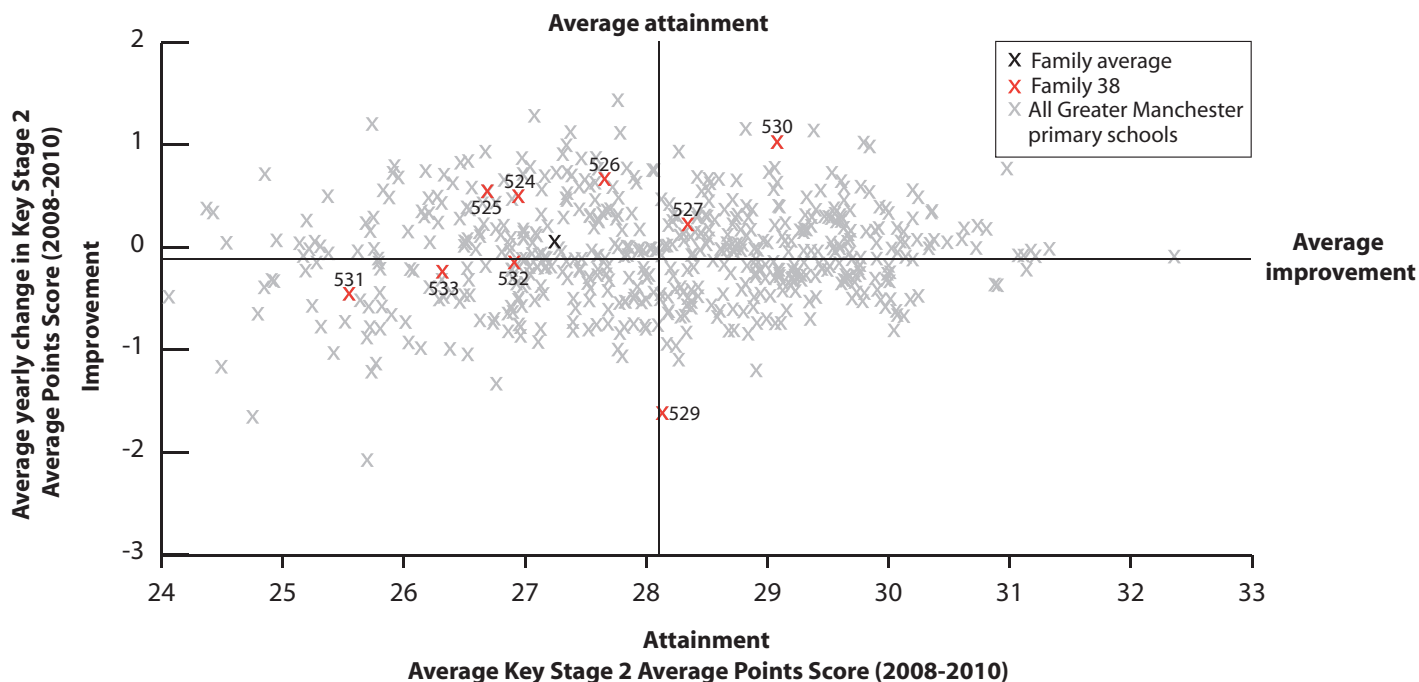
Yew Tree Community School **Oldham 534**

Family 38 Averages & Totals

CHARACTERISTICS OF SCHOOLS AND THEIR PUPILS

School Designation	VC	C	C	C	C	C	C	VA	VA	VA	VA	VC	VC	C	C	-		
Gender	M	M	M	M	M	M	M	M	M	M	M	M	M	M	M	M	-	
Number of full-time pupils	165	496	205	184	195	361	222	236	614	225	210	178	175	137	411	4014		
Boys as a percentage of full-time pupils	53	47	51	52	50	52	50	53	48	53	45	48	52	55	52	50		
Girls as a percentage of full-time pupils	47	53	49	48	50	48	50	47	52	47	55	52	48	45	48	50		
Prior Attainment band 2010	1	N/A	N/A	1	2	3	4	4	N/A	3	3	3	2	3	N/A	-		
Free School Meal (FSM) band 2010	6	5	6	6	6	5	6	5	6	6	5	6	7	5	5	-		
% of pupils known to be eligible for FSM 2010	44	26	44	51	43	36	44	30	38	37	34	45	54	45	35	38		
Percentage of all pupils of compulsory school age	White	White British	78	45	84	93	93	94	73	72	66	82	80	86	88	70	72	76
		Irish	0	0	1	0	0	0	0	0	0	2	0	2	0	0	0	0
		Any other White background	1	3	3	3	0	1	2	0	6	9	8	2	0	2	0	3
	Mixed	White and Black Caribbean	2	5	1	1	0	1	2	0	0	2	2	1	1	3	1	1
		White and Black African	4	1	0	0	1	0	1	0	1	1	2	0	0	2	0	1
		White and Asian	1	2	0	0	3	1	0	0	0	0	0	0	0	3	2	1
	Asian	Any other Mixed background	0	5	6	1	1	0	1	1	0	1	1	0	0	0	0	1
		Indian	1	0	0	0	1	0	0	2	6	1	1	1	0	2	0	1
		Pakistani	2	11	1	0	0	0	1	0	0	0	1	8	1	3	16	4
		Bangladeshi	0	1	0	0	1	0	1	0	0	0	0	0	0	0	2	0
	Black	Any other Asian background	4	2	0	1	0	0	0	2	1	0	0	0	1	0	1	
		Black Caribbean	0	6	0	0	0	1	1	0	0	1	0	0	1	2	1	1
		Black African	2	6	0	1	1	1	1	3	2	3	6	0	5	7	2	3
	Other	Any other Black background	1	2	0	0	1	0	0	0	0	0	1	0	1	1	0	0
		Chinese	2	1	1	0	0	1	0	1	0	0	0	0	0	0	0	0
Any other ethnic group		4	10	2	0	0	1	1	4	0	0	1	0	0	1	0	2	
Unclassified	0	0	2	0	1	0	17	14	17	1	0	1	1	3	1	5		
% of pupils with EAL	13	33	6	7	3	2	5	4	12	10	13	10	5	14	20	12		
% of pupils with SEN with statements or on SAP	7	5	9	13	12	9	10	4	5	6	3	9	7	12	5	7		
% of pupils with SEN supported at School Action	22	18	10	24	11	12	14	15	7	13	12	8	9	12	19	13		

PERFORMANCE MAP



KEY

On this page

- '-' = There are fewer than 5 pupils in this group
- 'N/A' = There are 0 pupils, data is not available or has been suppressed
- * = New Opener
- S = School's absence data may have been affected by severe weather conditions.

All Saints Church of England Primary School Stockport 520	Cavendish Primary School Manchester 521	Fiddlers Lane Community Primary School Salford 522	Marsh Green Primary School Wigan 523	Moorgate Primary School Bolton 524	Parrington Primary School Trafford 525	Peel Hall Primary School Manchester 526	Sacred Heart Catholic Primary School Manchester 527	St Anthony's Catholic Primary School Manchester 528	St Boniface RC Primary School Salford 529	St Columba's RC Primary School Bolton 530	St Matthew's Church of England Primary School Stockport 531	St Paul's CofE Primary School Salford 532	Whitefield Community Primary School Bury 533	Yew Tree Community School Oldham 534	Family 38 Averages & Totals
---	---	--	--	--	--	---	---	---	---	---	---	---	--	--	-----------------------------

SCHOOL ATTAINMENT DATA																	
Key Stage 2 Average Points Score (all subjects)	2008	26	28	27	27	24	27	28	28	28	29	29	25	27	26	29	27
	2009	29	29	27	26	29	25	27	28	27	29	29	26	27	26	29	28
	2010	N/A	N/A	N/A	N/A	28	27	29	29	N/A	26	29	26	27	27	N/A	27
Key Stage 1-2 Contextual Value Added	N/A	N/A	N/A	N/A	101	100	101	101	N/A	100	102	99	102	100	N/A	101	
% of 11 year olds in school for 4 years or more	83	89	65	74	89	66	75	97	87	90	82	96	71	48	75	80	
% of 11 year olds in school for 2 years or more	93	94	96	81	96	86	88	100	97	97	96	100	79	84	90	92	
Percentage total absence	5	7	8	5	6 (S)	7	5	5	5	6	10	6 (S)	6	7	5	6	
Percentage persistent absence	1	4	5	1	0	3	1	0	3	0	2	1	1	7	1	2	

BREAKDOWN OF ATTAINMENT DATA

Key Stage 2 Average Points Score (all subjects)		Breakdown Data															
		FSM	All pupils not eligible for FSM	N/A	N/A	N/A	N/A	28	28	29	30	N/A	26	28	26	27	28
	All pupils eligible for FSM	N/A	N/A	N/A	N/A	27	26	29	27	N/A	26	30	25	27	26	N/A	27
Girls	All girls	N/A	N/A	N/A	N/A	28	28	29	28	N/A	26	29	25	27	28	N/A	28
	All girls not eligible for FSM	N/A	N/A	N/A	N/A	28	29	-	29	N/A	-	29	26	28	28	N/A	28
	All girls eligible for FSM	N/A	N/A	N/A	N/A	28	26	-	-	N/A	26	30	24	26	28	N/A	27
Boys	All boys	N/A	N/A	N/A	N/A	27	27	29	30	N/A	26	28	27	27	25	N/A	27
	All boys not eligible for FSM	N/A	N/A	N/A	N/A	28	27	29	31	N/A	26	25	-	27	-	N/A	27
	All boys eligible for FSM	N/A	N/A	N/A	N/A	-	26	-	-	N/A	-	31	27	27	24	N/A	26
Ethnicity	White British pupils	N/A	N/A	N/A	N/A	28	27	29	29	N/A	26	29	26	27	26	N/A	27
	Indian pupils	N/A	N/A	N/A	N/A	-	N/A	N/A	N/A	N/A	N/A	-	N/A	N/A	-	N/A	-
	Pakistani pupils	N/A	N/A	N/A	N/A	N/A	N/A	N/A	N/A	N/A	N/A	N/A	-	N/A	-	N/A	-
	Bangladeshi pupils	N/A	N/A	N/A	N/A	N/A	N/A	N/A	N/A	N/A	N/A	N/A	N/A	N/A	N/A	N/A	N/A
	Black Caribbean pupils	N/A	N/A	N/A	N/A	N/A	N/A	N/A	N/A	N/A	N/A	N/A	N/A	N/A	N/A	N/A	N/A
Mobility	Black African pupils	N/A	N/A	N/A	N/A	N/A	N/A	N/A	N/A	N/A	-	-	N/A	-	-	N/A	-
	Pupils in school for less than 2 years	N/A	N/A	N/A	N/A	-	25	-	N/A	N/A	-	-	N/A	20	-	N/A	23
	Pupils in school for 2 or more years	N/A	N/A	N/A	N/A	28	28	30	29	N/A	26	29	26	28	26	N/A	27
SEN	Pupils with SEN supported at school action	N/A	N/A	N/A	N/A	-	-	-	27	N/A	24	26	21	-	-	N/A	24
	Pupils with SEN with statements or on School Action Plus	N/A	N/A	N/A	N/A	23	-	-	-	N/A	-	-	N/A	20	22	N/A	21
EAL	Pupils with EAL	N/A	N/A	N/A	N/A	N/A	-	-	-	N/A	-	-	-	-	-	N/A	-
	Pupils without EAL	N/A	N/A	N/A	N/A	28	27	29	29	N/A	26	29	26	27	27	N/A	27

KEY STAGE 2 SUBJECT INFORMATION

Combined English & Maths	Number	N/A	N/A	N/A	N/A	27	44	16	30	N/A	30	28	26	24	25	N/A	250
	% Level 4+	N/A	N/A	N/A	N/A	74	80	88	97	N/A	60	82	65	67	76	N/A	76
	% Level 5+	N/A	N/A	N/A	N/A	15	18	25	23	N/A	0	46	0	29	16	N/A	19
English	Number	N/A	N/A	N/A	N/A	27	44	16	30	N/A	30	28	26	24	25	N/A	250
	% Level 4+	N/A	N/A	N/A	N/A	78	84	88	97	N/A	70	89	77	67	76	N/A	81
	% Level 5+	N/A	N/A	N/A	N/A	33	25	38	40	N/A	10	54	15	29	24	N/A	29
Maths	Number	N/A	N/A	N/A	N/A	27	44	16	30	N/A	30	28	26	24	25	N/A	250
	% Level 4+	N/A	N/A	N/A	N/A	78	84	94	97	N/A	77	86	73	75	80	N/A	82
	% Level 5+	N/A	N/A	N/A	N/A	33	25	31	37	N/A	17	50	4	38	24	N/A	28

KEY
 Local Authority (LA)
 C = Community
 F = Foundation
 VA = Voluntary Aided
 VC = Voluntary Controlled
 * = New Opener
 'N/A' = There are 0 pupils, data is not available or has been suppressed

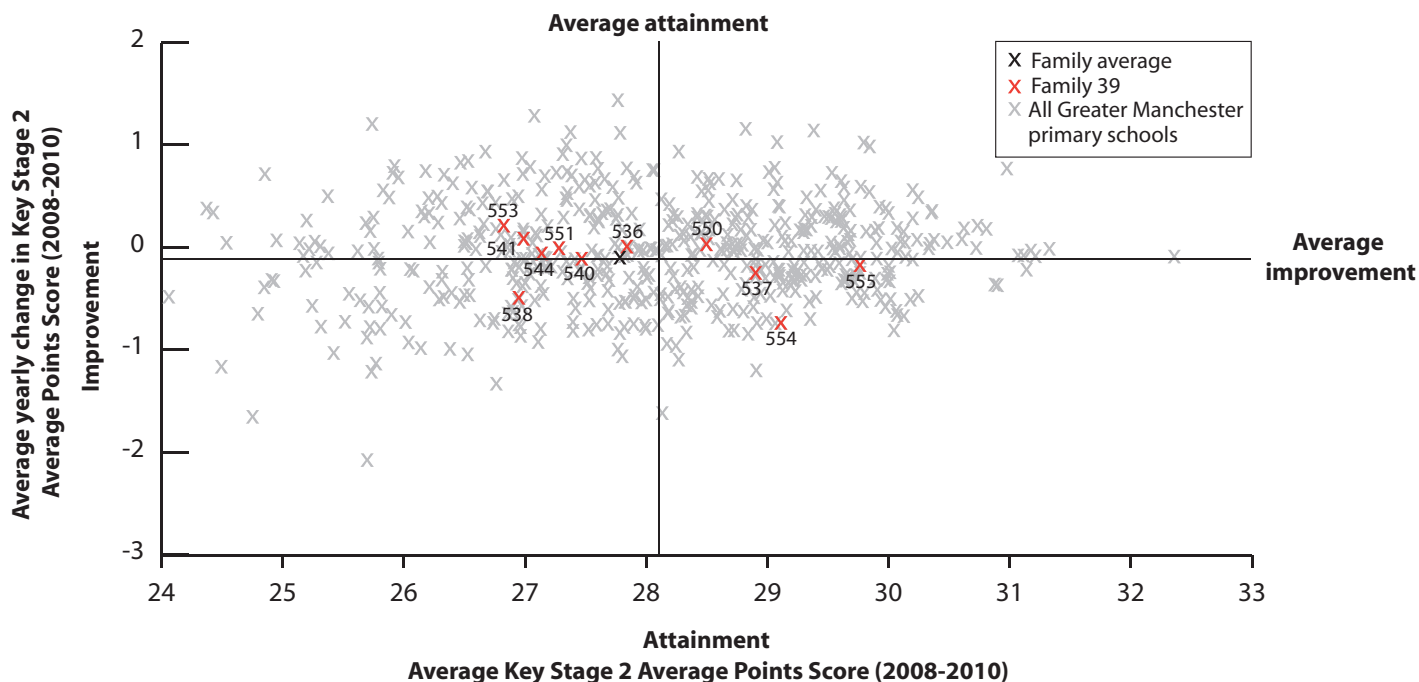
B = Boys
 G = Girls
 M = Mixed

Acacias Community Primary School
 Manchester **535**
 Beech Street Community Primary School
 Salford **536**
 Cale Green Primary School Stockport **537**
 Cheadle Heath Primary School
 Stockport **538**
 Church Road Primary School Bolton **539**
 Greendale Primary School and Children's
 Centre Tameside **540**
 Heaton Park Primary School Bury **541**
 Leigh Central Primary School Wigan **542**
 Mount Carmel RC Primary School
 Manchester **543**
 Parkfield Primary School Rochdale **544**
 Pike Fold Primary School Manchester **545**
 Poplar Street Primary School Tameside **546**
 Propps Hall Junior Infant and Nursery School
 Oldham **547**
 St Dunstan's RC Primary School
 Manchester **548**
 St Edmunds RC Primary School Salford **549**
 St George's Church of England Primary
 School Stockport **550**
 St Mary's CoFE Primary School Salford **551**
 St Mary's CoFE Primary School Moston
 Manchester **552**
 St Mary's CoFE Primary School, Deane
 Bolton **553**
 St Mary's Roman Catholic Primary School
 Stockport **554**
 St Patrick's Roman Catholic Primary School,
 Rochdale **555**
 Family 39 Averages & Totals

CHARACTERISTICS OF SCHOOLS AND THEIR PUPILS

School Designation	C	C	C	C	C	C	C	C	C	VA	C	C	C	C	VA	VA	VA	VC	VA	VC	VA	VA	-	
Gender	M	M	M	M	M	M	M	M	M	M	M	M	M	M	M	M	M	M	M	M	M	M	M	-
Number of full-time pupils	372	192	197	210	245	398	339	169	434	231	231	278	131	221	395	282	189	232	225	115	296	5382	-	
Boys as a percentage of full-time pupils	54	45	54	48	54	54	50	56	50	53	50	51	52	52	53	50	51	46	52	57	54	52	-	
Girls as a percentage of full-time pupils	46	55	46	52	46	46	50	44	50	47	50	49	48	48	47	50	49	54	48	43	46	48	-	
Prior Attainment band 2010	1	3	3	3	N/A	3	3	1	N/A	3	N/A	1	N/A	N/A	1	3	3	N/A	3	3	3	3	-	
Free School Meal (FSM) band 2010	4	6	5	5	5	4	5	5	5	5	5	5	5	4	5	4	5	5	5	5	5	4	-	
% of pupils known to be eligible for FSM 2010	15	37	27	25	29	24	29	34	26	27	30	26	40	20	35	20	28	32	39	37	19	27	-	
Percentage of all pupils of compulsory school age	White	White British	24	81	62	87	87	96	72	70	71	94	74	91	88	64	87	89	87	78	76	80	71	77
		Irish	0	0	0	0	0	0	1	0	1	0	0	0	0	1	1	0	0	0	0	3	1	0
		Any other White background	2	2	1	1	1	1	2	1	6	1	4	1	0	5	4	2	2	1	3	2	4	2
	Mixed	White and Black Caribbean	0	0	1	0	1	1	0	1	0	1	1	3	1	1	1	1	3	1	0	0	1	1
		White and Black African	1	0	2	0	0	0	1	0	0	0	1	0	2	1	0	1	1	0	0	2	0	0
		White and Asian	3	0	3	0	2	0	1	5	0	0	3	0	1	0	0	0	0	1	1	0	1	1
	Asian	Any other Mixed background	2	4	0	0	3	1	2	1	1	1	1	0	2	1	2	3	3	0	2	1	1	1
		Indian	2	0	0	1	0	1	2	0	1	0	2	0	0	0	1	0	0	3	0	8	1	1
		Pakistani	50	1	23	2	1	0	9	8	0	0	2	3	0	0	2	0	0	6	3	3	6	6
		Bangladeshi	5	1	2	0	0	0	1	0	0	0	0	0	0	0	0	0	2	0	1	0	0	1
	Black	Any other Asian background	2	2	4	0	1	0	2	2	0	0	3	0	3	0	1	0	0	1	1	2	2	1
		Black Caribbean	4	0	1	0	0	0	0	0	0	0	0	1	0	1	0	0	0	0	2	0	0	0
		Black African	1	0	2	0	1	1	1	1	13	0	1	1	2	19	1	0	0	5	3	3	7	3
	Other	Any other Black background	1	0	0	0	0	0	1	1	4	0	3	1	0	3	1	0	0	1	0	1	0	1
		Chinese	0	1	1	2	0	0	2	1	1	0	1	0	0	0	0	1	2	0	1	0	1	1
Any other ethnic group		3	7	0	1	2	1	2	11	1	0	2	0	0	2	0	0	2	0	1	0	2	2	
Unclassified	0	1	0	3	1	0	1	0	0	3	3	0	1	2	1	1	2	1	0	1	1	1		
% of pupils with EAL	61	13	28	8	8	2	18	25	14	1	10	3	2	16	6	4	6	8	19	7	20	14		
% of pupils with SEN with statements or on SAP	5	8	7	3	7	3	11	12	4	7	11	5	11	6	5	6	5	11	4	6	3	6		
% of pupils with SEN supported at School Action	10	12	11	16	9	17	18	4	9	13	8	14	2	12	11	17	21	11	11	31	10	13		

PERFORMANCE MAP



KEY

On this page

'/' = There are fewer than 5 pupils in this group

'N/A' = There are 0 pupils, data is not available or has been suppressed

* = New Opener

S = School's absence data may have been affected by severe weather conditions.

Acacias Community Primary School Manchester **535**
 Beech Street Community Primary School Salford **536**
 Cale Green Primary School Stockport **537**
 Cheadle Heath Primary School Stockport **538**
 Church Road Primary School Bolton **539**
 Greendale Primary School and Children's Centre Tameside **540**
 Heaton Park Primary School Bury **541**
 Leigh Central Primary School Wigan **542**
 Mount Carmel RC Primary School Manchester **543**
 Parkfield Primary School Rochdale **544**
 Pike Fold Primary School Manchester **545**
 Poplar Street Primary School Tameside **546**
 Propps Hall Junior Infant and Nursery School Oldham **547**
 St Dunstan's RC Primary School Manchester **548**
 St Edmunds RC Primary School Salford **549**
 St George's Church of England Primary School Stockport **550**
 St Mary's CofE Primary School Salford **551**
 St Mary's CofE Primary School Moston Manchester **552**
 St Mary's CofE Primary School, Deane Bolton **553**
 St Mary's Roman Catholic Primary School Stockport **554**
 St Patrick's Roman Catholic Primary School, Rochdale Rochdale **555**
 Family 39 Averages & Totals

SCHOOL ATTAINMENT DATA																							
Key Stage 2 Average Points Score (all subjects)	2008	29	28	30	26	27	28	27	28	29	27	29	28	28	28	N/A	28	26	27	26	30	31	28
	2009	29	28	28	27	27	27	27	27	29	27	28	28	28	27	27	29	29	27	27	29	29	28
	2010	N/A	28	28	27	N/A	27	27	N/A	N/A	27	N/A	N/A	N/A	N/A	N/A	29	28	N/A	28	27	29	28
Key Stage 1-2 Contextual Value Added	N/A	102	101	101	N/A	100	100	N/A	N/A	100	N/A	N/A	N/A	N/A	N/A	102	101	N/A	102	100	102	101	
% of 11 year olds in school for 4 years or more	88	90	92	86	80	84	79	65	80	90	81	88	63	93	38	95	87	77	90	93	88	81	
% of 11 year olds in school for 2 years or more	100	95	100	89	88	91	97	95	95	100	96	97	95	97	96	100	97	87	93	100	100	95	
Percentage total absence	6	6	5	5	7	7	8	7	5	6	5	6	5	5 (S)	7	4	5	6	8	4	5	6	
Percentage persistent absence	3	0	1	1	4	5	3	3	2	2	1	2	1	2	4	1	1	0	3	1	1	2	

BREAKDOWN OF ATTAINMENT DATA																							
Key Stage 2 Average Points Score (all subjects)	FSM	All pupils not eligible for FSM	N/A	28	29	27	N/A	28	28	N/A	N/A	27	N/A	N/A	N/A	N/A	29	28	N/A	29	28	30	28
		All pupils eligible for FSM	N/A	29	28	28	N/A	25	25	N/A	N/A	29	N/A	N/A	N/A	N/A	N/A	26	27	N/A	28	-	27
	Girls	All girls	N/A	29	27	27	N/A	27	28	N/A	N/A	30	N/A	N/A	N/A	N/A	29	27	N/A	29	27	30	28
		All girls not eligible for FSM	N/A	29	28	28	N/A	28	29	N/A	N/A	30	N/A	N/A	N/A	N/A	30	27	N/A	29	29	30	29
		All girls eligible for FSM	N/A	-	-	-	N/A	24	23	N/A	N/A	-	N/A	N/A	N/A	N/A	26	-	N/A	29	-	-	25
	Boys	All boys	N/A	27	29	27	N/A	27	26	N/A	N/A	26	N/A	N/A	N/A	N/A	29	28	N/A	27	26	28	27
		All boys not eligible for FSM	N/A	27	29	25	N/A	28	26	N/A	N/A	25	N/A	N/A	N/A	N/A	29	29	N/A	28	27	29	27
		All boys eligible for FSM	N/A	-	29	31	N/A	-	28	N/A	N/A	-	N/A	N/A	N/A	N/A	-	27	N/A	27	-	26	28
	Ethnicity	White British pupils	N/A	29	28	27	N/A	27	27	N/A	N/A	27	N/A	N/A	N/A	N/A	28	28	N/A	29	26	30	28
		Indian pupils	N/A	N/A	N/A	N/A	N/A	N/A	N/A	N/A	N/A	N/A	N/A	N/A	N/A	N/A	N/A	N/A	N/A	N/A	N/A	-	-
		Pakistani pupils	N/A	N/A	-	N/A	N/A	N/A	28	N/A	N/A	N/A	N/A	N/A	N/A	N/A	N/A	N/A	N/A	-	-	N/A	26
		Bangladeshi pupils	N/A	-	N/A	N/A	N/A	N/A	-	N/A	N/A	N/A	N/A	N/A	N/A	N/A	N/A	N/A	-	N/A	N/A	N/A	-
		Black Caribbean pupils	N/A	N/A	N/A	N/A	N/A	N/A	N/A	N/A	N/A	N/A	N/A	N/A	N/A	N/A	N/A	N/A	N/A	N/A	N/A	N/A	N/A
	Mobility	Pupils in school for less than 2 years	N/A	-	N/A	-	N/A	25	-	N/A	N/A	N/A	N/A	N/A	N/A	N/A	N/A	-	N/A	-	N/A	N/A	25
		Pupils in school for 2 or more years	N/A	29	28	27	N/A	28	28	N/A	N/A	27	N/A	N/A	N/A	N/A	29	28	N/A	28	27	29	28
	SEN	Pupils with SEN supported at school action	N/A	-	-	24	N/A	24	23	N/A	N/A	-	N/A	N/A	N/A	N/A	24	24	N/A	25	25	-	24
		Pupils with SEN with statements or on School Action Plus	N/A	-	-	-	N/A	-	19	N/A	N/A	-	N/A	N/A	N/A	N/A	-	-	N/A	N/A	-	-	19
	EAL	Pupils with EAL	N/A	-	-	-	N/A	N/A	27	N/A	N/A	N/A	N/A	N/A	N/A	N/A	N/A	-	N/A	-	-	26	26
		Pupils without EAL	N/A	29	28	27	N/A	27	27	N/A	N/A	27	N/A	N/A	N/A	N/A	29	28	N/A	29	26	29	28

KEY STAGE 2 SUBJECT INFORMATION																						
Combined English & Maths	Number	N/A	20	24	28	N/A	56	62	N/A	N/A	29	N/A	N/A	N/A	N/A	38	30	N/A	29	14	42	372
	% Level 4+	N/A	80	79	75	N/A	73	68	N/A	N/A	86	N/A	N/A	N/A	N/A	84	77	N/A	76	64	88	77
	% Level 5+	N/A	20	21	29	N/A	21	19	N/A	N/A	21	N/A	N/A	N/A	N/A	29	17	N/A	28	7	31	23
English	Number	N/A	20	24	28	N/A	56	62	N/A	N/A	29	N/A	N/A	N/A	N/A	38	30	N/A	29	14	42	372
	% Level 4+	N/A	85	96	79	N/A	82	68	N/A	N/A	86	N/A	N/A	N/A	N/A	87	87	N/A	79	64	95	82
	% Level 5+	N/A	50	29	36	N/A	32	24	N/A	N/A	28	N/A	N/A	N/A	N/A	50	20	N/A	34	29	43	34
Maths	Number	N/A	20	24	28	N/A	56	62	N/A	N/A	29	N/A	N/A	N/A	N/A	38	30	N/A	29	14	42	372
	% Level 4+	N/A	80	83	82	N/A	79	85	N/A	N/A	86	N/A	N/A	N/A	N/A	84	80	N/A	86	71	88	83
	% Level 5+	N/A	35	33	32	N/A	21	45	N/A	N/A	28	N/A	N/A	N/A	N/A	34	33	N/A	48	36	43	35

KEY

Local Authority (LA)

C = Community

F = Foundation

VA = Voluntary Aided

VC = Voluntary Controlled

* = New Opener

'N/A' = There are 0 pupils, data is not available or has been suppressed

B = Boys

G = Girls

M = Mixed

Bredbury Green Primary School
Stockport 556

Canon Johnson CofE Primary School
Tameside 557

Fairfield Road Primary School
Tameside 558

Hazel Grove Primary School
Stockport 559

Higher Fallsworth Primary School
Oldham 560

King's Road Primary School
Trafford 561

Lyndhurst Community Primary School
Tameside 562

Lyndhurst Primary and Nursery School
Oldham 563

Ravensfield Primary School
Tameside 564

St Aidan and St Oswald's RC School
Oldham 565

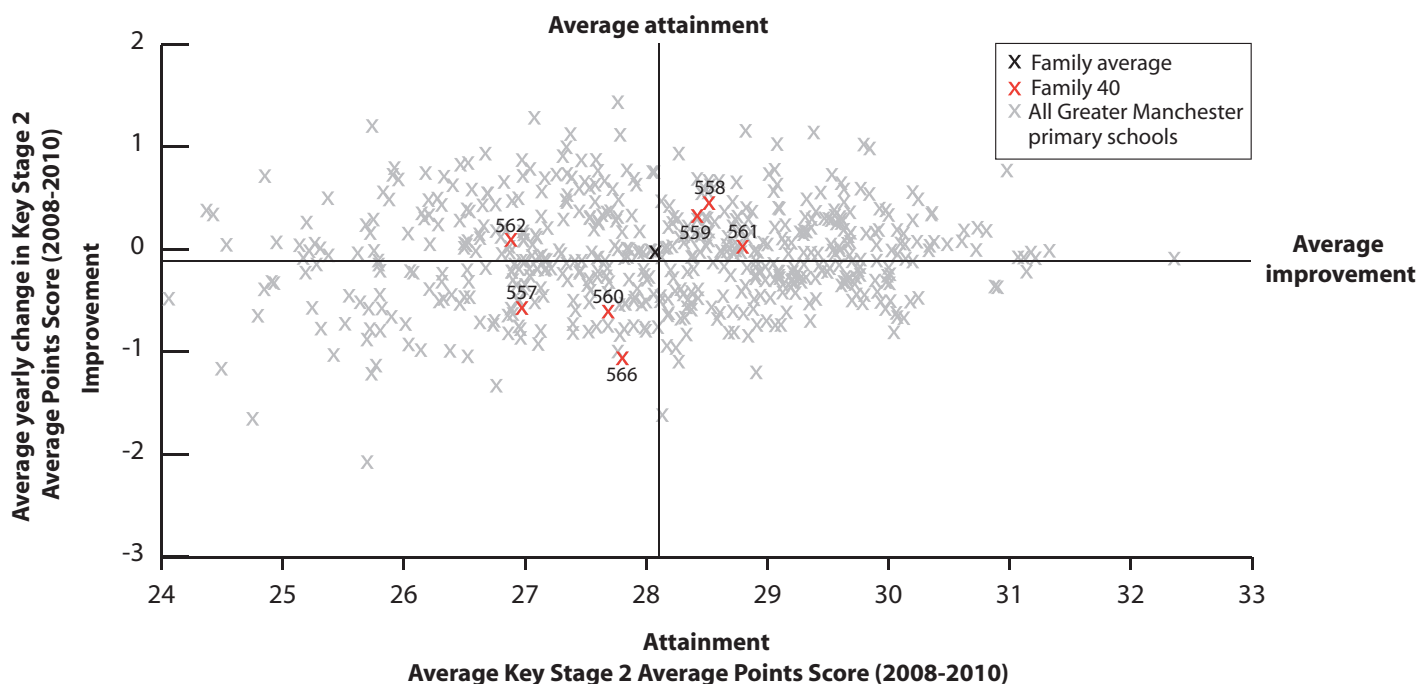
St James CofE Primary School
Ashton-under-Lyne
Tameside 566

Family 40 Averages & Totals

CHARACTERISTICS OF SCHOOLS AND THEIR PUPILS

School Designation	C	VA	C	C	C	C	C	C	C	VA	VC	-		
Gender	M	M	M	M	M	M	M	M	M	M	M	-		
Number of full-time pupils	280	199	234	189	298	426	201	418	319	389	182	3135		
Boys as a percentage of full-time pupils	54	48	47	57	51	49	46	50	51	52	52	51		
Girls as a percentage of full-time pupils	46	52	53	43	49	51	54	50	49	48	48	49		
Prior Attainment band 2010	N/A	3	3	2	2	3	3	1	3	1	3	-		
Free School Meal (FSM) band 2010	5	4	5	5	4	4	5	4	5	4	5	-		
% of pupils known to be eligible for FSM 2010	38	23	29	28	22	22	31	21	31	15	29	25		
Percentage of all pupils of compulsory school age	White	White British	94	79	80	83	94	6	93	45	91	77	45	67
		Irish	0	1	0	0	0	0	0	0	0	1	0	0
		Any other White background	0	0	3	2	0	2	1	0	3	3	4	2
	Mixed	White and Black Caribbean	0	0	0	1	2	2	0	2	0	1	0	1
		White and Black African	0	1	0	1	0	0	0	1	0	1	2	0
		White and Asian	1	2	0	1	0	0	1	2	0	0	1	1
	Asian	Any other Mixed background	0	1	5	1	0	4	0	0	2	2	0	2
		Indian	0	3	0	1	0	16	0	2	1	1	7	3
		Pakistani	1	10	3	2	1	48	0	37	1	1	32	15
	Black	Bangladeshi	0	2	0	3	0	1	0	9	0	9	4	3
		Any other Asian background	1	2	2	0	0	3	0	0	0	1	0	1
		Black Caribbean	0	0	0	0	0	4	0	0	0	0	0	1
	Other	Black African	0	1	5	1	1	2	0	1	0	3	2	1
		Any other Black background	0	0	1	0	0	5	0	0	0	0	0	1
		Chinese	0	0	1	3	0	0	2	0	0	0	0	1
Other	Any other ethnic group	2	2	0	2	0	8	0	0	0	0	3	2	
	Unclassified	0	1	0	1	0	0	1	0	2	0	0	0	
% of pupils with EAL	2	8	12	11	2	69	4	47	5	16	51	24		
% of pupils with SEN with statements or on SAP	15	3	6	10	10	10	8	7	8	7	9	8		
% of pupils with SEN supported at School Action	14	26	15	15	6	6	13	10	8	18	12	12		

PERFORMANCE MAP



KEY

On this page

- '/' = There are fewer than 5 pupils in this group
- 'N/A' = There are 0 pupils, data is not available or has been suppressed
- * = New Opener
- S = School's absence data may have been affected by severe weather conditions.

Bredbury Green Primary School Stockport 556	Canon Johnson CofE Primary School Tameside 557	Fairfield Road Primary School Tameside 558	Hazel Grove Primary School Stockport 559	Higher Fallsworth Primary School Oldham 560	King's Road Primary School Trafford 561	Lyndhurst Community Primary School Tameside 562	Lyndhurst Primary and Nursery School Oldham 563	Ravenfield Primary School Tameside 564	St Aidan and St Oswald's RC School Oldham 565	St James CofE Primary School Ashton-under-Lyne Tameside 566	Family 40 Averages & Totals
---	--	--	--	---	---	---	---	--	---	--	-----------------------------

SCHOOL ATTAINMENT DATA													
Key Stage 2 Average Points Score (all subjects)	2008	29	27	28	29	29	29	28	26	26	28	28	28
	2009	27	27	30	28	28	29	26	29	26	29	28	28
	2010	N/A	27	28	28	26	28	27	N/A	28	N/A	27	27
Key Stage 1-2 Contextual Value Added	N/A	100	101	101	100	101	100	N/A	101	N/A	101	101	
% of 11 year olds in school for 4 years or more	82	92	65	75	76	92	97	87	N/A	81	81	75	
% of 11 year olds in school for 2 years or more	89	96	75	89	89	100	100	95	93	93	100	92	
Percentage total absence	6	7 (S)	5	6	7	8	7	8	6	5	5	6	
Percentage persistent absence	2	3	3	1	4	3	2	6	3	2	0	3	

BREAKDOWN OF ATTAINMENT DATA														
Key Stage 2 Average Points Score (all subjects)	FSM	All pupils not eligible for FSM	N/A	27	29	28	27	28	28	N/A	28	N/A	27	28
		All pupils eligible for FSM	N/A	29	27	26	23	28	25	N/A	28	N/A	26	26
		Girls	All girls	N/A	26	28	29	25	28	28	N/A	27	N/A	26
	All girls not eligible for FSM		N/A	25	28	29	26	29	28	N/A	28	N/A	26	28
	All girls eligible for FSM		N/A	-	-	-	24	-	-	N/A	27	N/A	-	24
	Boys	All boys	N/A	28	28	27	26	28	26	N/A	28	N/A	28	27
		All boys not eligible for FSM	N/A	27	29	28	28	28	27	N/A	27	N/A	28	28
		All boys eligible for FSM	N/A	31	27	26	23	29	24	N/A	29	N/A	-	27
	Ethnicity	White British pupils	N/A	27	28	28	26	29	27	N/A	27	N/A	28	27
		Indian pupils	N/A	-	N/A	N/A	N/A	27	N/A	N/A	-	N/A	N/A	27
		Pakistani pupils	N/A	N/A	-	N/A	N/A	28	N/A	N/A	N/A	N/A	26	27
		Bangladeshi pupils	N/A	N/A	N/A	-	N/A	N/A	N/A	N/A	N/A	N/A	N/A	-
		Black Caribbean pupils	N/A	N/A	N/A	N/A	N/A	-	N/A	N/A	N/A	N/A	N/A	-
	Mobility	Black African pupils	N/A	N/A	-	-	N/A	N/A	N/A	N/A	N/A	N/A	N/A	-
		Pupils in school for less than 2 years	N/A	-	27	-	28	N/A	N/A	N/A	-	N/A	N/A	28
	SEN	Pupils in school for 2 or more years	N/A	27	28	28	25	28	27	N/A	28	N/A	27	27
		Pupils with SEN supported at school action	N/A	29	25	26	21	25	22	N/A	-	N/A	-	25
	EAL	Pupils with SEN with statements or on School Action Plus	N/A	-	-	-	-	22	-	N/A	21	N/A	-	20
		Pupils with EAL	N/A	-	30	-	N/A	28	N/A	N/A	-	N/A	26	28
		Pupils without EAL	N/A	27	28	28	26	28	27	N/A	28	N/A	28	27

KEY STAGE 2 SUBJECT INFORMATION													
Combined English & Maths	Number	N/A	26	51	28	46	63	33	N/A	45	N/A	26	318
	% Level 4+	N/A	73	84	71	57	83	67	N/A	78	N/A	73	74
	% Level 5+	N/A	19	18	11	11	24	27	N/A	18	N/A	12	18
English	Number	N/A	26	51	28	46	63	33	N/A	45	N/A	26	318
	% Level 4+	N/A	73	86	82	63	92	76	N/A	80	N/A	81	80
	% Level 5+	N/A	35	27	14	15	48	30	N/A	27	N/A	19	29
Maths	Number	N/A	26	51	28	46	63	33	N/A	45	N/A	26	318
	% Level 4+	N/A	81	88	89	70	86	73	N/A	87	N/A	85	82
	% Level 5+	N/A	23	35	36	22	25	33	N/A	44	N/A	19	30

KEY

Local Authority (LA)

C = Community

F = Foundation

VA = Voluntary Aided

VC = Voluntary Controlled

* = New Opener

'N/A' = There are 0 pupils, data is not available or has been suppressed

B = Boys

G = Girls

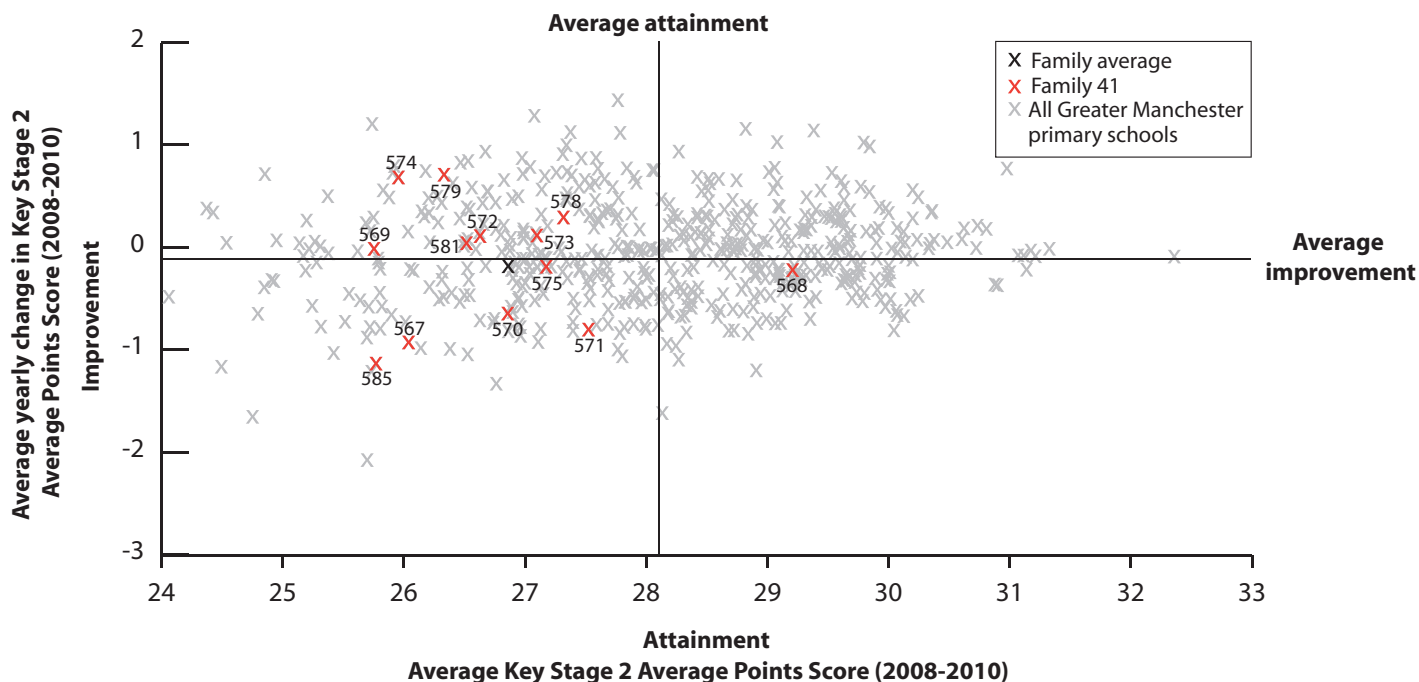
M = Mixed

Castle Hill St Philip's CofE Primary School Wigan 567	Chapelfield Primary School Bury 568	Chowbent Primary School Wigan 569	Devonshire Road Primary School Bolton 570	Elton Community Primary School Bury 571	Gorsefield Primary School Bury 572	Hindsford CofE Primary School Wigan 573	Ince St Mary's CofE Primary School Wigan 574	Masefield Primary School Bolton 575	North Walkden Primary School Salford 576	Radcliffe Primary School Bury 577	Ribble Drive Community Primary School Bury 578	St John CofE Primary School, Kearsley Bolton 579	St John's CofE Primary School Wigan 580	St Joseph's RC Primary School, Halliwell, Bolton 581	St Jude's Catholic Primary School Wigan Wigan 582	St Marie's Roman Catholic Primary School, Bury 583	St Mark's Church of England Primary School Stockport 584	St Stephen's Church of England Primary School Bury 585	Family 41 Averages & Totals
---	--	--	--	--	---	--	--	--	---	--	--	--	--	--	---	--	--	--	-----------------------------

CHARACTERISTICS OF SCHOOLS AND THEIR PUPILS

School Designation	VA	C	VC	C	C	C	VC	VC	C	C	C	C	VA	VA	VA	VA	VA	VC	VA	-		
Gender	M	M	M	M	M	M	M	M	M	M	M	M	M	M	M	M	M	M	M	M	-	
Number of full-time pupils	201	257	188	401	236	349	190	193	211	153	305	196	163	192	194	174	218	241	148	4210		
Boys as a percentage of full-time pupils	56	50	54	53	57	49	46	48	45	52	54	56	49	46	58	53	48	51	48	51		
Girls as a percentage of full-time pupils	44	50	46	47	43	51	54	52	55	48	46	44	51	54	42	47	52	49	52	49		
Prior Attainment band 2010	2	2	3	2	2	3	4	3	2	N/A	1	3	3	N/A	3	1	N/A	1	2	-		
Free School Meal (FSM) band 2010	5	5	4	5	4	5	5	5	4	6	5	5	5	5	5	4	4	5	4	-		
% of pupils known to be eligible for FSM 2010	34	27	18	26	18	28	25	31	21	35	32	29	32	31	31	17	18	26	23	26		
Percentage of all pupils of compulsory school age	White	White British	98	92	97	52	81	85	96	93	95	92	89	81	93	94	77	89	60	95	71	84
		Irish	0	1	0	0	0	0	0	0	0	0	0	0	0	0	4	0	0	0	0	0
		Any other White background	1	1	0	4	0	0	1	0	0	1	1	2	0	0	2	4	13	0	0	2
	Mixed	White and Black Caribbean	0	0	0	0	2	2	0	0	0	1	4	0	0	1	1	0	2	0	1	
		White and Black African	0	0	1	0	0	1	0	0	0	0	1	0	0	0	0	1	1	0	0	
		White and Asian	0	0	1	1	2	3	0	0	0	2	1	1	1	0	2	0	0	0	4	1
	Asian	Any other Mixed background	0	0	1	3	1	1	0	4	1	1	0	1	0	3	1	0	1	1	2	1
		Indian	0	0	1	7	1	0	0	0	2	0	0	1	0	2	0	1	0	1	1	
		Pakistani	0	2	0	29	9	7	0	0	2	1	1	1	2	0	0	0	17	1	17	6
		Bangladeshi	0	0	0	0	0	0	0	0	0	2	1	0	0	0	0	0	0	0	0	
	Black	Any other Asian background	0	1	0	0	2	1	0	0	1	0	3	1	2	1	0	3	0	4	1	
		Black Caribbean	0	0	0	0	0	0	0	0	1	0	1	0	0	0	0	0	0	0	0	
		Black African	0	1	0	0	0	0	2	3	0	0	1	3	0	1	8	2	0	0	1	
	Other	Any other Black background	0	0	0	0	0	0	0	0	0	0	0	0	0	0	0	0	0	0	0	
		Chinese	1	0	0	0	2	1	1	0	0	0	0	0	1	1	0	1	0	0	0	
Any other ethnic group		0	1	0	1	0	0	0	1	0	0	2	0	0	1	3	0	0	1	1		
Unclassified	0	1	0	1	0	0	1	0	0	0	3	0	2	0	2	1	0	0	1	1		
% of pupils with EAL	1	4	0	37	12	7	3	4	3	4	5	8	4	2	13	9	32	1	19	10		
% of pupils with SEN with statements or on SAP	10	12	13	7	13	20	21	10	3	10	7	15	7	13	10	13	11	9	11	11		
% of pupils with SEN supported at School Action	11	13	13	17	10	10	8	6	14	15	11	6	8	10	23	15	16	18	17	13		

PERFORMANCE MAP



KEY

On this page

- '/' = There are fewer than 5 pupils in this group
- 'N/A' = There are 0 pupils, data is not available or has been suppressed
- * = New Opener
- S = School's absence data may have been affected by severe weather conditions.

- Castle Hill St Philip's CofE Primary School Wigan **567**
- Chapelfield Primary School Bury **568**
- Chowbent Primary School Wigan **569**
- Devonshire Road Primary School Bolton **570**
- Eton Community Primary School Bury **571**
- Gorsefield Primary School Bury **572**
- Hindsford CofE Primary School Wigan **573**
- Ince St Mary's CofE Primary School Wigan **574**
- Masefield Primary School Bolton **575**
- North Walkden Primary School Salford **576**
- Radclyffe Primary School Bury **577**
- Ribble Drive Community Primary School Bury **578**
- St John CofE Primary School, Kearsley Bolton **579**
- St John's CofE Primary School Wigan **580**
- St Joseph's RC Primary School, Halliwell, Bolton **581**
- St Jude's Catholic Primary School Wigan Wigan **582**
- St Marie's Roman Catholic Primary School, Bury **583**
- St Mark's Church of England Primary School Stockport **584**
- St Stephen's Church of England Primary School Bury **585**
- Family 41 Averages & Totals

SCHOOL ATTAINMENT DATA																					
Key Stage 2 Average Points Score (all subjects)	2008	27	30	25	27	28	27	28	26	28	26	28	26	26	28	25	29	28	27	26	27
	2009	25	30	26	27	28	26	26	25	27	27	26	28	25	26	27	28	28	28	27	27
	2010	26	27	27	26	26	26	28	27	27	N/A	N/A	28	29	N/A	28	N/A	N/A	N/A	24	27
Key Stage 1-2 Contextual Value Added	101	101	100	100	100	99	100	100	101	N/A	N/A	101	101	N/A	101	N/A	N/A	N/A	100	100	
% of 11 year olds in school for 4 years or more	81	81	76	71	71	89	79	74	77	68	85	92	80	72	97	81	90	89	77	81	
% of 11 year olds in school for 2 years or more	88	91	92	86	91	93	100	93	96	89	93	100	90	84	97	91	93	94	92	92	
Percentage total absence	6	5	4	6	5	6	7	6	4	6	5	8	6	7	8	5	5	7	8 (S)	6	
Percentage persistent absence	1	2	1	3	1	2	4	1	0	3	1	6	2	4	3	0	1	3	6	2	

BREAKDOWN OF ATTAINMENT DATA																							
Key Stage 2 Average Points Score (all subjects)	FSM	All pupils not eligible for FSM	27	27	27	27	26	26	28	28	27	N/A	N/A	29	30	N/A	28	N/A	N/A	N/A	24	27	
		All pupils eligible for FSM	24	27	-	23	27	27	26	24	30	N/A	N/A	27	25	N/A	26	N/A	N/A	N/A	N/A	24	25
		All girls	27	26	27	25	26	25	29	26	29	N/A	N/A	27	29	N/A	27	N/A	N/A	N/A	N/A	25	26
	Girls	All girls not eligible for FSM	-	27	28	27	26	24	29	27	28	N/A	N/A	28	30	N/A	27	N/A	N/A	N/A	N/A	25	27
		All girls eligible for FSM	-	26	-	22	27	26	-	-	29	N/A	N/A	-	24	N/A	-	N/A	N/A	N/A	N/A	-	26
		All boys	25	28	26	26	26	28	27	29	25	N/A	N/A	29	29	N/A	28	N/A	N/A	N/A	N/A	23	27
	Boys	All boys not eligible for FSM	26	27	27	27	25	28	27	30	25	N/A	N/A	30	29	N/A	29	N/A	N/A	N/A	N/A	22	27
		All boys eligible for FSM	23	-	-	23	26	29	-	-	-	N/A	N/A	27	-	N/A	26	N/A	N/A	N/A	N/A	-	25
		White British pupils	26	27	26	26	26	26	28	27	28	N/A	N/A	29	29	N/A	28	N/A	N/A	N/A	N/A	25	27
	Ethnicity	Indian pupils	N/A	N/A	-	31	N/A	N/A	N/A	N/A	N/A	N/A	N/A	N/A	-	N/A	N/A	N/A	N/A	N/A	N/A	N/A	31
		Pakistani pupils	N/A	N/A	N/A	23	-	-	N/A	N/A	-	N/A	N/A	-	N/A	N/A	N/A	N/A	N/A	N/A	N/A	22	23
		Bangladeshi pupils	N/A	N/A	N/A	-	N/A	N/A	N/A	N/A	N/A	N/A	N/A	N/A	N/A	N/A	N/A	N/A	N/A	N/A	N/A	N/A	-
		Black Caribbean pupils	N/A	N/A	N/A	N/A	N/A	N/A	N/A	N/A	N/A	N/A	N/A	-	N/A	N/A	N/A	N/A	N/A	N/A	N/A	N/A	-
		Black African pupils	N/A	N/A	N/A	-	N/A	N/A	N/A	-	-	N/A	N/A	N/A	N/A	N/A	-	N/A	N/A	N/A	N/A	N/A	-
	Mobility	Pupils in school for less than 2 years	-	-	-	22	-	-	N/A	-	-	N/A	N/A	N/A	-	N/A	-	N/A	N/A	N/A	N/A	-	22
		Pupils in school for 2 or more years	26	27	27	26	26	26	28	27	27	N/A	N/A	28	29	N/A	28	N/A	N/A	N/A	N/A	24	27
	SEN	Pupils with SEN supported at school action	-	26	-	22	25	-	-	-	-	N/A	N/A	N/A	N/A	N/A	26	N/A	N/A	N/A	N/A	23	24
		Pupils with SEN with statements or on School Action Plus	19	23	-	20	-	20	25	-	-	N/A	N/A	26	-	N/A	-	N/A	N/A	N/A	N/A	19	21
	EAL	Pupils with EAL	N/A	-	N/A	26	-	-	N/A	-	-	N/A	N/A	N/A	-	N/A	-	N/A	N/A	N/A	N/A	22	25
		Pupils without EAL	26	27	27	26	26	26	28	27	28	N/A	N/A	28	29	N/A	28	N/A	N/A	N/A	N/A	25	27

KEY STAGE 2 SUBJECT INFORMATION																					
Combined English & Maths	Number	26	32	25	58	34	46	28	27	26	N/A	N/A	24	30	N/A	29	N/A	N/A	N/A	26	411
	% Level 4+	65	63	64	48	62	61	75	70	73	N/A	N/A	88	77	N/A	72	N/A	N/A	N/A	54	65
	% Level 5+	15	19	16	19	9	13	21	15	15	N/A	N/A	17	37	N/A	14	N/A	N/A	N/A	0	16
English	Number	26	32	25	58	34	46	28	27	26	N/A	N/A	24	30	N/A	29	N/A	N/A	N/A	26	411
	% Level 4+	65	75	64	59	68	72	75	85	81	N/A	N/A	88	83	N/A	83	N/A	N/A	N/A	58	72
	% Level 5+	15	28	20	31	15	26	25	33	27	N/A	N/A	25	43	N/A	21	N/A	N/A	N/A	0	25
Maths	Number	26	32	25	58	34	46	28	27	26	N/A	N/A	24	30	N/A	29	N/A	N/A	N/A	26	411
	% Level 4+	69	78	80	55	71	72	93	78	85	N/A	N/A	96	83	N/A	83	N/A	N/A	N/A	62	75
	% Level 5+	23	25	20	21	21	20	29	22	27	N/A	N/A	42	43	N/A	34	N/A	N/A	N/A	8	25

KEY

Local Authority (LA)

C = Community

F = Foundation

VA = Voluntary Aided

VC = Voluntary Controlled

* = New Opener

'N/A' = There are 0 pupils, data is not available or has been suppressed

B = Boys

G = Girls

M = Mixed

Hurst Knoll St James' Church of England Primary School **Tameside 586**

Leigh Primary School **Tameside 587**

Mauldeth Road Primary School **Manchester 588**

Millbrook Primary School **Tameside 589**

St Andrew's CofE Primary School **Manchester 590**

St Bernardette's Catholic Primary School **Stockport 591**

St Bernard's RC Primary School **Manchester 592**

St James' CofE Primary School, Birch-in-Rusholme **Manchester 593**

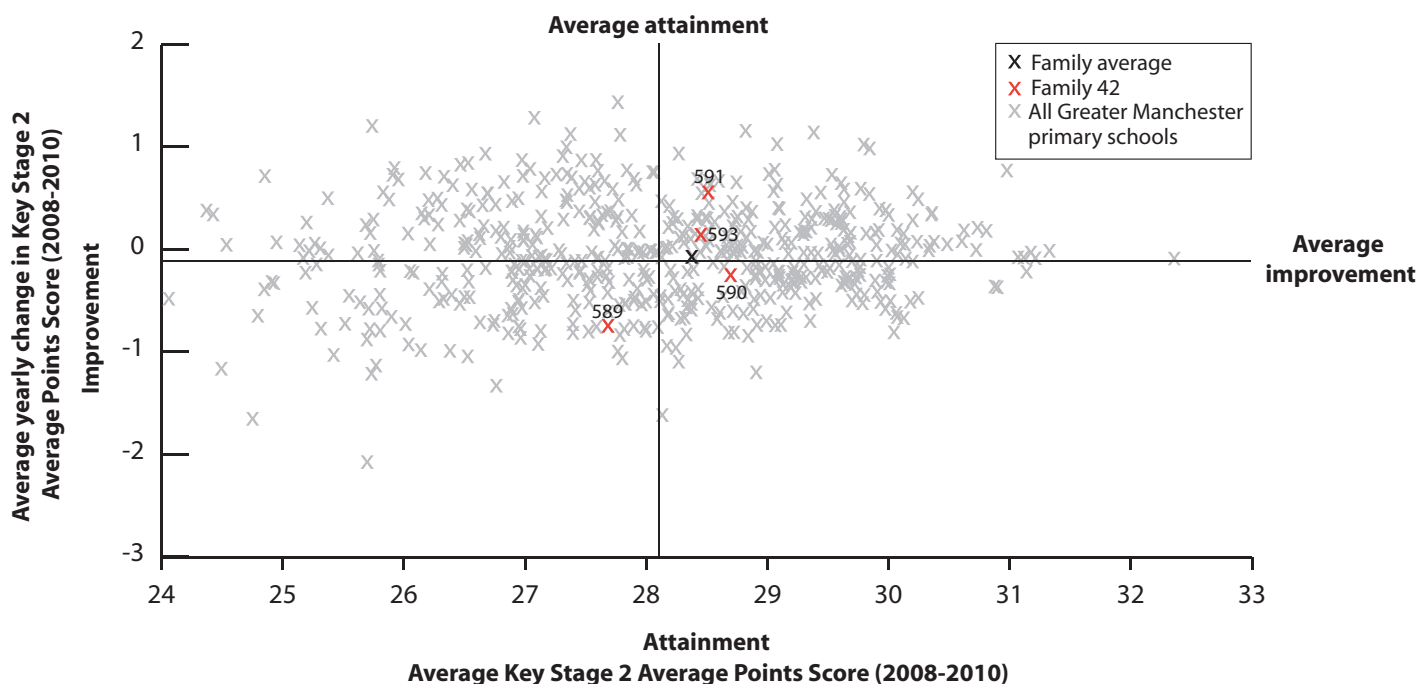
The Heys Primary School **Tameside 594**

Family 42 Averages & Totals

CHARACTERISTICS OF SCHOOLS AND THEIR PUPILS

School Designation	VC	C	C	C	VA	VA	VA	VA	C	-		
Gender	M	M	M	M	M	M	M	M	M	-		
Number of full-time pupils	192	269	345	150	236	161	342	214	209	2118		
Boys as a percentage of full-time pupils	52	50	49	46	48	46	50	56	57	51		
Girls as a percentage of full-time pupils	48	50	51	54	52	54	50	44	43	49		
Prior Attainment band 2010	1	1	N/A	2	3	4	N/A	2	N/A	-		
Free School Meal (FSM) band 2010	5	5	5	5	5	5	5	4	5	-		
% of pupils known to be eligible for FSM 2010	35	32	31	41	25	28	34	18	30	30		
Percentage of all pupils of compulsory school age	White	White British	73	46	26	92	38	91	72	24	52	54
		Irish	1	0	0	1	0	0	3	1	0	1
		Any other White background	5	0	2	1	4	1	4	4	3	3
	Mixed	White and Black Caribbean	0	0	5	1	3	2	2	1	0	2
		White and Black African	1	0	1	0	0	1	0	0	0	0
		White and Asian	2	1	0	3	1	2	2	1	0	1
	Asian	Any other Mixed background	2	1	1	0	4	1	3	9	1	2
		Indian	7	0	2	1	1	0	5	4	14	4
		Pakistani	8	4	38	0	34	1	1	27	27	16
	Black	Bangladeshi	1	47	6	0	0	0	7	3	8	8
		Any other Asian background	0	0	1	0	1	1	1	2	0	1
		Black Caribbean	0	0	3	0	6	0	1	3	0	2
	Other	Black African	1	0	2	0	4	1	3	0	0	1
		Any other Black background	0	0	1	0	1	0	1	1	0	1
		Chinese	0	1	1	0	1	0	0	1	0	1
Other	Any other ethnic group	0	0	10	0	1	0	0	14	0	3	
	Unclassified	1	0	1	2	0	0	1	2	0	1	
% of pupils with EAL	19	51	60	1	40	2	10	53	38	33		
% of pupils with SEN with statements or on SAP	6	3	8	15	11	9	9	4	7	8		
% of pupils with SEN supported at School Action	12	23	18	12	15	25	11	7	9	15		

PERFORMANCE MAP



KEY

On this page

- '/' = There are fewer than 5 pupils in this group
- 'N/A' = There are 0 pupils, data is not available or has been suppressed
- * = New Opener
- S = School's absence data may have been affected by severe weather conditions.

Hurst Knoll St James' Church of England Primary School **Tameside 586**

Leigh Primary School **Tameside 587**

Mauldeth Road Primary School **Manchester 588**

Millbrook Primary School **Tameside 589**

St Andrew's CofE Primary School **Manchester 590**

St Bernadette's Catholic Primary School **Stockport 591**

St Bernard's RC Primary School **Manchester 592**

St James' CofE Primary School, Birch-in-Rusholme **Manchester 593**

The Heys Primary School **Tameside 594**

Family 42: Averages & Totals

SCHOOL ATTAINMENT DATA											
Key Stage 2 Average Points Score (all subjects)	2008	26	26	29	31	29	29	30	28	27	28
	2009	26	26	29	25	29	28	30	29	27	28
	2010	N/A	N/A	N/A	28	28	29	N/A	29	N/A	28
Key Stage 1-2 Contextual Value Added	N/A	N/A	N/A	102	101	101	N/A	102	N/A	102	
% of 11 year olds in school for 4 years or more	75	90	84	60	71	100	96	79	77	82	
% of 11 year olds in school for 2 years or more	86	97	91	92	87	100	98	88	90	92	
Percentage total absence	8	8	7	5	6	6	6	6 (S)	5	6	
Percentage persistent absence	5	7	3	1	4	1	3	1	2	3	

BREAKDOWN OF ATTAINMENT DATA

BREAKDOWN OF ATTAINMENT DATA												
Key Stage 2 Average Points Score (all subjects)	FSM	All pupils not eligible for FSM	N/A	N/A	N/A	28	29	29	N/A	29	N/A	28
		All pupils eligible for FSM	N/A	N/A	N/A	26	25	28	N/A	28	N/A	26
	Girls	All girls	N/A	N/A	N/A	28	29	29	N/A	30	N/A	29
		All girls not eligible for FSM	N/A	N/A	N/A	28	30	30	N/A	29	N/A	29
		All girls eligible for FSM	N/A	N/A	N/A	28	-	-	N/A	-	N/A	28
	Boys	All boys	N/A	N/A	N/A	27	27	28	N/A	28	N/A	26
		All boys not eligible for FSM	N/A	N/A	N/A	29	28	28	N/A	29	N/A	27
		All boys eligible for FSM	N/A	N/A	N/A	-	-	28	N/A	-	N/A	28
	Ethnicity	White British pupils	N/A	N/A	N/A	27	28	29	N/A	29	N/A	28
		Indian pupils	N/A	N/A	N/A	N/A	N/A	N/A	N/A	-	N/A	-
		Pakistani pupils	N/A	N/A	N/A	N/A	28	N/A	N/A	30	N/A	28
		Bangladeshi pupils	N/A	N/A	N/A	N/A	N/A	N/A	N/A	-	N/A	15
		Black Caribbean pupils	N/A	N/A	N/A	N/A	N/A	N/A	N/A	-	N/A	-
	Mobility	Black African pupils	N/A	N/A	N/A	N/A	N/A	N/A	N/A	N/A	N/A	N/A
		Pupils in school for less than 2 years	N/A	N/A	N/A	-	-	N/A	N/A	-	N/A	-
	SEN	Pupils in school for 2 or more years	N/A	N/A	N/A	27	29	29	N/A	29	N/A	28
		Pupils with SEN supported at school action	N/A	N/A	N/A	28	28	-	N/A	24	N/A	25
	EAL	Pupils with SEN with statements or on School Action Plus	N/A	N/A	N/A	25	19	-	N/A	-	N/A	23
		Pupils with EAL	N/A	N/A	N/A	-	28	N/A	N/A	30	N/A	27
		Pupils without EAL	N/A	N/A	N/A	27	28	29	N/A	27	N/A	27

KEY STAGE 2 SUBJECT INFORMATION

Combined English & Maths	Number	N/A	N/A	N/A	25	31	21	N/A	24	N/A	101
	% Level 4+	N/A	N/A	N/A	76	84	86	N/A	79	N/A	81
	% Level 5+	N/A	N/A	N/A	12	35	29	N/A	25	N/A	26
English	Number	N/A	N/A	N/A	25	31	21	N/A	24	N/A	101
	% Level 4+	N/A	N/A	N/A	76	84	86	N/A	83	N/A	82
	% Level 5+	N/A	N/A	N/A	28	39	29	N/A	42	N/A	35
Maths	Number	N/A	N/A	N/A	25	31	21	N/A	24	N/A	101
	% Level 4+	N/A	N/A	N/A	96	87	90	N/A	88	N/A	90
	% Level 5+	N/A	N/A	N/A	28	48	52	N/A	38	N/A	42

KEY
 Local Authority (LA)
 C = Community
 F = Foundation
 VA = Voluntary Aided
 VC = Voluntary Controlled
 * = New Opener
 'N/A' = There are 0 pupils, data is not available or has been suppressed

B = Boys
 G = Girls
 M = Mixed

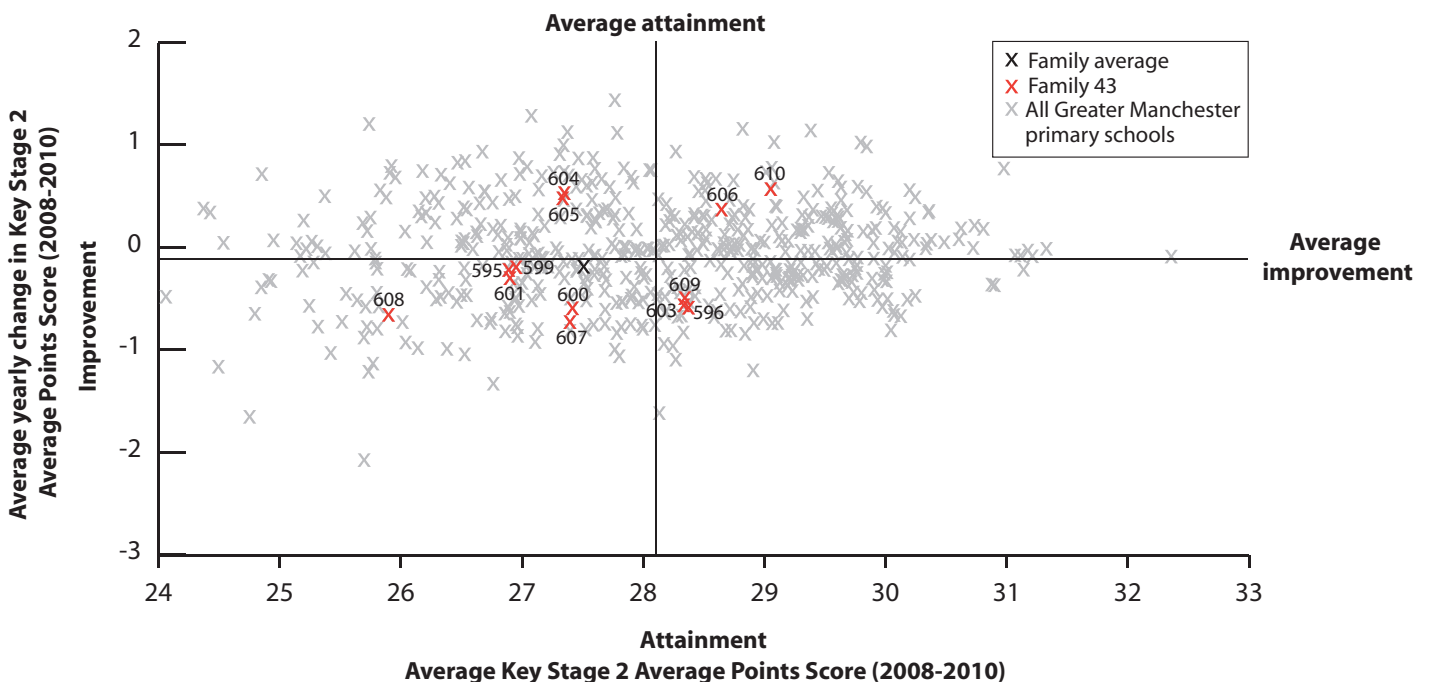
All Saints Church of England Primary School, Stand Bury **595**
 Barton Clough Primary School Trafford **596**
 Bryn St Peter's CofE Primary School Wigan **597**
 Cadishead Primary School Salford **598**
 Canon Sharples Church of England Primary School and Nursery Wigan **599**
 Chorley New Road Primary School Bolton **600**
 Highfield Primary School Bolton **601**
 Hindley All Saints CofE Primary School Wigan **602**
 Holy Family Catholic Primary School Platt Bridge Wigan **603**
 Lowton Junior and Infant School Wigan **604**
 Orell Lamberhead Green Community Primary School Wigan **605**
 St David Haigh and Aspull CofE Primary School Wigan **606**
 St Joseph the Worker RC Primary School Salford **607**
 St Stephen and All Martyrs' CofE School, Lever Bridge Bolton **608**
 St Teresa's RC Primary School Trafford **609**
 Standish Lower Ground St Anne's CofE Primary School Wigan **610**
 Wigan Worsley Mesnes Community Primary School Wigan **611**

Family 43 Averages & Totals

CHARACTERISTICS OF SCHOOLS AND THEIR PUPILS

School Designation	VC	C	VC	C	VA	C	C	VA	VA	F	C	VA	VA	VA	VA	VA	C	-		
Gender	M	M	M	M	M	M	M	M	M	M	M	M	M	M	M	M	M	M	-	
Number of full-time pupils	200	207	202	326	313	232	312	206	210	121	363	168	168	183	217	113	207	3748		
Boys as a percentage of full-time pupils	52	51	52	50	46	55	47	49	48	57	48	51	48	56	47	47	55	50		
Girls as a percentage of full-time pupils	48	49	48	50	54	45	53	51	52	43	52	49	52	44	53	53	45	50		
Prior Attainment band 2010	2	2	N/A	N/A	3	3	3	N/A	3	3	2	3	3	3	3	3	1	-		
Free School Meal (FSM) band 2010	3	4	5	5	4	5	4	5	4	5	5	3	4	5	4	5	4	-		
% of pupils known to be eligible for FSM 2010	13	18	22	23	16	32	21	29	19	31	26	13	17	22	17	26	21	21		
Percentage of all pupils of compulsory school age	White	White British	92	70	99	96	94	86	90	96	89	94	94	92	84	84	61	96	91	89
		Irish	1	0	0	0	0	0	0	0	0	0	0	0	0	0	4	0	0	0
		Any other White background	2	0	0	0	0	2	0	1	5	0	0	0	6	0	3	0	1	1
	Mixed	White and Black Caribbean	2	1	0	0	0	1	0	0	0	0	3	1	1	6	0	0	1	
		White and Black African	0	0	0	0	0	0	0	0	0	0	0	0	1	2	0	0	0	
		White and Asian	0	0	1	0	1	2	1	1	0	0	1	0	0	1	1	0	1	1
	Asian	Any other Mixed background	0	2	0	1	1	1	0	1	0	0	2	2	1	4	1	0	1	
		Indian	0	3	0	1	1	2	1	0	0	0	0	1	2	1	0	0	1	
		Pakistani	1	8	0	0	1	3	4	0	0	0	0	1	2	1	0	0	1	
		Bangladeshi	0	0	0	0	0	0	0	0	0	2	0	0	0	0	0	0	0	
	Black	Any other Asian background	1	0	0	0	0	0	0	0	1	0	1	0	1	0	0	1	0	
		Black Caribbean	1	0	0	0	0	0	0	0	0	0	0	0	0	3	0	0	0	
		Black African	1	1	0	0	0	0	0	0	0	0	0	4	2	3	0	0	1	
	Other	Any other Black background	0	1	0	0	0	0	0	0	0	1	0	1	2	0	0	0	0	
		Chinese	0	1	0	0	0	0	0	2	2	1	0	0	0	0	3	0	0	
Any other ethnic group		1	5	0	0	0	0	3	0	1	1	2	1	1	0	1	0	2	1	
Unclassified	0	4	0	0	3	3	0	0	2	0	2	0	5	11	1	2	2			
% of pupils with EAL	4	14	0	2	2	6	7	0	4	3	3	2	13	4	6	3	4	4		
% of pupils with SEN with statements or on SAP	7	16	4	8	9	2	9	21	9	21	8	10	7	17	12	18	6	10		
% of pupils with SEN supported at School Action	6	9	4	12	10	18	17	17	5	9	12	5	17	8	3	10	12	11		

PERFORMANCE MAP



KEY

On this page

- '/' = There are fewer than 5 pupils in this group
- 'N/A' = There are 0 pupils, data is not available or has been suppressed
- * = New Opener
- S = School's absence data may have been affected by severe weather conditions.

- All Saints Church of England Primary School, Stand Bury **595**
- Barton Clough Primary School **Trafford 596**
- Bryn St Peter's CofE Primary School **Wigan 597**
- Cadishead Primary School **Salford 598**
- Canon Sharples Church of England Primary School and Nursery **Wigan 599**
- Chorley New Road Primary School **Bolton 600**
- Highfield Primary School **Bolton 601**
- Hindley All Saints CofE Primary School **Wigan 602**
- Holy Family Catholic Primary School Platt Bridge **Wigan 603**
- Lowton Junior and Infant School **Wigan 604**
- Orell Lamberhead Green Community Primary School **Wigan 605**
- St David Haigh and Aspall CofE Primary School **Wigan 606**
- St Joseph the Worker RC Primary School **Salford 607**
- St Stephen and All Martyrs' CofE School, Lever Bridge **Bolton 608**
- St Teresa's RC Primary School **Trafford 609**
- Standish Lower Ground St Anne's CofE Primary School **Wigan 610**
- Wigan Worsley Mesnes Community Primary School **Wigan 611**

Family 43 Averages & Totals

SCHOOL ATTAINMENT DATA																			
Key Stage 2 Average Points Score (all subjects)	2008	26	29	30	27	27	28	27	29	29	26	26	28	27	26	28	29	26	27
	2009	27	29	28	28	26	27	27	28	28	29	29	29	28	25	29	30	27	28
	2010	28	27	N/A	N/A	28	26	27	N/A	29	28	28	29	27	26	28	29	N/A	28
Key Stage 1-2 Contextual Value Added	101	101	N/A	N/A	100	99	100	N/A	101	102	102	101	100	99	101	101	N/A	101	
% of 11 year olds in school for 4 years or more	90	82	90	92	83	74	100	93	92	76	85	77	89	61	77	83	87	85	
% of 11 year olds in school for 2 years or more	93	94	97	100	94	90	100	97	100	88	96	86	96	89	91	94	97	95	
Percentage total absence	5	5	5	5	5	6	5	6	6	5	5	5	6	6 (S)	5	7	5	5	
Percentage persistent absence	1	4	0	2	1	1	2	3	3	1	0	1	0	5	1	2	1	2	

BREAKDOWN OF ATTAINMENT DATA

Key Stage 2 Average Points Score (all subjects)	Category	Pupils																	
		All pupils not eligible for FSM																	
FSM	All pupils eligible for FSM	28	27	N/A	N/A	29	27	27	N/A	30	28	28	29	27	27	28	29	N/A	28
	All pupils eligible for FSM	-	26	N/A	N/A	27	25	28	N/A	24	28	27	-	26	23	-	-	N/A	26
Girls	All girls	29	27	N/A	N/A	29	26	27	N/A	30	28	28	30	26	26	29	31	N/A	28
	All girls not eligible for FSM	29	28	N/A	N/A	29	28	27	N/A	31	-	29	31	26	27	29	31	N/A	29
	All girls eligible for FSM	N/A	-	N/A	N/A	-	22	28	N/A	-	-	28	-	26	-	-	-	N/A	26
Boys	All boys	25	26	N/A	N/A	28	26	27	N/A	28	29	28	28	28	25	24	26	N/A	27
	All boys not eligible for FSM	26	26	N/A	N/A	28	26	27	N/A	29	30	28	29	28	26	-	25	N/A	27
	All boys eligible for FSM	-	-	N/A	N/A	-	27	-	N/A	25	28	27	-	-	-	-	-	N/A	27
Ethnicity	White British pupils	27	26	N/A	N/A	28	26	27	N/A	29	28	28	29	27	26	28	29	N/A	28
	Indian pupils	N/A	N/A	N/A	N/A	N/A	N/A	-	N/A	N/A	N/A	N/A	N/A	N/A	N/A	N/A	N/A	N/A	-
	Pakistani pupils	N/A	-	N/A	N/A	N/A	N/A	-	N/A	N/A	N/A	N/A	N/A	-	N/A	-	N/A	N/A	-
	Bangladeshi pupils	N/A	N/A	N/A	N/A	N/A	N/A	N/A	N/A	N/A	-	N/A	N/A	N/A	N/A	N/A	N/A	N/A	-
	Black Caribbean pupils	N/A	-	N/A	N/A	N/A	N/A	N/A	N/A	N/A	N/A	N/A	N/A	N/A	N/A	N/A	N/A	N/A	-
Mobility	Black African pupils	N/A	-	N/A	N/A	N/A	N/A	N/A	N/A	N/A	N/A	N/A	N/A	-	-	N/A	N/A	N/A	-
	Pupils in school for less than 2 years	-	-	N/A	N/A	-	-	N/A	N/A	N/A	-	-	-	-	-	-	-	N/A	-
SEN	Pupils in school for 2 or more years	28	27	N/A	N/A	28	26	27	N/A	29	29	28	30	26	26	28	29	N/A	28
	Pupils with SEN supported at school action	-	26	N/A	N/A	-	20	26	N/A	-	-	27	-	21	24	N/A	-	N/A	24
EAL	Pupils with SEN with statements or on School Action Plus	21	23	N/A	N/A	23	-	21	N/A	23	-	24	-	N/A	22	-	27	N/A	23
	Pupils with EAL	-	-	N/A	N/A	N/A	N/A	-	N/A	N/A	-	N/A	N/A	-	-	-	N/A	N/A	-
EAL	Pupils without EAL	27	26	N/A	N/A	28	26	27	N/A	29	28	28	29	27	26	28	29	N/A	28

KEY STAGE 2 SUBJECT INFORMATION

Combined English & Maths	Number	30	33	N/A	N/A	47	31	45	N/A	36	17	52	22	27	28	22	18	N/A	408
	% Level 4+	77	67	N/A	N/A	81	61	78	N/A	83	71	81	86	70	61	64	78	N/A	75
	% Level 5+	23	15	N/A	N/A	23	16	16	N/A	33	24	19	32	11	7	23	28	N/A	20
English	Number	30	33	N/A	N/A	47	31	45	N/A	36	17	52	22	27	28	22	18	N/A	408
	% Level 4+	80	70	N/A	N/A	87	68	78	N/A	89	71	83	86	74	71	77	78	N/A	79
	% Level 5+	30	15	N/A	N/A	28	16	20	N/A	39	35	19	50	26	25	27	39	N/A	27
Maths	Number	30	33	N/A	N/A	47	31	45	N/A	36	17	52	22	27	28	22	18	N/A	408
	% Level 4+	87	85	N/A	N/A	85	71	84	N/A	86	94	92	95	74	75	68	94	N/A	84
	% Level 5+	30	39	N/A	N/A	47	35	36	N/A	56	41	38	41	22	7	36	61	N/A	38

KEY

Local Authority (LA)

- C = Community
- F = Foundation
- VA = Voluntary Aided
- VC = Voluntary Controlled
- * = New Opener
- 'N/A' = There are 0 pupils, data is not available or has been suppressed
- B = Boys
- G = Girls
- M = Mixed

Briscoe Lane Primary School
Manchester 612

Cheetham CoFE Community School
Manchester 613

Christ Church CoFE Primary School
Salford 614

Holy Cross CoFE Primary School
Oldham 615*

St Clare's RC Primary School
Manchester 616

St Hilda's CoFE Primary School
Oldham 617

St John Bosco RC Primary School
Manchester 618

Temple Primary School
Manchester 619

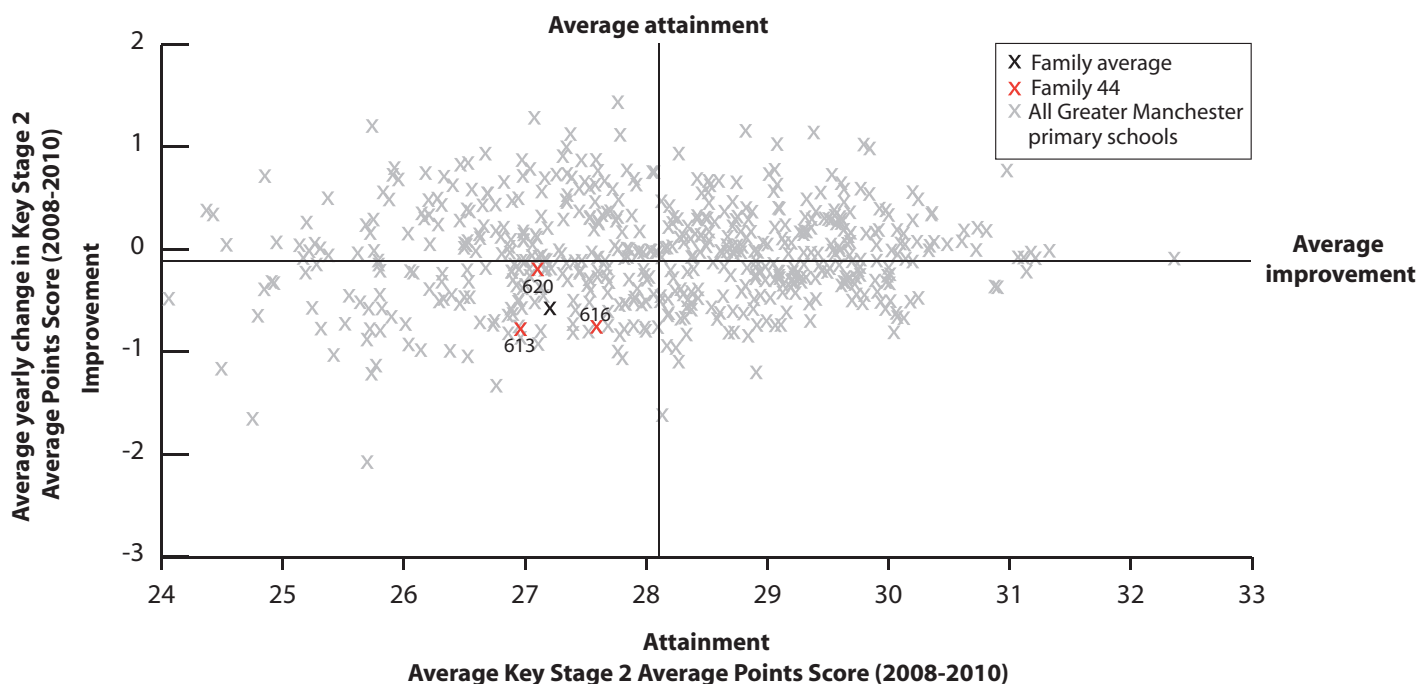
Westwood Primary School
Oldham 620

Family 44 Averages & Totals

CHARACTERISTICS OF SCHOOLS AND THEIR PUPILS

School Designation	C	VC	VA	VA	VA	VA	VA	C	C	-		
Gender	M	M	M	M	M	M	M	M	M	-		
Number of full-time pupils	305	491	198	408	403	313	220	500	208	3046		
Boys as a percentage of full-time pupils	54	47	46	48	50	47	53	49	48	49		
Girls as a percentage of full-time pupils	46	53	54	52	50	53	47	51	52	51		
Prior Attainment band 2010	N/A	2	N/A	2	2	1	N/A	N/A	2	-		
Free School Meal (FSM) band 2010	7	5	7	6	5	5	6	6	6	-		
% of pupils known to be eligible for FSM 2010	58	33	48	51	34	37	38	42	46	42		
Percentage of all pupils of compulsory school age	White	White British	73	0	78	35	84	0	77	2	0	34
		Irish	0	0	0	0	1	0	6	0	0	1
		Any other White background	5	0	14	0	1	0	5	3	0	2
	Mixed	White and Black Caribbean	0	0	0	1	0	0	1	1	0	0
		White and Black African	2	0	1	0	0	0	3	0	0	1
		White and Asian	0	0	1	1	0	0	1	1	0	0
	Asian	Any other Mixed background	3	0	1	1	1	0	2	0	1	1
		Indian	0	3	1	1	0	0	0	4	1	1
		Pakistani	0	66	0	1	1	0	0	66	1	20
		Bangladeshi	0	0	0	50	0	85	0	0	97	24
	Black	Any other Asian background	0	5	0	1	0	0	0	3	0	1
		Black Caribbean	0	1	0	1	0	0	0	0	0	0
		Black African	10	2	1	3	5	0	5	6	0	4
	Other	Any other Black background	4	1	1	0	2	0	0	1	0	1
		Chinese	0	0	0	0	0	0	1	1	0	0
Any other ethnic group		2	20	0	4	3	0	2	12	0	6	
Unclassified		0	0	1	0	1	14	0	0	0	2	
% of pupils with EAL	12	95	4	57	7	86	11	91	100	57		
% of pupils with SEN with statements or on SAP	17	3	7	8	3	8	14	5	3	7		
% of pupils with SEN supported at School Action	26	4	7	19	10	17	10	18	11	14		

PERFORMANCE MAP



KEY

On this page

- '/' = There are fewer than 5 pupils in this group
- 'N/A' = There are 0 pupils, data is not available or has been suppressed
- * = New Opener
- S = School's absence data may have been affected by severe weather conditions.

Briscoe Lane Primary School
Manchester 612

Cheetham CoE Community School
Manchester 613

Christ Church CoE Primary School
Salford 614

Holy Cross CoE Primary School
Oldham 615*

St Clare's RC Primary School
Manchester 616

St Hilda's CoE Primary School
Oldham 617

St John Bosco RC Primary School
Manchester 618

Temple Primary School
Manchester 619

Westwood Primary School
Oldham 620

Family 44 Averages & Totals

SCHOOL ATTAINMENT DATA											
Key Stage 2 Average Points Score (all subjects)	2008	29	27	24	N/A	29	26	28	28	26	27
	2009	28	28	28	25	28	25	29	28	28	27
	2010	N/A	26	N/A	26	26	N/A	N/A	N/A	26	26
Key Stage 1-2 Contextual Value Added	N/A	100	N/A	100	100	N/A	N/A	N/A	100	100	
% of 11 year olds in school for 4 years or more	65	77	87	78	85	82	70	85	79	79	
% of 11 year olds in school for 2 years or more	76	87	91	93	97	91	89	97	93	91	
Percentage total absence	6	5	6	6	6	6	6	6 (S)	5	6	
Percentage persistent absence	1	1	3	2	4	2	1	1	1	2	

BREAKDOWN OF ATTAINMENT DATA												
Key Stage 2 Average Points Score (all subjects)	FSM	All pupils not eligible for FSM	N/A	26	N/A	27	27	N/A	N/A	N/A	27	26
		All pupils eligible for FSM	N/A	25	N/A	26	24	N/A	N/A	N/A	26	25
	Girls	All girls	N/A	26	N/A	27	26	N/A	N/A	N/A	26	26
		All girls not eligible for FSM	N/A	26	N/A	27	28	N/A	N/A	N/A	28	27
		All girls eligible for FSM	N/A	25	N/A	26	24	N/A	N/A	N/A	26	25
	Boys	All boys	N/A	26	N/A	26	26	N/A	N/A	N/A	27	25
		All boys not eligible for FSM	N/A	26	N/A	27	26	N/A	N/A	N/A	26	26
		All boys eligible for FSM	N/A	25	N/A	25	24	N/A	N/A	N/A	28	25
	Ethnicity	White British pupils	N/A	N/A	N/A	26	26	N/A	N/A	N/A	N/A	26
		Indian pupils	N/A	-	N/A	N/A	N/A	N/A	N/A	N/A	-	-
		Pakistani pupils	N/A	26	N/A	N/A	N/A	N/A	N/A	N/A	N/A	26
		Bangladeshi pupils	N/A	N/A	N/A	27	N/A	N/A	N/A	N/A	26	26
		Black Caribbean pupils	N/A	-	N/A	-	-	N/A	N/A	N/A	N/A	-
	Mobility	Black African pupils	N/A	-	N/A	-	-	N/A	N/A	N/A	N/A	-
		Pupils in school for less than 2 years	N/A	22	N/A	-	-	N/A	N/A	N/A	-	22
	SEN	Pupils in school for 2 or more years	N/A	26	N/A	27	26	N/A	N/A	N/A	27	26
		Pupils with SEN supported at school action	N/A	24	N/A	-	21	N/A	N/A	N/A	24	22
	EAL	Pupils with SEN with statements or on School Action Plus	N/A	-	N/A	-	-	N/A	N/A	N/A	-	-
		Pupils with EAL	N/A	26	N/A	27	-	N/A	N/A	N/A	26	26
		Pupils without EAL	N/A	-	N/A	26	26	N/A	N/A	N/A	N/A	26

KEY STAGE 2 SUBJECT INFORMATION											
Combined English & Maths	Number	N/A	60	N/A	58	59	N/A	N/A	N/A	29	206
	% Level 4+	N/A	55	N/A	69	63	N/A	N/A	N/A	66	63
	% Level 5+	N/A	10	N/A	7	15	N/A	N/A	N/A	10	11
English	Number	N/A	60	N/A	58	59	N/A	N/A	N/A	29	206
	% Level 4+	N/A	57	N/A	74	68	N/A	N/A	N/A	83	68
	% Level 5+	N/A	10	N/A	21	17	N/A	N/A	N/A	17	16
Maths	Number	N/A	60	N/A	58	59	N/A	N/A	N/A	29	206
	% Level 4+	N/A	78	N/A	79	68	N/A	N/A	N/A	72	75
	% Level 5+	N/A	33	N/A	10	27	N/A	N/A	N/A	14	22

KEY

Local Authority (LA)

C = Community

F = Foundation

VA = Voluntary Aided

VC = Voluntary Controlled

* = New Opener

'N/A' = There are 0 pupils, data is not available or has been suppressed

B = Boys

G = Girls

M = Mixed

All Saints CofE Primary School Bolton **621**

Bare Trees Primary School Oldham **622**

Charlestown Community Primary School Salford **623**

Coppice Primary School Oldham **624**

Freehold Community Junior Infant and Nursery School Oldham **625**

Langworthy Road Primary School Salford **626**

Lime Tree Primary School Trafford **627**

St Anne's RC Primary School Crumpsall Manchester **628**

St John's CofE Primary School Manchester **629**

St Luke's CofE Primary School Salford **630**

St Patrick's RC Primary and Nursery School Oldham **631**

St Simon and Jude CofE Primary School, Bolton **632**

St William of York RC Primary School Bolton **633**

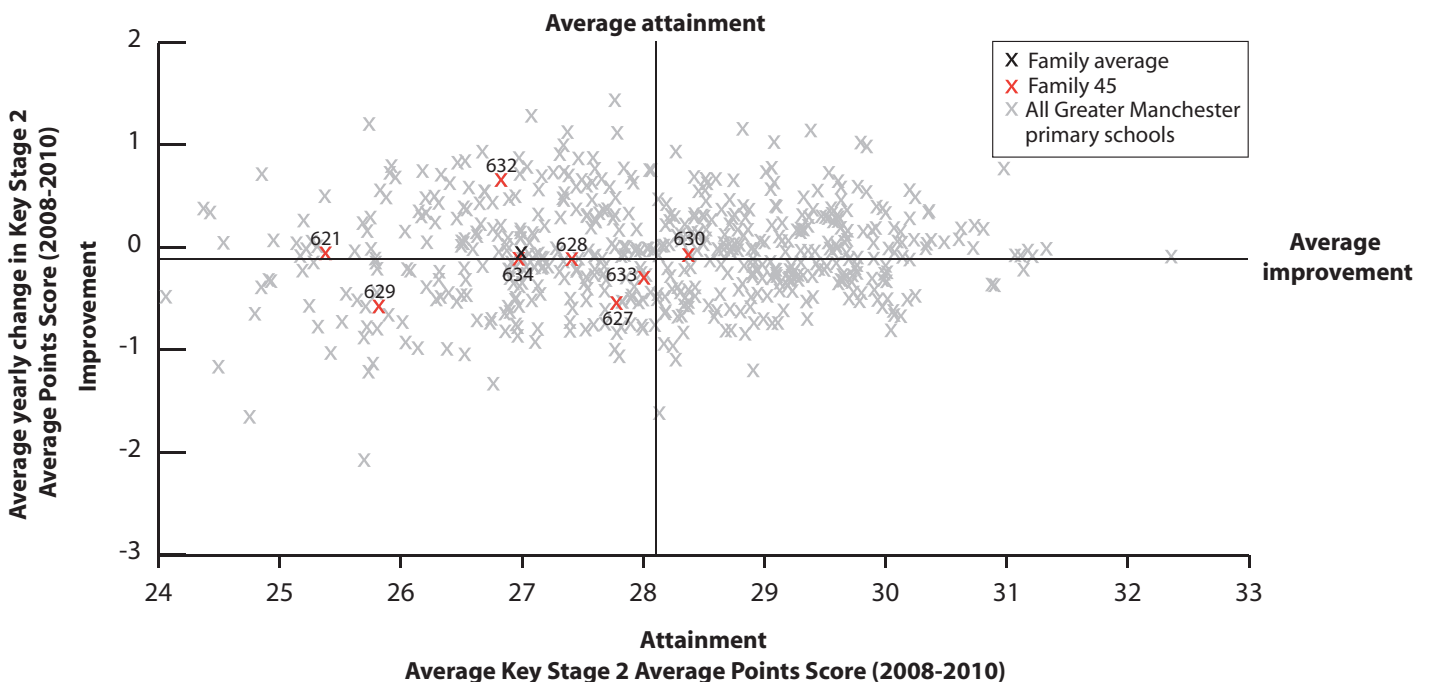
Summerville Primary School Salford **634**

Family 45 Averages & Totals

CHARACTERISTICS OF SCHOOLS AND THEIR PUPILS

School Designation	VA	C	C	C	C	-	C	VA	VC	VC	VA	VC	VA	C	-		
Gender	M	M	M	M	M	M	M	M	M	M	M	M	M	M	-		
Number of full-time pupils	198	482	200	484	263	251	160	250	359	189	205	367	201	198	3807		
Boys as a percentage of full-time pupils	47	53	52	48	51	47	45	48	50	45	48	46	57	51	49		
Girls as a percentage of full-time pupils	53	47	49	52	49	53	55	52	50	55	52	54	43	49	51		
Prior Attainment band 2010	3	3	1	N/A	N/A	1	3	3	2	3	N/A	3	3	2	-		
Free School Meal (FSM) band 2010	4	5	6	4	4	6	6	5	5	6	5	5	5	6	-		
% of pupils known to be eligible for FSM 2010	24	24	45	20	22	43	42	28	28	40	22	33	29	47	30		
Percentage of all pupils of compulsory school age	White	White British	26	11	69	1	1	89	80	54	3	73	35	42	55	73	35
		Irish	0	0	0	0	0	0	0	0	0	0	0	0	0	0	0
		Any other White background	1	1	8	0	0	3	7	14	0	6	5	4	4	5	3
	Mixed	White and Black Caribbean	0	0	1	0	0	0	3	6	2	2	1	1	0	3	1
		White and Black African	0	0	2	0	0	0	1	1	0	2	1	0	1	1	0
		White and Asian	0	0	0	2	1	0	0	0	2	1	1	1	3	1	1
	Asian	Any other Mixed background	1	0	3	0	0	1	4	2	0	5	1	1	0	2	1
		Indian	1	0	1	3	1	0	0	4	1	0	5	6	14	0	3
		Pakistani	68	3	1	71	76	1	0	3	44	0	24	37	12	8	30
	Black	Bangladeshi	0	81	1	21	20	0	1	0	33	0	6	1	1	0	18
		Any other Asian background	1	0	1	1	0	0	2	1	1	2	8	1	1	1	1
		Black Caribbean	0	0	1	0	0	0	1	3	1	1	2	0	0	0	1
	Other	Black African	2	0	3	0	1	2	0	5	6	5	8	1	3	4	2
		Any other Black background	0	0	1	0	0	1	0	1	1	0	2	0	0	0	0
		Chinese	0	0	1	0	0	0	0	0	0	0	0	0	0	0	0
Other	Any other ethnic group	2	0	7	0	0	1	1	2	5	1	0	3	5	2	2	
	Unclassified	0	4	1	0	0	0	0	1	1	2	1	1	0	2	1	
% of pupils with EAL	74	84	24	89	97	7	13	18	79	13	55	48	37	11	56		
% of pupils with SEN with statements or on SAP	4	4	11	5	12	8	14	5	6	3	8	4	5	12	7		
% of pupils with SEN supported at School Action	9	14	14	12	17	10	6	4	11	8	8	13	14	12	12		

PERFORMANCE MAP



KEY

On this page

- '/' = There are fewer than 5 pupils in this group
- 'N/A' = There are 0 pupils, data is not available or has been suppressed
- * = New Opener
- S = School's absence data may have been affected by severe weather conditions.

All Saints CofE Primary School **Bolton 621**
 Bare Trees Primary School **Oldham 622**
 Charlestown Community Primary School **Salford 623**
 Coppice Primary School **Oldham 624**
 Freehold Community Junior Infant and Nursery School **Oldham 625**
 Langworthy Road Primary School **Salford 626**
 Lime Tree Primary School **Trafford 627**
 St Anne's RC Primary School **Crumpsall Manchester 628**
 St John's CofE Primary School **Manchester 629**
 St Luke's CofE Primary School **Salford 630**
 St Patrick's RC Primary and Nursery School **Oldham 631**
 St Simon and Jude CofE Primary School, **Bolton 632**
 St William of York RC Primary School **Bolton 633**
 Summerville Primary School **Salford 634**
 Family 45 Averages & Totals

SCHOOL ATTAINMENT DATA																
Key Stage 2 Average Points Score (all subjects)	2008	26	27	27	27	28	25	27	28	26	28	28	26	27	28	27
	2009	25	27	27	27	27	25	28	26	26	29	28	28	28	27	27
	2010	25	27	N/A	N/A	N/A	N/A	28	29	26	29	N/A	27	29	26	27
Key Stage 1-2 Contextual Value Added	99	99	N/A	N/A	N/A	N/A	101	101	100	102	N/A	100	102	100	101	
% of 11 year olds in school for 4 years or more	94	N/A	62	85	89	93	56	85	90	64	89	81	96	79	72	
% of 11 year olds in school for 2 years or more	100	96	81	94	100	96	89	94	100	77	100	92	100	89	94	
Percentage total absence	6	6	6	5	7	7	4	6	8	6	6	6	4 (S)	7	6	
Percentage persistent absence	3	1	5	0	1	4	0	3	3	1	1	3	1	3	2	

BREAKDOWN OF ATTAINMENT DATA

Key Stage 2 Average Points Score (all subjects)		Breakdown of Attainment Data																
		FSM	All pupils not eligible for FSM	26	27	N/A	N/A	N/A	15	29	30	26	29	N/A	28	29	27	27
		FSM	All pupils eligible for FSM	22	28	N/A	N/A	N/A	N/A	26	26	24	29	N/A	25	-	26	26
		Girls	All girls	25	28	N/A	N/A	N/A	N/A	28	28	26	29	N/A	27	30	26	27
			All girls not eligible for FSM	26	27	N/A	N/A	N/A	N/A	-	29	26	-	N/A	27	30	27	27
			All girls eligible for FSM	-	29	N/A	N/A	N/A	N/A	26	-	25	29	N/A	25	-	26	27
		Boys	All boys	25	27	N/A	N/A	N/A	15	29	30	26	28	N/A	27	28	26	27
			All boys not eligible for FSM	26	28	N/A	N/A	N/A	15	29	32	27	28	N/A	28	28	27	27
			All boys eligible for FSM	-	26	N/A	N/A	N/A	N/A	N/A	26	-	-	N/A	24	N/A	26	25
		Ethnicity	White British pupils	23	27	N/A	N/A	N/A	15	29	29	-	29	N/A	28	29	26	28
			Indian pupils	-	N/A	N/A	N/A	N/A	N/A	-	-	N/A	N/A	-	31	N/A	31	
			Pakistani pupils	25	-	N/A	N/A	N/A	N/A	N/A	25	N/A	N/A	27	-	-	26	
			Bangladeshi pupils	N/A	28	N/A	N/A	N/A	N/A	N/A	27	N/A	N/A	N/A	N/A	N/A	27	
			Black Caribbean pupils	N/A	N/A	N/A	N/A	N/A	N/A	-	N/A	-	N/A	N/A	N/A	N/A	-	
		Ethnicity	Black African pupils	N/A	N/A	N/A	N/A	N/A	N/A	-	-	-	N/A	N/A	N/A	N/A	-	
		Mobility	Pupils in school for less than 2 years	N/A	-	N/A	N/A	N/A	-	-	-	N/A	28	N/A	-	N/A	-	28
			Pupils in school for 2 or more years	25	28	N/A	N/A	N/A	15	28	29	26	29	N/A	27	29	26	27
		SEN	Pupils with SEN supported at school action	-	21	N/A	N/A	N/A	-	-	N/A	22	-	N/A	21	25	25	22
			Pupils with SEN with statements or on School Action Plus	21	-	N/A	N/A	N/A	-	-	-	-	-	N/A	-	-	-	19
		EAL	Pupils with EAL	25	28	N/A	N/A	N/A	-	-	-	26	-	N/A	26	30	-	27
			Pupils without EAL	23	27	N/A	N/A	N/A	15	29	29	26	29	N/A	27	29	26	27

KEY STAGE 2 SUBJECT INFORMATION

Combined English & Maths	Number	33	70	N/A	N/A	N/A	N/A	18	33	48	22	N/A	48	28	28	328
	% Level 4+	52	71	N/A	N/A	N/A	N/A	83	91	69	95	N/A	71	86	61	73
	% Level 5+	6	13	N/A	N/A	N/A	N/A	17	39	4	23	N/A	17	21	7	15
English	Number	33	70	N/A	N/A	N/A	N/A	18	33	48	22	N/A	48	28	28	328
	% Level 4+	64	77	N/A	N/A	N/A	N/A	83	91	75	95	N/A	73	89	64	78
	% Level 5+	12	33	N/A	N/A	N/A	N/A	33	48	6	23	N/A	21	29	14	24
Maths	Number	33	70	N/A	N/A	N/A	N/A	18	33	48	22	N/A	48	28	28	328
	% Level 4+	61	80	N/A	N/A	N/A	N/A	94	91	73	100	N/A	81	86	82	81
	% Level 5+	12	27	N/A	N/A	N/A	N/A	28	45	19	41	N/A	29	61	18	30

KEY
 Local Authority (LA)
 C = Community
 F = Foundation
 VA = Voluntary Aided
 VC = Voluntary Controlled
 * = New Opener
 'N/A' = There are 0 pupils, data is not available or has been suppressed

B = Boys
 G = Girls
 M = Mixed

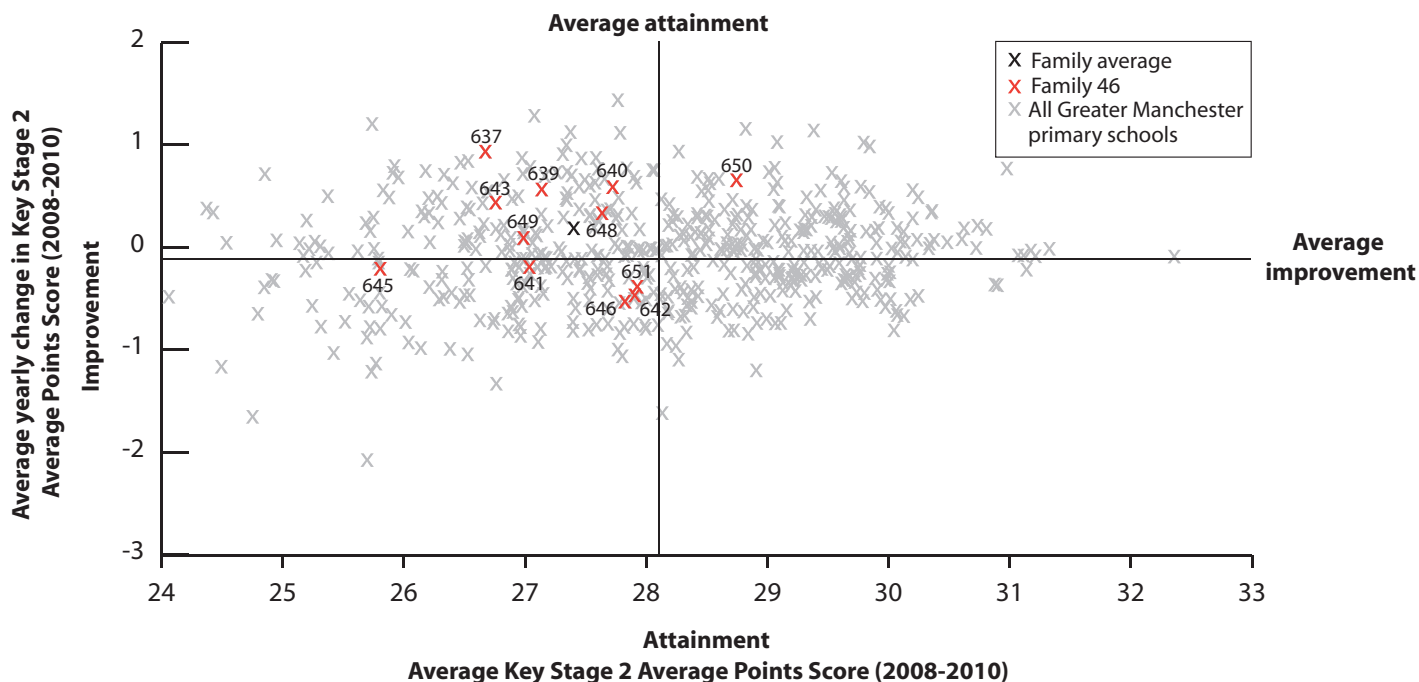
- Ashfield Valley Primary School Rochdale **635**
- Bowler Vale Primary School Manchester **636**
- Broadfield Primary School Oldham **637**
- Broadoak Primary School Tameside **638**
- Deeplish Community Primary School Rochdale **639**
- Holy Trinity Primary School Bury **640**
- Little Heaton Church of England Primary School Rochdale **641**
- Meanwood Community Nursery and Primary School Rochdale **642**
- Moorhouse Primary School Rochdale **643**
- Moston Fields Primary School Manchester **644**
- Ridge Hill Primary School and Nursery Tameside **645**
- Sacred Heart RC Junior Infant and Nursery School Oldham **646**
- St Andrew's CofE Primary School Salford **647**
- St John with St Mark CofE Primary School Bury **648**
- St Luke's CofE Primary School Bury **649**
- St Thomas of Canterbury Primary School Salford **650**
- Sunning Hill Primary School Bolton **651**

Family 46 Averages & Totals

CHARACTERISTICS OF SCHOOLS AND THEIR PUPILS

School Designation	C	C	F	C	C	VA	VC	C	C	C	C	VA	VC	VC	VC	VA	C	-		
Gender	M	M	M	M	M	M	M	M	M	M	M	M	M	M	M	M	M	M	-	
Number of full-time pupils	192	367	291	236	310	167	144	375	197	315	278	100	175	250	398	237	419	4451		
Boys as a percentage of full-time pupils	56	55	51	53	54	53	50	53	54	45	48	48	50	57	54	45	54	52		
Girls as a percentage of full-time pupils	44	45	49	47	46	47	50	47	46	55	52	52	50	43	46	55	46	48		
Prior Attainment band 2010	N/A	1	2	1	3	2	2	3	3	1	2	2	1	3	2	1	2	-		
Free School Meal (FSM) band 2010	5	5	5	6	5	5	5	5	5	5	6	6	5	5	5	6	5	-		
% of pupils known to be eligible for FSM 2010	25	31	30	49	25	23	34	38	38	21	43	38	28	36	26	42	30	32		
Percentage of all pupils of compulsory school age	White	White British	1	34	15	81	0	8	83	73	89	79	86	87	34	32	26	32	0	41
		Irish	0	0	0	0	0	0	0	0	0	0	0	0	0	0	0	0	0	0
		Any other White background	0	4	3	9	0	5	3	1	0	3	2	1	3	2	1	17	0	3
	Mixed	White and Black Caribbean	0	2	1	0	0	2	0	0	1	2	0	0	1	1	4	0	1	
		White and Black African	0	2	1	0	0	0	1	0	0	1	0	0	1	0	2	1	1	
		White and Asian	2	2	5	0	1	0	1	3	1	1	1	0	0	4	0	1	2	
	Asian	Any other Mixed background	1	2	0	3	1	1	8	1	0	2	0	3	1	0	1	8	0	2
		Indian	0	5	1	3	0	0	0	0	0	0	1	0	1	1	3	72	8	
		Pakistani	94	31	56	0	91	76	0	17	7	0	1	0	3	50	64	1	18	32
		Bangladeshi	0	0	12	1	2	0	0	0	0	0	0	0	11	0	1	0	2	2
	Black	Any other Asian background	2	4	1	0	2	4	0	0	2	1	0	0	7	2	0	2	2	
		Black Caribbean	0	1	0	0	0	1	1	0	0	2	0	0	0	0	0	0	0	
		Black African	1	2	2	1	1	2	3	2	1	6	5	6	2	2	0	26	2	3
	Other	Any other Black background	0	2	0	2	0	0	1	0	0	0	0	1	0	1	4	0	1	
		Chinese	1	0	0	0	0	0	0	0	1	0	1	0	0	1	1	0	0	
Any other ethnic group		0	6	1	0	1	1	1	1	0	2	3	2	43	4	1	0	1	3	
Unclassified	0	1	1	0	0	1	0	1	0	0	0	0	1	0	0	0	0	0		
% of pupils with EAL	99	43	71	7	85	90	4	13	3	14	12	8	60	62	71	46	84	48		
% of pupils with SEN with statements or on SAP	10	5	9	5	5	13	3	6	6	5	7	10	11	9	16	5	8	8		
% of pupils with SEN supported at School Action	6	3	18	21	7	19	18	15	36	11	20	6	10	18	27	19	10	16		

PERFORMANCE MAP



KEY

On this page

- '/' = There are fewer than 5 pupils in this group
- 'N/A' = There are 0 pupils, data is not available or has been suppressed
- * = New Opener
- S = School's absence data may have been affected by severe weather conditions.

Ashfield Valley Primary School Rochdale 635	Bowker Vale Primary School Manchester 636	Broadfield Primary School Oldham 637	Broadoak Primary School Tameside 638	Deeplish Community Primary School Rochdale 639	Holy Trinity Primary School Bury 640	Little Heaton Church of England Primary School Rochdale 641	Meanwood Community Nursery and Primary School Rochdale 642	Moorhouse Primary School Rochdale 643	Moston Fields Primary School Manchester 644	Ridge Hill Primary School and Nursery Tameside 645	Sacred Heart RC Junior Infant and Nursery School Oldham 646	St Andrew's CofE Primary School Salford 647	St John with St Mark CofE Primary School Bury 648	St Luke's CofE Primary School Bury 649	St Thomas of Canterbury Primary School Salford 650	Sunning Hill Primary School Bolton 651	Family 46 Averages & Totals
--	--	---	---	---	---	--	---	--	--	---	--	--	--	---	---	---	-----------------------------

SCHOOL ATTAINMENT DATA																		
Key Stage 2 Average Points Score (all subjects)	2008	27	26	25	29	27	28	27	29	28	27	27	30	26	27	27	29	28
	2009	26	26	28	30	27	27	27	28	26	27	25	27	26	28	27	29	27
	2010	N/A	N/A	27	N/A	27	28	27	27	27	N/A	26	25	N/A	27	27	28	28
Key Stage 1-2 Contextual Value Added	N/A	N/A	101	N/A	100	103	101	100	100	N/A	100	101	N/A	100	101	103	101	101
% of 11 year olds in school for 4 years or more	96	63	94	89	86	61	76	81	74	89	78	86	80	87	74	54	85	80
% of 11 year olds in school for 2 years or more	100	78	100	100	91	83	100	94	93	94	93	93	90	98	91	68	100	92
Percentage total absence	5	7	7	7	5	10	8	6 (S)	6	5	5	8 (S)	6	6	8	5	4	6
Percentage persistent absence	0	5	5	3	3	9	5	2	3	3	2	5	1	1	4	1	1	3

BREAKDOWN OF ATTAINMENT DATA																					
Key Stage 2 Average Points Score (all subjects)	FSM	All pupils not eligible for FSM	N/A	N/A	27	N/A	28	28	28	27	N/A	27	26	N/A	27	28	29	28	28		
		All pupils eligible for FSM	N/A	N/A	26	N/A	25	27	-	24	27	N/A	24	-	N/A	27	26	27	27	26	
	Girls	All girls	N/A	N/A	27	N/A	27	28	26	28	27	N/A	25	26	N/A	29	28	28	29	27	
		All girls not eligible for FSM	N/A	N/A	29	N/A	29	28	27	29	27	N/A	27	28	N/A	29	28	29	29	28	
		All girls eligible for FSM	N/A	N/A	25	N/A	24	-	-	25	-	N/A	23	-	N/A	28	27	27	27	26	
	Boys	All boys	N/A	N/A	27	N/A	27	28	28	27	27	N/A	26	25	N/A	26	26	28	27	26	
		All boys not eligible for FSM	N/A	N/A	26	N/A	28	29	28	28	28	N/A	27	-	N/A	26	27	29	27	27	
		All boys eligible for FSM	N/A	N/A	28	N/A	25	26	N/A	24	26	N/A	25	-	N/A	26	25	-	26	25	
	Ethnicity	White British pupils	N/A	N/A	25	N/A	N/A	-	27	27	27	N/A	26	26	N/A	27	27	28	N/A	26	
		Indian pupils	N/A	N/A	N/A	N/A	N/A	N/A	N/A	N/A	N/A	N/A	N/A	N/A	N/A	-	N/A	-	28	28	
		Pakistani pupils	N/A	N/A	27	N/A	27	28	N/A	29	-	N/A	-	N/A	N/A	27	27	N/A	26	27	
		Bangladeshi pupils	N/A	N/A	-	N/A	N/A	N/A	N/A	N/A	N/A	N/A	N/A	N/A	N/A	N/A	N/A	N/A	N/A	-	-
		Black Caribbean pupils	N/A	N/A	N/A	N/A	N/A	N/A	N/A	-	N/A	N/A	N/A	N/A	N/A	N/A	N/A	N/A	N/A	N/A	-
		Black African pupils	N/A	N/A	N/A	N/A	-	-	N/A	N/A	N/A	N/A	-	-	N/A	N/A	N/A	31	-	31	-
	Mobility	Pupils in school for less than 2 years	N/A	N/A	N/A	N/A	-	-	N/A	-	-	N/A	-	-	N/A	-	-	28	N/A	28	
		Pupils in school for 2 or more years	N/A	N/A	27	N/A	27	28	27	27	27	N/A	26	26	N/A	27	27	28	28	27	
	SEN	Pupils with SEN supported at school action	N/A	N/A	27	N/A	-	30	-	23	24	N/A	24	-	N/A	23	25	26	-	25	
		Pupils with SEN with statements or on School Action Plus	N/A	N/A	19	N/A	-	-	N/A	-	-	N/A	20	-	N/A	23	23	-	20	21	
	EAL	Pupils with EAL	N/A	N/A	27	N/A	27	28	N/A	29	-	N/A	23	-	N/A	27	27	28	28	27	
		Pupils without EAL	N/A	N/A	26	N/A	29	-	27	27	27	N/A	26	26	N/A	27	27	28	28	27	

KEY STAGE 2 SUBJECT INFORMATION																			
Combined English & Maths	Number	N/A	N/A	35	N/A	44	23	17	53	27	N/A	40	14	N/A	45	46	28	59	431
	% Level 4+	N/A	N/A	83	N/A	75	78	65	72	78	N/A	48	57	N/A	69	70	75	76	71
	% Level 5+	N/A	N/A	9	N/A	18	22	6	19	15	N/A	8	7	N/A	22	17	21	25	17
English	Number	N/A	N/A	35	N/A	44	23	17	53	27	N/A	40	14	N/A	45	46	28	59	431
	% Level 4+	N/A	N/A	83	N/A	80	78	76	81	81	N/A	57	57	N/A	73	76	82	81	77
	% Level 5+	N/A	N/A	23	N/A	30	26	35	28	33	N/A	28	14	N/A	29	26	32	31	28
Maths	Number	N/A	N/A	35	N/A	44	23	17	53	27	N/A	40	14	N/A	45	46	28	59	431
	% Level 4+	N/A	N/A	83	N/A	77	87	71	81	81	N/A	63	71	N/A	84	74	93	88	80
	% Level 5+	N/A	N/A	37	N/A	30	39	18	32	19	N/A	18	7	N/A	36	30	29	29	29

KEY
 Local Authority (LA)
 C = Community
 F = Foundation
 VA = Voluntary Aided
 VC = Voluntary Controlled
 * = New Opener
 'N/A' = There are 0 pupils, data is not available or has been suppressed

B = Boys
 G = Girls
 M = Mixed

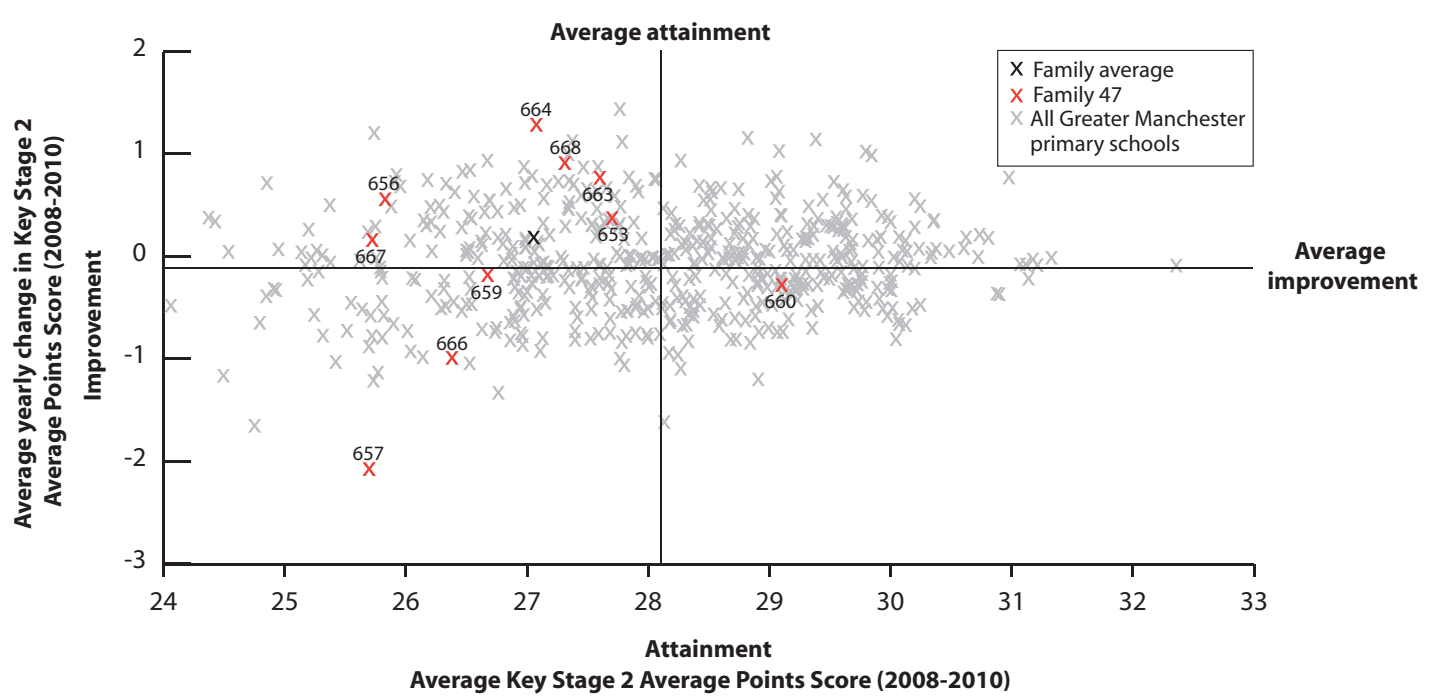
All Saints Church of England Primary School Rochdale **652**
 Boarshaw Community Primary School Rochdale **653**
 Fir Bank Primary School Oldham **654**
 Higher Folds Primary School Wigan **655**
 Hollin Primary School Rochdale **656**
 Micklehurst All Saints CofE Primary School Tameside **657**
 New Moston Primary School Manchester **658**
 Red Lane Primary School Bolton **659**
 Rushcroft Primary School Oldham **660**
 St Anne's RC Primary School Oldham **661**
 St Luke's CofE Primary School Oldham **662**
 St Margaret Mary's RC Primary School Manchester **663**
 St Martin's CofE Junior Infant and Nursery School Oldham **664**
 St Mary's Church of England Primary School, Balderstone Rochdale **665**
 St Thomas Moorside CofE (VA) Primary School Oldham **666**
 Stansfield Hall Church of England/Free Church Primary School Rochdale **667**
 Watersheddings Primary School Oldham **668**

Family 47 Averages & Totals

CHARACTERISTICS OF SCHOOLS AND THEIR PUPILS

School Designation	VA	C	C	C	C	VC	C	C	C	VA	VA	VA	VA	VC	VA	VC	C	-		
Gender	M	M	M	M	M	M	M	M	M	M	M	M	M	M	M	M	M	M	-	
Number of full-time pupils	195	181	156	101	180	141	402	372	195	205	201	273	222	211	146	76	202	3459		
Boys as a percentage of full-time pupils	56	52	49	52	54	50	47	51	57	50	54	50	57	48	45	54	55	52		
Girls as a percentage of full-time pupils	44	48	51	48	46	50	53	49	43	50	46	50	43	52	55	46	45	48		
Prior Attainment band 2010	N/A	2	N/A	N/A	3	3	1	3	1	N/A	N/A	3	2	N/A	3	3	3	-		
Free School Meal (FSM) band 2010	5	5	4	6	6	6	5	6	4	5	6	4	5	5	6	6	5	-		
% of pupils known to be eligible for FSM 2010	27	34	18	53	53	43	29	44	19	27	36	18	30	28	43	43	38	33		
Percentage of all pupils of compulsory school age	White	White British	56	88	92	92	87	88	85	91	90	77	63	83	91	91	94	96	91	85
		Irish	0	0	0	0	1	0	0	0	0	1	0	1	0	0	0	0	0	0
		Any other White background	0	1	2	3	2	3	1	2	1	1	1	1	4	2	1	1	0	2
	Mixed	White and Black Caribbean	1	3	1	0	2	0	2	1	3	7	1	1	3	0	0	0	4	2
		White and Black African	0	1	0	0	0	0	1	0	1	0	0	1	0	0	0	0	0	0
		White and Asian	1	1	1	2	1	0	1	0	1	1	0	1	0	0	1	3	1	1
	Asian	Any other Mixed background	1	3	0	2	1	3	0	0	1	0	0	1	0	1	0	0	1	1
		Indian	0	0	0	0	0	0	1	0	0	0	0	0	0	0	0	0	0	0
		Pakistani	34	0	1	0	1	0	2	1	4	8	2	0	0	1	0	0	0	3
		Bangladeshi	2	0	1	0	0	4	0	1	0	0	26	0	0	0	0	0	0	2
	Black	Any other Asian background	7	0	1	0	0	0	0	1	0	0	0	0	0	0	0	0	0	1
		Black Caribbean	0	0	0	0	1	0	1	0	0	0	0	2	0	0	0	0	0	0
		Black African	0	2	1	1	4	1	4	2	0	1	0	6	0	2	3	0	1	2
	Other	Any other Black background	0	1	0	0	0	0	2	0	0	0	1	0	0	1	0	0	0	0
		Chinese	0	0	0	0	1	0	0	0	1	0	0	1	0	0	0	0	0	0
Any other ethnic group		0	0	0	0	1	1	1	0	0	0	1	0	1	1	0	0	0	0	
Unclassified	0	0	0	0	0	0	0	1	0	0	4	1	0	0	0	0	0	0		
% of pupils with EAL	43	2	3	5	8	6	2	4	4	9	31	7	4	2	5	1	2	8		
% of pupils with SEN with statements or on SAP	4	13	12	13	8	10	5	4	16	7	9	5	15	5	13	12	13	9		
% of pupils with SEN supported at School Action	8	11	17	30	5	13	6	24	8	14	17	12	17	12	15	13	17	14		

PERFORMANCE MAP



KEY

On this page

- '/' = There are fewer than 5 pupils in this group
- 'N/A' = There are 0 pupils, data is not available or has been suppressed
- * = New Opener
- S = School's absence data may have been affected by severe weather conditions.

All Saints Church of England Primary School Rochdale **652**
 Beorshaw Community Primary School Rochdale **653**
 Fir Bank Primary School Oldham **654**
 Higher Folds Primary School Wigan **655**
 Holm Primary School Rochdale **656**
 Mickelhurst All Saints CofE Primary School Tameside **657**
 New Moston Primary School Manchester **658**
 Red Lane Primary School Bolton **659**
 Rushcroft Primary School Oldham **660**
 St Anne's RC Primary School Oldham **661**
 St Luke's CofE Primary School Oldham **662**
 St Margaret Mary's RC Primary School Manchester **663**
 St Martin's CofE Junior Infant and Nursery School Oldham **664**
 St Mary's Church of England Primary School, Balderstone Rochdale **665**
 St Thomas Moorside CofE (VA) Primary School Oldham **666**
 Stansfield Hall Church of England/Free Church Primary School Rochdale **667**
 Watersheddings Primary School Oldham **668**
 Family 47 Averages & Totals

SCHOOL ATTAINMENT DATA																		
Key Stage 2 Average Points Score (all subjects)	2008	28	28	28	27	25	26	27	27	31	27	27	28	26	27	27	26	27
	2009	28	28	27	26	25	28	27	27	28	28	27	27	25	28	27	26	27
	2010	N/A	27	N/A	N/A	28	25	N/A	26	27	N/A	N/A	29	30	N/A	24	26	29
Key Stage 1-2 Contextual Value Added	N/A	101	N/A	N/A	101	98	N/A	100	102	N/A	N/A	101	105	N/A	99	99	102	101
% of 11 year olds in school for 4 years or more	88	84	72	71	79	72	86	75	93	93	86	73	91	90	80	81	97	84
% of 11 year olds in school for 2 years or more	97	94	78	86	88	89	93	93	100	100	100	94	94	100	95	81	100	94
Percentage total absence	7	6	5	5	4	8 (S)	5	5	5	8	7	5	6	5	5	4	7 (S)	6
Percentage persistent absence	2	2	1	0	0	7	1	3	2	3	2	1	2	1	1	0	3	2

BREAKDOWN OF ATTAINMENT DATA																				
Key Stage 2 Average Points Score (all subjects)	FSM	All pupils not eligible for FSM	N/A	29	N/A	N/A	29	26	N/A	27	28	N/A	N/A	30	30	N/A	24	27	29	28
		All pupils eligible for FSM	N/A	22	N/A	N/A	27	23	N/A	26	-	N/A	N/A	26	30	N/A	24	24	27	26
	Girls	All girls	N/A	28	N/A	N/A	29	25	N/A	27	30	N/A	N/A	30	30	N/A	25	24	28	28
		All girls not eligible for FSM	N/A	31	N/A	N/A	30	25	N/A	26	30	N/A	N/A	30	30	N/A	26	-	28	29
		All girls eligible for FSM	N/A	-	N/A	N/A	28	-	N/A	27	N/A	N/A	N/A	-	30	N/A	-	-	-	28
	Boys	All boys	N/A	26	N/A	N/A	26	24	N/A	26	26	N/A	N/A	28	30	N/A	24	27	29	27
		All boys not eligible for FSM	N/A	27	N/A	N/A	-	26	N/A	29	26	N/A	N/A	29	30	N/A	23	28	30	28
		All boys eligible for FSM	N/A	22	N/A	N/A	-	22	N/A	24	-	N/A	N/A	-	-	N/A	-	-	-	23
	Ethnicity	White British pupils	N/A	27	N/A	N/A	28	25	N/A	26	28	N/A	N/A	29	30	N/A	25	26	29	27
		Indian pupils	N/A	N/A	N/A	N/A	N/A	N/A	N/A	N/A	N/A	N/A	N/A	N/A	N/A	N/A	N/A	N/A	N/A	N/A
		Pakistani pupils	N/A	N/A	N/A	N/A	N/A	N/A	N/A	N/A	-	N/A	N/A	N/A	N/A	N/A	N/A	N/A	N/A	-
		Bangladeshi pupils	N/A	N/A	N/A	N/A	N/A	N/A	N/A	N/A	N/A	N/A	N/A	N/A	N/A	N/A	N/A	N/A	N/A	N/A
		Black Caribbean pupils	N/A	N/A	N/A	N/A	N/A	N/A	N/A	N/A	N/A	N/A	N/A	-	N/A	N/A	N/A	N/A	N/A	-
	Mobility	Black African pupils	N/A	-	N/A	N/A	-	N/A	N/A	-	N/A	N/A	N/A	-	-	N/A	N/A	N/A	N/A	-
		Pupils in school for less than 2 years	N/A	-	N/A	N/A	-	-	N/A	-	N/A	N/A	N/A	-	-	N/A	-	-	N/A	-
	SEN	Pupils in school for 2 or more years	N/A	27	N/A	N/A	29	24	N/A	26	27	N/A	N/A	29	30	N/A	24	26	29	27
		Pupils with SEN supported at school action	N/A	24	N/A	N/A	23	-	N/A	21	-	N/A	N/A	-	29	N/A	23	-	27	24
	EAL	Pupils with SEN with statements or on School Action Plus	N/A	23	N/A	N/A	-	-	N/A	-	-	N/A	N/A	-	28	N/A	-	-	25	25
		Pupils with EAL	N/A	N/A	N/A	N/A	-	N/A	N/A	N/A	-	N/A	N/A	-	N/A	N/A	N/A	N/A	N/A	-
		Pupils without EAL	N/A	27	N/A	N/A	28	25	N/A	26	28	N/A	N/A	29	30	N/A	25	26	29	27

KEY STAGE 2 SUBJECT INFORMATION																			
Combined English & Maths	Number	N/A	32	N/A	N/A	24	18	N/A	57	30	N/A	N/A	33	32	N/A	20	16	31	293
	% Level 4+	N/A	63	N/A	N/A	83	44	N/A	65	80	N/A	N/A	85	97	N/A	45	56	77	72
	% Level 5+	N/A	19	N/A	N/A	25	6	N/A	12	17	N/A	N/A	27	34	N/A	0	6	26	18
English	Number	N/A	32	N/A	N/A	24	18	N/A	57	30	N/A	N/A	33	32	N/A	20	16	31	293
	% Level 4+	N/A	75	N/A	N/A	88	61	N/A	72	80	N/A	N/A	88	100	N/A	50	75	81	78
	% Level 5+	N/A	28	N/A	N/A	54	6	N/A	23	23	N/A	N/A	36	59	N/A	0	13	42	30
Maths	Number	N/A	32	N/A	N/A	24	18	N/A	57	30	N/A	N/A	33	32	N/A	20	16	31	293
	% Level 4+	N/A	69	N/A	N/A	83	67	N/A	70	87	N/A	N/A	94	97	N/A	60	56	94	79
	% Level 5+	N/A	28	N/A	N/A	29	6	N/A	30	33	N/A	N/A	45	50	N/A	20	13	39	32

KEY

Local Authority (LA)

C = Community

F = Foundation

VA = Voluntary Aided

VC = Voluntary Controlled

* = New Opener

'N/A' = There are 0 pupils, data is not available or has been suppressed

B = Boys

G = Girls

M = Mixed

Abington Primary School **Stockport 669**

Acre Hall Primary School **Trafford 670**

Cravenwood Community Primary School **Manchester 671**

Lewis Street Primary School **Salford 672**

Medlock Valley Community School **Oldham 673**

Spotland Primary School **Rochdale 674**

St Hilda's Church of England Primary School **Bury 675**

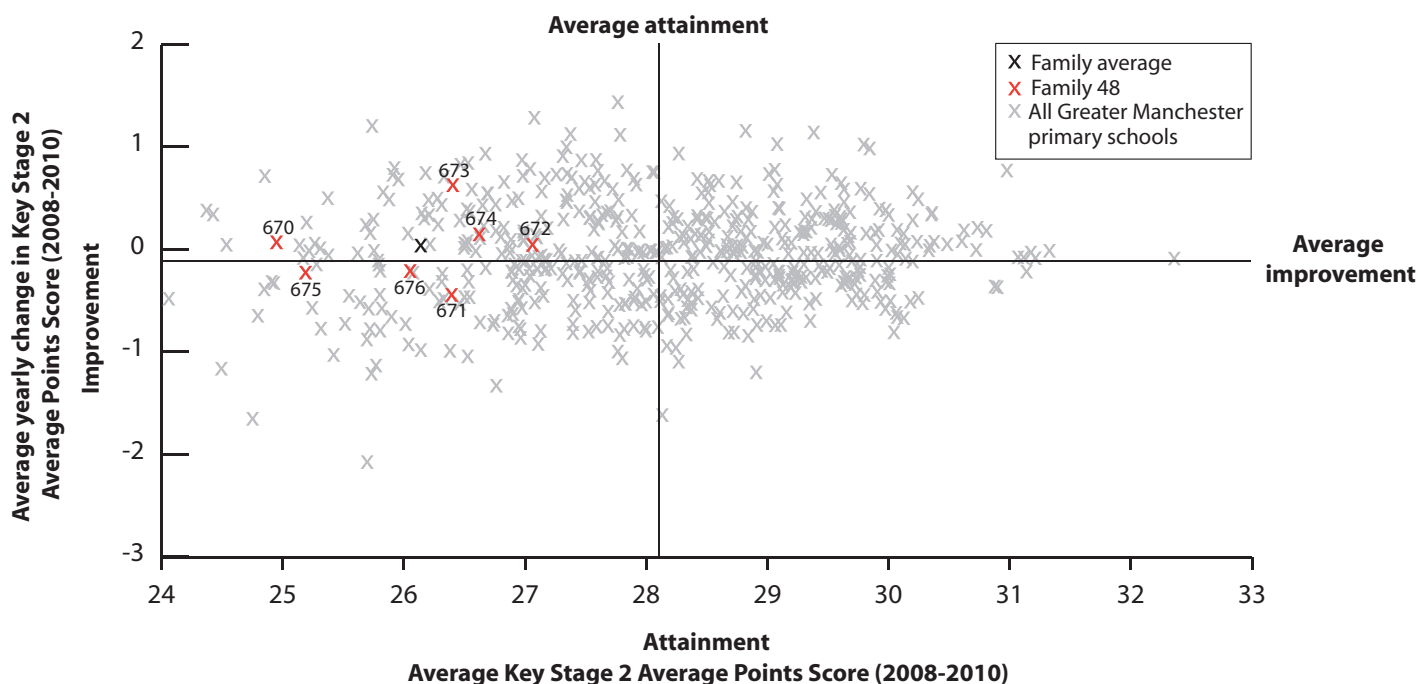
Tootal Drive Primary School **Salford 676**

Family 48 Averages & Totals

CHARACTERISTICS OF SCHOOLS AND THEIR PUPILS

School Designation	C	C	C	C	C	C	VA	-	-		
Gender	M	M	M	M	M	M	M	M	-		
Number of full-time pupils	158	233	342	192	209	365	105	94	1698		
Boys as a percentage of full-time pupils	54	52	46	51	48	50	50	51	50		
Girls as a percentage of full-time pupils	46	48	54	49	52	50	50	49	50		
Prior Attainment band 2010	N/A	2	2	2	3	2	2	2	-		
Free School Meal (FSM) band 2010	5	5	5	6	6	5	5	6	-		
% of pupils known to be eligible for FSM 2010	33	25	35	41	46	34	24	45	35		
Percentage of all pupils of compulsory school age	White	White British	89	86	4	55	79	5	82	66	47
		Irish	0	0	0	0	0	0	0	0	0
		Any other White background	1	1	3	16	0	1	3	18	4
	Mixed	White and Black Caribbean	0	1	0	0	1	0	4	0	1
		White and Black African	1	0	1	0	0	0	0	0	0
		White and Asian	1	0	1	0	1	1	2	0	1
	Asian	Any other Mixed background	0	3	2	2	1	0	0	0	1
		Indian	0	0	4	0	0	5	0	0	2
		Pakistani	4	2	62	4	11	72	4	0	31
	Black	Bangladeshi	0	0	0	7	0	2	0	0	1
		Any other Asian background	0	0	5	0	0	3	3	0	2
		Black Caribbean	1	0	1	0	0	1	0	0	0
	Other	Black African	0	2	2	6	3	7	1	6	4
		Any other Black background	0	0	1	0	1	1	2	0	1
		Chinese	2	0	0	0	0	1	0	0	0
Any other ethnic group		0	0	12	10	0	3	0	11	5	
Unclassified	1	0	2	0	0	0	0	0	0		
% of pupils with EAL	6	2	91	43	13	89	11	27	47		
% of pupils with SEN with statements or on SAP	15	19	7	7	12	4	16	10	10		
% of pupils with SEN supported at School Action	22	16	5	20	9	19	5	14	14		

PERFORMANCE MAP



KEY

On this page

- '/' = There are fewer than 5 pupils in this group
- 'N/A' = There are 0 pupils, data is not available or has been suppressed
- * = New Opener
- S = School's absence data may have been affected by severe weather conditions.

Abingdon Primary School **Stockport 669**

Acre Hall Primary School **Trafford 670**

Cravenwood Community Primary School **Manchester 671**

Lewis Street Primary School **Salford 672**

Medlock Valley Community School **Oldham 673**

Spotland Primary School **Rochdale 674**

St Hilida's Church of England Primary School **Bury 675**

Tootal Drive Primary School **Salford 676**

Family 48 Averages & Totals

SCHOOL ATTAINMENT DATA										
Key Stage 2 Average Points Score (all subjects)	2008	29	25	26	27	25	27	25	27	26
	2009	27	24	28	27	28	26	25	25	26
	2010	N/A	26	26	27	26	26	26	26	26
Key Stage 1-2 Contextual Value Added	N/A	100	101	102	100	100	100	101	101	101
% of 11 year olds in school for 4 years or more	77	94	73	48	84	81	72	91	79	
% of 11 year olds in school for 2 years or more	91	97	91	86	96	88	89	100	92	
Percentage total absence	6	6	5	8	7	6 (S)	7	6	6	
Percentage persistent absence	2	5	2	1	3	1	2	1	2	

BREAKDOWN OF ATTAINMENT DATA

BREAKDOWN OF ATTAINMENT DATA											
Key Stage 2 Average Points Score (all subjects)	FSM	All pupils not eligible for FSM	N/A	27	27	26	26	27	25	27	27
		All pupils eligible for FSM	N/A	25	21	28	26	24	27	24	25
		Girls	All girls	N/A	28	26	27	24	26	26	27
	All girls not eligible for FSM		N/A	28	27	-	25	27	-	27	27
	All girls eligible for FSM		N/A	-	23	27	-	24	27	26	25
	Boys	All boys	N/A	25	26	27	28	27	26	25	26
		All boys not eligible for FSM	N/A	26	27	25	27	28	25	-	27
		All boys eligible for FSM	N/A	24	-	29	-	24	-	23	25
	Ethnicity	White British pupils	N/A	27	-	27	26	-	26	26	26
		Indian pupils	N/A	N/A	-	N/A	N/A	-	N/A	N/A	-
		Pakistani pupils	N/A	N/A	27	-	-	26	N/A	N/A	26
		Bangladeshi pupils	N/A	N/A	N/A	-	N/A	-	N/A	N/A	-
		Black Caribbean pupils	N/A	N/A	N/A	N/A	N/A	N/A	N/A	N/A	N/A
	Mobility	Black African pupils	N/A	N/A	-	-	N/A	-	N/A	N/A	-
		Pupils in school for less than 2 years	N/A	-	-	-	-	27	-	N/A	27
	SEN	Pupils in school for 2 or more years	N/A	26	27	28	26	26	26	26	26
		Pupils with SEN supported at school action	N/A	23	-	26	-	24	N/A	-	24
	EAL	Pupils with SEN with statements or on School Action Plus	N/A	22	18	-	-	-	23	23	21
		Pupils with EAL	N/A	N/A	25	26	N/A	26	-	-	26
		Pupils without EAL	N/A	26	-	27	26	-	26	26	26

KEY STAGE 2 SUBJECT INFORMATION

Combined English & Maths	Number	N/A	32	33	21	25	57	18	23	209
	% Level 4+	N/A	66	61	76	76	63	61	57	65
	% Level 5+	N/A	9	15	10	0	18	6	4	11
English	Number	N/A	32	33	21	25	57	18	23	209
	% Level 4+	N/A	69	76	86	80	77	78	70	76
	% Level 5+	N/A	22	30	24	4	28	6	4	20
Maths	Number	N/A	32	33	21	25	57	18	23	209
	% Level 4+	N/A	75	61	86	84	67	67	65	71
	% Level 5+	N/A	19	24	14	16	25	17	17	20

KEY
 Local Authority (LA)
 C = Community
 F = Foundation
 VA = Voluntary Aided
 VC = Voluntary Controlled
 * = New Opener
 'N/A' = There are 0 pupils, data is not available or has been suppressed

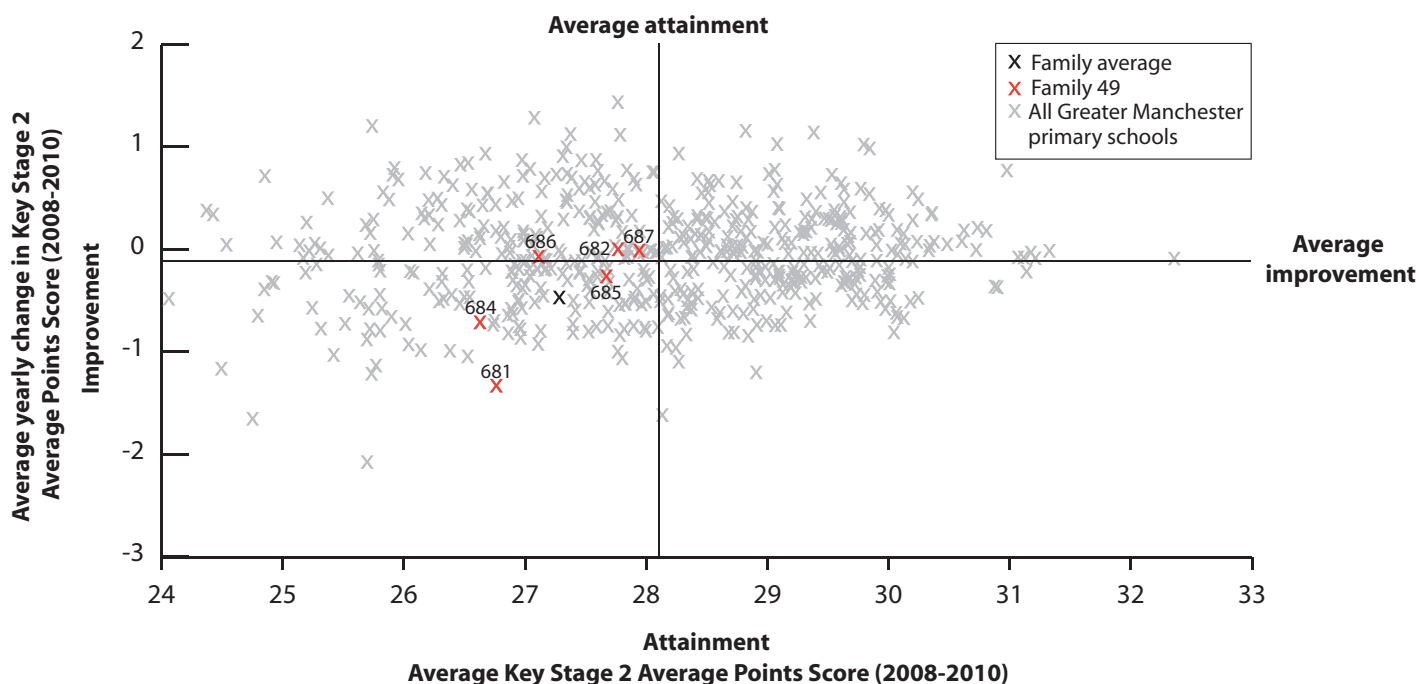
B = Boys
 G = Girls
 M = Mixed

All Saints CoE Primary School Manchester **677**
 Crossacres Primary School Manchester **678**
 Ladybarn Primary School Manchester **679**
 Moorfield Community Primary School Salford **680**
 Old Moat Community Primary School Manchester **681**
 Our Lady's RC Primary School Manchester **682**
 Rack House Primary School Manchester **683**
 Sacred Heart RC Primary School Manchester **684**
 St Ambrose RC Primary School Manchester **685**
 St Chrysostom's CoE Primary School Manchester **686**
 St Joseph's RC Primary School Manchester **687**
 St Peter's Catholic Primary School Manchester **688**
 St Wilfrid's CoE Junior and Infant School Manchester **689**
 Family 49 Averages & Totals

CHARACTERISTICS OF SCHOOLS AND THEIR PUPILS

School Designation	VA	C	C	C	C	VA	C	VA	VA	VC	VA	VA	VC	-		
Gender	M	M	M	M	M	M	M	M	M	M	M	M	M	-		
Number of full-time pupils	236	401	368	146	322	246	227	215	186	223	234	225	231	3260		
Boys as a percentage of full-time pupils	53	50	49	53	49	44	45	51	47	54	46	50	52	49		
Girls as a percentage of full-time pupils	47	50	51	47	51	56	55	49	53	46	54	50	48	51		
Prior Attainment band 2010	N/A	N/A	N/A	1	3	2	N/A	2	3	2	2	N/A	N/A	-		
Free School Meal (FSM) band 2010	6	6	6	7	7	5	7	6	7	6	6	5	7	-		
% of pupils known to be eligible for FSM 2010	42	46	40	58	60	30	53	45	58	38	49	33	54	46		
Percentage of all pupils of compulsory school age	White	White British	80	82	37	87	39	17	67	65	53	11	27	52	94	54
		Irish	0	0	0	0	0	0	2	1	3	1	1	0	0	1
		Any other White background	0	2	2	4	3	13	1	7	6	4	2	10	1	4
	Mixed	White and Black Caribbean	1	6	8	0	1	7	0	1	4	1	0	2	1	3
		White and Black African	0	1	2	1	1	2	0	4	1	0	0	2	0	1
		White and Asian	0	1	1	1	2	0	0	0	2	1	0	1	0	1
	Asian	Any other Mixed background	7	0	1	1	6	4	3	5	4	1	6	1	1	3
		Indian	0	1	1	0	1	2	1	1	0	5	10	5	0	2
		Pakistani	1	2	24	0	11	0	3	0	1	15	17	2	1	7
		Bangladeshi	0	0	5	0	4	0	0	0	0	3	3	0	0	1
	Black	Any other Asian background	0	1	3	0	6	2	2	0	3	4	1	1	0	2
		Black Caribbean	1	1	2	1	1	28	1	3	7	6	0	1	1	4
		Black African	4	1	2	2	5	11	1	9	9	17	23	7	1	7
	Other	Any other Black background	4	0	2	3	4	7	4	1	3	15	6	1	0	4
		Chinese	0	0	1	0	2	0	1	1	1	2	1	0	0	1
Any other ethnic group		0	1	9	0	11	5	3	3	1	15	4	1	0	5	
Unclassified	0	1	0	0	0	1	14	0	3	1	0	17	2	3		
% of pupils with EAL	2	6	41	6	41	21	8	13	14	57	55	20	0	23		
% of pupils with SEN with statements or on SAP	5	3	8	12	7	8	5	12	13	8	3	10	12	7		
% of pupils with SEN supported at School Action	23	12	15	11	19	15	9	6	11	16	17	5	26	15		

PERFORMANCE MAP



KEY

On this page

'/' = There are fewer than 5 pupils in this group

'N/A' = There are 0 pupils, data is not available or has been suppressed

* = New Opener

S = School's absence data may have been affected by severe weather conditions.

All Saints CofE Primary School
Manchester **677**

Crossacres Primary School Manchester **678**

Ladybarn Primary School Manchester **679**

Moorfield Community Primary School
Salford **680**

Old Moat Community Primary School
Manchester **681**

Our Lady's RC Primary School Manchester
Manchester **682**

Rack House Primary School Manchester **683**

Sacred Heart RC Primary School
Manchester **684**

St Ambrose RC Primary School
Manchester **685**

St Chrysostom's CofE Primary School
Manchester **686**

St Joseph's RC Primary School Manchester
Manchester **687**

St Peter's Catholic Primary School
Manchester **688**

St Wilfrid's CofE Junior and Infant School
Manchester **689**

Family 49 Averages & Totals

SCHOOL ATTAINMENT DATA															
Key Stage 2 Average Points Score (all subjects)	2008	27	26	29	28	27	26	28	26	28	28	28	27	28	27
	2009	27	27	27	26	27	30	25	28	28	28	29	26	28	27
	2010	N/A	N/A	N/A	N/A	25	27	N/A	26	27	25	26	N/A	N/A	26
Key Stage 1-2 Contextual Value Added	N/A	N/A	N/A	N/A	100	101	N/A	101	101	100	102	N/A	N/A	101	
% of 11 year olds in school for 4 years or more	72	78	80	74	60	84	88	81	83	86	73	71	78	77	
% of 11 year olds in school for 2 years or more	97	93	93	96	83	100	100	85	100	100	88	93	94	93	
Percentage total absence	6	6	6	6	8	4	6	6 (S)	6	5 (S)	7	7	5	6	
Percentage persistent absence	4	2	2	4	5	1	1	1	3	1	4	2	1	2	

BREAKDOWN OF ATTAINMENT DATA																
Key Stage 2 Average Points Score (all subjects)	FSM	All pupils not eligible for FSM	N/A	N/A	N/A	N/A	25	28	N/A	27	28	26	27	N/A	N/A	27
		All pupils eligible for FSM	N/A	N/A	N/A	N/A	25	25	N/A	24	27	24	25	N/A	N/A	25
	Girls	All girls	N/A	N/A	N/A	N/A	25	27	N/A	26	27	24	26	N/A	N/A	26
		All girls not eligible for FSM	N/A	N/A	N/A	N/A	22	28	N/A	26	27	22	27	N/A	N/A	26
		All girls eligible for FSM	N/A	N/A	N/A	N/A	26	25	N/A	25	-	-	25	N/A	N/A	25
	Boys	All boys	N/A	N/A	N/A	N/A	26	27	N/A	26	27	26	25	N/A	N/A	26
		All boys not eligible for FSM	N/A	N/A	N/A	N/A	27	28	N/A	28	-	29	26	N/A	N/A	27
		All boys eligible for FSM	N/A	N/A	N/A	N/A	25	-	N/A	-	-	22	-	N/A	N/A	24
	Ethnicity	White British pupils	N/A	N/A	N/A	N/A	26	29	N/A	26	27	23	26	N/A	N/A	26
		Indian pupils	N/A	N/A	N/A	N/A	N/A	N/A	N/A	N/A	N/A	-	-	N/A	N/A	-
		Pakistani pupils	N/A	N/A	N/A	N/A	27	N/A	N/A	N/A	N/A	-	-	N/A	N/A	27
		Bangladeshi pupils	N/A	N/A	N/A	N/A	-	N/A	N/A	N/A	N/A	N/A	-	N/A	N/A	-
		Black Caribbean pupils	N/A	N/A	N/A	N/A	-	26	N/A	-	N/A	-	N/A	N/A	N/A	26
		Black African pupils	N/A	N/A	N/A	N/A	-	-	N/A	-	-	-	-	N/A	N/A	-
	Mobility	Pupils in school for less than 2 years	N/A	N/A	N/A	N/A	24	N/A	N/A	-	N/A	N/A	-	N/A	N/A	24
		Pupils in school for 2 or more years	N/A	N/A	N/A	N/A	26	27	N/A	27	27	25	27	N/A	N/A	26
	SEN	Pupils with SEN supported at school action	N/A	N/A	N/A	N/A	23	27	N/A	-	-	-	26	N/A	N/A	25
		Pupils with SEN with statements or on School Action Plus	N/A	N/A	N/A	N/A	18	21	N/A	18	-	-	-	N/A	N/A	19
	EAL	Pupils with EAL	N/A	N/A	N/A	N/A	25	26	N/A	-	-	26	25	N/A	N/A	25
		Pupils without EAL	N/A	N/A	N/A	N/A	26	27	N/A	26	28	25	27	N/A	N/A	26

KEY STAGE 2 SUBJECT INFORMATION															
Combined English & Maths	Number	N/A	N/A	N/A	N/A	42	31	N/A	27	18	22	26	N/A	N/A	166
	% Level 4+	N/A	N/A	N/A	N/A	50	71	N/A	70	72	50	73	N/A	N/A	63
	% Level 5+	N/A	N/A	N/A	N/A	21	13	N/A	15	28	5	12	N/A	N/A	16
English	Number	N/A	N/A	N/A	N/A	42	31	N/A	27	18	22	26	N/A	N/A	166
	% Level 4+	N/A	N/A	N/A	N/A	55	84	N/A	74	78	50	81	N/A	N/A	69
	% Level 5+	N/A	N/A	N/A	N/A	21	19	N/A	22	44	5	15	N/A	N/A	20
Maths	Number	N/A	N/A	N/A	N/A	42	31	N/A	27	18	22	26	N/A	N/A	166
	% Level 4+	N/A	N/A	N/A	N/A	74	77	N/A	74	72	82	77	N/A	N/A	76
	% Level 5+	N/A	N/A	N/A	N/A	38	29	N/A	26	28	41	23	N/A	N/A	31

KEY

Local Authority (LA)

C = Community

F = Foundation

VA = Voluntary Aided

VC = Voluntary Controlled

* = New Opener

'N/A' = There are 0 pupils, data is not available or has been suppressed

B = Boys

G = Girls

M = Mixed

Atherton St George's CofE Primary School
Wigan **690**

Beech Hill Community Primary School
Wigan **691**

Bishop Bridgeman CofE Primary School
Bolton **692**

Gilnow Primary School Bolton **693**

Meadowbank Primary School & Children's
Centre Wigan **694**

Platt Bridge Community Primary School
Wigan **695**

Queensbridge Primary School Bolton **696**

St Catharine's CofE Primary School
Wigan **697**

St James' CofE Primary School Wigan **698**

St John's Church of England Primary School,
Raddiffe Bury **699**

St Thomas CofE Junior and Infant School
Wigan **700**

Westfield Community School Wigan **701**

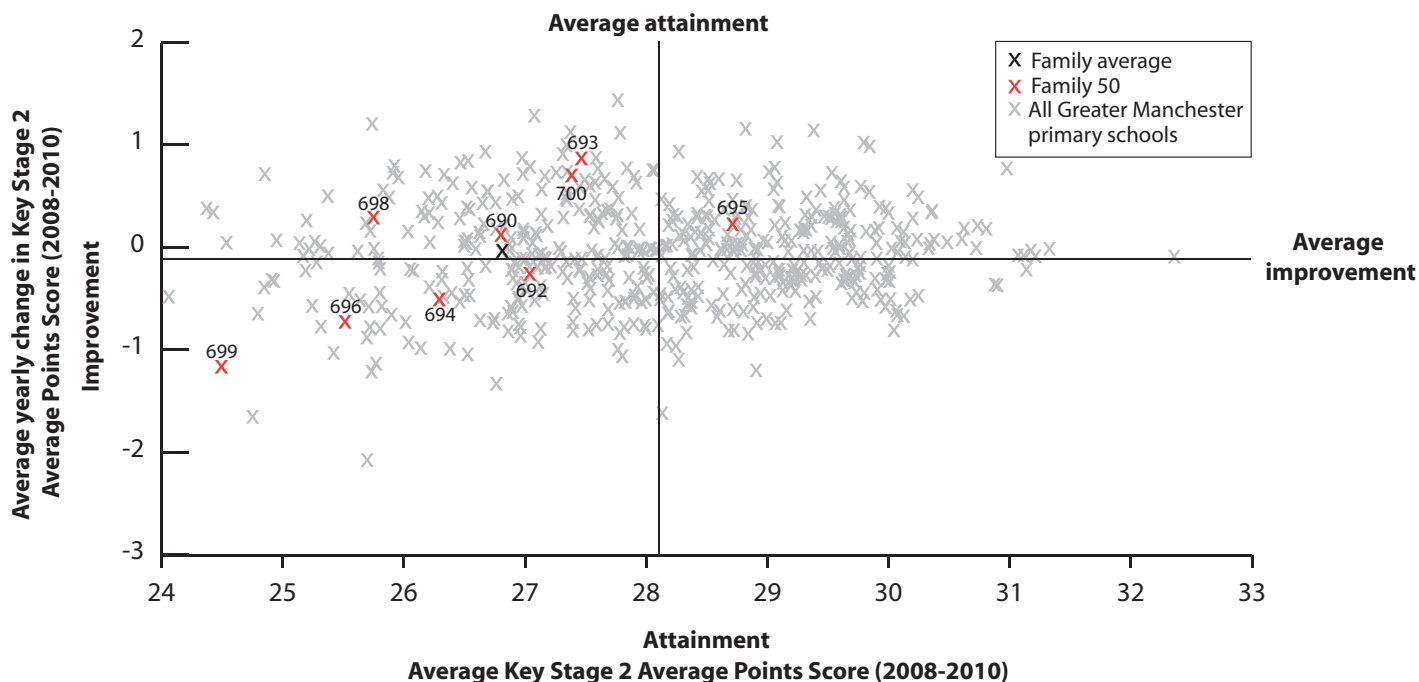
Wharton Primary School Salford **702**

Family 50 Averages & Totals

CHARACTERISTICS OF SCHOOLS AND THEIR PUPILS

School Designation	VA	C	VA	C	C	C	C	VA	VC	VA	VA	C	C	-	
Gender	M	M	M	M	M	M	M	M	M	M	M	M	M	-	
Number of full-time pupils	163	199	315	186	179	286	202	168	148	107	180	339	212	2684	
Boys as a percentage of full-time pupils	51	54	52	53	48	51	45	54	59	53	56	54	45	52	
Girls as a percentage of full-time pupils	49	46	48	47	52	49	55	46	41	47	44	46	55	48	
Prior Attainment band 2010	2	N/A	2	2	1	1	2	1	1	2	2	N/A	2	-	
Free School Meal (FSM) band 2010	6	5	5	5	7	6	6	5	6	5	5	6	6	-	
% of pupils known to be eligible for FSM 2010	44	39	27	37	65	44	44	30	41	38	32	53	40	41	
Percentage of all pupils of compulsory school age	White	White British	94	91	19	18	90	91	70	96	88	88	93	91	76
		Irish	0	0	0	0	0	0	0	0	0	0	0	0	0
		Any other White background	1	1	1	6	2	2	1	0	2	2	1	0	2
	Mixed	White and Black Caribbean	0	1	0	0	1	1	2	1	0	1	0	4	1
		White and Black African	0	0	1	0	0	0	1	0	1	1	0	1	0
		White and Asian	0	0	2	0	0	0	2	0	1	2	0	1	1
	Asian	Any other Mixed background	2	0	0	3	4	2	2	0	1	0	1	1	1
		Indian	0	2	13	8	0	0	0	1	0	0	0	1	2
		Pakistani	0	0	54	50	0	0	14	0	0	2	0	0	11
	Black	Bangladeshi	0	0	2	0	0	0	2	0	1	0	0	0	0
		Any other Asian background	0	0	2	1	0	0	2	1	0	1	0	0	1
		Black Caribbean	1	0	0	0	0	0	0	0	0	0	0	1	0
	Other	Black African	0	1	4	10	2	1	2	1	0	2	3	1	2
		Any other Black background	0	0	1	0	0	0	0	0	1	0	0	0	0
		Chinese	0	2	1	1	0	0	0	0	1	0	1	0	0
Other	Any other ethnic group	2	4	1	3	0	1	0	1	5	0	0	0	1	
	Unclassified	0	0	0	0	0	0	0	0	0	8	1	1	1	
% of pupils with EAL	2	6	70	75	3	6	21	2	5	9	2	6	1	18	
% of pupils with SEN with statements or on SAP	23	17	4	5	16	11	23	13	18	28	22	11	8	14	
% of pupils with SEN supported at School Action	8	19	18	18	13	10	13	28	16	12	7	15	23	15	

PERFORMANCE MAP



KEY

On this page

- '/' = There are fewer than 5 pupils in this group
- 'N/A' = There are 0 pupils, data is not available or has been suppressed
- * = New Opener
- S = School's absence data may have been affected by severe weather conditions.

Atterton St George's CofE Primary School
Wigan **690**
Beech Hill Community Primary School
Wigan **691**
Bishop Bridgeman CofE Primary School
Bolton **692**
Gilnow Primary School Bolton **693**
Meadowbank Primary School & Children's Centre Wigan **694**
Platt Bridge Community Primary School Wigan **695**
Queensbridge Primary School Bolton **696**
St Catharine's CofE Primary School Wigan **697**
St James' CofE Primary School Wigan **698**
St John's Church of England Primary School, Radcliffe Bury **699**
St Thomas' CofE Junior and Infant School Wigan **700**
Westfield Community School Wigan **701**
Wharton Primary School Saltaire **702**
Family 50 Averages & Totals

SCHOOL ATTAINMENT DATA															
Key Stage 2 Average Points Score (all subjects)	2008	25	25	27	26	27	29	26	28	25	27	27	28	26	27
	2009	28	27	27	29	26	30	25	27	26	23	29	26	27	27
	2010	28	N/A	27	27	26	28	24	N/A	26	23	27	N/A	N/A	26
Key Stage 1-2 Contextual Value Added	102	N/A	101	102	102	103	100	N/A	101	98	102	N/A	N/A	101	
% of 11 year olds in school for 4 years or more	71	68	83	79	72	78	80	76	72	55	79	73	88	76	
% of 11 year olds in school for 2 years or more	86	79	93	96	92	90	87	96	80	90	96	89	92	90	
Percentage total absence	7	6	5	7	5	6	8	6	5	7	7	7	6	6	
Percentage persistent absence	1	1	0	5	1	3	6	1	1	5	3	3	1	2	

BREAKDOWN OF ATTAINMENT DATA																
Key Stage 2 Average Points Score (all subjects)	FSM	All pupils not eligible for FSM	28	N/A	27	26	27	29	26	N/A	26	23	28	N/A	N/A	27
		All pupils eligible for FSM	29	N/A	27	28	24	26	22	N/A	26	23	23	N/A	N/A	25
	Girls	All girls	29	N/A	27	26	25	28	24	N/A	26	22	29	N/A	N/A	26
		All girls not eligible for FSM	29	N/A	27	24	26	29	25	N/A	26	22	29	N/A	N/A	27
		All girls eligible for FSM	-	N/A	27	-	23	27	22	N/A	27	22	-	N/A	N/A	24
	Boys	All boys	28	N/A	27	28	26	27	25	N/A	26	24	25	N/A	N/A	26
		All boys not eligible for FSM	27	N/A	27	-	28	29	26	N/A	26	23	27	N/A	N/A	27
		All boys eligible for FSM	29	N/A	26	27	25	26	-	N/A	-	-	23	N/A	N/A	26
	Ethnicity	White British pupils	28	N/A	27	-	25	28	25	N/A	26	22	27	N/A	N/A	26
		Indian pupils	N/A	N/A	29	-	N/A	N/A	N/A	N/A	N/A	N/A	N/A	N/A	N/A	29
		Pakistani pupils	N/A	N/A	26	28	N/A	N/A	-	N/A	N/A	N/A	N/A	N/A	N/A	27
		Bangladeshi pupils	N/A	N/A	N/A	N/A	N/A	N/A	-	N/A	-	N/A	N/A	N/A	N/A	-
		Black Caribbean pupils	N/A	N/A	N/A	N/A	N/A	N/A	N/A	N/A	N/A	N/A	N/A	N/A	N/A	N/A
	Mobility	Pupils in school for less than 2 years	-	N/A	-	-	-	-	-	N/A	25	-	-	N/A	N/A	25
		Pupils in school for 2 or more years	29	N/A	27	28	26	28	25	N/A	26	22	27	N/A	N/A	27
	SEN	Pupils with SEN supported at school action	-	N/A	23	27	-	26	-	N/A	-	-	-	N/A	N/A	25
		Pupils with SEN with statements or on School Action Plus	26	N/A	-	-	19	24	21	N/A	-	19	22	N/A	N/A	22
	EAL	Pupils with EAL	-	N/A	27	27	-	-	24	N/A	N/A	-	N/A	N/A	N/A	27
		Pupils without EAL	28	N/A	29	-	25	28	25	N/A	26	22	27	N/A	N/A	26

KEY STAGE 2 SUBJECT INFORMATION															
Combined English & Maths	Number	21	N/A	41	24	25	40	30	N/A	25	20	28	N/A	N/A	254
	% Level 4+	86	N/A	68	75	56	78	40	N/A	68	25	68	N/A	N/A	64
	% Level 5+	14	N/A	20	8	20	15	10	N/A	8	0	11	N/A	N/A	13
English	Number	21	N/A	41	24	25	40	30	N/A	25	20	28	N/A	N/A	254
	% Level 4+	86	N/A	78	75	68	78	40	N/A	76	35	82	N/A	N/A	70
	% Level 5+	24	N/A	29	21	24	23	20	N/A	12	0	21	N/A	N/A	20
Maths	Number	21	N/A	41	24	25	40	30	N/A	25	20	28	N/A	N/A	254
	% Level 4+	100	N/A	78	92	68	93	57	N/A	72	45	75	N/A	N/A	76
	% Level 5+	29	N/A	27	33	24	30	13	N/A	16	0	21	N/A	N/A	22

KEY

Local Authority (LA)

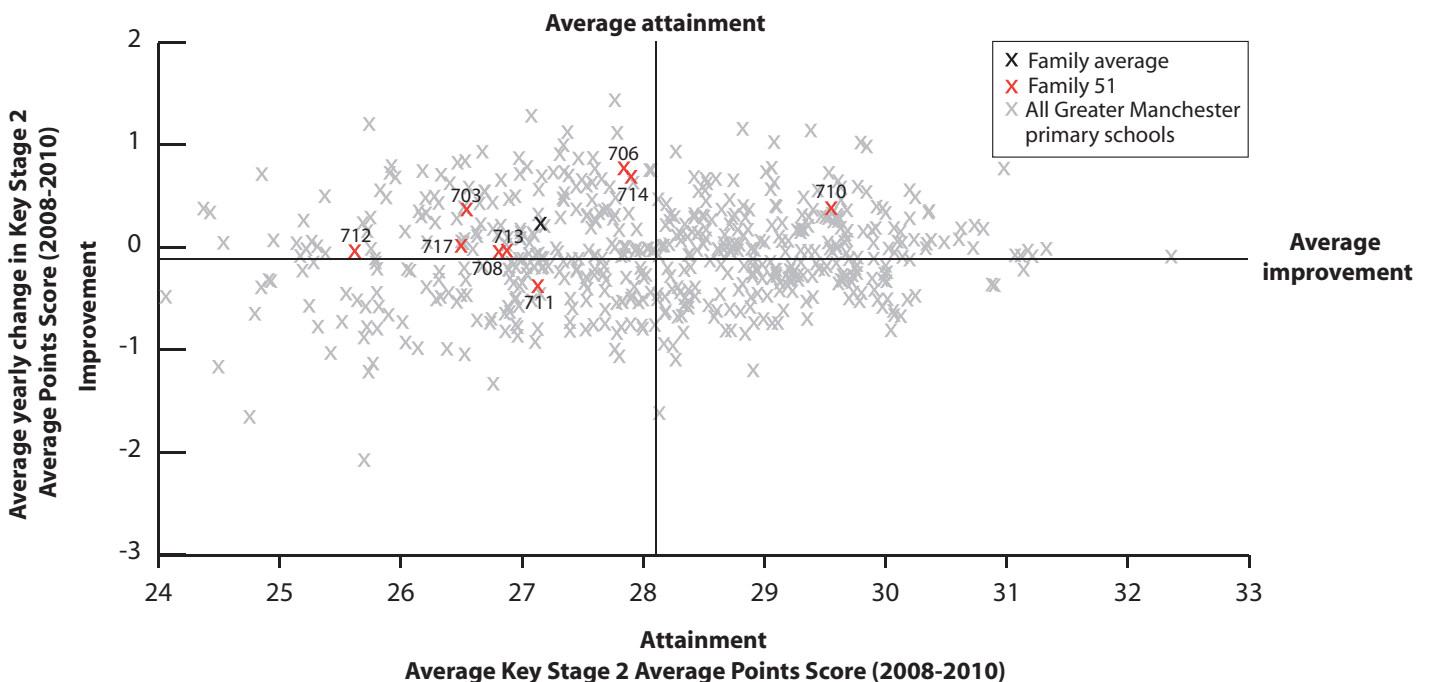
- C = Community
- F = Foundation
- VA = Voluntary Aided
- VC = Voluntary Controlled
- * = New Opener
- 'N/A' = There are 0 pupils, data is not available or has been suppressed
- B = Boys
- G = Girls
- M = Mixed

Ashton West End Primary School Tameside 703	Birchfields Primary School Manchester 704	Chapel Street Primary School Manchester 705	Crowcroft Park Primary School Manchester 706	Crumpsall Lane Primary School Manchester 707	Flowerly Field Primary School Tameside 708	Green End Primary School Manchester 709	Greenhill Primary School Oldham 710	Hamer Community Primary School Rochdale 711	Heybrook Primary School Rochdale 712	Rosehill Methodist Community Primary School Tameside 713	Seymour Park Community Primary School Trafford 714	St Mary's C of E Junior and Infant School Manchester 715	St Paul's Church of England Primary School Birmingham 716	St Thomas' Church of England Primary School Stockport 717	Family 51 Averages & Totals
---	---	---	--	--	--	---	---	---	--	--	--	--	---	---	-----------------------------

CHARACTERISTICS OF SCHOOLS AND THEIR PUPILS

School Designation	C	C	C	C	C	C	C	C	C	C	VC	C	VC	VC	VC	-		
Gender	M	M	M	M	M	M	M	M	M	M	M	M	M	M	M	M	-	
Number of full-time pupils	286	721	482	247	454	390	393	358	263	541	377	557	244	194	112	5619		
Boys as a percentage of full-time pupils	47	47	48	51	52	54	54	51	53	53	54	50	55	48	54	51		
Girls as a percentage of full-time pupils	53	53	52	49	48	46	46	49	47	47	46	50	45	52	46	49		
Prior Attainment band 2010	3	N/A	1	4	N/A	2	1	2	2	2	2	3	N/A	N/A	3	-		
Free School Meal (FSM) band 2010	5	5	5	5	5	5	6	5	5	5	6	4	7	5	6	-		
% of pupils known to be eligible for FSM 2010	25	28	27	26	25	36	38	38	30	29	41	22	80	34	43	33		
Percentage of all pupils of compulsory school age	White	White British	25	2	21	7	7	71	36	0	6	0	88	9	7	89	87	25
		Irish	0	0	0	0	0	0	0	0	0	0	0	1	0	0	0	0
		Any other White background	4	1	5	5	3	1	1	0	0	0	2	1	2	0	1	2
	Mixed	White and Black Caribbean	0	0	2	1	0	1	4	0	0	1	0	1	3	0	1	
		White and Black African	0	0	2	0	0	1	2	0	0	0	0	0	1	0	0	
		White and Asian	1	2	1	1	0	2	2	0	0	0	0	0	2	0	1	
	Asian	Any other Mixed background	1	0	1	0	1	2	1	0	0	1	1	2	2	0	1	
		Indian	2	3	2	3	4	0	2	0	0	1	39	0	0	1	5	
		Pakistani	45	54	50	62	54	0	29	63	83	53	2	28	3	2	5	38
		Bangladeshi	10	27	3	7	0	19	5	37	9	46	1	1	0	0	1	14
	Black	Any other Asian background	6	2	1	0	10	1	4	0	0	1	1	1	0	0	2	
		Black Caribbean	0	0	2	3	0	0	2	0	0	0	3	13	1	0	1	
		Black African	2	3	5	5	2	1	3	0	0	0	2	3	57	1	1	4
	Other	Any other Black background	0	1	0	2	1	0	1	0	0	1	3	1	1	2	1	
		Chinese	0	0	0	0	0	0	1	0	0	0	0	0	0	0	0	
Any other ethnic group		2	5	3	3	15	1	7	0	1	0	9	7	0	2	4		
Unclassified	1	0	1	1	2	0	0	0	0	0	0	0	2	0	1	1		
% of pupils with EAL	68	93	67	81	77	23	47	100	92	99	8	83	68	3	9	68		
% of pupils with SEN with statements or on SAP	3	3	7	12	10	7	13	10	8	4	6	12	5	9	17	8		
% of pupils with SEN supported at School Action	7	11	10	9	31	21	11	17	16	23	18	9	24	21	6	16		

PERFORMANCE MAP



KEY

On this page

- '/' = There are fewer than 5 pupils in this group
- 'N/A' = There are 0 pupils, data is not available or has been suppressed
- * = New Opener
- S = School's absence data may have been affected by severe weather conditions.

Ashton West End Primary School Tameside 703	Birchfields Primary School Manchester 704	Chapel Street Primary School Manchester 705	Crowcroft Park Primary School Manchester 706	Crumpsall Lane Primary School Manchester 707	Flowerly Field Primary School Tameside 708	Green End Primary School Manchester 709	Greenhill Primary School Oldham 710	Hamer Community Primary School Rochdale 711	Heybrook Primary School Rochdale 712	Rosehill Methodist Community Primary School Tameside 713	Seymour Park Community Primary School Trafford 714	St Mary's CofE Junior and Infant School Manchester 715	St Paul's Church of England Primary School Birmingham 716	St Thomas' Church of England Primary School Stockport 717	Family 51 Averages & Totals
---	---	---	--	--	--	---	---	---	--	--	--	--	---	---	-----------------------------

SCHOOL ATTAINMENT DATA																	
Key Stage 2 Average Points Score (all subjects)	2008	27	25	26	28	27	26	27	29	28	26	26	26	26	27	27	26
	2009	26	26	26	28	27	28	26	31	27	25	28	29	25	28	26	27
	2010	27	N/A	N/A	29	N/A	28	N/A	30	26	26	26	29	N/A	N/A	27	28
Key Stage 1-2 Contextual Value Added	100	N/A	N/A	101	N/A	102	N/A	103	100	100	101	102	N/A	N/A	100	101	
% of 11 year olds in school for 4 years or more	75	81	78	79	72	82	89	88	87	68	86	91	69	80	67	80	
% of 11 year olds in school for 2 years or more	90	90	89	93	93	95	94	100	95	80	90	91	86	100	80	91	
Percentage total absence	7	6 (S)	7	5	7	6	7	7	5	5	5	6	5	6	7	6	
Percentage persistent absence	2	2	4	1	2	1	3	4	2	2	2	1	1	1	3	2	

BREAKDOWN OF ATTAINMENT DATA

Key Stage 2 Average Points Score (all subjects)		Breakdown Data															
		FSM	All pupils not eligible for FSM	27	N/A	N/A	29	N/A	29	N/A	31	26	26	27	30	N/A	N/A
FSM	All pupils eligible for FSM	29	N/A	N/A	29	N/A	26	N/A	28	26	27	25	28	N/A	N/A	24	27
Girls	All girls	27	N/A	N/A	29	N/A	27	N/A	28	26	27	26	29	N/A	N/A	25	27
	All girls not eligible for FSM	26	N/A	N/A	30	N/A	29	N/A	30	26	27	26	29	N/A	N/A	-	28
	All girls eligible for FSM	30	N/A	N/A	-	N/A	26	N/A	26	26	27	25	29	N/A	N/A	-	26
Boys	All boys	27	N/A	N/A	29	N/A	28	N/A	30	26	25	26	29	N/A	N/A	28	28
	All boys not eligible for FSM	27	N/A	N/A	28	N/A	28	N/A	31	26	25	27	30	N/A	N/A	29	28
	All boys eligible for FSM	-	N/A	N/A	30	N/A	27	N/A	29	26	27	25	27	N/A	N/A	-	27
Ethnicity	White British pupils	28	N/A	N/A	-	N/A	27	N/A	N/A	-	N/A	26	30	N/A	N/A	26	26
	Indian pupils	N/A	N/A	N/A	-	N/A	N/A	N/A	N/A	N/A	N/A	-	29	N/A	N/A	N/A	29
	Pakistani pupils	28	N/A	N/A	29	N/A	N/A	N/A	30	26	26	N/A	30	N/A	N/A	-	28
	Bangladeshi pupils	-	N/A	N/A	-	N/A	29	N/A	29	-	27	N/A	-	N/A	N/A	N/A	27
	Black Caribbean pupils	N/A	N/A	N/A	-	N/A	N/A	N/A	N/A	N/A	N/A	N/A	-	N/A	N/A	N/A	-
Mobility	Black African pupils	N/A	N/A	N/A	-	N/A	N/A	N/A	N/A	N/A	N/A	-	-	N/A	N/A	N/A	-
	Pupils in school for less than 2 years	-	N/A	N/A	-	N/A	-	N/A	N/A	-	25	-	29	N/A	N/A	-	26
SEN	Pupils in school for 2 or more years	28	N/A	N/A	29	N/A	27	N/A	30	26	26	26	29	N/A	N/A	28	28
	Pupils with SEN supported at school action	-	N/A	N/A	-	N/A	26	N/A	28	24	21	23	28	N/A	N/A	-	24
EAL	Pupils with SEN with statements or on School Action Plus	-	N/A	N/A	-	N/A	23	N/A	23	-	N/A	-	26	N/A	N/A	-	24
	Pupils with EAL	27	N/A	N/A	29	N/A	29	N/A	30	26	26	-	29	N/A	N/A	-	28
EAL	Pupils without EAL	28	N/A	N/A	29	N/A	27	N/A	N/A	-	N/A	26	30	N/A	N/A	26	27

KEY STAGE 2 SUBJECT INFORMATION

Combined English & Maths	Number	40	N/A	N/A	28	N/A	55	N/A	48	38	71	42	80	N/A	N/A	15	417
	% Level 4+	80	N/A	N/A	82	N/A	78	N/A	90	55	58	55	88	N/A	N/A	73	74
	% Level 5+	13	N/A	N/A	29	N/A	15	N/A	38	8	14	5	33	N/A	N/A	13	20
English	Number	40	N/A	N/A	28	N/A	55	N/A	48	38	71	42	80	N/A	N/A	15	417
	% Level 4+	83	N/A	N/A	86	N/A	87	N/A	92	68	70	57	89	N/A	N/A	80	80
	% Level 5+	18	N/A	N/A	46	N/A	24	N/A	58	13	18	10	40	N/A	N/A	20	28
Maths	Number	40	N/A	N/A	28	N/A	55	N/A	48	38	71	42	80	N/A	N/A	15	417
	% Level 4+	80	N/A	N/A	86	N/A	82	N/A	90	66	63	83	96	N/A	N/A	73	81
	% Level 5+	30	N/A	N/A	43	N/A	25	N/A	52	11	25	17	51	N/A	N/A	33	33

KEY
 Local Authority (LA)
 C = Community
 F = Foundation
 VA = Voluntary Aided
 VC = Voluntary Controlled
 * = New Opener
 'N/A' = There are 0 pupils, data is not available or has been suppressed

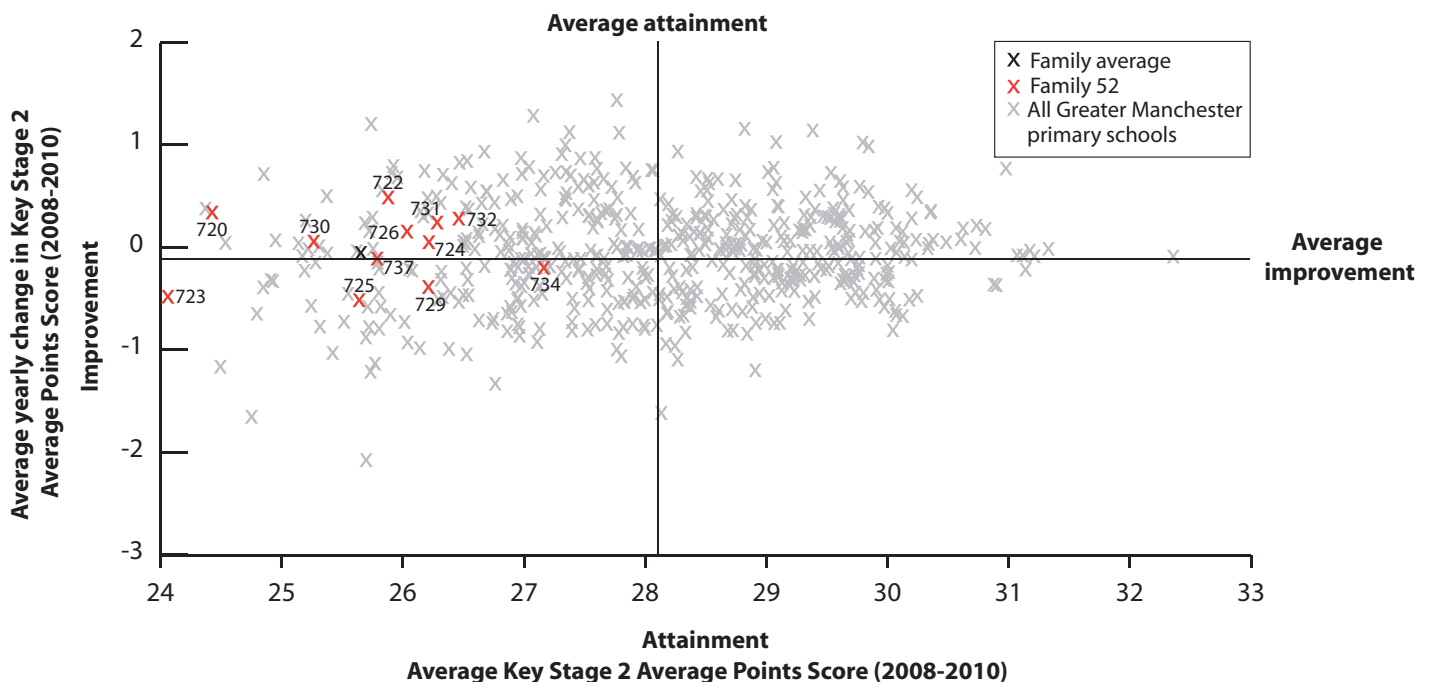
B = Boys
 G = Girls
 M = Mixed

Barlow Hall Primary School **Manchester 718**
 Barton Moss Community Primary School **Salford 719**
 Castle Hill Primary School **Bolton 720**
 Charlestown Community Primary School **Manchester 721**
 Gaskell Community Primary School **Bolton 722**
 Gorton Mount Primary School **Manchester 723**
 Lower Kersal Community Primary School **Salford 724**
 Newall Green Primary School **Manchester 725**
 Old Hall Drive Primary School **Manchester 726**
 Old Trafford Community School **Trafford 727**
 Peel Hall Primary School **Salford 728**
 Plymouth Grove Primary School **Manchester 729**
 Sandbrook Community Primary School **Rochdale 730**
 St Mary's Roman Catholic Primary School, Middleton **Rochdale 731**
 St Patrick's RC Primary School **Manchester 732**
 The Divine Mercy Roman Catholic Primary School **Manchester 733***
 The Friars Primary School **Salford 734**
 The Willows Primary School **Manchester 735**
 Westwood Park Community Primary School **Salford 736**
 Woodland Community Primary School **Rochdale 737**
 Family 52 Averages & Totals

CHARACTERISTICS OF SCHOOLS AND THEIR PUPILS

School Designation	C	C	C	C	C	C	C	C	C	C	C	C	C	VA	VA	VA	C	C	C	C	-		
Gender	M	M	M	M	M	M	M	M	M	M	M	M	M	M	M	M	M	M	M	M	M	-	
Number of full-time pupils	283	199	180	296	290	458	187	571	354	303	191	361	335	316	174	409	226	373	319	384	6209		
Boys as a percentage of full-time pupils	49	52	51	52	49	60	50	51	52	47	56	53	56	51	43	48	50	49	50	51	51		
Girls as a percentage of full-time pupils	51	48	49	48	51	40	50	49	48	53	44	47	44	49	57	52	50	51	50	49	49		
Prior Attainment band 2010	1	N/A	2	N/A	2	2	2	2	2	N/A	N/A	2	2	2	3	3	2	N/A	1	3	-		
Free School Meal (FSM) band 2010	6	7	6	6	6	6	7	6	6	7	7	6	6	5	7	6	7	7	7	6	-		
% of pupils known to be eligible for FSM 2010	43	53	56	50	43	45	53	54	49	58	70	48	53	35	50	48	54	56	62	52	51		
Percentage of all pupils of compulsory school age	White	White British	36	87	86	85	28	30	74	89	50	15	84	11	51	79	34	19	72	69	88	3	51
		Irish	0	2	0	0	0	0	0	0	0	0	0	0	0	6	0	0	0	0	0	0	0
		Any other White background	2	3	5	2	3	21	5	2	11	2	4	2	28	5	3	6	8	3	4	91	13
	Mixed	White and Black Caribbean	8	1	4	2	0	7	4	0	3	2	0	2	0	1	6	0	0	0	0	0	2
		White and Black African	0	1	0	1	0	1	1	0	4	1	1	1	0	1	4	1	0	1	1	0	1
		White and Asian	2	1	0	1	1	2	1	0	1	0	0	1	2	0	1	0	0	0	0	0	1
	Asian	Any other Mixed background	6	1	0	3	1	3	4	3	2	2	1	4	4	1	6	5	11	3	1	1	3
		Indian	1	0	0	0	7	0	0	1	0	13	0	3	0	0	1	11	0	0	0	0	2
		Pakistani	8	0	0	2	42	15	1	0	6	12	1	31	7	0	0	1	1	0	1	1	7
		Bangladeshi	0	0	0	0	0	4	0	0	1	2	0	4	0	0	1	1	0	0	0	0	1
	Black	Any other Asian background	2	1	1	0	0	0	1	1	1	1	1	4	1	0	3	0	3	0	0	0	1
		Black Caribbean	2	0	0	1	0	2	0	1	2	9	0	2	0	0	2	0	0	0	0	0	2
		Black African	7	3	2	2	12	8	4	1	15	31	4	17	4	12	16	14	0	2	1	0	8
	Other	Any other Black background	1	0	0	0	1	3	3	2	1	7	1	6	1	1	10	8	1	0	2	0	2
		Chinese	0	0	0	0	0	0	1	0	1	1	0	1	1	0	12	0	0	1	0	0	1
Any other ethnic group		23	2	1	0	3	3	2	0	2	3	4	11	0	0	5	5	8	0	0	2	3	
Unclassified	1	0	2	1	1	0	0	0	0	1	0	1	1	0	0	0	1	17	0	2	2		
% of pupils with EAL	43	7	7	3	67	55	15	4	34	64	14	68	14	10	38	35	22	6	6	3	26		
% of pupils with SEN with statements or on SAP	9	9	8	9	7	33	9	9	8	14	9	7	3	4	1	11	8	13	7	8	10		
% of pupils with SEN supported at School Action	29	12	27	9	7	16	10	22	10	20	30	8	22	29	6	17	24	11	15	15	17		

PERFORMANCE MAP



KEY

On this page

- '/' = There are fewer than 5 pupils in this group
- 'N/A' = There are 0 pupils, data is not available or has been suppressed
- * = New Opener
- S = School's absence data may have been affected by severe weather conditions.

Barlow Hall Primary School **Manchester 718**
 Barton Moss Community Primary School **Salford 719**
 Castle Hill Primary School **Bolton 720**
 Charlestown Community Primary School **Manchester 721**
 Gaskell Community Primary School **Bolton 722**
 Gorton Mount Primary School **Manchester 723**
 Lower Kersal Community Primary School **Salford 724**
 Newall Green Primary School **Manchester 725**
 Old Hall Drive Primary School **Manchester 726**
 Old Trafford Community School **Trafford 727**
 Peel Hall Primary School **Salford 728**
 Plymouth Grove Primary School **Manchester 729**
 Sandbrook Community Primary School **Rochdale 730**
 St Mary's Roman Catholic Primary School, Middleton **Rochdale 731**
 St Patrick's RC Primary School **Manchester 732**
 The Divine Mercy Roman Catholic Primary School **Manchester 733***
 The Friars Primary School **Salford 734**
 The Willows Primary School **Manchester 735**
 Westwood Park Community Primary School **Salford 736**
 Woodland Community Primary School **Rochdale 737**
 Family 52 Averages & Totals

SCHOOL ATTAINMENT DATA																						
Key Stage 2 Average Points Score (all subjects)	2008	28	24	24	26	26	23	26	26	27	28	25	26	24	27	27	N/A	27	27	26	26	
	2009	30	26	24	27	26	25	27	26	26	26	26	27	26	26	26	N/A	29	27	27	26	26
	2010	N/A	N/A	25	N/A	26	24	27	25	25	N/A	N/A	26	25	26	27	26	25	N/A	N/A	25	25
Key Stage 1-2 Contextual Value Added		N/A	N/A	100	N/A	100	100	101	100	100	N/A	N/A	101	101	102	100	100	100	N/A	N/A	98	100
% of 11 year olds in school for 4 years or more		86	52	77	86	65	67	89	81	73	83	75	80	63	81	72	N/A	76	56	81	80	71
% of 11 year olds in school for 2 years or more		90	80	95	97	83	84	89	93	86	88	75	91	76	98	88	3	91	85	84	95	84
Percentage total absence		8	6	7	6	6	8	6	8	7	6	6	7	5	6	7	6	5	6	6	7 (S)	6
Percentage persistent absence		3	3	6	2	1	6	1	5	6	2	5	2	2	3	5	3	2	3	3	4	3

BREAKDOWN OF ATTAINMENT DATA																							
Key Stage 2 Average Points Score (all subjects)	FSM	All pupils not eligible for FSM	N/A	N/A	26	N/A	27	24	27	26	N/A	N/A	27	28	28	28	26	26	N/A	N/A	26	27	
		All pupils eligible for FSM	N/A	N/A	24	N/A	24	23	27	24	24	N/A	N/A	25	23	24	27	26	25	N/A	N/A	23	24
	Girls	All girls	N/A	N/A	26	N/A	26	23	27	27	24	N/A	N/A	26	25	26	26	26	26	N/A	N/A	25	26
		All girls not eligible for FSM	N/A	N/A	25	N/A	28	24	27	29	25	N/A	N/A	27	27	27	-	26	-	N/A	N/A	26	27
		All girls eligible for FSM	N/A	N/A	26	N/A	23	23	28	25	23	N/A	N/A	24	23	24	25	26	26	N/A	N/A	22	24
	Boys	All boys	N/A	N/A	24	N/A	25	24	27	24	26	N/A	N/A	26	26	27	29	27	25	N/A	N/A	25	25
		All boys not eligible for FSM	N/A	N/A	-	N/A	24	24	-	25	27	N/A	N/A	27	29	29	28	27	25	N/A	N/A	26	26
		All boys eligible for FSM	N/A	N/A	23	N/A	26	23	26	22	25	N/A	N/A	25	24	24	-	27	24	N/A	N/A	24	24
	Ethnicity	White British pupils	N/A	N/A	25	N/A	25	23	27	25	25	N/A	N/A	25	26	26	25	24	24	N/A	N/A	-	25
		Indian pupils	N/A	N/A	N/A	N/A	-	-	N/A	-	N/A	N/A	N/A	-	N/A	N/A	N/A	-	N/A	N/A	N/A	N/A	-
		Pakistani pupils	N/A	N/A	N/A	N/A	28	-	N/A	N/A	-	N/A	N/A	26	-	N/A	N/A	N/A	-	N/A	N/A	N/A	27
		Bangladeshi pupils	N/A	N/A	N/A	N/A	N/A	-	N/A	N/A	N/A	N/A	N/A	-	N/A	N/A	N/A	N/A	N/A	N/A	N/A	N/A	-
		Black Caribbean pupils	N/A	N/A	N/A	N/A	N/A	-	N/A	N/A	-	N/A	N/A	-	N/A	N/A	N/A	26	N/A	N/A	N/A	N/A	26
	Mobility	Black African pupils	N/A	N/A	-	N/A	26	-	N/A	N/A	31	N/A	N/A	28	N/A	26	-	-	N/A	N/A	N/A	N/A	28
		Pupils in school for less than 2 years	N/A	N/A	-	N/A	25	24	-	23	20	N/A	N/A	-	25	-	-	26	-	N/A	N/A	-	25
	SEN	Pupils in school for 2 or more years	N/A	N/A	25	N/A	26	24	28	25	26	N/A	N/A	26	25	26	27	-	25	N/A	N/A	25	25
		Pupils with SEN supported at school action	N/A	N/A	23	N/A	24	24	-	23	21	N/A	N/A	22	23	23	-	26	24	N/A	N/A	20	23
	EAL	Pupils with SEN with statements or on School Action Plus	N/A	N/A	-	N/A	18	23	-	19	-	N/A	N/A	-	-	20	-	20	15	N/A	N/A	-	21
		Pupils with EAL	N/A	N/A	-	N/A	26	24	-	25	N/A	N/A	26	27	-	29	27	-	N/A	N/A	-	26	
		Pupils without EAL	N/A	N/A	25	N/A	25	24	27	25	26	N/A	N/A	26	25	27	27	26	25	N/A	N/A	25	25

KEY STAGE 2 SUBJECT INFORMATION																						
Combined English & Maths	Number	N/A	N/A	22	N/A	40	51	19	68	37	N/A	N/A	35	38	42	25	38	33	N/A	N/A	56	504
	% Level 4+	N/A	N/A	68	N/A	63	43	63	56	70	N/A	N/A	51	55	62	72	71	64	N/A	N/A	55	60
	% Level 5+	N/A	N/A	5	N/A	5	2	21	7	11	N/A	N/A	9	11	17	24	8	9	N/A	N/A	9	10
English	Number	N/A	N/A	22	N/A	40	51	19	68	37	N/A	N/A	35	38	42	25	38	33	N/A	N/A	56	504
	% Level 4+	N/A	N/A	73	N/A	70	53	63	62	73	N/A	N/A	66	63	69	96	71	64	N/A	N/A	68	67
	% Level 5+	N/A	N/A	9	N/A	5	8	21	16	19	N/A	N/A	26	13	24	24	11	9	N/A	N/A	13	15
Maths	Number	N/A	N/A	22	N/A	40	51	19	68	37	N/A	N/A	35	38	42	25	38	33	N/A	N/A	56	504
	% Level 4+	N/A	N/A	73	N/A	75	53	79	74	73	N/A	N/A	60	66	67	76	92	82	N/A	N/A	63	70
	% Level 5+	N/A	N/A	5	N/A	20	6	37	16	16	N/A	N/A	17	18	31	24	18	21	N/A	N/A	13	18

KEY

Local Authority (LA)

C = Community

F = Foundation

VA = Voluntary Aided

VC = Voluntary Controlled

* = New Opener

'N/A' = There are 0 pupils, data is not available or has been suppressed

B = Boys

G = Girls

M = Mixed

Brimrod Community Primary School
Rochdale 738

Castleton Primary School Rochdale 739

Clarksfield Primary School Oldham 740

Greenbank Primary School Rochdale 741

Lowerplace Primary School Rochdale 742

mary School Bury 743

St Margaret's Church of England Primary
School Rochdale 744

St Margaret's CofE Junior Infant and Nursery
School Oldham 745

St Peter and St Paul RC Primary School
Bolton 746

St Thomas Church of England Primary School
Bury 747

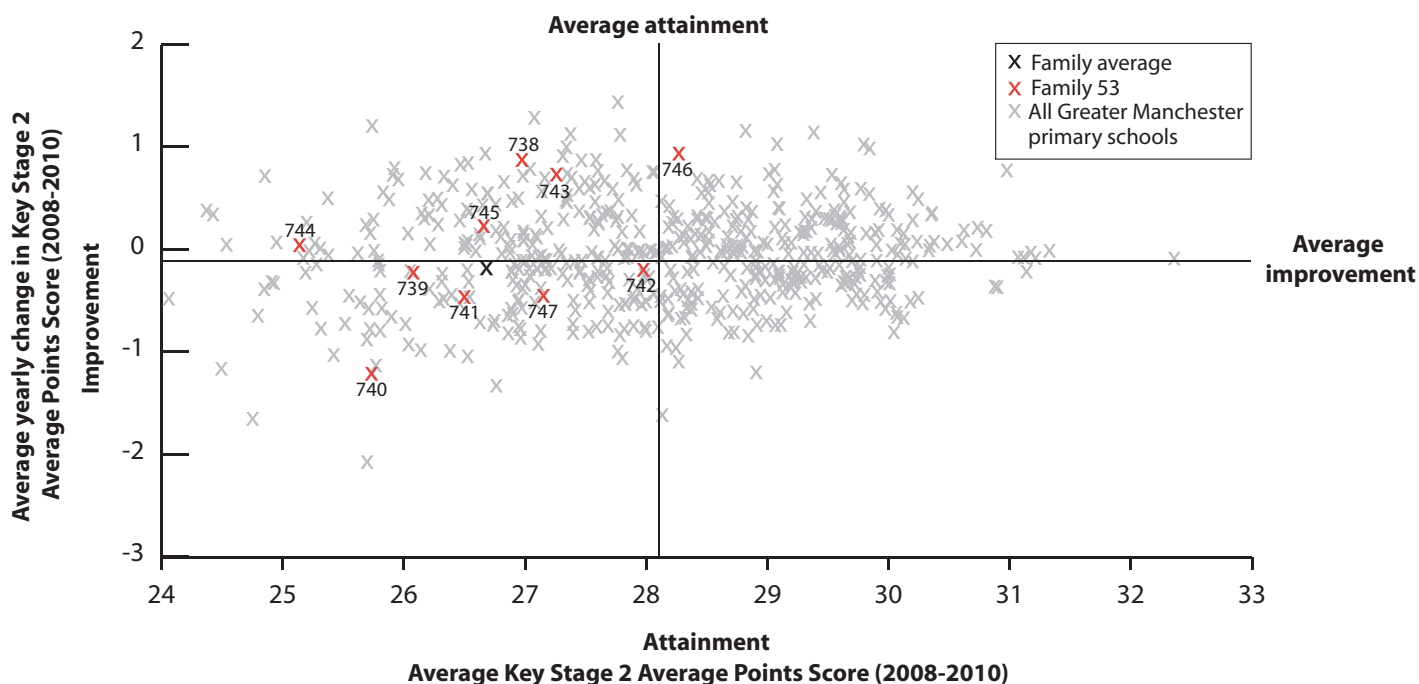
Werneth Primary School Oldham 748

Family 53 Averages & Totals

CHARACTERISTICS OF SCHOOLS AND THEIR PUPILS

School Designation	C	C	C	C	C	C	VA	VA	VA	VC	C	-		
Gender	M	M	M	M	M	M	M	M	M	M	M	-		
Number of full-time pupils	199	196	370	360	407	145	206	287	196	217	478	3061		
Boys as a percentage of full-time pupils	49	60	50	50	51	56	43	50	53	43	50	50		
Girls as a percentage of full-time pupils	51	40	50	50	49	44	57	50	47	57	50	50		
Prior Attainment band 2010	3	2	2	2	2	2	2	3	2	1	1	-		
Free School Meal (FSM) band 2010	5	5	4	5	6	6	6	5	5	5	5	-		
% of pupils known to be eligible for FSM 2010	26	27	24	29	38	43	42	31	26	26	28	30		
Percentage of all pupils of compulsory school age	White	White British	8	70	3	5	33	89	92	70	45	8	0	30
		Irish	0	0	0	0	0	0	0	0	0	0	0	0
		Any other White background	2	1	0	0	0	0	2	1	2	1	0	1
	Mixed	White and Black Caribbean	0	1	0	0	0	2	0	1	1	1	0	0
		White and Black African	0	1	0	0	0	1	0	1	1	0	0	0
		White and Asian	2	3	2	3	3	0	1	0	1	0	1	2
	Asian	Any other Mixed background	0	0	0	1	1	1	1	2	0	0	1	1
		Indian	1	3	0	0	0	0	0	21	0	0	0	2
		Pakistani	80	16	92	59	57	0	0	17	4	84	72	51
		Bangladeshi	1	3	1	31	3	0	0	3	0	0	25	9
	Black	Any other Asian background	5	2	0	1	0	1	0	3	1	1	1	1
		Black Caribbean	0	0	0	0	0	0	0	1	1	0	0	0
		Black African	0	1	2	0	1	2	1	1	9	0	0	1
	Other	Any other Black background	0	1	0	0	1	0	0	4	1	0	1	1
		Chinese	1	0	0	0	0	1	1	1	0	0	0	0
Any other ethnic group		0	0	0	0	0	2	0	2	8	1	0	1	
Unclassified	2	0	0	0	0	0	0	0	0	2	0	0		
% of pupils with EAL	89	12	94	87	60	6	2	26	48	89	98	64		
% of pupils with SEN with statements or on SAP	3	13	8	15	3	23	10	8	6	16	8	10		
% of pupils with SEN supported at School Action	10	8	28	9	12	12	16	22	16	11	15	15		

PERFORMANCE MAP



KEY

On this page

- '/' = There are fewer than 5 pupils in this group
- 'N/A' = There are 0 pupils, data is not available or has been suppressed
- * = New Opener
- S = School's absence data may have been affected by severe weather conditions.

Brimrod Community Primary School
Rochdale **738**

Castleton Primary School
Rochdale **739**

Clarksfield Primary School
Oldham **740**

Greenbank Primary School
Rochdale **741**

Lowerplace Primary School
Rochdale **742**

mary School
Bury **743**

St Margaret's Church of England Primary
School
Rochdale **744**

St Margaret's CofE Junior Infant and Nursery
School
Oldham **745**

St Peter and St Paul RC Primary School
Bolton **746**

St Thomas Church of England Primary School
Bury **747**

Werneth Primary School
Oldham **748**

Family 53 Averages & Totals

SCHOOL ATTAINMENT DATA													
Key Stage 2 Average Points Score (all subjects)	2008	26	27	26	27	28	27	26	27	28	27	N/A	27
	2009	27	25	26	26	28	28	25	27	28	29	26	27
	2010	29	26	25	26	28	28	24	27	30	26	N/A	26
Key Stage 1-2 Contextual Value Added	101	100	99	100	102	102	98	100	103	101	N/A	101	
% of 11 year olds in school for 4 years or more	79	88	82	85	77	65	71	76	81	79	91	81	
% of 11 year olds in school for 2 years or more	97	92	98	94	92	74	94	92	100	89	99	94	
Percentage total absence	5	5	7	6	6	6	6	6	7	7	7	6	
Percentage persistent absence	1	1	4	1	2	2	2	3	5	4	3	2	

BREAKDOWN OF ATTAINMENT DATA														
Key Stage 2 Average Points Score (all subjects)	FSM	All pupils not eligible for FSM	29	26	25	26	29	28	25	27	30	26	N/A	27
		All pupils eligible for FSM	27	-	24	25	26	27	24	26	-	27	N/A	26
		Girls	All girls	29	26	25	26	28	27	25	26	31	28	N/A
	All girls not eligible for FSM		30	27	25	26	29	26	25	26	31	28	N/A	27
	All girls eligible for FSM		27	-	25	25	26	-	25	26	N/A	-	N/A	25
	Boys		All boys	28	24	24	26	28	28	24	27	29	25	N/A
		All boys not eligible for FSM	28	24	24	25	28	29	24	28	30	25	N/A	27
		All boys eligible for FSM	-	N/A	23	26	27	-	-	25	-	26	N/A	25
	Ethnicity	White British pupils	-	25	N/A	-	27	28	24	27	29	-	N/A	26
		Indian pupils	N/A	-	N/A	N/A	N/A	N/A	N/A	-	32	N/A	N/A	32
		Pakistani pupils	29	N/A	25	26	29	N/A	N/A	26	-	26	N/A	26
		Bangladeshi pupils	-	N/A	-	26	-	N/A	N/A	-	N/A	N/A	N/A	26
		Black Caribbean pupils	N/A	N/A	N/A	N/A	N/A	N/A	N/A	N/A	N/A	N/A	N/A	N/A
		Black African pupils	N/A	N/A	-	N/A	N/A	-	-	N/A	-	N/A	N/A	-
	Mobility	Pupils in school for less than 2 years	-	-	-	-	28	26	-	-	N/A	-	N/A	27
		Pupils in school for 2 or more years	29	25	24	26	28	28	24	27	30	26	N/A	26
	SEN	Pupils with SEN supported at school action	26	-	23	23	23	-	20	26	-	N/A	N/A	23
		Pupils with SEN with statements or on School Action Plus	-	20	-	19	-	27	-	-	-	22	N/A	22
	EAL	Pupils with EAL	29	N/A	25	26	29	-	N/A	27	30	26	N/A	27
		Pupils without EAL	-	26	N/A	-	27	28	24	27	29	-	N/A	26

KEY STAGE 2 SUBJECT INFORMATION													
Combined English & Maths	Number	29	26	56	53	60	23	31	38	27	28	N/A	371
	% Level 4+	90	54	45	62	73	78	42	66	93	57	N/A	64
	% Level 5+	21	12	5	4	25	9	3	11	30	11	N/A	13
English	Number	29	26	56	53	60	23	31	38	27	28	N/A	371
	% Level 4+	100	58	68	70	82	87	42	82	96	61	N/A	74
	% Level 5+	38	12	13	19	28	17	3	21	67	14	N/A	22
Maths	Number	29	26	56	53	60	23	31	38	27	28	N/A	371
	% Level 4+	90	69	52	68	78	87	74	76	93	82	N/A	74
	% Level 5+	31	23	9	9	45	43	6	11	37	32	N/A	23

KEY

Local Authority (LA)

C = Community

F = Foundation

VA = Voluntary Aided

VC = Voluntary Controlled

* = New Opener

'N/A' = There are 0 pupils, data is not available or has been suppressed

B = Boys

G = Girls

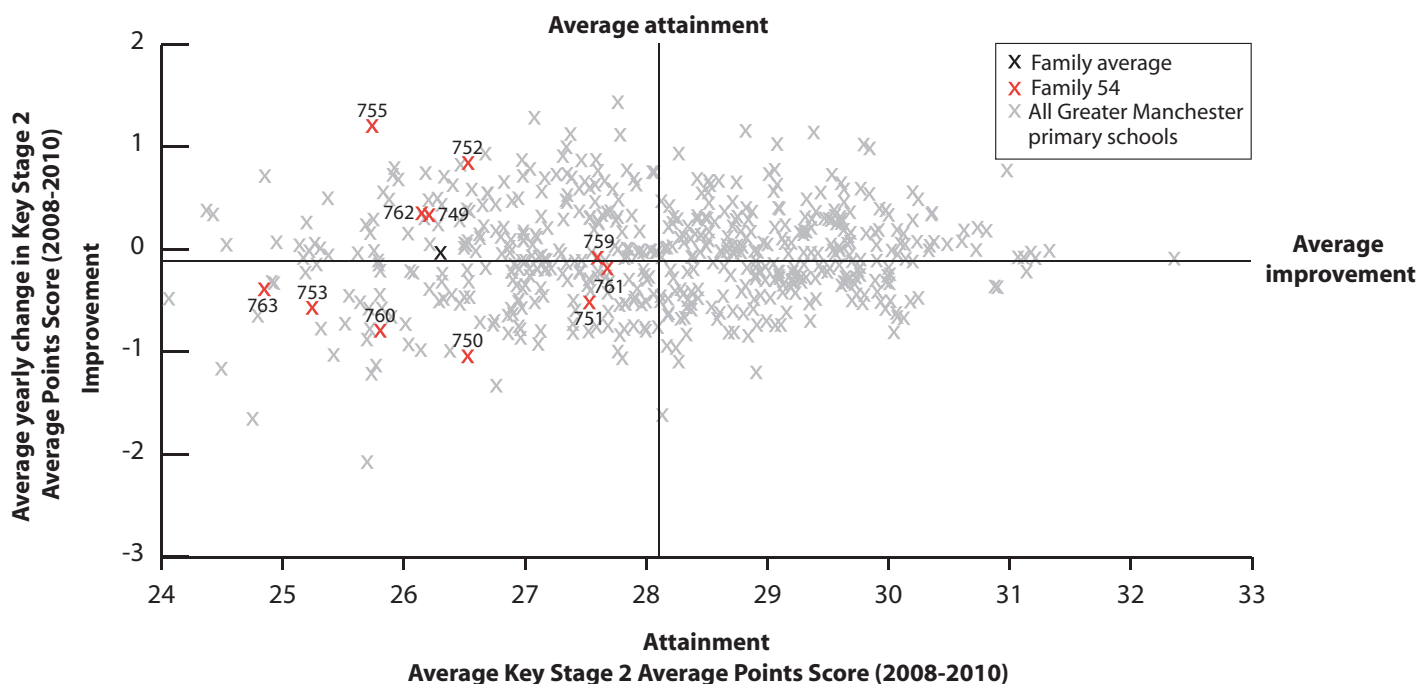
M = Mixed

Beever Primary School Oldham 749	Bowness Primary School Bolton 750	Brownlow Fold Primary School Bolton 751	Crab Lane Primary School Manchester 752	Forest Gate Community Primary School Trafford 753	Holy Trinity CofE Primary School Manchester 754	Johnson Fold Community Primary School Bolton 755	Moston Lane Community Primary School Manchester 756	Radcliffe Hall Church of England/Methodist Controlled Primary School Bury 757	St Aidan's Catholic Primary School Manchester 758	St Cuthbert's RC Primary School Manchester 759	St James CofE Primary School, Farnworth Bolton 760	St Joseph's RC Primary School Salford 761	St Michael's CofE Primary School, Great Lever Bolton 762	Victoria Avenue Community Primary School Manchester 763	Whitehill Primary School Stockport 764	Family 54 Averages & Totals
---	--	--	--	--	--	---	--	--	--	---	---	--	---	--	---	-----------------------------

CHARACTERISTICS OF SCHOOLS AND THEIR PUPILS

School Designation	C	C	C	C	C	VC	C	C	VC	VA	VA	VC	VA	VA	C	C	-		
Gender	M	M	M	M	M	M	M	M	M	M	M	M	M	M	M	M	-		
Number of full-time pupils	197	97	208	279	138	219	183	374	264	228	261	272	165	271	306	152	3614		
Boys as a percentage of full-time pupils	51	56	57	51	47	45	54	50	51	49	49	49	53	48	53	57	51		
Girls as a percentage of full-time pupils	49	44	43	49	53	55	46	50	49	51	51	51	47	52	47	43	49		
Prior Attainment band 2010	3	2	2	2	2	N/A	2	1	1	N/A	2	3	2	2	2	N/A	-		
Free School Meal (FSM) band 2010	6	5	4	7	6	6	6	7	5	5	5	6	6	4	7	5	-		
% of pupils known to be eligible for FSM 2010	53	31	27	61	55	41	43	57	35	36	29	56	40	23	56	34	43		
Percentage of all pupils of compulsory school age	White	White British	69	68	23	72	94	47	91	66	79	57	80	87	69	9	82	87	66
		Irish	0	1	0	0	0	0	0	1	0	1	1	0	1	0	0	0	0
		Any other White background	6	6	6	2	1	6	2	2	2	3	7	3	12	3	1	1	4
	Mixed	White and Black Caribbean	6	1	0	1	1	3	1	1	1	2	0	0	0	2	1	1	
		White and Black African	0	0	0	0	1	4	1	0	1	1	0	0	0	1	0	1	
		White and Asian	0	0	1	1	0	1	1	0	3	1	0	1	0	1	3	1	
	Asian	Any other Mixed background	0	0	2	1	0	1	1	6	0	2	0	1	4	1	1	2	2
		Indian	1	2	30	0	0	1	0	0	0	2	2	1	0	4	0	1	3
		Pakistani	1	19	26	3	0	3	1	3	7	4	0	3	1	68	1	2	10
		Bangladeshi	5	0	0	0	0	0	0	0	0	0	1	0	0	0	0	1	0
	Black	Any other Asian background	0	2	1	2	1	1	0	1	3	3	1	0	1	6	0	1	1
		Black Caribbean	2	0	0	1	1	0	0	1	0	1	0	0	2	0	2	0	1
		Black African	8	0	5	14	1	25	2	8	2	6	2	3	7	8	4	0	6
	Other	Any other Black background	1	0	0	1	1	5	0	5	0	1	2	0	4	0	1	0	1
		Chinese	0	0	0	0	0	1	0	3	1	0	0	0	0	2	0	1	
Any other ethnic group		1	1	4	3	0	3	1	1	0	1	4	1	0	1	1	1	1	
Unclassified	1	0	0	0	0	0	1	0	0	16	0	1	0	0	0	1	1		
% of pupils with EAL	18	16	70	15	1	34	4	15	13	14	15	9	23	89	7	5	23		
% of pupils with SEN with statements or on SAP	8	23	8	5	8	8	14	6	12	7	9	15	5	8	6	13	9		
% of pupils with SEN supported at School Action	19	24	7	10	15	13	18	15	15	8	23	13	21	17	15	19	15		

PERFORMANCE MAP



KEY

On this page

- '/' = There are fewer than 5 pupils in this group
- 'N/A' = There are 0 pupils, data is not available or has been suppressed
- * = New Opener
- S = School's absence data may have been affected by severe weather conditions.

Beever Primary School **Oldham 749**
 Bowness Primary School **Bolton 750**
 Brownlow Fold Primary School **Bolton 751**
 Crab Lane Primary School **Manchester 752**
 Forest Gate Community Primary School **Trafford 753**
 Holy Trinity CofE Primary School **Manchester 754**
 Johnson Fold Community Primary School **Bolton 755**
 Moston Lane Community Primary School **Manchester 756**
 Radcliffe Hall Church of England/Methodist Controlled Primary School **Bury 757**
 St Aidan's Catholic Primary School **Manchester 758**
 St Cuthbert's RC Primary School **Manchester 759**
 St James CofE Primary School, Farnworth **Bolton 760**
 St Joseph's RC Primary School **Salford 761**
 St Michael's CofE Primary School, Great Lever **Bolton 762**
 Victoria Avenue Community Primary School **Manchester 763**
 Whitehill Primary School **Stockport 764**
 Family 54 Averages & Totals

SCHOOL ATTAINMENT DATA

Key Stage 2 Average Points Score (all subjects)	2008	27	26	29	26	24	27	26	26	27	28	27	27	28	25	23	26	26
	2009	25	28	26	26	27	28	24	25	27	28	28	26	28	27	27	25	26
	2010	28	24	27	28	25	N/A	27	N/A	N/A	N/A	28	25	27	27	24	N/A	26
Key Stage 1-2 Contextual Value Added	101	99	101	102	100	N/A	102	N/A	N/A	N/A	102	99	102	101	99	N/A	101	
% of 11 year olds in school for 4 years or more	67	69	82	80	59	69	80	56	76	81	78	71	100	83	61	75	73	
% of 11 year olds in school for 2 years or more	88	94	100	91	86	93	96	84	91	92	96	89	100	92	82	90	91	
Percentage total absence	7	8	6	6	7	5	5	6	6	6	7 (S)	7	7	5	6	7	6	
Percentage persistent absence	3	8	0	0	4	4	0	2	4	2	2	2	3	0	3	4	2	

BREAKDOWN OF ATTAINMENT DATA

Key Stage 2 Average Points Score (all subjects)	FSM	All pupils not eligible for FSM	29	24	27	29	26	N/A	28	N/A	N/A	N/A	29	26	28	27	26	N/A	27
		All pupils eligible for FSM	26	25	26	28	25	N/A	24	N/A	N/A	N/A	25	24	-	27	23	N/A	25
	Girls	All girls	28	24	27	30	27	N/A	26	N/A	N/A	N/A	28	24	29	27	25	N/A	26
		All girls not eligible for FSM	-	-	29	30	29	N/A	28	N/A	N/A	N/A	30	25	29	26	28	N/A	28
		All girls eligible for FSM	26	26	25	30	26	N/A	-	N/A	N/A	N/A	-	24	N/A	-	23	N/A	25
	Boys	All boys	28	24	27	27	23	N/A	28	N/A	N/A	N/A	28	25	26	27	23	N/A	26
		All boys not eligible for FSM	28	25	27	28	-	N/A	28	N/A	N/A	N/A	29	26	-	28	24	N/A	27
		All boys eligible for FSM	-	-	-	26	24	N/A	27	N/A	N/A	N/A	-	24	-	25	23	N/A	25
	Ethnicity	White British pupils	29	24	26	28	25	N/A	27	N/A	N/A	N/A	27	25	27	27	24	N/A	26
		Indian pupils	-	-	26	N/A	N/A	N/A	N/A	N/A	N/A	N/A	-	N/A	-	N/A	N/A	N/A	26
		Pakistani pupils	N/A	-	27	N/A	N/A	N/A	N/A	N/A	N/A	N/A	-	N/A	27	N/A	N/A	N/A	27
		Bangladeshi pupils	-	N/A	N/A	N/A	N/A	N/A	N/A	N/A	N/A	N/A	N/A	N/A	N/A	N/A	N/A	N/A	-
		Black Caribbean pupils	N/A	N/A	N/A	N/A	N/A	N/A	N/A	N/A	N/A	N/A	N/A	N/A	N/A	N/A	N/A	N/A	N/A
	Mobility	Black African pupils	-	N/A	-	-	N/A	N/A	-	N/A	N/A	N/A	-	N/A	N/A	-	N/A	-	-
		Pupils in school for less than 2 years	-	-	N/A	-	-	N/A	-	N/A	N/A	N/A	-	-	N/A	-	22	N/A	22
	SEN	Pupils in school for 2 or more years	28	24	27	28	27	N/A	27	N/A	N/A	N/A	28	25	27	27	24	N/A	26
		Pupils with SEN supported at school action	26	25	-	-	21	N/A	25	N/A	N/A	N/A	27	-	26	25	22	N/A	25
	EAL	Pupils with SEN with statements or on School Action Plus	-	-	-	-	21	N/A	-	N/A	N/A	N/A	24	22	N/A	-	20	N/A	21
		Pupils with EAL	27	-	27	-	N/A	N/A	N/A	N/A	N/A	N/A	-	-	-	27	-	N/A	27
		Pupils without EAL	28	24	27	28	25	N/A	27	N/A	N/A	N/A	28	25	27	27	24	N/A	26

KEY STAGE 2 SUBJECT INFORMATION

Combined English & Maths	Number	24	16	28	35	22	N/A	25	N/A	N/A	N/A	23	38	11	36	38	N/A	296
	% Level 4+	79	50	71	80	50	N/A	76	N/A	N/A	N/A	70	50	82	72	39	N/A	64
	% Level 5+	21	6	14	23	9	N/A	16	N/A	N/A	N/A	26	8	9	17	3	N/A	14
English	Number	24	16	28	35	22	N/A	25	N/A	N/A	N/A	23	38	11	36	38	N/A	296
	% Level 4+	83	63	71	80	64	N/A	80	N/A	N/A	N/A	74	71	82	78	47	N/A	71
	% Level 5+	29	19	18	46	14	N/A	32	N/A	N/A	N/A	43	8	18	31	5	N/A	24
Maths	Number	24	16	28	35	22	N/A	25	N/A	N/A	N/A	23	38	11	36	38	N/A	296
	% Level 4+	88	56	79	91	64	N/A	80	N/A	N/A	N/A	87	53	100	83	55	N/A	74
	% Level 5+	33	13	32	31	27	N/A	20	N/A	N/A	N/A	30	13	9	17	13	N/A	22

KEY
 Local Authority (LA)
 C = Community
 F = Foundation
 VA = Voluntary Aided
 VC = Voluntary Controlled
 * = New Opener
 'N/A' = There are 0 pupils, data is not available or has been suppressed

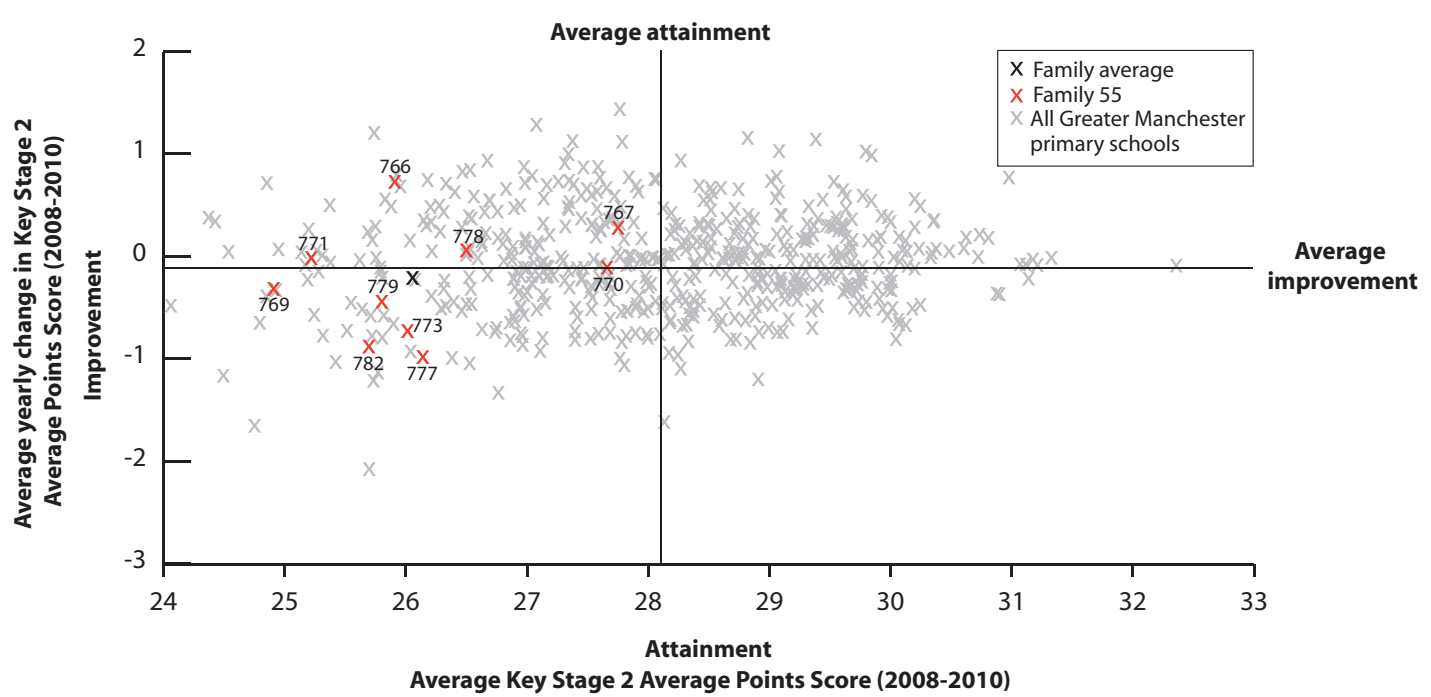
B = Boys
 G = Girls
 M = Mixed

Abbey Hey Primary School Manchester **765**
 Adwood Primary School Stockport **766**
 All Saints Primary School Manchester **767**
 All Souls RC Primary School Salford **768**
 Alt Primary School Oldham **769**
 Armitage CoE Primary School Manchester **770**
 Baguley Hall Primary School Manchester **771**
 Broadhurst Primary School Manchester **772**
 Dial Park Primary School Stockport **773**
 Dukesgate Primary School Salford **774**
 Fir Tree Primary School Stockport **775**
 Harwood Park Primary School Rochdale **776**
 Lark Hill Primary School Stockport **777**
 Mayfield Primary School Oldham **778**
 North Grecian Street Primary School Salford **779**
 Ringway Primary School Manchester **780**
 St Augustine's CoE Primary School Manchester **781**
 Wild Bank Community School Tameside **782**
 Family 55 Averages & Totals

CHARACTERISTICS OF SCHOOLS AND THEIR PUPILS

School Designation	C	C	C	-	C	VC	F	C	C	C	C	C	C	C	C	VC	C	-			
Gender	M	M	M	M	M	M	M	M	M	M	M	M	M	M	M	M	M	M			
Number of full-time pupils	413	177	235	117	245	199	352	175	225	193	127	266	173	193	293	208	167	72	3830		
Boys as a percentage of full-time pupils	44	52	55	56	46	47	53	54	48	55	50	52	48	51	52	52	51	56	51		
Girls as a percentage of full-time pupils	56	48	45	44	54	53	47	46	52	45	50	48	52	49	48	48	49	44	49		
Prior Attainment band 2010	1	2	3	1	2	1	1	1	2	1	1	1	2	2	1	N/A	1	1	-		
Free School Meal (FSM) band 2010	6	7	7	6	6	6	6	6	6	7	6	6	6	6	7	6	7	5	-		
% of pupils known to be eligible for FSM 2010	40	59	50	40	46	48	49	51	45	71	49	42	38	38	61	48	67	49	49		
Percentage of all pupils of compulsory school age	White	White British	71	92	55	63	63	29	73	65	92	88	76	89	84	88	64	74	62	90	73
		Irish	0	0	1	0	0	0	0	0	0	1	0	0	1	0	0	1	0	0	0
		Any other White background	3	1	1	12	4	2	2	1	0	3	2	1	2	1	5	1	5	1	3
	Mixed	White and Black Caribbean	4	1	5	3	2	5	0	6	0	0	2	0	2	3	3	2	3	0	2
		White and Black African	0	1	1	1	2	6	0	4	0	0	1	0	0	1	3	0	1	0	1
		White and Asian	0	1	0	0	2	0	0	2	0	0	0	1	0	1	2	0	0	0	1
	Asian	Any other Mixed background	3	1	4	2	1	4	0	3	0	3	1	1	1	1	2	0	5	1	2
		Indian	0	0	0	8	0	1	0	2	0	1	0	0	2	0	3	0	2	0	1
		Pakistani	2	2	8	0	19	6	1	7	2	1	10	4	8	2	0	2	5	0	4
	Black	Bangladeshi	0	0	0	0	0	1	0	0	0	0	0	0	1	0	0	0	0	0	0
		Any other Asian background	1	0	0	2	1	0	3	0	1	0	0	0	1	1	0	2	1	0	1
		Black Caribbean	1	0	3	0	2	9	0	0	0	1	2	0	0	0	0	2	2	0	1
	Other	Black African	12	1	8	5	2	30	2	9	1	3	1	0	3	13	1	9	1	6	
		Any other Black background	2	0	4	3	0	1	2	0	0	0	0	0	0	2	0	5	0	1	
		Chinese	0	1	5	0	0	1	0	0	0	0	0	1	0	0	0	0	1	0	
Other	Any other ethnic group	1	0	1	0	0	7	1	0	0	0	3	0	0	3	0	1	0	1		
	Unclassified	1	1	1	1	0	0	14	1	0	2	0	0	0	0	17	0	4	3		
% of pupils with EAL	16	5	26	31	28	43	6	20	5	2	15	9	12	6	19	3	20	4	15		
% of pupils with SEN with statements or on SAP	14	16	12	9	18	8	9	9	17	24	22	8	14	6	12	9	10	6	12		
% of pupils with SEN supported at School Action	11	16	11	18	19	15	16	13	23	18	16	15	28	16	18	13	19	15	16		

PERFORMANCE MAP



KEY

On this page

- '/' = There are fewer than 5 pupils in this group
- 'N/A' = There are 0 pupils, data is not available or has been suppressed
- * = New Opener
- S = School's absence data may have been affected by severe weather conditions.

Abbey Hey Primary School	Manchester	765
Adiswood Primary School	Stockport	766
All Saints Primary School	Manchester	767
All Souls RC Primary School	Salford	768
Alt Primary School	Oldham	769
Armitage CofE Primary School	Manchester	770
Baguley Hall Primary School	Manchester	771
Broadhurst Primary School	Manchester	772
Dial Park Primary School	Stockport	773
Dukesgate Primary School	Salford	774
Fir Tree Primary School	Stockport	775
Harwood Park Primary School	Rochdale	776
Lark Hill Primary School	Stockport	777
Mayfield Primary School	Oldham	778
North Grecian Street Primary School	Salford	779
Ringway Primary School	Manchester	780
St Augustine's CofE Primary School	Manchester	781
Wild Bank Community School	Tameside	782
Family 55 Averages & Totals		

SCHOOL ATTAINMENT DATA																			
Key Stage 2 Average Points Score (all subjects)	2008	26	25	28	28	25	28	25	29	27	25	25	27	26	27	25	27	26	26
	2009	27	27	29	28	25	28	25	28	25	25	26	27	27	26	25	27	25	26
	2010	N/A	26	26	N/A	24	27	26	N/A	25	N/A	N/A	N/A	25	26	26	N/A	N/A	25
Key Stage 1-2 Contextual Value Added		N/A	101	100	N/A	99	104	102	N/A	101	N/A	N/A	N/A	101	100	102	N/A	N/A	101
% of 11 year olds in school for 4 years or more		84	96	61	80	64	63	81	53	72	86	83	74	90	79	86	83	82	73
% of 11 year olds in school for 2 years or more		95	100	82	87	91	84	94	84	94	95	89	92	95	100	92	97	86	87
Percentage total absence		6	6	5	8	6	6	8	7	8	7	8	7	6	5 (S)	8	7	7 (S)	6
Percentage persistent absence		2	1	2	4	5	3	6	4	3	7	3	3	1	2	6	4	2	0

BREAKDOWN OF ATTAINMENT DATA																					
Key Stage 2 Average Points Score (all subjects)	FSM	All pupils not eligible for FSM	N/A	28	28	15	25	28	27	N/A	27	N/A	N/A	N/A	26	28	27	N/A	N/A	25	26
		All pupils eligible for FSM	N/A	25	25	N/A	23	27	25	N/A	23	N/A	N/A	N/A	24	24	24	N/A	N/A	-	23
	Girls	All girls	N/A	28	26	N/A	24	27	26	N/A	24	N/A	N/A	N/A	27	26	24	N/A	N/A	27	25
		All girls not eligible for FSM	N/A	29	25	N/A	27	27	29	N/A	26	N/A	N/A	N/A	27	27	24	N/A	N/A	26	27
		All girls eligible for FSM	N/A	27	26	N/A	22	-	24	N/A	21	N/A	N/A	N/A	-	-	23	N/A	N/A	-	23
	Boys	All boys	N/A	25	27	15	23	28	26	N/A	25	N/A	N/A	N/A	24	27	27	N/A	N/A	23	25
		All boys not eligible for FSM	N/A	27	30	15	23	-	26	N/A	27	N/A	N/A	N/A	25	28	29	N/A	N/A	25	26
		All boys eligible for FSM	N/A	23	24	N/A	24	-	26	N/A	24	N/A	N/A	N/A	-	-	25	N/A	N/A	-	23
	Ethnicity	White British pupils	N/A	25	26	15	24	-	26	N/A	25	N/A	N/A	N/A	25	26	25	N/A	N/A	25	24
		Indian pupils	N/A	N/A	N/A	N/A	N/A	N/A	N/A	N/A	N/A	N/A	N/A	N/A	N/A	N/A	-	N/A	N/A	N/A	-
		Pakistani pupils	N/A	-	-	N/A	-	-	-	N/A	-	N/A	N/A	N/A	-	N/A	N/A	N/A	N/A	N/A	-
		Bangladeshi pupils	N/A	N/A	N/A	N/A	N/A	N/A	N/A	N/A	-	N/A	N/A	N/A	N/A	N/A	N/A	N/A	N/A	N/A	-
		Black Caribbean pupils	N/A	N/A	-	N/A	N/A	-	N/A	N/A	N/A	N/A	N/A	N/A	N/A	N/A	-	N/A	N/A	N/A	-
	Mobility	Black African pupils	N/A	-	-	N/A	-	28	-	N/A	N/A	N/A	N/A	N/A	N/A	N/A	N/A	N/A	N/A	N/A	28
		Pupils in school for less than 2 years	N/A	N/A	23	-	-	-	-	N/A	-	N/A	N/A	N/A	-	N/A	-	N/A	N/A	-	23
	SEN	Pupils in school for 2 or more years	N/A	26	27	15	24	28	26	N/A	25	N/A	N/A	N/A	25	26	25	N/A	N/A	24	25
		Pupils with SEN supported at school action	N/A	25	-	-	-	28	23	N/A	22	N/A	N/A	N/A	-	25	25	N/A	N/A	-	24
	EAL	Pupils with SEN with statements or on School Action Plus	N/A	21	18	-	18	25	23	N/A	19	N/A	N/A	N/A	22	-	21	N/A	N/A	-	19
		Pupils with EAL	N/A	-	29	-	23	28	-	N/A	-	N/A	N/A	N/A	-	N/A	-	N/A	N/A	-	27
		Pupils without EAL	N/A	26	26	15	24	27	26	N/A	25	N/A	N/A	N/A	25	26	25	N/A	N/A	25	25

KEY STAGE 2 SUBJECT INFORMATION																				
Combined English & Maths	Number	N/A	25	28	N/A	33	19	52	N/A	36	N/A	N/A	N/A	21	24	36	N/A	N/A	15	289
	% Level 4+	N/A	68	71	N/A	61	89	67	N/A	47	N/A	N/A	N/A	48	71	56	N/A	N/A	40	62
	% Level 5+	N/A	8	14	N/A	3	11	6	N/A	14	N/A	N/A	N/A	5	17	14	N/A	N/A	7	10
English	Number	N/A	25	28	N/A	33	19	52	N/A	36	N/A	N/A	N/A	21	24	36	N/A	N/A	15	289
	% Level 4+	N/A	72	71	N/A	61	89	71	N/A	56	N/A	N/A	N/A	57	79	58	N/A	N/A	47	66
	% Level 5+	N/A	8	21	N/A	9	37	13	N/A	17	N/A	N/A	N/A	5	29	17	N/A	N/A	7	16
Maths	Number	N/A	25	28	N/A	33	19	52	N/A	36	N/A	N/A	N/A	21	24	36	N/A	N/A	15	289
	% Level 4+	N/A	80	82	N/A	64	89	77	N/A	53	N/A	N/A	N/A	76	71	75	N/A	N/A	67	73
	% Level 5+	N/A	24	25	N/A	9	21	13	N/A	19	N/A	N/A	N/A	14	17	22	N/A	N/A	20	18

KEY
 Local Authority (LA)
 C = Community
 F = Foundation
 VA = Voluntary Aided
 VC = Voluntary Controlled
 * = New Opener
 'N/A' = There are 0 pupils, data is not available or has been suppressed

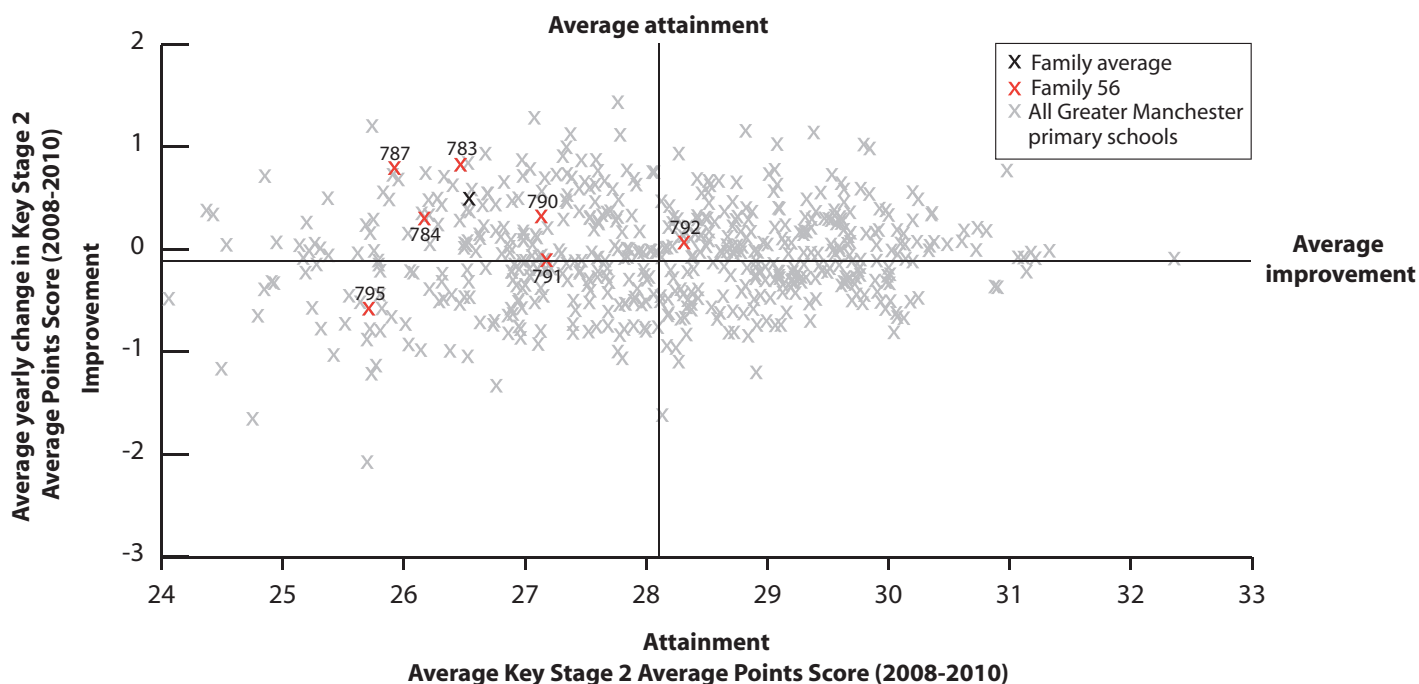
B = Boys
 G = Girls
 M = Mixed

Alexandra Park Junior School Oldham **783**
 Ashbury Meadow Primary School Manchester **784**
 Broadfield Community Primary School Rochdale **785**
 Greenacres Junior Infant and Nursery School Oldham **786**
 Greenfield Primary School and Early Years Centre Tameside **787**
 Kentmere Primary School Rochdale **788**
 Ladybridge Primary School Stockport **789**
 Roundthorn Community Primary School Oldham **790**
 St Agnes CofE Primary School Manchester **791**
 St Francis RC Primary School Manchester **792**
 St James' CofE Primary School Gorton Manchester **793**
 St James' RC Primary School Salford **794**
 St Margaret's CofE Primary School Manchester **795**
 St Peter's Church of England Primary School Rochdale **796**
 Stanley Road Primary School Oldham **797**
 Family 56 Averages & Totals

CHARACTERISTICS OF SCHOOLS AND THEIR PUPILS

School Designation	C	C	C	C	C	C	C	C	VC	VA	VC	-	VC	VC	C	-		
Gender	M	M	M	M	M	M	M	M	M	M	M	M	M	M	M	M		
Number of full-time pupils	308	208	369	195	250	275	185	201	294	229	230	146	369	406	275	3940		
Boys as a percentage of full-time pupils	53	56	46	54	52	51	53	53	48	48	56	49	47	51	53	51		
Girls as a percentage of full-time pupils	47	44	54	46	48	49	47	47	52	52	44	51	53	49	47	49		
Prior Attainment band 2010	2	2	N/A	N/A	1	N/A	N/A	2	2	3	1	N/A	2	N/A	1	-		
Free School Meal (FSM) band 2010	5	6	6	6	5	5	5	5	5	6	6	6	5	6	6	-		
% of pupils known to be eligible for FSM 2010	31	45	40	41	34	38	36	33	24	47	47	46	29	48	37	38		
Percentage of all pupils of compulsory school age	White	White British	1	45	3	34	6	30	80	2	0	33	62	61	9	17	10	21
		Irish	0	0	0	0	0	0	1	0	0	0	0	1	0	0	0	0
		Any other White background	0	3	1	0	0	0	3	0	0	11	7	9	3	1	1	2
	Mixed	White and Black Caribbean	0	2	0	6	0	1	3	0	0	4	1	3	0	0	1	
		White and Black African	0	2	0	1	0	0	1	0	0	1	2	1	0	0	0	
		White and Asian	1	1	2	2	0	2	1	1	1	0	1	0	0	0	3	1
	Asian	Any other Mixed background	0	3	2	1	1	0	3	0	0	4	3	4	0	0	0	1
		Indian	0	0	1	0	0	0	0	0	3	1	0	2	6	0	3	1
		Pakistani	92	1	66	48	1	63	4	90	57	1	1	0	32	55	62	44
		Bangladeshi	5	0	7	4	91	2	1	3	30	0	0	0	2	17	19	13
	Black	Any other Asian background	0	2	1	2	1	1	2	1	0	7	1	2	2	0	1	1
		Black Caribbean	0	2	1	1	0	0	0	0	2	0	1	6	0	0	1	
		Black African	0	12	9	2	0	1	1	1	3	24	11	13	19	3	0	6
	Other	Any other Black background	0	12	1	0	0	0	0	0	10	7	1	1	1	0	2	
		Chinese	0	11	0	0	0	0	1	0	0	5	0	0	0	0	1	
Any other ethnic group		0	5	4	0	0	0	0	1	2	2	0	0	16	2	0	3	
Unclassified	0	0	3	1	0	0	0	0	5	0	4	4	1	0	1	1		
% of pupils with EAL	95	38	89	53	92	61	12	92	91	51	18	27	66	77	85	68		
% of pupils with SEN with statements or on SAP	8	13	2	12	5	14	16	8	3	15	14	13	5	5	17	9		
% of pupils with SEN supported at School Action	24	15	18	30	6	15	14	10	16	14	13	32	18	12	23	17		

PERFORMANCE MAP



KEY

On this page

- '/' = There are fewer than 5 pupils in this group
- 'N/A' = There are 0 pupils, data is not available or has been suppressed
- * = New Opener
- S = School's absence data may have been affected by severe weather conditions.

- Alexandra Park Junior School Oldham **783**
- Ashbury Meadow Primary School Manchester **784**
- Broadfield Community Primary School Rochdale **785**
- Greenacres Junior Infant and Nursery School Oldham **786**
- Greenfield Primary School and Early Years Centre Jameside **787**
- Kentmere Primary School Rochdale **788**
- Ladybridge Primary School Stockport **789**
- Roundthorn Community Primary School Oldham **790**
- St Agnes CofE Primary School Manchester **791**
- St Francis RC Primary School Manchester **792**
- St James' CofE Primary School Gorton Manchester **793**
- St James' RC Primary School Salford **794**
- St Margaret's CofE Primary School Manchester **795**
- St Peter's Church of England Primary School Rochdale **796**
- Stanley Road Primary School Oldham **797**
- Family 56 Averages & Totals

SCHOOL ATTAINMENT DATA																	
Key Stage 2 Average Points Score (all subjects)	2008	25	25	24	28	26	26	27	27	26	30	27	26	26	26	23	26
	2009	27	27	25	26	25	28	25	28	28	27	26	26	26	26	24	26
	2010	27	27	N/A	N/A	26	N/A	N/A	27	28	29	N/A	N/A	25	N/A	N/A	27
Key Stage 1-2 Contextual Value Added	102	101	N/A	N/A	100	N/A	N/A	102	102	102	N/A	N/A	101	N/A	N/A	101	
% of 11 year olds in school for 4 years or more	95	82	73	72	74	60	55	79	81	63	70	83	74	69	71	75	
% of 11 year olds in school for 2 years or more	99	86	92	86	91	89	80	89	94	87	89	94	91	85	85	90	
Percentage total absence	6	6	7	6	7	5	7	7	6 (S)	6	6	7	7	8	8	6	
Percentage persistent absence	2	1	1	1	1	1	2	1	0	2	4	4	2	3	3	2	

BREAKDOWN OF ATTAINMENT DATA

Key Stage 2 Average Points Score (all subjects)		Breakdown of Attainment Data																		
		FSM	All pupils not eligible for FSM	28	28	N/A	N/A	27	N/A	N/A	29	29	29	N/A	N/A	26	N/A	N/A	28	
		FSM	All pupils eligible for FSM	26	26	N/A	N/A	24	N/A	N/A	26	25	29	N/A	N/A	23	N/A	N/A	25	
		Girls	All girls	27	27	N/A	N/A	26	N/A	N/A	28	27	28	N/A	N/A	26	N/A	N/A	27	
			Girls	All girls not eligible for FSM	28	28	N/A	N/A	27	N/A	N/A	29	29	28	N/A	N/A	26	N/A	N/A	28
			Girls	All girls eligible for FSM	24	26	N/A	N/A	22	N/A	N/A	-	24	28	N/A	N/A	24	N/A	N/A	25
		Boys	All boys	28	27	N/A	N/A	27	N/A	N/A	27	29	30	N/A	N/A	24	N/A	N/A	27	
			Boys	All boys not eligible for FSM	27	27	N/A	N/A	27	N/A	N/A	29	30	29	N/A	N/A	26	N/A	N/A	27
			Boys	All boys eligible for FSM	29	-	N/A	N/A	-	N/A	N/A	25	-	-	N/A	N/A	21	N/A	N/A	25
		Ethnicity	White British pupils	N/A	26	N/A	N/A	-	N/A	N/A	-	N/A	30	N/A	N/A	-	N/A	N/A	26	
			Ethnicity	Indian pupils	N/A	N/A	N/A	N/A	N/A	N/A	N/A	-	N/A	N/A	N/A	N/A	N/A	N/A	N/A	-
			Ethnicity	Pakistani pupils	27	N/A	N/A	N/A	N/A	N/A	N/A	27	29	N/A	N/A	N/A	25	N/A	N/A	27
			Ethnicity	Bangladeshi pupils	-	N/A	N/A	N/A	26	N/A	N/A	-	25	N/A	N/A	N/A	-	N/A	N/A	26
			Ethnicity	Black Caribbean pupils	N/A	N/A	N/A	N/A	N/A	N/A	N/A	-	-	N/A	N/A	-	N/A	N/A	-	
		Mobility	Black African pupils	N/A	-	N/A	N/A	N/A	N/A	N/A	N/A	29	N/A	N/A	23	N/A	N/A	25		
			Mobility	Pupils in school for less than 2 years	-	-	N/A	N/A	-	N/A	N/A	-	-	-	N/A	-	-	N/A	N/A	15
		SEN	Pupils in school for 2 or more years	27	27	N/A	N/A	26	N/A	N/A	27	28	29	N/A	N/A	25	N/A	N/A	27	
			SEN	Pupils with SEN supported at school action	25	25	N/A	N/A	-	N/A	N/A	23	23	-	N/A	N/A	23	N/A	N/A	24
		EAL	Pupils with SEN with statements or on School Action Plus	21	-	N/A	N/A	-	N/A	N/A	-	-	27	N/A	-	18	N/A	N/A	21	
			EAL	Pupils with EAL	27	29	N/A	N/A	26	N/A	N/A	27	28	28	N/A	-	25	N/A	N/A	27
		EAL	Pupils without EAL	-	26	N/A	N/A	-	N/A	N/A	-	-	29	N/A	N/A	25	N/A	N/A	26	

KEY STAGE 2 SUBJECT INFORMATION

Combined English & Maths	Number	79	28	N/A	N/A	35	N/A	N/A	28	32	30	N/A	N/A	43	N/A	N/A	275
	% Level 4+	78	75	N/A	N/A	63	N/A	N/A	82	72	87	N/A	N/A	60	N/A	N/A	74
	% Level 5+	11	21	N/A	N/A	9	N/A	N/A	7	28	20	N/A	N/A	9	N/A	N/A	14
English	Number	79	28	N/A	N/A	35	N/A	N/A	28	32	30	N/A	N/A	43	N/A	N/A	275
	% Level 4+	81	93	N/A	N/A	80	N/A	N/A	82	75	87	N/A	N/A	65	N/A	N/A	80
	% Level 5+	16	29	N/A	N/A	20	N/A	N/A	18	31	33	N/A	N/A	21	N/A	N/A	23
Maths	Number	79	28	N/A	N/A	35	N/A	N/A	28	32	30	N/A	N/A	43	N/A	N/A	275
	% Level 4+	84	75	N/A	N/A	71	N/A	N/A	86	81	100	N/A	N/A	65	N/A	N/A	80
	% Level 5+	39	25	N/A	N/A	14	N/A	N/A	18	47	40	N/A	N/A	16	N/A	N/A	30

KEY
 Local Authority (LA)
 C = Community
 F = Foundation
 VA = Voluntary Aided
 VC = Voluntary Controlled
 * = New Opener
 'N/A' = There are 0 pupils, data is not available or has been suppressed

B = Boys
 G = Girls
 M = Mixed

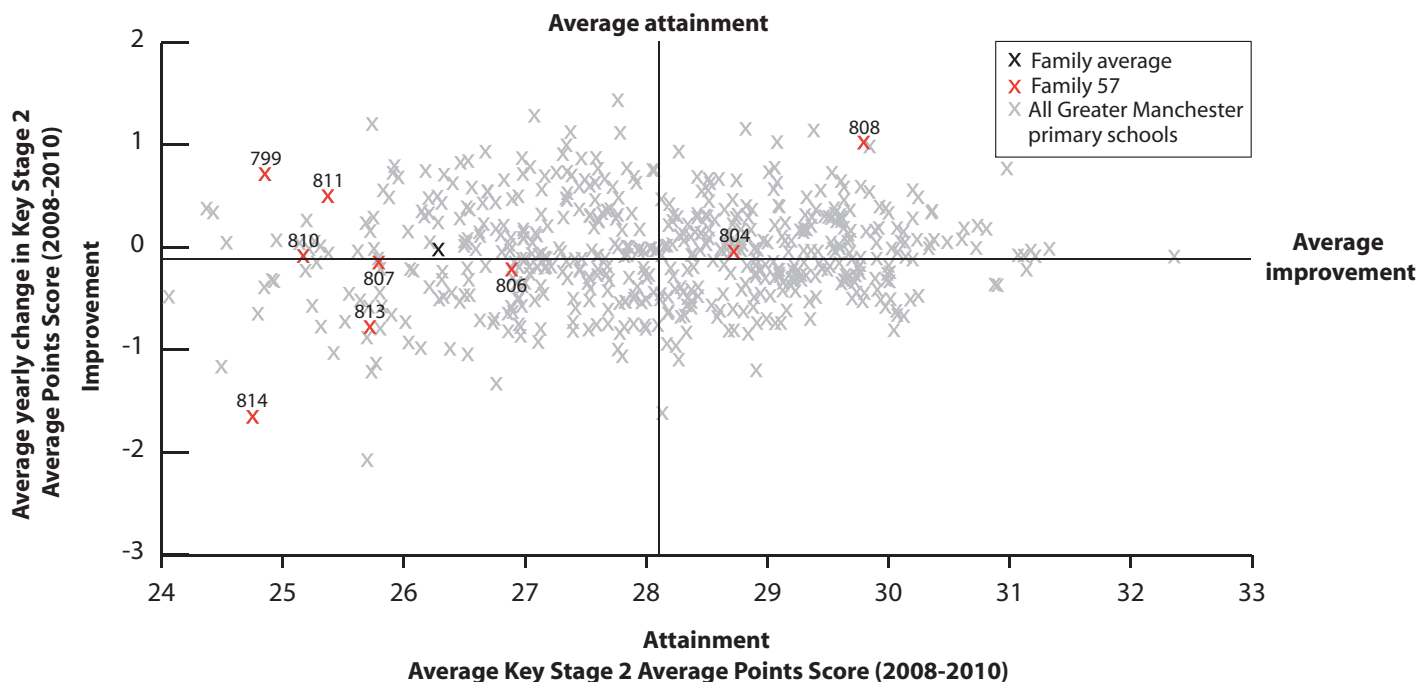
Belfield Community School Rochdale **798**
 Benchill Primary School Manchester **799**
 Bolton St Catherine's Academy Bolton **800***
 Bridge Hall Primary School Stockport **801**
 Claremont Primary School Manchester **802**
 Harpur Mount Primary School Manchester **803**
 Higher Openshaw Community School Manchester **804**
 Holy Trinity CofE Primary School Tameside **805**
 Marland Hill Community Primary School Rochdale **806**
 Sandilands Primary School Manchester **807**
 Saviour CofE Primary School Manchester **808**
 St Clement's CofE Primary School Manchester **809**
 St Hugh's CofE Primary School Oldham **810**
 St Peter's CofE Primary School Tameside **811**
 St Philip's CofE Primary School Salford **812**
 Stanley Grove Community Primary School Manchester **813**
 Stoneleigh Primary School Oldham **814**
 Westmorland Primary School Stockport **815**

Family 57 Averages & Totals

CHARACTERISTICS OF SCHOOLS AND THEIR PUPILS

School Designation	C	F	A	C	C	C	C	VA	C	C	VA	VC	VA	VA	VA	C	C	C	-		
Gender	M	M	M	M	M	M	M	M	M	M	M	M	M	M	M	M	M	M	M	-	
Number of full-time pupils	263	378	890	111	469	362	287	197	342	366	197	235	162	194	91	490	146	355	5535		
Boys as a percentage of full-time pupils	54	51	52	43	51	51	52	50	53	55	47	53	43	55	62	55	57	51	52		
Girls as a percentage of full-time pupils	46	49	48	57	49	49	48	50	47	45	53	47	57	45	38	45	43	49	48		
Prior Attainment band 2010	N/A	2	1	N/A	N/A	1	1	1	2	1	2	1	2	2	N/A	2	2	1	-		
Free School Meal (FSM) band 2010	5	7	7	7	7	7	7	5	5	6	7	6	7	5	7	5	7	7	-		
% of pupils known to be eligible for FSM 2010	41	59	53	58	59	63	53	30	33	39	61	42	67	38	60	32	67	61	50		
Percentage of all pupils of compulsory school age	White	White British	26	64	92	91	5	57	51	5	45	73	47	76	83	50	88	5	90	94	57
		Irish	0	0	0	0	0	0	1	0	0	0	1	0	0	0	0	0	0	0	0
		Any other White background	0	4	2	3	1	1	7	0	2	1	5	2	1	10	1	1	0	0	2
	Mixed	White and Black Caribbean	0	3	1	2	2	4	0	0	2	1	2	2	1	0	1	1	0	1	
		White and Black African	0	0	0	0	1	1	0	0	1	0	0	1	0	2	0	0	0	0	
		White and Asian	1	0	0	0	0	1	0	1	2	0	1	6	3	0	2	0	0	1	
	Asian	Any other Mixed background	1	2	0	3	3	2	6	0	1	2	8	1	1	1	2	1	2	1	2
		Indian	0	1	0	0	1	0	0	0	1	1	0	0	1	0	1	0	0	0	
		Pakistani	33	1	0	0	6	0	2	48	45	0	6	2	0	20	0	56	0	1	13
	Black	Bangladeshi	39	0	0	0	0	0	36	1	0	0	0	0	11	0	22	0	0	6	
		Any other Asian background	0	1	0	0	1	1	4	4	1	0	3	0	1	0	1	0	1	1	
		Black Caribbean	0	3	0	0	13	1	0	0	0	1	2	0	0	0	0	0	0	1	
	Other	Black African	0	4	2	0	58	9	12	3	1	2	19	5	4	2	2	3	3	0	8
		Any other Black background	0	1	0	0	1	3	14	1	0	3	1	2	0	1	0	1	1	0	1
		Chinese	0	0	0	0	0	5	0	1	0	0	1	1	1	0	0	0	0	0	1
Other	Any other ethnic group	0	2	1	1	8	3	3	4	0	1	8	2	0	2	4	5	1	0	2	
	Unclassified	0	13	0	0	0	11	0	0	15	0	0	0	1	0	0	1	1	3		
% of pupils with EAL	68	11	4	4	73	19	30	93	39	4	30	13	7	37	6	72	7	3	30		
% of pupils with SEN with statements or on SAP	4	5	11	18	4	5	4	2	9	13	9	7	12	11	18	2	7	10	8		
% of pupils with SEN supported at School Action	17	12	28	26	22	15	5	9	10	17	9	15	28	5	14	19	21	12	17		

PERFORMANCE MAP



KEY

On this page

'/' = There are fewer than 5 pupils in this group

'N/A' = There are 0 pupils, data is not available or has been suppressed

* = New Opener

S = School's absence data may have been affected by severe weather conditions.

Belfield Community School Rochdale 798	Benchill Primary School Manchester 799	Bolton St Catherine's Academy Bolton 800*	Bridge Hall Primary School Stockport 801	Claremont Primary School Manchester 802	Harpur Mount Primary School Manchester 803	Higher Openshaw Community School Manchester 804	Holy Trinity CofE Primary School Tameside 805	Marland Hill Community Primary School Rochdale 806	Sandlands Primary School Manchester 807	Saviour CofE Primary School Manchester 808	St Clement's CofE Primary School Manchester 809	St Hugh's CofE Primary School Oldham 810	St Peter's CofE Primary School Tameside 811	St Philip's CofE Primary School Salford 812	Stanley Grove Community Primary School Manchester 813	Stonleigh Primary School Oldham 814	Westmorland Primary School Stockport 815	Family 57 Averages & Totals
---	---	--	---	--	---	--	--	---	--	---	--	---	--	--	--	--	---	-----------------------------

SCHOOL ATTAINMENT DATA

Key Stage 2 Average Points Score (all subjects)	2008	27	24	N/A	23	25	25	29	25	27	25	31	27	25	26	23	27	25	27	26
	2009	25	25	N/A	24	25	24	30	26	27	27	29	28	25	25	23	25	26	26	26
	2010	N/A	25	24	N/A	N/A	N/A	28	N/A	27	26	29	N/A	27	25	N/A	25	23	N/A	26
Key Stage 1-2 Contextual Value Added	N/A	101	101	N/A	N/A	N/A	104	N/A	100	101	104	N/A	101	99	N/A	100	99	N/A	101	
% of 11 year olds in school for 4 years or more	94	84	N/A	71	90	64	68	84	73	84	55	90	54	71	92	80	76	55	74	
% of 11 year olds in school for 2 years or more	97	90	N/A	100	100	98	85	92	89	96	75	97	69	90	92	88	88	91	89	
Percentage total absence	6	9	9	7	5	5	6	6 (S)	6	6 (S)	8	5	6	5	8	5	7	6	7	
Percentage persistent absence	1	8	8	2	0	3	7	3	2	3	2	1	1	2	8	1	4	3	4	

BREAKDOWN OF ATTAINMENT DATA

Key Stage 2 Average Points Score (all subjects)	FSM	All pupils not eligible for FSM	N/A	26	-	N/A	N/A	N/A	28	N/A	28	26	31	N/A	-	24	N/A	25	25	N/A	26
		All pupils eligible for FSM	N/A	25	24	N/A	N/A	N/A	28	N/A	25	25	28	N/A	25	25	N/A	24	23	N/A	25
	Girls	All girls	N/A	26	24	N/A	N/A	N/A	28	N/A	26	27	30	N/A	27	25	N/A	24	22	N/A	26
		All girls not eligible for FSM	N/A	24	-	N/A	N/A	N/A	28	N/A	27	27	-	N/A	-	26	N/A	25	-	N/A	26
		All girls eligible for FSM	N/A	26	24	N/A	N/A	N/A	29	N/A	25	28	30	N/A	26	24	N/A	24	22	N/A	26
	Boys	All boys	N/A	25	24	N/A	N/A	N/A	27	N/A	27	25	28	N/A	26	25	N/A	25	24	N/A	25
		All boys not eligible for FSM	N/A	27	-	N/A	N/A	N/A	27	N/A	28	26	-	N/A	-	23	N/A	25	-	N/A	26
		All boys eligible for FSM	N/A	23	25	N/A	N/A	N/A	27	N/A	25	23	25	N/A	25	27	N/A	24	23	N/A	24
	Ethnicity	White British pupils	N/A	26	25	N/A	N/A	N/A	28	N/A	27	26	28	N/A	26	24	N/A	25	23	N/A	26
		Indian pupils	N/A	N/A	N/A	N/A	N/A	N/A	N/A	N/A	-	N/A	-	N/A	N/A	-	N/A	-	N/A	N/A	-
		Pakistani pupils	N/A	N/A	N/A	N/A	N/A	N/A	N/A	N/A	26	N/A	N/A	N/A	N/A	-	N/A	24	N/A	N/A	24
		Bangladeshi pupils	N/A	N/A	N/A	N/A	N/A	N/A	N/A	N/A	-	N/A	N/A	N/A	N/A	-	N/A	25	N/A	N/A	25
		Black Caribbean pupils	N/A	-	N/A	N/A	N/A	N/A	N/A	N/A	N/A	N/A	N/A	N/A	N/A	N/A	N/A	-	N/A	N/A	-
	Mobility	Black African pupils	N/A	-	-	N/A	N/A	N/A	29	N/A	N/A	-	-	N/A	-	N/A	N/A	-	N/A	N/A	29
		Pupils in school for less than 2 years	N/A	-	24	N/A	N/A	N/A	28	N/A	30	-	28	N/A	-	-	N/A	22	-	N/A	25
	SEN	Pupils in school for 2 or more years	N/A	25	N/A	N/A	N/A	N/A	28	N/A	26	26	29	N/A	26	25	N/A	25	23	N/A	26
		Pupils with SEN supported at school action	N/A	22	27	N/A	N/A	N/A	-	N/A	25	25	-	N/A	26	-	N/A	20	-	N/A	23
	EAL	Pupils with SEN with statements or on School Action Plus	N/A	-	21	N/A	N/A	N/A	-	N/A	16	20	25	N/A	-	19	N/A	-	-	N/A	20
		Pupils with EAL	N/A	-	-	N/A	N/A	N/A	28	N/A	26	N/A	30	N/A	-	26	N/A	25	N/A	N/A	25
		Pupils without EAL	N/A	25	25	N/A	N/A	N/A	28	N/A	27	26	29	N/A	26	24	N/A	25	23	N/A	26

KEY STAGE 2 SUBJECT INFORMATION

Combined English & Maths	Number	N/A	31	20	N/A	N/A	N/A	34	N/A	45	55	20	N/A	13	31	N/A	64	17	N/A	330
	% Level 4+	N/A	65	45	N/A	N/A	N/A	88	N/A	73	60	85	N/A	54	55	N/A	56	29	N/A	63
	% Level 5+	N/A	0	0	N/A	N/A	N/A	9	N/A	11	9	25	N/A	8	3	N/A	2	0	N/A	6
English	Number	N/A	31	20	N/A	N/A	N/A	34	N/A	45	55	20	N/A	13	31	N/A	64	17	N/A	330
	% Level 4+	N/A	68	45	N/A	N/A	N/A	88	N/A	84	78	85	N/A	62	61	N/A	66	35	N/A	71
	% Level 5+	N/A	0	5	N/A	N/A	N/A	9	N/A	22	13	25	N/A	15	10	N/A	6	6	N/A	11
Maths	Number	N/A	31	20	N/A	N/A	N/A	34	N/A	45	55	20	N/A	13	31	N/A	64	17	N/A	330
	% Level 4+	N/A	74	80	N/A	N/A	N/A	100	N/A	73	67	95	N/A	77	65	N/A	56	65	N/A	72
	% Level 5+	N/A	10	10	N/A	N/A	N/A	26	N/A	24	15	75	N/A	46	10	N/A	17	6	N/A	21

KEY

Local Authority (LA)

C = Community

F = Foundation

VA = Voluntary Aided

VC = Voluntary Controlled

* = New Opener

'N/A' = There are 0 pupils, data is not available or has been suppressed

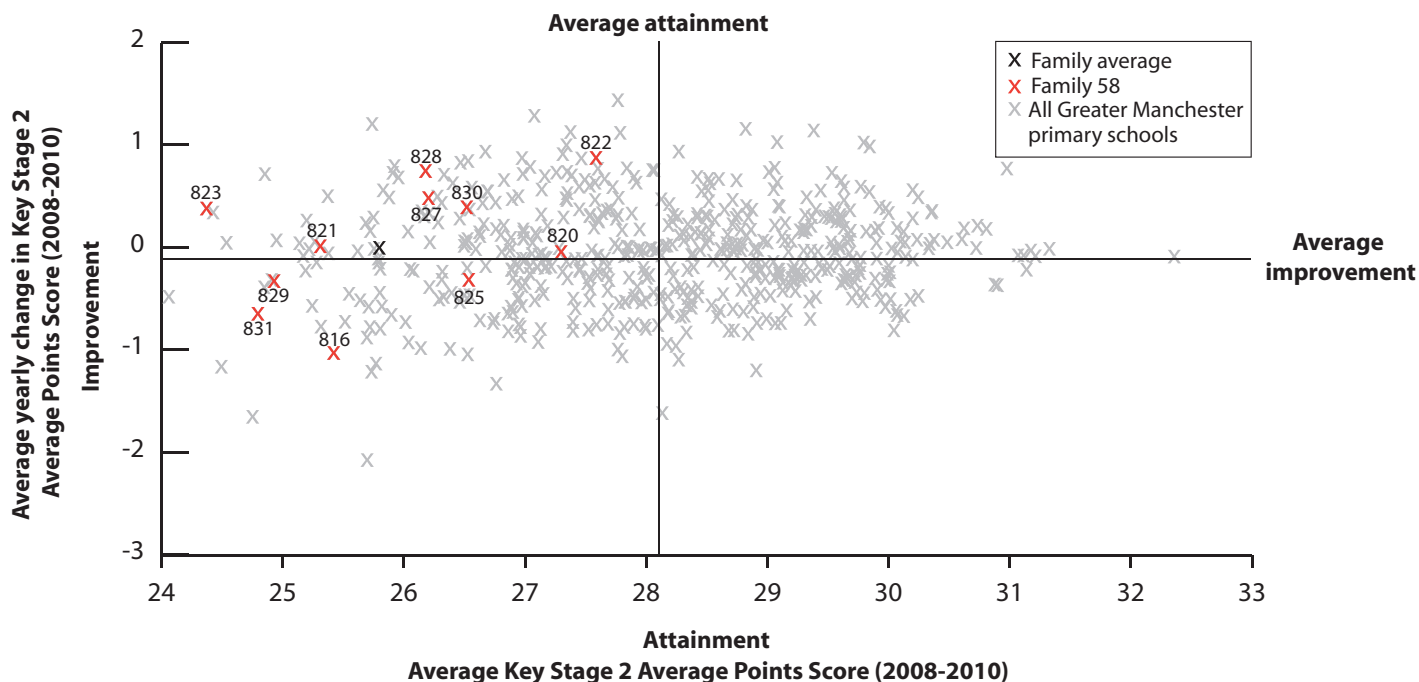
B = Boys
G = Girls
M = Mixed

Alice Ingham Roman Catholic Primary School Rochdale 816	Burley Brow Community School Oldham 817	Crosslee Community Primary School Manchester 818	Haveley Hey Community School Manchester 819	Heald Place Primary School Manchester 820	Horton Mill Community Primary School Oldham 821	Lark Hill Community Primary School Salford 822	Marlborough Road Primary School Salford 823	Park View Community Primary Manchester 824	Ravensbury Community School Manchester 825	Richmond Primary School Oldham 826	St Chad's RC Primary School Manchester 827	St John's Roman Catholic Primary School, Rochdale Rochdale 828	St Luke's C of E Primary School Manchester 829	St Paul's Church of England Primary School, Bury Bury 830	St Thomas C of E Primary School Oldham 831	Webster Primary School Manchester 832	Wilbraham Primary School Manchester 833	Family 58 Averages & Totals
---	---	--	---	---	---	--	---	--	--	--	--	---	--	--	--	---	---	-----------------------------

CHARACTERISTICS OF SCHOOLS AND THEIR PUPILS

School Designation	VA	C	C	C	C	C	C	C	C	C	C	C	VA	VA	VC	VA	VA	C	C	-	
Gender	M	M	M	M	M	M	M	M	M	M	M	M	M	M	M	M	M	M	M	M	-
Number of full-time pupils	155	384	304	358	458	215	211	430	261	327	475	231	216	276	199	317	244	472	5533	-	
Boys as a percentage of full-time pupils	54	53	51	48	52	44	53	50	53	46	48	56	49	47	54	47	50	54	50	50	
Girls as a percentage of full-time pupils	46	47	49	52	48	56	47	50	47	54	52	44	51	53	46	53	50	46	50	50	
Prior Attainment band 2010	2	N/A	N/A	1	2	1	2	2	1	2	N/A	1	2	1	2	1	1	1	1	-	
Free School Meal (FSM) band 2010	7	5	7	7	7	5	7	7	7	7	6	6	6	7	7	6	7	7	7	-	
% of pupils known to be eligible for FSM 2010	56	35	64	61	59	33	70	53	62	62	44	43	46	65	57	42	70	56	53	-	
Percentage of all pupils of compulsory school age	White	White British	81	0	71	85	1	0	50	23	2	66	0	25	17	13	80	1	5	18	26
		Irish	0	0	0	0	0	0	1	0	1	0	0	1	1	2	0	0	0	0	0
		Any other White background	5	0	2	3	1	0	38	5	68	3	0	6	23	5	3	1	1	1	7
	Mixed	White and Black Caribbean	1	0	3	1	0	0	1	2	1	1	0	6	0	8	1	0	1	3	1
		White and Black African	0	0	2	0	0	0	0	2	2	0	0	2	1	2	2	0	1	2	1
		White and Asian	5	0	0	0	0	0	0	1	0	0	1	0	1	3	2	5	0	3	1
	Asian	Any other Mixed background	1	0	3	0	1	0	3	19	1	7	0	2	1	3	0	2	4	4	3
		Indian	0	0	0	0	1	0	0	1	0	1	0	0	0	0	1	0	4	1	1
		Pakistani	1	0	5	2	26	76	0	6	2	4	0	15	20	13	3	41	3	16	13
		Bangladeshi	3	99	0	0	16	23	0	0	0	0	98	0	3	19	0	47	0	3	23
	Black	Any other Asian background	0	0	0	0	1	0	0	2	1	3	0	1	2	0	4	0	5	2	1
		Black Caribbean	0	0	1	1	1	0	0	1	1	0	0	4	0	6	0	0	4	2	1
		Black African	3	0	5	3	39	0	5	9	10	8	0	22	21	21	5	0	54	17	12
	Other	Any other Black background	2	0	2	2	0	0	0	2	1	4	0	2	7	0	1	0	3	1	1
		Chinese	0	0	1	0	0	0	0	1	3	1	0	0	0	0	1	0	0	1	0
Any other ethnic group		0	0	2	2	12	0	1	24	3	1	0	14	2	5	0	1	21	22	7	
Unclassified	0	0	1	0	1	0	1	2	3	0	0	0	0	0	0	0	0	2	1	1	
% of pupils with EAL	6	100	16	10	96	96	15	61	16	21	98	42	69	57	16	91	78	64	59	-	
% of pupils with SEN with statements or on SAP	15	7	7	7	7	10	9	4	6	4	3	8	6	8	31	5	12	10	8	-	
% of pupils with SEN supported at School Action	20	18	13	9	9	10	18	13	13	24	14	8	13	11	13	25	19	16	15	-	

PERFORMANCE MAP



KEY

On this page

- '/' = There are fewer than 5 pupils in this group
- 'N/A' = There are 0 pupils, data is not available or has been suppressed
- * = New Opener
- S = School's absence data may have been affected by severe weather conditions.

Alice Ingham Roman Catholic Primary School Rochdale **816**
 Burnley Brow Community School Oldham **817**
 Crosslee Community Primary School Manchester **818**
 Haveley Hey Community School Manchester **819**
 Heald Place Primary School Manchester **820**
 Horton Mill Community Primary School Oldham **821**
 Lark Hill Community Primary School Salford **822**
 Marlborough Road Primary School Salford **823**
 Park View Community Primary School Manchester **824**
 Ravensbury Community School Manchester **825**
 Richmond Primary School Oldham **826**
 St Chad's RC Primary School Manchester **827**
 St John's Roman Catholic Primary School, Rochdale Rochdale **828**
 St Luke's C of E Primary School Manchester **829**
 St Paul's Church of England Primary School, Bury Bury **830**
 St Thomas C of E Primary School Oldham **831**
 Webster Primary School Manchester **832**
 Wilbraham Primary School Manchester **833**
 Family 58 Averages & Totals

SCHOOL ATTAINMENT DATA																				
Key Stage 2 Average Points Score (all subjects)	2008	26	25	25	25	27	26	27	24	26	27	26	27	25	24	26	25	27	26	26
	2009	25	26	27	23	28	25	29	25	26	27	25	25	27	26	28	25	26	28	26
	2010	26	N/A	N/A	N/A	27	25	27	25	N/A	25	N/A	26	27	25	27	24	N/A	N/A	26
Key Stage 1-2 Contextual Value Added		100	N/A	N/A	N/A	101	100	102	100	N/A	100	N/A	102	101	101	101	99	N/A	N/A	101
% of 11 year olds in school for 4 years or more		81	95	62	69	65	87	70	63	N/A	76	85	80	59	81	62	85	80	55	70
% of 11 year olds in school for 2 years or more		86	100	97	90	95	97	85	86	92	89	99	93	93	92	90	100	96	72	92
Percentage total absence		7	7	6	7	5	6	8	8	6	6	9	6	6	6	6	7	4	8	7
Percentage persistent absence		1	4	3	4	0	4	4	5	3	2	4	3	1	5	2	4	3	4	3

BREAKDOWN OF ATTAINMENT DATA

Key Stage 2 Average Points Score (all subjects)	Category	Pupils																		
		FSM	All pupils not eligible for FSM	27	N/A	N/A	N/A	28	27	26	25	N/A	25	N/A	27	27	26	27	24	N/A
	All pupils eligible for FSM	24	N/A	N/A	N/A	27	22	27	25	N/A	25	N/A	25	27	25	27	23	N/A	N/A	25
Girls	All girls	26	N/A	N/A	N/A	28	23	27	25	N/A	25	N/A	25	28	26	27	23	N/A	N/A	25
	All girls not eligible for FSM	28	N/A	N/A	N/A	29	25	27	25	N/A	25	N/A	27	27	-	28	23	N/A	N/A	26
	All girls eligible for FSM	-	N/A	N/A	N/A	28	21	27	25	N/A	24	N/A	-	28	26	27	23	N/A	N/A	25
Boys	All boys	25	N/A	N/A	N/A	26	27	27	24	N/A	25	N/A	27	27	24	26	24	N/A	N/A	25
	All boys not eligible for FSM	26	N/A	N/A	N/A	25	29	-	24	N/A	24	N/A	27	27	-	26	25	N/A	N/A	26
	All boys eligible for FSM	24	N/A	N/A	N/A	27	24	28	24	N/A	25	N/A	27	26	23	27	23	N/A	N/A	25
Ethnicity	White British pupils	26	N/A	N/A	N/A	-	N/A	27	24	N/A	25	N/A	26	26	-	27	-	N/A	N/A	25
	Indian pupils	N/A	N/A	N/A	N/A	-	N/A	N/A	N/A	N/A	N/A	N/A	N/A	N/A	N/A	N/A	N/A	N/A	N/A	-
	Pakistani pupils	N/A	N/A	N/A	N/A	30	26	N/A	N/A	N/A	-	N/A	25	26	-	-	24	N/A	N/A	26
	Bangladeshi pupils	-	N/A	N/A	N/A	28	21	N/A	N/A	N/A	N/A	N/A	N/A	-	28	N/A	23	N/A	N/A	24
	Black Caribbean pupils	N/A	N/A	N/A	N/A	-	N/A	N/A	-	N/A	N/A	N/A	N/A	N/A	-	N/A	N/A	N/A	N/A	-
	Black African pupils	N/A	N/A	N/A	N/A	27	N/A	-	25	N/A	-	N/A	28	29	27	-	N/A	N/A	N/A	26
Mobility	Pupils in school for less than 2 years	-	N/A	N/A	N/A	-	-	-	26	N/A	-	N/A	-	-	-	-	N/A	N/A	N/A	23
	Pupils in school for 2 or more years	25	N/A	N/A	N/A	27	25	27	24	N/A	25	N/A	26	27	25	27	24	N/A	N/A	25
SEN	Pupils with SEN supported at school action	-	N/A	N/A	N/A	26	-	23	20	N/A	22	N/A	-	26	-	24	22	N/A	N/A	22
	Pupils with SEN with statements or on School Action Plus	-	N/A	N/A	N/A	20	16	-	-	N/A	-	N/A	-	-	17	23	-	N/A	N/A	18
EAL	Pupils with EAL	-	N/A	N/A	N/A	27	25	-	26	N/A	24	N/A	26	28	27	26	23	N/A	N/A	26
	Pupils without EAL	26	N/A	N/A	N/A	-	-	27	24	N/A	25	N/A	27	26	22	27	-	N/A	N/A	25

KEY STAGE 2 SUBJECT INFORMATION

Combined English & Maths	Number	21	N/A	N/A	N/A	55	38	27	43	N/A	37	N/A	30	27	26	29	39	N/A	N/A	372
	% Level 4+	62	N/A	N/A	N/A	67	55	74	51	N/A	46	N/A	63	67	62	72	46	N/A	N/A	60
	% Level 5+	5	N/A	N/A	N/A	18	8	19	7	N/A	5	N/A	10	7	0	10	3	N/A	N/A	9
English	Number	21	N/A	N/A	N/A	55	38	27	43	N/A	37	N/A	30	27	26	29	39	N/A	N/A	372
	% Level 4+	67	N/A	N/A	N/A	73	61	78	56	N/A	57	N/A	77	78	77	79	56	N/A	N/A	68
	% Level 5+	19	N/A	N/A	N/A	24	13	22	12	N/A	5	N/A	23	15	15	28	5	N/A	N/A	16
Maths	Number	21	N/A	N/A	N/A	55	38	27	43	N/A	37	N/A	30	27	26	29	39	N/A	N/A	372
	% Level 4+	76	N/A	N/A	N/A	85	68	81	63	N/A	62	N/A	67	85	69	79	54	N/A	N/A	72
	% Level 5+	24	N/A	N/A	N/A	42	29	22	19	N/A	8	N/A	17	22	8	14	8	N/A	N/A	20

KEY

Local Authority (LA)

C = Community

F = Foundation

VA = Voluntary Aided

VC = Voluntary Controlled

* = New Opener

'N/A' = There are 0 pupils, data is not available or has been suppressed

B = Boys

G = Girls

M = Mixed

Alexandra Park Junior School Oldham 783*

Ashfield Valley Primary School Rochdale 635

Burnley Brow Community School Oldham 817

Clarksfield Primary School Oldham 740

Coppice Primary School Oldham 624

Freehold Community Junior Infant and Nursery School Oldham 625

Greenfield Primary School and Early Years Centre Tameside 787

Greenhill Primary School Oldham 710

Heybrook Primary School Rochdale 712

Holy Trinity CoFE Primary School Tameside 805

Holy Trinity Primary School Bury 640

Horton Mill Community Primary School Oldham 821

Pikes Lane Primary School Bolton 464

Richmond Primary School Oldham 826

Roundthorn Community Primary School Oldham 790

St Thomas Church of England Primary School Bury 747

St Thomas CoFE Primary School Oldham 831

The Valley Community Primary School Bolton 469

Werneth Primary School Oldham 748

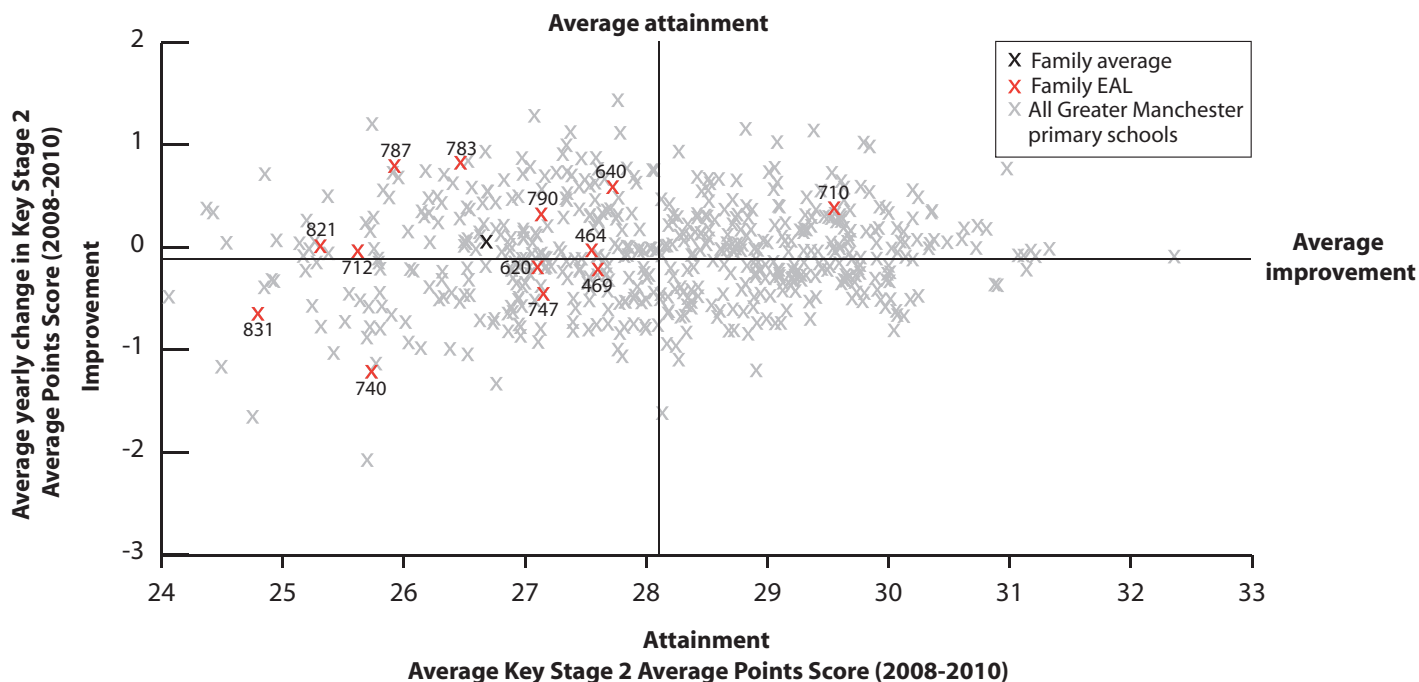
Westwood Primary School Oldham 620

Family EAL Averages & Totals

CHARACTERISTICS OF SCHOOLS AND THEIR PUPILS

School Designation	C	C	C	C	C	C	C	C	C	C	VA	VA	C	C	C	C	VC	VA	C	C	C	-	
Gender	M	M	M	M	M	M	M	M	M	M	M	M	M	M	M	M	M	M	M	M	M	M	-
Number of full-time pupils	308	192	384	370	484	263	250	358	541	197	167	215	321	475	201	217	317	413	478	208	6359		
Boys as a percentage of full-time pupils	53	56	53	50	48	51	52	51	53	50	53	44	53	48	53	43	47	46	50	48	50		
Girls as a percentage of full-time pupils	47	44	47	50	52	49	48	49	47	50	47	56	47	52	47	57	53	54	50	52	50		
Prior Attainment band 2010	2	N/A	N/A	2	N/A	N/A	1	2	2	1	2	1	3	N/A	2	1	1	3	1	2	-		
Free School Meal (FSM) band 2010	5	5	5	4	4	4	5	5	5	5	5	5	4	6	5	5	6	4	5	6	-		
% of pupils known to be eligible for FSM 2010	31	25	35	24	20	22	34	38	29	30	23	33	24	44	33	26	42	19	28	46	30		
Percentage of all pupils of compulsory school age	White	White British	1	1	0	3	1	1	6	0	0	5	8	0	0	2	8	1	1	0	0	1	
		Irish	0	0	0	0	0	0	0	0	0	0	0	0	0	0	0	0	0	0	0	0	
		Any other White background	0	0	0	0	0	0	0	0	0	0	5	0	1	0	1	1	0	0	0	0	
	Mixed	White and Black Caribbean	0	0	0	0	0	0	0	0	0	2	0	0	0	0	1	0	0	0	0	0	
		White and Black African	0	0	0	0	0	0	0	0	0	0	0	0	0	0	0	0	0	0	0	0	
		White and Asian	1	2	0	2	2	1	0	0	0	1	0	0	1	1	1	0	5	0	1	0	1
	Asian	Any other Mixed background	0	1	0	0	0	0	1	0	0	0	1	0	0	0	0	2	0	0	1	0	
		Indian	0	0	0	0	3	1	0	0	0	0	0	59	0	0	0	1	78	0	1	8	
		Pakistani	92	94	0	92	71	76	1	63	53	48	76	19	0	90	84	41	16	72	1	51	
		Bangladeshi	5	0	99	1	21	20	91	37	46	36	0	23	5	98	3	0	47	0	25	97	35
	Black	Any other Asian background	0	2	0	0	1	0	1	0	1	4	4	0	1	0	1	0	1	1	0	1	
		Black Caribbean	0	0	0	0	0	0	0	0	0	1	0	0	0	0	0	0	0	0	0	0	
		Black African	0	1	0	2	0	1	0	0	0	3	2	0	10	0	1	0	0	2	0	0	1
	Other	Any other Black background	0	0	0	0	0	0	0	0	0	1	0	0	0	0	1	0	0	0	0	0	
		Chinese	0	1	0	0	0	0	0	0	0	1	0	0	0	0	0	0	0	0	0	0	
Any other ethnic group		0	0	0	0	0	0	0	0	0	4	1	0	3	0	1	1	1	1	0	0	1	
Unclassified	0	0	0	0	0	0	0	0	0	0	1	0	0	0	0	2	0	0	0	0	0		
% of pupils with EAL	95	99	100	94	89	97	92	100	99	93	90	96	98	98	92	89	91	97	98	100	96		
% of pupils with SEN with statements or on SAP	8	10	7	8	5	12	5	10	4	2	13	10	2	3	8	16	5	3	8	3	7		
% of pupils with SEN supported at School Action	24	6	18	28	12	17	6	17	23	9	19	10	10	14	10	11	25	5	15	11	15		

PERFORMANCE MAP



KEY

On this page

'/' = There are fewer than 5 pupils in this group

'N/A' = There are 0 pupils, data is not available or has been suppressed

* = New Opener

S = School's absence data may have been affected by severe weather conditions.

Alexandra Park Junior School **Oldham 783***
 Ashfield Valley Primary School **Rochdale 635**
 Burnley Brow Community School **Oldham 817**
 Clarksfield Primary School **Oldham 740**
 Coppice Primary School **Oldham 624**
 Freehold Community Junior Infant and Nursery School **Oldham 625**
 Greenfield Primary School and Early Years Centre **Tameside 787**
 Greenhill Primary School **Oldham 710**
 Heybrook Primary School **Rochdale 712**
 Holy Trinity CofE Primary School **Tameside 805**
 Holy Trinity Primary School **Bury 640**
 Horton Mill Community Primary School **Oldham 821**
 Pikes Lane Primary School **Bolton 464**
 Richmond Primary School **Oldham 826**
 Roundthorn Community Primary School **Oldham 790**
 St Thomas Church of England Primary School **Bury 747**
 St Thomas CofE Primary School **Oldham 831**
 The Valley Community Primary School **Bolton 469**
 Werneth Primary School **Oldham 748**
 Westwood Primary School **Oldham 620**
 Family EAL Averages & Totals

SCHOOL ATTAINMENT DATA																						
Key Stage 2 Average Points Score (all subjects)	2008	25	27	25	26	27	28	26	29	26	25	28	26	27	26	27	25	28	N/A	26	27	
	2009	27	26	26	26	27	27	25	31	25	26	27	25	28	25	28	29	25	28	26	28	27
	2010	27	N/A	N/A	25	N/A	N/A	26	30	26	N/A	28	25	28	N/A	27	26	24	28	N/A	26	27
Key Stage 1-2 Contextual Value Added		102	N/A	N/A	99	N/A	N/A	100	103	100	N/A	103	100	100	N/A	102	101	99	99	N/A	100	101
% of 11 year olds in school for 4 years or more		95	96	95	82	85	89	74	88	68	84	61	87	80	85	79	79	85	97	91	79	85
% of 11 year olds in school for 2 years or more		99	100	100	98	94	100	91	100	80	92	83	97	93	99	89	89	100	97	99	93	95
Percentage total absence		6	5	7	7	5	7	7	7	5	6(S)	10	6	5	9	7	7	7	4	7	5	6
Percentage persistent absence		2	0	4	4	0	1	1	4	2	3	9	4	1	4	1	4	4	1	3	1	2

BREAKDOWN OF ATTAINMENT DATA

Key Stage 2 Average Points Score (all subjects)		Breakdown of Attainment Data																				
		FSM	All pupils not eligible for FSM	28	N/A	N/A	25	N/A	N/A	27	31	26	N/A	28	27	28	N/A	29	26	24	28	N/A
	All pupils eligible for FSM	26	N/A	N/A	24	N/A	N/A	24	28	27	N/A	27	22	28	N/A	26	27	23	24	N/A	26	25
Girls	All girls	27	N/A	N/A	25	N/A	N/A	26	28	27	N/A	28	23	27	N/A	28	28	23	28	N/A	26	26
	All girls not eligible for FSM	28	N/A	N/A	25	N/A	N/A	27	30	27	N/A	28	25	27	N/A	29	28	23	28	N/A	28	27
	All girls eligible for FSM	24	N/A	N/A	25	N/A	N/A	22	26	27	N/A	-	21	28	N/A	-	-	23	28	N/A	26	25
Boys	All boys	28	N/A	N/A	24	N/A	N/A	27	30	25	N/A	28	27	28	N/A	27	25	24	27	N/A	27	27
	All boys not eligible for FSM	27	N/A	N/A	24	N/A	N/A	27	31	25	N/A	29	29	29	N/A	29	25	25	28	N/A	26	27
	All boys eligible for FSM	29	N/A	N/A	23	N/A	N/A	-	29	27	N/A	26	24	-	N/A	25	26	23	-	N/A	28	26
Ethnicity	White British pupils	N/A	N/A	N/A	N/A	N/A	N/A	-	N/A	N/A	N/A	-	N/A	N/A	N/A	-	-	-	N/A	N/A	N/A	-
	Indian pupils	N/A	N/A	N/A	N/A	N/A	N/A	N/A	N/A	N/A	N/A	N/A	N/A	29	N/A	N/A	N/A	N/A	28	N/A	-	28
	Pakistani pupils	27	N/A	N/A	25	N/A	N/A	N/A	30	26	N/A	28	26	26	N/A	27	26	24	25	N/A	N/A	26
	Bangladeshi pupils	-	N/A	N/A	-	N/A	N/A	26	29	27	N/A	N/A	21	-	N/A	-	N/A	23	N/A	N/A	26	26
	Black Caribbean pupils	N/A	N/A	N/A	N/A	N/A	N/A	N/A	N/A	N/A	N/A	N/A	N/A	N/A	N/A	N/A	N/A	N/A	N/A	N/A	N/A	N/A
Mobility	Black African pupils	N/A	N/A	N/A	-	N/A	N/A	N/A	N/A	N/A	N/A	-	N/A	27	N/A	N/A	N/A	N/A	-	N/A	N/A	27
	Pupils in school for less than 2 years	-	N/A	N/A	-	N/A	N/A	-	N/A	25	N/A	-	-	-	N/A	-	-	N/A	-	N/A	-	25
	Pupils in school for 2 or more years	27	N/A	N/A	24	N/A	N/A	26	30	26	N/A	28	25	28	N/A	27	26	24	28	N/A	27	26
SEN	Pupils with SEN supported at school action	25	N/A	N/A	23	N/A	N/A	-	28	21	N/A	30	-	-	N/A	23	N/A	22	22	N/A	24	23
	Pupils with SEN with statements or on School Action Plus	21	N/A	N/A	-	N/A	N/A	-	23	N/A	N/A	-	16	-	N/A	-	22	-	-	N/A	-	20
EAL	Pupils with EAL	27	N/A	N/A	25	N/A	N/A	26	30	26	N/A	28	25	28	N/A	27	26	23	27	N/A	26	27
	Pupils without EAL	-	N/A	N/A	N/A	N/A	N/A	-	N/A	N/A	N/A	-	-	-	N/A	-	-	-	-	N/A	N/A	-

KEY STAGE 2 SUBJECT INFORMATION

Combined English & Maths	Number	79	N/A	N/A	56	N/A	N/A	35	48	71	N/A	23	38	45	N/A	28	28	39	65	N/A	29	584
	% Level 4+	78	N/A	N/A	45	N/A	N/A	63	90	58	N/A	78	55	76	N/A	82	57	46	82	N/A	66	68
	% Level 5+	11	N/A	N/A	5	N/A	N/A	9	38	14	N/A	22	8	20	N/A	7	11	3	18	N/A	10	14
English	Number	79	N/A	N/A	56	N/A	N/A	35	48	71	N/A	23	38	45	N/A	28	28	39	65	N/A	29	584
	% Level 4+	81	N/A	N/A	68	N/A	N/A	80	92	70	N/A	78	61	82	N/A	82	61	56	88	N/A	83	76
	% Level 5+	16	N/A	N/A	13	N/A	N/A	20	58	18	N/A	26	13	31	N/A	18	14	5	23	N/A	17	21
Maths	Number	79	N/A	N/A	56	N/A	N/A	35	48	71	N/A	23	38	45	N/A	28	28	39	65	N/A	29	584
	% Level 4+	84	N/A	N/A	52	N/A	N/A	71	90	63	N/A	87	68	82	N/A	86	82	54	83	N/A	72	74
	% Level 5+	39	N/A	N/A	9	N/A	N/A	14	52	25	N/A	39	29	36	N/A	18	32	8	28	N/A	14	27

KEY

Local Authority (LA)

C = Community

F = Foundation

VA = Voluntary Aided

VC = Voluntary Controlled

* = New Opener

'N/A' = There are 0 pupils, data is not available or has been suppressed

B = Boys

G = Girls

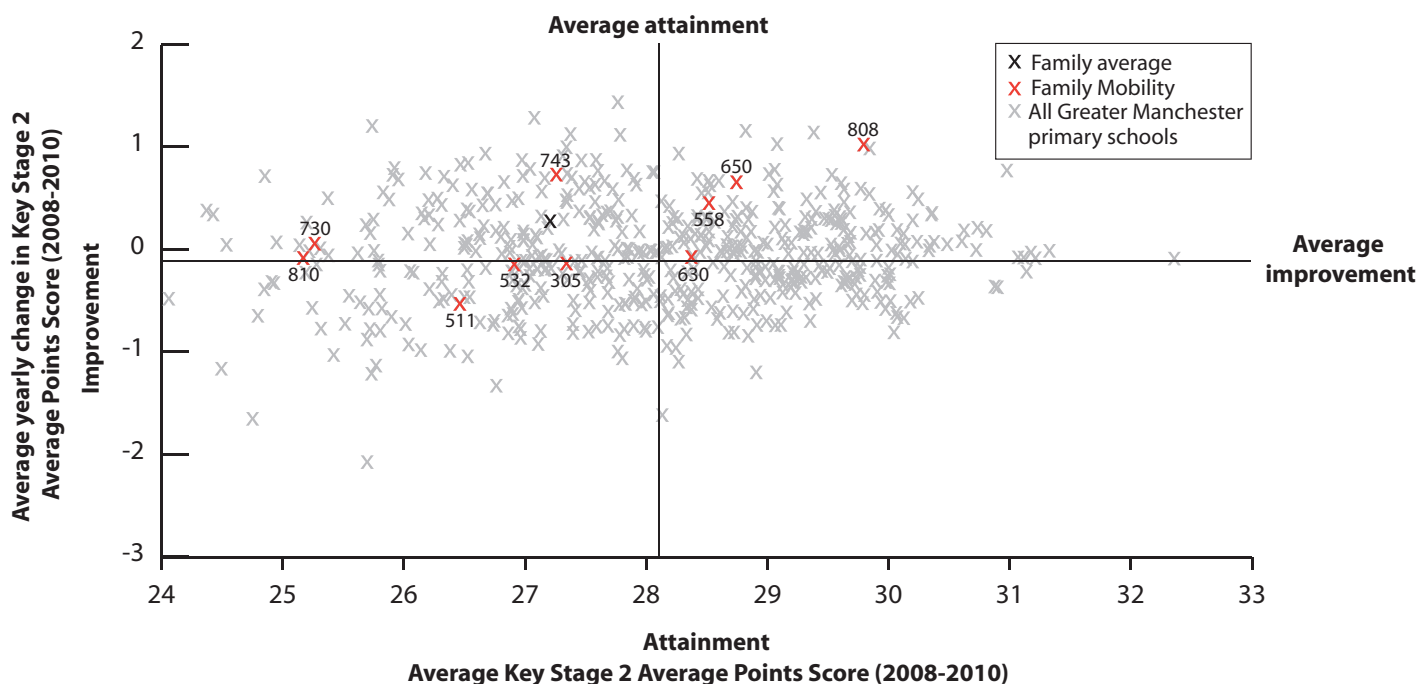
M = Mixed

Beech Hill Community Primary School Wigan 691	Bowkier Vale Primary School Manchester 636	Briscoe Lane Primary School Manchester 612	Fairfield Road Primary School Tameside 558	Fir Bank Primary School Oldham 654	Itk Valley Community School Manchester 515	Mersey Drive Community Primary School Bury 743	Our Lady's RC Primary School Wigan 305	Peel Hall Primary School Salford 728	Rose Hill Primary School Stockport 270	Sandbrook Community Primary School Rochdale 730	Saviour CofE Primary School Manchester 808	St Hugh's CofE Primary School Oldham 810	St Luke's CofE Primary School Salford 630	St Paul's CofE Primary School Salford 532	St Thomas of Canterbury Primary School Salford 650	The Divine Mercy Roman Catholic Primary School Manchester 733*	Thorn Grove Primary School Stockport 250	Washacre Primary School Bolton 511	Wilbraham Primary School Manchester 833	Family Mobility Averages & Totals
---	--	--	--	--	--	--	--	--	--	---	--	--	---	---	--	--	--	--	---	-----------------------------------

CHARACTERISTICS OF SCHOOLS AND THEIR PUPILS

School Designation	C	C	C	C	C	C	C	VA	C	C	C	VA	VA	VC	VC	VA	VA	C	C	C	-		
Gender	M	M	M	M	M	M	M	M	M	M	M	M	M	M	M	M	M	M	M	M	M	-	
Number of full-time pupils	199	367	305	234	156	300	145	173	191	457	335	197	162	189	175	237	409	171	135	472	5009		
Boys as a percentage of full-time pupils	54	55	54	47	49	57	56	56	56	50	56	47	43	45	52	45	48	50	47	54	52		
Girls as a percentage of full-time pupils	46	45	46	53	51	43	44	44	44	50	44	53	57	55	48	55	52	50	53	46	48		
Prior Attainment band 2010	N/A	1	N/A	3	N/A	N/A	2	3	N/A	1	2	2	2	3	2	1	3	N/A	3	1	-		
Free School Meal (FSM) band 2010	5	5	7	5	4	5	6	3	7	3	6	7	7	6	7	6	6	4	6	7	-		
% of pupils known to be eligible for FSM 2010	39	31	58	29	18	33	43	11	70	11	53	61	67	40	54	42	48	16	50	56	40		
Percentage of all pupils of compulsory school age	White	White British	91	34	73	80	92	8	89	97	84	92	51	47	83	73	88	32	19	89	91	18	60
		Irish	0	0	0	0	0	0	0	0	0	0	0	0	0	0	0	0	0	1	1	0	0
		Any other White background	1	4	5	3	2	3	0	2	4	2	28	5	1	6	0	17	6	1	1	1	5
	Mixed	White and Black Caribbean	1	2	0	0	1	1	2	0	0	1	0	1	2	1	4	6	1	0	3	1	
		White and Black African	0	2	2	0	0	0	1	1	1	1	0	0	1	2	0	2	1	0	1	2	1
		White and Asian	0	2	0	0	1	2	0	0	0	1	2	0	6	1	0	0	0	0	1	3	1
	Asian	Any other Mixed background	0	2	3	5	0	2	1	0	1	0	4	8	1	5	0	8	5	1	0	4	3
		Indian	2	5	0	0	0	1	0	0	0	0	0	1	0	0	0	3	11	0	1	4	2
		Pakistani	0	31	0	3	1	53	0	0	1	0	7	6	0	0	1	1	1	2	0	16	8
		Bangladeshi	0	0	0	0	1	0	0	0	0	0	0	0	0	0	0	0	1	0	0	3	0
	Black	Any other Asian background	0	4	0	2	1	10	1	0	1	0	1	3	0	2	0	0	3	3	0	2	2
		Black Caribbean	0	1	0	0	0	1	0	0	0	0	1	0	1	1	0	21	1	0	2	2	
		Black African	1	2	10	5	1	2	2	0	4	0	4	19	4	5	5	26	14	0	2	17	7
	Other	Any other Black background	0	2	4	1	0	2	0	0	1	0	1	1	0	0	1	4	8	0	0	1	2
		Chinese	2	0	0	1	0	2	1	0	0	0	1	1	1	0	0	1	0	0	0	1	1
Any other ethnic group		4	6	2	0	0	14	2	1	4	0	0	8	0	1	0	5	2	0	22	5		
Unclassified	0	1	0	0	0	1	0	0	0	2	1	0	0	2	1	0	0	0	1	2	1		
% of pupils with EAL	6	43	12	12	3	80	6	2	14	3	14	30	7	13	5	46	35	12	2	64	24		
% of pupils with SEN with statements or on SAP	17	5	17	6	12	9	23	8	9	6	3	9	12	3	7	5	11	15	11	10	9		
% of pupils with SEN supported at School Action	19	3	26	15	17	6	12	2	30	12	22	9	28	8	9	19	17	6	29	16	15		

PERFORMANCE MAP



KEY

On this page

- '/' = There are fewer than 5 pupils in this group
- 'N/A' = There are 0 pupils, data is not available or has been suppressed
- * = New Opener
- S = School's absence data may have been affected by severe weather conditions.

Beech Hill Community Primary School Wigan **691**
 Bowker Vale Primary School Manchester **636**
 Briscoe Lane Primary School Manchester **612**
 Fairfield Road Primary School Tameside **558**
 Fir Bank Primary School Oldham **654**
 Irk Valley Community School Manchester **515**
 Mersey Drive Community Primary School Bury **743**
 Our Lady's RC Primary School Wigan **305**
 Peel Hall Primary School Salford **728**
 Rose Hill Primary School Stockport **270**
 Sandbrook Community Primary School Rochdale **730**
 Saviour CofE Primary School Manchester **808**
 St Hugh's CofE Primary School Oldham **810**
 St Luke's CofE Primary School Salford **630**
 St Paul's CofE Primary School Salford **532**
 St Thomas of Canterbury Primary School Salford **650**
 The Divine Mercy Roman Catholic Primary School Manchester **733***
 Thorn Grove Primary School Stockport **250**
 Washacre Primary School Bolton **511**
 Wilbraham Primary School Manchester **833**
 Family Mobility Averages & Totals

SCHOOL ATTAINMENT DATA																						
Key Stage 2 Average Points Score (all subjects)	2008	25	26	29	28	28	27	27	27	25	28	24	31	25	28	27	29	N/A	27	29	26	27
	2009	27	26	28	30	27	27	28	28	26	28	26	29	25	29	27	29	N/A	29	25	28	27
	2010	N/A	N/A	N/A	28	N/A	N/A	28	28	N/A	N/A	25	29	27	29	27	28	26	N/A	26	N/A	27
Key Stage 1-2 Contextual Value Added	N/A	N/A	N/A	101	N/A	N/A	102	100	N/A	N/A	101	104	101	102	102	103	100	N/A	100	N/A	101	
% of 11 year olds in school for 4 years or more	68	63	65	65	72	42	65	75	75	44	63	55	54	64	71	54	N/A	54	62	55	56	
% of 11 year olds in school for 2 years or more	79	78	76	75	78	77	74	79	75	52	76	75	69	77	79	68	3	63	79	72	68	
Percentage total absence	6	7	6	5	5	8	6	5	6	5	5	8	6	6	6	5	6	6	5	8	6	
Percentage persistent absence	1	5	1	3	1	4	2	1	5	1	2	2	1	1	1	1	3	4	1	4	2	

BREAKDOWN OF ATTAINMENT DATA																								
Key Stage 2 Average Points Score (all subjects)	FSM	All pupils not eligible for FSM	N/A	N/A	N/A	29	N/A	N/A	28	28	N/A	N/A	28	31	-	29	27	29	26	N/A	25	N/A	27	
		All pupils eligible for FSM	N/A	N/A	N/A	27	N/A	N/A	27	-	N/A	N/A	23	28	25	29	27	27	26	N/A	28	N/A	26	
	Girls	All girls	N/A	N/A	N/A	28	N/A	N/A	27	29	N/A	N/A	25	30	27	29	27	28	26	N/A	26	N/A	27	
		All girls not eligible for FSM	N/A	N/A	N/A	28	N/A	N/A	26	29	N/A	N/A	27	-	-	-	28	29	26	N/A	25	N/A	27	
		All girls eligible for FSM	N/A	N/A	N/A	-	N/A	N/A	-	-	N/A	N/A	23	30	26	29	26	27	26	N/A	28	N/A	26	
	Boys	All boys	N/A	N/A	N/A	28	N/A	N/A	28	27	N/A	N/A	26	28	26	28	27	28	27	N/A	27	N/A	27	
		All boys not eligible for FSM	N/A	N/A	N/A	29	N/A	N/A	29	27	N/A	N/A	29	-	-	28	27	29	27	N/A	26	N/A	27	
		All boys eligible for FSM	N/A	N/A	N/A	27	N/A	N/A	-	-	N/A	N/A	24	25	25	-	27	-	27	N/A	-	N/A	25	
	Ethnicity	White British pupils	N/A	N/A	N/A	28	N/A	N/A	28	28	N/A	N/A	26	28	26	29	27	28	24	N/A	26	N/A	27	
		Indian pupils	N/A	N/A	N/A	N/A	N/A	N/A	N/A	N/A	N/A	N/A	N/A	-	N/A	N/A	N/A	-	-	N/A	N/A	N/A	-	
		Pakistani pupils	N/A	N/A	N/A	-	N/A	N/A	N/A	N/A	N/A	N/A	-	N/A	N/A	N/A	N/A	N/A	N/A	N/A	N/A	N/A	N/A	15
		Bangladeshi pupils	N/A	N/A	N/A	N/A	N/A	N/A	N/A	N/A	N/A	N/A	N/A	N/A	N/A	N/A	N/A	N/A	N/A	N/A	N/A	N/A	N/A	N/A
		Black Caribbean pupils	N/A	N/A	N/A	N/A	N/A	N/A	N/A	N/A	N/A	N/A	N/A	N/A	N/A	N/A	N/A	N/A	N/A	26	N/A	N/A	N/A	26
	Mobility	Pupils in school for less than 2 years	N/A	N/A	N/A	27	N/A	N/A	26	29	N/A	N/A	25	28	-	28	20	28	26	N/A	21	N/A	25	
		Pupils in school for 2 or more years	N/A	N/A	N/A	28	N/A	N/A	28	28	N/A	N/A	25	29	26	29	28	28	-	N/A	27	N/A	28	
	SEN	Pupils with SEN supported at school action	N/A	N/A	N/A	25	N/A	N/A	-	N/A	N/A	N/A	23	-	26	-	-	26	26	N/A	24	N/A	25	
		Pupils with SEN with statements or on School Action Plus	N/A	N/A	N/A	-	N/A	N/A	27	-	N/A	N/A	-	25	-	-	20	-	20	N/A	-	N/A	22	
	EAL	Pupils with EAL	N/A	N/A	N/A	30	N/A	N/A	-	N/A	N/A	N/A	27	30	-	-	-	28	27	N/A	N/A	N/A	27	
		Pupils without EAL	N/A	N/A	N/A	28	N/A	N/A	28	28	N/A	N/A	25	29	26	29	27	28	26	N/A	26	N/A	27	

KEY STAGE 2 SUBJECT INFORMATION																						
Combined English & Maths	Number	N/A	N/A	N/A	51	N/A	N/A	23	28	N/A	N/A	38	20	13	22	24	28	38	N/A	29	N/A	314
	% Level 4+	N/A	N/A	N/A	84	N/A	N/A	78	79	N/A	N/A	55	85	54	95	67	75	71	N/A	55	N/A	73
	% Level 5+	N/A	N/A	N/A	18	N/A	N/A	9	21	N/A	N/A	11	25	8	23	29	21	8	N/A	14	N/A	17
English	Number	N/A	N/A	N/A	51	N/A	N/A	23	28	N/A	N/A	38	20	13	22	24	28	38	N/A	29	N/A	314
	% Level 4+	N/A	N/A	N/A	86	N/A	N/A	87	79	N/A	N/A	63	85	62	95	67	82	71	N/A	62	N/A	76
	% Level 5+	N/A	N/A	N/A	27	N/A	N/A	17	32	N/A	N/A	13	25	15	23	29	32	11	N/A	21	N/A	22
Maths	Number	N/A	N/A	N/A	51	N/A	N/A	23	28	N/A	N/A	38	20	13	22	24	28	38	N/A	29	N/A	314
	% Level 4+	N/A	N/A	N/A	88	N/A	N/A	87	100	N/A	N/A	66	95	77	100	75	93	92	N/A	76	N/A	86
	% Level 5+	N/A	N/A	N/A	35	N/A	N/A	43	29	N/A	N/A	18	75	46	41	38	29	18	N/A	24	N/A	33

Annex 1

What it all means – footnotes and explanations

How have families been grouped?

Schools are grouped into families on the basis of an average of their prior attainment data and context data.

Prior attainment data is the average Key Stage 1 (KS1) attainment, measured by the Average Point Score (APS) at KS1, for all pupils in Year 3 to Year 6 who have been matched to Key Stage 2 (KS2) data.

Context data includes:

- Income Deprivation Affecting Children Index (IDACI) data, calculated by linking individual pupil postcodes to IDACI data and compiling an average figure for each school.¹
- The proportion of pupils eligible to receive Free School Meals (FSM).
- The IDACI and FSM school averages are combined to give an overall School Environment indicator for the School Environment (SE).
- The percentage of pupils whose first language is known or believed to be other than English (EAL).
- A mobility measure, defined as the percentage of pupils in Year 5 or Year 6 who have joined the school within the last 2 years (L2Y).

The factors are used in proportion to their impact upon Key Stage 4 (KS4) outcomes, with weightings being:

- APS (66%)
- SE (20%)
- EAL (10%)
- L2Y (4%).

When developing the 2011 families an overall aim was to retain existing families where possible although some families have changed to accommodate new schools and to allow schools to move families if they had become outliers within their existing family.

¹ The IDACI is a measure that takes account of different dimensions of deprivation such as housing, education and health. The school IDACI measure reflects the proportion of children living in low income households in the areas that the pupils live in. This is calculated by matching the individual pupil postcodes of children attending each school to the IDACI, which measures the scale of deprivation in each postcode in the country, and compiling an average IDACI figure for each school.

An outlier is defined as having a KS1 APS measure that is more than one standard deviation from the mean KS1 APS for the family, thus ensuring that all schools within the family differed by less than two standard deviations.

Schools which were identified as outliers within their existing families, together with new schools, were then allocated to families using the following process:

- An overall score for each school was calculated using the weightings outlined earlier.
- Selecting from families with less than 22 schools (the maximum family size), schools that needed a new family were allocated to the same family as the school with the overall score closest to their own.
- In addition to the above, a school would normally be allocated to a family where the distance from the geographical centre of the family was less than 10 kilometres.

Following this allocation process a small number of schools remained as outliers on APS within their allocated family.

Contextual families

Contextual families bring together schools in Greater Manchester with the highest proportions of mobile pupils and highest proportions of pupils with EAL, enabling schools to compare themselves and share their experiences with others in a similar way to the main families. Schools within these families also tend to have similar Free School Meal and prior attainment statistics. The creation of these families simply recognises that schools providing for large proportions of pupils with these characteristics are likely to share some issues and experiences and may benefit from making links with other similar schools.

Greater Manchester in context

The tables and charts on these pages show how the City Challenge areas compare with other metropolitan areas in England. This data helps set the information presented about each school and each family in the national context. Unless otherwise stated the national data is an average for England and the coverage for the tables and charts is all maintained mainstream schools including CTCs and Academies. All averages are weighted averages.

The chart titled "Attainment by Free School Meal Band" shows the range of attainment outcomes in primary schools in each City Challenge area, broken down by school Free School Meal (FSM) Band. Here is a guide to interpreting this chart:-

- The first light green box on the chart (and the whiskers at the top and bottom of the box) show the full range of KS2 Average Point Score outcomes for Greater Manchester primary schools with low FSM rates (schools with less than or equal to 8% of pupils eligible for FSM).
- The line in the middle of the box shows the median KS2 APS for Greater

Manchester schools in this FSM band (if you ranked all schools in this FSM band on the basis of their KS2 APS, the median school would be the school exactly in the middle of the list). Although not strictly an average, it is often referred to as the average KS2 APS for this group of schools.

- The top of the light green box represents the KS2 APS for the Greater Manchester school on the upper quartile (25th percentile) of the ranked APS distribution.
- The bottom of the light green box represents the KS2 APS for the Greater Manchester school on the lower quartile (75th percentile) of the ranked APS distribution.
- The top point of the whisker marks the KS2 APS of the school on the 5th percentile of the ranked KS2 APS distribution and the bottom of the whisker below the light green box shows the KS2 APS of the Greater Manchester school on the 95th percentile of the ranked KS2 APS distribution within this FSM band.
- Looking at the national data (the white boxes with red frames), the chart also shows a wide range of outcomes for schools with very high FSM rates. The top whisker on the box at the far right of this chart shows that there are some schools with very deprived intakes performing better than schools with very low levels of deprivation.

Prior attainment bands

For each school, the prior attainment of pupils has been calculated by looking at the Key Stage 1 attainment of pupils matched to Key Stage 2 outcomes in the last 3 years (2008 to 2010). In calculating prior-attainment we have taken account of the Key Stage 1 Average Points Score (APS) based upon attainment in Reading, Writing and Mathematics.

Each school has then been allocated to a prior attainment band as follows:-

- Band 1 – Schools with KS1 APS greater than or equal to 0 and less than 12
- Band 2 – Schools with KS1 APS greater than or equal to 12 and less than 14
- Band 3 – Schools with KS1 APS greater than or equal to 14 and less than 16
- Band 4 – Schools with KS1 APS greater than or equal to 16 and less than 18
- Band 5 – Schools with KS1 APS greater than or equal to 18 and less than 100

Percentage of pupils known to be eligible for Free School Meals

This data shows the percentage of pupils on the school roll who are entitled to receive a Free School Meal. This data was collected in the 2010 Pupil Level Annual Schools Census (PLASC). The figures are based on all full-time pupils currently or mainly enrolled, below minimum compulsory school age, and all pupils current or mainly enrolled aged 5-15 inclusive.

Each school has been allocated to a Free School Meal (FSM) band as follows:

Band 1 – Schools with greater than or equal to 0% and less than 5% of all pupils eligible for Free School Meals

Band 2 – Schools with greater than or equal to 5% and less than 9% of all pupils eligible for Free School Meals

Band 3 – Schools with greater than or equal to 9% and less than 13% of all pupils eligible for Free School Meals

Band 4 – Schools with greater than or equal to 13% and less than 21% of all pupils eligible for Free School Meals

Band 5 – Schools with greater than or equal to 21% and less than 35% of all pupils eligible for Free School Meals

Band 6 – Schools with greater than or equal to 35% and less than 50% of all pupils eligible for Free School Meals

Band 7 – Schools with greater than or equal to 50% and up to a 100% of all pupils eligible for Free School Meals

The ethnic origin of pupils

This data shows the ethnicity of all pupils of compulsory school age and above in each school. The data has been taken from the 2010 Pupil Level Annual Schools Census (PLASC).

Due to the very small numbers of pupils from the Gypsy/Roma and Traveller of Irish Heritage groups in last year's edition, these pupils have now been incorporated into the Any Other White Background category. Data will not be shown for schools where there are fewer than five pupils in a category.

Pupil characteristics data

Data showing the pupil characteristics below has been taken from the 2010 Pupil Level Annual Schools Census (PLASC).

- Percentage of pupils whose first language is known or believed to be other than English (EAL).
- Percentage of pupils on roll with Special Educational Needs (SEN) with Statements or on School Action Plus.
- Percentage of pupils on roll with statements of Special Educational Needs (SEN) at School Action level.

School performance data

The data in this document is consistent with that published in the Primary School Achievement and Attainment Tables (it is post-errata data).

Level 4 or above at KS2

Families of schools shows the percentage of pupils achieving Level 4 or above in the KS2 tests for combined English and maths, English and maths. Level 4 is the level expected of most 11 year olds. This percentage is based on all eligible pupils, including those who were absent at the time of the tests or working at the level of the tests but unable to access them and, therefore, did not achieve a result.

National Curriculum tests in Science for all pupils were discontinued after the 2009 academic year. From 2010, Key Stage 2 science at school level has been assessed by teacher assessment only - teacher assessment data are not included in Families of Schools publications therefore all references to science attainment have been removed. In order to monitor national standards in science, a new externally marked, sample test has been introduced. The proportion of pupils attaining level 4 or above and level 5 in this sample test was published in a Statistical Release on 10 August 2010.

Level 5 or above at KS2

The percentage of pupils achieving Level 5 or above in the KS2 tests for combined English and maths, English and maths. This percentage is based on all eligible pupils, including those who were absent at the time of the tests or working at the level of the tests but unable to access them and, therefore, did not achieve a result.

KS2 Average Point Score (APS)

The APS for a school provides a fuller picture of the KS2 achievements of pupils of all abilities. Two schools with similar percentages of pupils achieving Level 4 or above may have different APSs. The APS values the achievements of pupils below the Level 4 threshold, by taking account of whether pupils attain Level 3 or not.

The APS is calculated by awarding each pupil a number of points, according to their level of attainment. The total points in maths and English are added together and divided by the total number of eligible pupils for each subject. This gives you the Average Point Score for the school.

The APS calculation does not include those pupils that were absent at the time of the tests or working at the level of the tests but unable to access them.

Contextualised Value Added (CVA)

CVA aims to take account of other factors that are related to, and influence, the progress that pupils make in a school, such as levels of deprivation or Special Educational Needs (SEN). The 2008 to 2010 models for Contextualised Value Added include the following attainment and contextual factors:

- Pupil prior attainment
- Gender
- Special Educational Needs
- First language
- Ethnicity
- Measures of deprivation
- Measures of pupil mobility
- Age
- An "In care" indicator

Mobility measures

This data shows, respectively, the percentage of 11 year old pupils in the school that have been on roll for:

- Four years or more
- Two years or more.

Percentage total absence

The percentage of the total possible sessions (half days) missed due to absence (authorised and unauthorised).

Percentage persistent absence

The percentage of pupil enrolments who are persistent absentees. Persistent absentees are defined as having more than 63 sessions of absence (authorised and unauthorised) during the year, typically over 20 per cent overall absence rate.

Annex 2

School contact details

The following contact details have been sourced from Edubase. If your school's details are listed incorrectly here, it means they will be listed incorrectly on Edubase. Please ensure that the most up to date contact details for your school are registered on Edubase, and updated when necessary.

Family	School	Telephone	Headteacher
53	# New Comm Pri Sch @ Coppice Street , Coppice Street, Oldham, Lancashire, OL8 4BL	0161 7705333	Mrs Sara Holroyd
45	# New Comm Pri Sch @ Holly Grove , Holly Grove, Chadderton, Oldham, Lancashire, OL9 0DX	0161 7708993	Mr John Tobin
39	# New VA RC Pri @ Bridgewater Street , Bridgewater Street, Little Hulton, Worsley, Lancashire, M38 0WH	0161 7902329	Mrs Maureen Hawes
55	Abbey Hey Primary School , Abbey Hey Lane, Gorton, Manchester, Lancashire, M18 8PF	0161 2231592	Miss Gaynor Moorhouse
35	Abbott Community Primary School , Livesey Street, Collyhurst, Manchester, Lancashire, M40 7PR	0161 8349529	Ms H Riley
48	Abingdon Primary School , Abingdon Road, Reddish, Stockport, Cheshire, SK5 7ET	0161 4804531	Mr J E Cooper
24	Abram Bryn Gates Primary School , Lily Lane, Bamfurlong, Wigan, Lancashire, WN2 5JT	01942 866392	Mr S C Sheekey
32	Abram CofE Primary School , Simpkin Street, Abram, Wigan, Lancashire, WN2 5QE	01942 703465	Mr Peter Freeman
39	Acacias Community Primary School , Alexandra Drive, Burnage, Manchester, Lancashire, M19 2WW	0161 2241598	Mr Philip Webster
48	Acre Hall Primary School , Irlam Road, Flixton, Urmston, Manchester, Lancashire, M41 6NA	0161 7484356	Mrs B Price
55	Adswood Primary School , Garners Lane, Adswood, Stockport, Cheshire, SK3 8PQ	0161 4835003	Ms Kath Conwell
25	Aldwyn Primary School and Motor Impaired Resource Base , Lumb Lane, Audenshaw, Manchester, Lancashire, M34 5SF	0161 3703626	Mr Tim Richards
56	Alexandra Park Junior School , Brook Lane, Oldham, Lancashire, OL8 2BE	0161 7708321	Mrs I Barratt
15	Alexandra Park Primary School , Bombay Road, Edgeley, Stockport, SK3 9RF	0161 4805557	Ms Sarah Johnson
58	Alice Ingham Roman Catholic Primary School , Millgate, Halifax Road, Rochdale, Lancashire, OL16 2NU	01706 341560	Mrs Briege Sivills
33	Alkington Primary School , Manor Road, Alkington, Middleton, Manchester, Lancashire, M24 1JZ	0161 6436357	Miss J A Lyons
13	All Saints' Catholic Primary School , Cedar Road, Sale, Cheshire, M33 5NW	0161 9123210	Mr John Kerrane
24	All Saints Catholic Primary School , Golborne, Wigan, Hazel Grove, Golborne, Warrington, Cheshire, WA3 3LU	01942 747655	Mrs L Morgan
47	All Saints Church of England Primary School , Maud Street, Rochdale, Lancashire, OL12 0EL	01706 640728	Miss Grace Krzempek
8	All Saints Church of England Primary School Marple , Brickbridge Road, Marple, Stockport, Cheshire, SK6 7BQ	0161 4273008	Mr Mike Harding
38	All Saints Church of England Primary School Stockport , Churchill Street, Heaton Norris, Stockport, Cheshire, SK4 1ND	0161 2857373	Mr J.L Roper
43	All Saints Church of England Primary School , Stand, Rufford Drive, Whitefield, Manchester, Lancashire, M45 8PL	0161 7963392	Mrs G Branch
45	All Saints CofE Primary School , Devon Street, Farnworth, Bolton, Lancashire, BL4 7PY	01204 333083	Mrs Lesley Gutteridge
49	All Saints CofE Primary School , Culcheth Lane, Newton Heath, Manchester, Lancashire, M40 1LS	0161 6813455	Miss Lorraine Tennant
55	All Saints Primary School , Belle Vue Street, Gorton, Manchester, M12 5PW	0161 2239325	Mrs S Barrow
16	All Souls Church of England Primary School , Rye Street, Heywood, Lancashire, OL10 4DF	01706 360027	Ms G Rennie
55	All Souls RC Primary School , Kintyre Avenue, Weaste, Salford, Lancashire, M5 5NR	0161 7363841	Miss Julie Bainbridge
34	Alma Park Primary School , Errwood Road, Levenshulme, Manchester, Lancashire, M19 2PF	0161 2248789	Mrs P Treanor
55	Alt Primary School , Alt Lane, Oldham, Lancashire, OL8 2EL	0161 7703154	Mrs Jackie Greenhalgh
2	Altrincham CofE (Aided) Primary School , Townfield Road, Altrincham, Cheshire, WA14 4DS	0161 9287288	Mr James Inglis
15	Arden Primary School , Osborne Street, Bredbury, Stockport, Cheshire, SK6 2EX	0161 4302675	Mr J N Murray
15	Arlies Primary School , Broadhill Road, Stalybridge, Cheshire, SK15 1HQ	0161 3384854	Ms Susan Collins
55	Armitage CofE Primary School , Rostron Avenue, Ardwick, Manchester, Lancashire, M12 5NP	0161 2196600	Mr J Johnson
35	Arundale Primary School , Lowry Grove, Mottram, Hyde, Cheshire, SK14 6PW	01457 762328	Mrs Janet Connor
56	Ashbury Meadow Primary School , Rylance Street, Beswick, Manchester, M11 3NA	0161 2196630	Mrs Lorna Rushton
46	Ashfield Valley Primary School , New Barn Lane, Rochdale, Lancashire, OL11 1TA	01706 522758	Miss E M Palmer

Family	School	Telephone	Headteacher
51	Ashton West End Primary School , William Street, Ashton-under-Lyne, Lancashire, OL7 0BJ	0161 3304234	Mr M O Cummings
27	Aspinal Primary School , Broadacre Road, Gorton, Manchester, Lancashire, M18 7NY	0161 2230053	Mrs J G Kershaw
3	Aspull Church Primary School , Bolton Road, Aspull, Wigan, Lancashire, WN2 1QW	01942 746679	Mrs Jennifer B Clarke
50	Atherton St George's CofE Primary School , Derby Street, Atherton, Manchester, Lancashire, M46 0HJ	01942 883971	Mrs Rachael Britner
20	Audenshaw Primary School , Ash Street, Audenshaw, Manchester, Lancashire, M34 5NG	0161 3702504	Mr J P Gray
55	Baguley Hall Primary School , Ackworth Drive, Baguley, Wythenshawe, Manchester, Lancashire, M23 1LB	0161 9982090	Mr John McKie
12	Bamford Primary School , Belgium Street, Bamford, Rochdale, Lancashire, OL11 5PS	01706 631496	Ms Cherie Rivero
11	Banks Lane Junior School , Hempshaw Lane, Stockport, Cheshire, SK1 4PR	0161 4802330	Mrs J M Caygill
52	Barlow Hall Primary School , Darley Avenue, Chorlton-cum-Hardy, Manchester, Lancashire, M21 7JG	0161 8812158	Ms Jayne Kennedy
43	Barton Clough Primary School , Audley Avenue, Stretford, Manchester, Lancashire, M32 9TG	0161 7487539	Mr Liam Trippier
52	Barton Moss Community Primary School , Trippier Road, Peel Green, Eccles, Manchester, Lancashire, M30 7PT	0161 9211840	Ms Kelly Morgan
33	Beal Vale Primary School , Salts Street, Shaw, Oldham, Lancashire, OL2 7SY	01706 847185	Mr John Richards
3	Beaumont Primary School , Wendover Drive, Ladybridge, Bolton, Lancashire, BL3 4RX	01204 652149	Mrs Valerie Fryer
11	Beaver Road Primary School , Beaver Road, Didsbury, Manchester, Lancashire, M20 6SX	0161 4459337	Mrs P M Thomas
36	Bedford Hall Methodist Primary School , Breaston Avenue, Leigh, Lancashire, WN7 3DJ	01942 672614	Mrs Barbara Hatch
50	Beech Hill Community Primary School , Netherby Road, Beech Hill, Wigan, Lancashire, WN6 7PT	01942 243582	Mrs Janet Seddon
39	Beech Street Community Primary School , Beech Street, Winton, Eccles, Manchester, Lancashire, M30 8GB	0161 7891553	Mrs P Carr
54	Beever Primary School , Moorby Street, Oldham, Gtr Manchester, OL1 3QU	0161 7708351	Mr Greg Oates
57	Belfield Community School , Samson Street, Belfield, Rochdale, Lancashire, OL16 2XW	01706 341363	Mrs Irene Maguire
57	Benchill Primary School , Benchill Road, Wythenshawe, Manchester, Lancashire, M22 8EJ	0161 9983075	Mrs Brenda Portman
28	Bickershaw CofE Primary School , Bickershaw Lane, Bickershaw, Wigan, Lancashire, WN2 4AE	01942 866317	Mr P Radcliffe
51	Birchfields Primary School , Lytham Road, Fallowfield, Manchester, Lancashire, M14 6PL	0161 2243892	Mrs J Rule
50	Bishop Bridgeman CofE Primary School , Rupert Street, Bolton, Lancashire, BL3 6PY	01204 333466	Miss Jill Bingham
23	Blackrod Anglican/Methodist Primary School , Vicarage Road West, Blackrod, Bolton, Lancashire, BL6 5DE	01204 333520	Mr James Royal
3	Blackrod Primary School , Manchester Road, Blackrod, Bolton, Lancashire, BL6 5SY	01204 333488	Mr Ian Dryurgh
25	Blackshaw Lane Junior and Infant School , Blackshaw Lane, Heyside, Royton, Oldham, Lancashire, OL2 6NT	0161 7706711	Mrs A McCormick
32	Blackshaw Primary School , Bideford Drive, Bolton, Lancashire, BL2 6TE	01204 333505	Mrs Lynda Lescure
47	Boarshaw Community Primary School , Stanycliffe Lane, Middleton, Manchester, Lancashire, M24 2PB	0161 6539536	Mr P J Good
10	Bollin Primary School , Apsley Grove, Bowdon, Altrincham, Cheshire, WA14 3AH	0161 9288900	Mrs M A Downs
18	Bolshaw Primary School , Cross Road, Heald Green, Cheadle, Cheshire, SK8 3LW	0161 4376886	Mr A Beckett
1	Bolton Parish Church CofE Primary School , Kestor Street, Bolton, Lancashire, BL2 2AN	01204 333433	Mrs Christine Jones
57	Bolton St Catherine's Academy , Newby Road, Brightmet, Bolton, BL2 5JB	01204 332533	Mr Lee Harris
6	Boothstown Methodist Primary School , 6 Chapel Street, Boothstown, Worsley, Manchester, Lancashire, M28 1DG	0161 7903263	Mr G Jones
2	Bowdon CofE Primary School , Grange Road, Bowdon, Altrincham, Cheshire, WA14 3EX	0161 9288907	Mr Neil Hoskinson
46	Bowker Vale Primary School , Middleton Road, Crumpsall, Manchester, Lancashire, M8 4NB	0161 7405993	Mr I Lawton
54	Bowness Primary School , Church Street, Little Lever, Bolton, Lancashire, BL3 1BT	01204 333140	Mrs Denise Cooney
22	Bradley Green Community Primary School , Bradley Green Road, Newton, Hyde, Cheshire, SK14 4NA	0161 3682166	Mrs Catherine How
20	Bradshaw Hall Primary School , Vernon Close, Cheadle Hulme, Cheadle, Cheshire, SK8 6AN	0161 2827858	Mrs J Lowe
37	Brandwood Primary School , Brandwood Street, Bolton, Lancashire, BL3 4BG	01204 333444	Mrs Rosemary Jones
40	Bredbury Green Primary School , Clapgate, Romiley, Stockport, Cheshire, SK6 3DG	0161 4303078	Mrs K M Buckley
34	Brentnall Primary School , Northumberland Street, Higher Broughton, Salford, Lancashire, M7 4RP	0161 7924317	Mr C Marriott
57	Bridge Hall Primary School , Siddington Avenue, Bridge Hall, Stockport, Cheshire, SK3 8NR	0161 4807889	Miss Kirsty Holden
36	Bridgewater Primary School , Bridgewater Street, Little Hulton, Manchester, Lancashire, M38 9WD	0161 7902281	Mrs J Ogg
53	Brimrod Community Primary School , Holborn Street, Rochdale, Lancashire, OL11 4NB	01706 647146	Mrs Sandra Hartley
44	Briscoe Lane Primary School , Briscoe Lane, Newton Heath, Manchester, Lancashire, M40 2TB	0161 6811783	Mr Christopher O'shaughnessy
36	Britannia Bridge Primary School , Parliament Street, Lower Ince, Wigan, Lancashire, WN3 4JH	01942 760036	Mrs K McBride
20	Broad Oak Primary School , Broad Oak Lane, East Didsbury, Manchester, Lancashire, M20 5QB	0161 4456577	Mrs Joanna Williams
20	Broadbent Fold Primary School and Nursery , Tennyson Avenue, Dukinfield, Cheshire, SK16 5DP	0161 3039411	Mrs Deborah Mason

Family	School	Telephone	Headteacher
19	Broadbottom Church of England Primary School , Mottram Road, Broadbottom, Hyde, Cheshire, SK14 6BB	01457 762382	Mrs Esther Baland
56	Broadfield Community Primary School , Sparrow Hill, Rochdale, Lancashire, OL16 1QT	01706 647580	Mrs Kathryn Knight
46	Broadfield Primary School , Goddard Street, Oldham, Lancashire, OL8 1LH	0161 6653030	Ms Stennett
36	Broadheath Primary School , Sinderland Road, Broadheath, Altrincham, Cheshire, WA14 5JQ	0161 9284748	Mrs J C Shaughnessy
55	Broadhurst Primary School , Williams Road, Moston, Manchester, Lancashire, M40 0BX	0161 6814288	Mr Alan Barrand
46	Broadoak Primary School , Norman Road, Ashton-under-Lyne, Lancashire, OL6 8QG	0161 3303105	Ms Freda Goddard
17	Broadoak Primary School , Fairmount Road, Swinton, Manchester, Lancashire, M27 0EP	0161 7942326	Mr E Connolly
15	Broadstone Hall Primary School , Broadstone Hall Road Sout, Heaton Chapel, Stockport, Cheshire, SK4 5JD	0161 4321916	Mr A Heaton
13	Brookburn Community School , Brookburn Road, Chorlton-cum-Hardy, Manchester, Lancashire, M21 8EH	0161 8818880	Mr J B Clegg
1	Brooklands Primary School , Woodbourne Road, Sale, Cheshire, M33 3SY	0161 9733758	Mr S J Cole
18	Brookside Primary School , Ashbourne Drive, High Lane, Stockport, Cheshire, SK6 8DB	01663 763943	Mr George Bulman
36	Broomwood Primary School , Mainwood Road, Timperley, Altrincham, Cheshire, WA15 7JU	0161 9804968	Mrs A Wood
10	Broughton Jewish Cassel Fox Primary School , Legh Road, Salford, Lancashire, M7 4RT	0161 7927773	Rabbi D Kerbel
54	Brownlow Fold Primary School , Darley Street, Bolton, Lancashire, BL1 3DX	01204 333511	Mrs Janet Pearson
43	Bryn St Peter's CofE Primary School , Downall Green Road, Ashton-in-Makerfield, Wigan, Lancashire, WN4 0DL	01942 204041	Mr C J Calderbank
12	Buckstones Junior and Infant School , Delamere Avenue, Shaw, Oldham, Lancashire, OL2 8HN	01706 844308	Miss Sarah Healey
30	Buckton Vale Primary School , Swallow Lane, Carrbrook, Stalybridge, Cheshire, SK15 3NU	01457 833102	Mrs A Bowles
58	Burnley Brow Community School , Victoria Street, Chadderton, Oldham, Lancashire, OL9 0BY	0161 7703137	Mrs Michelle A Lee
4	Bury and Whitefield Jewish Primary School , Parr Lane, Bury, Lancashire, BL9 8JT	0161 7662888	Miss C S Potter
32	Butterstile Primary School , School Grove, Prestwich, Manchester, Lancashire, M25 9RJ	0161 7985680	Mrs Kathryn O'doherty
35	Button Lane Primary School , Button Lane, Northern Moor, Manchester, Lancashire, M23 0ND	0161 9451965	Miss Lynn Perry
43	Cadishead Primary School , Allotment Road, Cadishead, Manchester, Lancashire, M44 5JD	0161 7752217	Mr Michael Gaskill
33	Caldershaw Primary School , Edenfield Road, Rochdale, Lancashire, OL12 7QL	01706 658623	Mrs Lesley Isherwood
39	Cale Green Primary School , Shaw Road South, Shaw Heath, Stockport, Cheshire, SK3 8JG	0161 4802715	Mr D Marshall
32	Cams Lane Primary School , Cams Lane, Radcliffe, Manchester, Lancashire, M26 3SW	0161 7248018	Mr G W Ashforth
5	Canon Burrows CofE Primary School , Oldham Road, Ashton-under-Lyne, Lancashire, OL7 9ND	0161 3304755	Mrs Elaine Horridge
40	Canon Johnson CofE Primary School , Elgin Street, Ashton-under-Lyne, Lancashire, OL7 9DD	0161 3303169	Mrs Susan Wilson
43	Canon Sharples Church of England Primary School and Nursery , Whelley, Wigan, Lancashire, WN2 1BP	01942 776188	Mr Roy Mason
52	Castle Hill Primary School , Castle Hill Street, Tonge Moor, Bolton, Lancashire, BL2 2JT	01204 332766	Mr I Abram
41	Castle Hill St Philip's CofE Primary School , Hereford Road, Hindley, Wigan, Lancashire, WN2 4DH	01942 255578	Mrs Jill Brennan
53	Castleton Primary School , Hillcrest Road, Castleton, Rochdale, Lancashire, OL11 2QD	01706 631858	Miss Lindsay Torrance
38	Cavendish Primary School , Cavendish Road, West Didsbury, Manchester, Lancashire, M20 1JG	0161 2341020	Ms J Marland
4	Chadderton Hall Junior School , Chadderton Hall Road, Chadderton, Oldham, Lancashire, OL9 0BN	0161 6246296	Miss P Adey
7	Chantlers Primary School , Foulds Avenue, Bury, Lancashire, BL8 2SF	0161 7611074	Mr J R Pashley
51	Chapel Street Primary School , Chapel Street, Levenshulme, Manchester, Lancashire, M19 3GH	0161 2241269	Mr Andrew Litchfield
41	Chapelfield Primary School , Clough Street, Radcliffe, Manchester, Lancashire, M26 1LH	0161 7235519	Mr David Humes
45	Charlestown Community Primary School , Lissadel Street, Salford, Greater Manchester, M6 6GL	0161 7376826	Mr Daniel Gould
52	Charlestown Community Primary School , Pilkington Road, Blackley, Manchester, Lancashire, M9 7BX	0161 7403529	Mrs S Starkey
1	Cheadle Catholic Junior School , Conway Road, Cheadle Hulme, Cheadle, Cheshire, SK8 6DB	0161 4853754	Mrs C Robinson
39	Cheadle Heath Primary School , Edgeley Road, Cheadle Heath, Stockport, Cheshire, SK3 0RJ	0161 4282476	Ms Christine Meekley
18	Cheadle Primary School , Ashfield Road, Cheadle, Cheshire, SK8 1BB	0161 4285026	Mrs Julie Hackney
44	Cheetham CofE Community School , Halliwell Lane, Cheetham Hill, Manchester, Lancashire, M8 9FR	0161 7405996	Mr P Barnes
35	Cheetwood Primary School , Waterloo Road, Cheetham, Manchester, Lancashire, M8 8EJ	0161 8342104	Ms Barbara Oxton
36	Cherry Tree Primary School , Highfield Road, Farnworth, Bolton, Lancashire, BL4 0NS	01204 333033	Ms Anthea Michel
4	Chesham Primary School , Talbot Grove, Bury, Lancashire, BL9 6PH	0161 7644927	Mr P D L Hudson
43	Chorley New Road Primary School , Chorley New Road, Horwich, Bolton, Lancashire, BL6 6EW	01204 697835	Mr Andrew Hurst
4	Chorlton CofE Primary School , Vicars Road, Chorlton-cum-Hardy, Manchester, Lancashire, M21 9JA	0161 8816798	Mrs P C Charleston
27	Chorlton Park Primary School , Barlow Moor Road, Chorlton-cum-Hardy, Manchester, Lancashire, M21 7HH	0161 8811621	Mr David Watson
41	Chowbent Primary School , Laburnum Street, Atherton, Manchester, Lancashire, M46 9FP	01942 883410	Mrs Sharon Sanderson
26	Christ Church Ainsworth Church of England Primary School , Tommy Lane, Ainsworth, Bolton, Lancashire, BL2 5SQ	01204 527484	Mr David Gerrard
7	Christ Church CofE (Aided) Primary School , Church Street, Walshaw, Bury, Lancashire, BL8 3AX	01204 883415	Mr I M Young

142 Families of Schools

Family	School	Telephone	Headteacher
31	Christ Church CofE Primary School , Crawley Way, off Denton Lane, Chadderton, Oldham, Lancashire, OL9 9ED	0161 6240907	Mr S Rigby
44	Christ Church CofE Primary School , Nelson Street, Patricroft, Eccles, Manchester, Lancashire, M30 0GZ	0161 9211955	Mrs Karen E Orrell
25	Christ Church CofE Primary School , Delph Road, Denshaw, Oldham, Lancashire, OL3 5RY	01457 874554	Mrs Susan Callaghan
31	Christ Church CofE Primary School , Pennington, West Bridgewater Street, Pennington, Leigh, Lancashire, WN7 4HB	01942 673667	Mrs Diane Martindale
12	Christ The King RC Primary School , Holly Avenue, Worsley, Manchester, Lancashire, M28 3DW	0161 7904329	Mrs Rosanne Eckersley
35	Christ The King RC Primary School Manchester , Culcheth Lane, Newton Heath, Manchester, Lancashire, M40 1LU	0161 6812779	Mr P A Devlin
39	Church Road Primary School , Captains Clough Road, Bolton, Lancashire, BL1 5RU	01204 332777	Mr Stuart Hodson
57	Claremont Primary School , Claremont Road, Moss Side, Manchester, Lancashire, M14 7NA	0161 2262066	Ms P Dempsey
34	Clarendon Primary School , Clarendon Street, Bolton, Lancashire, BL3 6SF	01204 333411	Miss Naomi Richardson
32	Clarendon Road Community Primary School , Clarendon Road, Eccles, Manchester, Lancashire, M30 9BJ	0161 7894469	Mrs Jean Dunnet
53	Clarksfield Primary School , Grasmere Road, Oldham, Lancashire, OL4 1NG	0161 6651376	Mrs Barbara Entwistle
9	Claypool Primary School , Salisbury Road, Horwich, Bolton, Lancashire, BL6 6LN	01204 333426	Mrs Glenys Evans
28	Clifton Primary School , Wroe Street, Clifton, Swinton, Manchester, Lancashire, M27 6PF	0161 7944124	Miss Catherine Green
1	Cloverlea Primary School , Green Lane North, Timperley, Altrincham, Cheshire, WA15 7NQ	0161 9808338	Mr P Linnett
3	CofE School of The Resurrection , Pilgrim Drive, Beswick, Manchester, Lancashire, M11 3TJ	0161 2233163	Ms M Hogarth
45	Coppice Primary School , Burlington Avenue, Coppice, Oldham, Lancashire, OL8 1AP	0161 7703543	Mrs Diana Taylor
21	Corpus Christi RC Primary School , Stanley Road, Chadderton, Oldham, Lancashire, OL9 7HA	0161 6521275	Mr Andrew Sowerby
30	Corrie Primary School , Cemetery Road, Denton, Manchester, Lancashire, M34 6FG	0161 3364265	Mrs S Marland
54	Crab Lane Primary School , Crab Lane, Higher Blackley, Manchester, Lancashire, M9 8NB	0161 7402851	Ms Patricia Adams
48	Cravenwood Community Primary School , Cravenwood Road, Crumpsall, Manchester, M8 5AE	0161 7953380	Mrs Gudrun Heatley
31	Crompton Primary School , Longfield Road, Shaw, Oldham, Lancashire, OL2 7HD	01706 844134	Mr Martin Moore
49	Crossacres Primary School , Crossacres Road, Wythenshawe, Manchester, Lancashire, M22 5AD	0161 4371272	Mr Phil Newsholme
12	Crossgates Primary School , Kiln Lane, Milnrow, Rochdale, Lancashire, OL16 3HB	01706 654573	Mr Edward Aadahl
58	Crosslee Community Primary School , 1 Crosslee Road, Blackley, Manchester, Lancashire, M9 6TG	0161 7958493	Ms Michal Evans
51	Crowcroft Park Primary School , Northmoor Road, Longsight, Manchester, Lancashire, M12 5SY	0161 2245914	Mrs Danuta Brightwell
51	Crumpsall Lane Primary School , Crumpsall Lane, Crumpsall, Manchester, Lancashire, M8 5SR	0161 7403741	Mrs S A Barrett
31	Dane Bank Primary School , Thornley Lane South, Reddish, Stockport, Cheshire, SK5 6QG	0161 3365896	Mr M Cruden
23	Davyhulme Junior School , Canterbury Road, Davyhulme, Manchester, Lancashire, M41 0RX	0161 7483392	Mr P McDowell
46	Deeplish Community Primary School , Derby Street, Rochdale, Lancashire, OL11 1LT	01706 647584	Ms Penny Burrow
5	Delph Primary School , Denshaw Road, Delph, Oldham, Lancashire, OL3 5HN	01457 874400	Mrs Alison Leigh
17	Denton West End Primary School , Balmoral Drive, Denton, Manchester, Lancashire, M34 2JX	0161 3363409	Mrs L Pennington
41	Devonshire Road Primary School , Devonshire Road, Bolton, Lancashire, BL1 4ND	01204 333614	Mrs Margaret Gregory
55	Dial Park Primary School , Halfmoon Lane, Offerton, Stockport, Cheshire, SK2 5LB	0161 4831445	Mrs Jennifer E Curzon
11	Didsbury CofE Primary School , Elm Grove, Didsbury, Manchester, Lancashire, M20 6RL	0161 4457144	Mr M Whitehead
17	Didsbury Road Primary School , Didsbury Road, Heaton Mersey, Stockport, Cheshire, SK4 3HB	0161 4322240	Mr T J Kendrick
5	Diggle School , Sam Road, Diggle, Oldham, Lancashire, OL3 5PU	0161 7705246	Mrs Angela Covey
30	Dowson Primary School , Marlborough Road, Hyde, Cheshire, SK14 5HU	0161 3660177	Mrs Janet Anne Rathburn
55	Dukesgate Primary School , Earlesdon Crescent, Little Hulton, Salford, Lancashire, M38 9HF	0161 7992210	Mrs S Darley
7	Eagley Junior School , Chapeltown Road, Bromley Cross, Bolton, Lancashire, BL7 9AT	01204 333708	Mrs Kathryn Wilkinson
31	East Crompton St George's CofE School , George Street, Shaw, Oldham, Lancashire, OL2 8HG	01706 847502	Mrs Julie Cooper
4	East Crompton St James CofE Primary School , St James Street, Shaw, Oldham, Lancashire, OL2 7TD	01706 847360	Mrs Maureen Barnett
36	East Ward Community Primary School , Willow Street, Bury, Lancashire, BL9 7QZ	0161 7646065	Mr Ross McMurdo
16	Eatock Primary School , St George's Avenue, Daisy Hill, Westhoughton, Bolton, Lancashire, BL5 2ER	01942 634672	Miss Naomi Richardson
3	Egerton Primary School , Cox Green Road, Egerton, Bolton, Lancashire, BL7 9RE	01204 333530	Mrs Anne Quigley
6	Ellenbrook Community Primary School , Longwall Avenue, Ellenbrook, Worsley, Manchester, Lancashire, M28 7PS	0161 7996347	Mr McNulty
25	Elm Wood Primary School , Elm Street, Middleton, Manchester, Lancashire, M24 2EG	0161 2870607	Mr A Torr
17	Elmridge Primary School , Wilton Drive, Halebarns, Wilton Drive Halebarns, Altrincham, Cheshire, WA15 0JF	0161 9804941	Mrs J Appleyard
41	Elton Community Primary School , Alston Street, Bury, Lancashire, BL8 1SB	0161 7052674	Mr Antony Emmott

Family	School	Telephone	Headteacher
3	Emmanuel Holcombe Church of England Primary School , Helmshore Road, Holcombe, Bury, Lancashire, BL8 4PA	01706 823498	Mr Tim Power
13	English Martyrs' RC Primary School , Wycliffe Road, Urmston, Manchester, Lancashire, M41 5AH	0161 7487257	Mr T J O'Brien
20	Etchells Primary School , East Avenue, Heald Green, Cheadle, Cheshire, SK8 3DL	0161 4371792	Mrs L Holebrook
21	Fairfield Community Primary School , Rochdale Old Road, Bury, Lancashire, BL9 7SD	0161 7641559	Mr C Ashley
40	Fairfield Road Primary School , Fairfield Road, Droylsden, Manchester, Lancashire, M43 6AF	0161 3703625	Mrs Catherine Dobson
19	Fairway Primary School , The Fairway, Offerton, Stockport, Cheshire, SK2 5DR	0161 4831873	Mrs L Boyle
38	Fiddlers Lane Community Primary School , Fiddlers Lane, Irlam, Salford, Lancashire, M44 6QE	0161 7752490	Mrs Julie Carson
47	Fir Bank Primary School , Grasmere Road, Royton, Oldham, Lancashire, OL2 6SJ	0161 6249577	Mrs Hazel Mackay
55	Fir Tree Primary School , Browning Road, North Reddish, Stockport, Cheshire, SK5 6JW	0161 4322423	Mrs Linda Harrison
36	Firs Primary School , Firs Road, Sale, Cheshire, M33 5EL	0161 9123672	Mrs Janet Lakin Wood
1	Flixton Junior School , Delamere Road, Flixton, Urmston, Manchester, Lancashire, M41 5QL	0161 7485141	Mr Jason Redmond
51	Flowery Field Primary School , Main Street, off Old Road, Hyde, Cheshire, SK14 4SN	0161 3681466	Mrs Yvonne Daly
54	Forest Gate Community Primary School , Daniel Adamson Avenue, Partington, Manchester, M31 4PN	0161 7754356	Mrs Shirley Styles
45	Freehold Community Junior Infant and Nursery School , Sidmouth Street, Oldham, Lancashire, OL9 7RG	0161 2872575	Mrs J Willetts
5	Friezland Primary School , Church Road, Greenfield, Oldham, Lancashire, OL3 7LN	01457 872601	Mrs K Jane Wallace
16	Garrett Hall Primary School , Garrett Lane, Tyldesley, Manchester, Lancashire, M29 7EY	01942 883340	Mrs L B McArdle
52	Gaskell Community Primary School , Thomas Holden Street, Bolton, Lancashire, BL1 2QG	01204 333666	Miss Alison Nightingale
18	Gatley Primary School , Hawthorn Road, Gatley, Cheadle, Cheshire, SK8 4NB	0161 4286180	Mr D W Jenkins
20	Gee Cross Holy Trinity CofE Primary School , Higham Lane, Gee Cross, Hyde, Cheshire, SK14 5LX	0161 3682911	M Gormley
6	Gilded Hollins Community School , St Helens Road, Leigh, Lancashire, WN7 3PQ	01942 678903	Mr Sa Higginson
50	Gilnow Primary School , Gilnow Gardens, Gilnow Road, Bolton, Lancashire, BL1 4LG	01204 333724	Mrs B True
28	Godfrey Ermen Memorial CofE Primary School , School Road, Eccles, Manchester, Lancashire, M30 7BJ	0161 7894382	Ms Jennifer Clancy
5	Godley Community Primary School , St John's Drive, Godley, Hyde, Cheshire, SK14 2QB	0161 3683162	Mrs Lynda Johnson
24	Golborne Community Primary School , Talbot Street, Golborne, Warrington, Cheshire, WA3 3NN	01942 726059	Mr Paul Ryan
22	Gorse Hall Primary and Nursery School , Forester Drive, Stalybridge, Cheshire, SK15 2DP	0161 3384262	Mr De Harrison
33	Gorse Hill Primary School , Burleigh Road, Stretford, Manchester, Lancashire, M32 0PF	0161 8651209	Mr A Hargrave
41	Gorsefield Primary School , Robertson Street, Radcliffe, Manchester, Lancashire, M26 4DW	0161 7259750	Mr C Blomerley
52	Gorton Mount Primary School , Mount Road, Gorton, Manchester, Lancashire, M18 7GR	0161 2245526	Mr Andrew Morley
8	Great Moor Junior School , Southwood Road, Great Moor, Stockport, Cheshire, SK2 7DG	0161 4834987	Mr P Berry
19	Greave Primary School , Werneth Road, Woodley, Stockport, Cheshire, SK6 1HR	0161 4306318	Mrs S Johnson
51	Green End Primary School , Burnage Lane, Burnage, Manchester, Lancashire, M19 1DR	0161 2196650	Mr Ian Bradbury
56	Greenacres Junior Infant and Nursery School , Dunkerley Street, Oldham, Lancashire, OL4 2AX	0161 6241802	Ms Caroline Ireland
53	Greenbank Primary School , Greenbank Road, Rochdale, Lancashire, OL12 0HZ	01706 647923	Mr K R Crowther
5	Greenfield Primary School , Shaw Street, Greenfield, Oldham, Lancashire, OL3 7AA	01457 872831	Mr M Wood
56	Greenfield Primary School and Early Years Centre , Queen Street, Hyde, Cheshire, SK14 1QD	0161 3681898	Mrs Nasira Frost
25	Greenfield St Mary's CofE School , Manchester Road, Greenfield, Oldham, Lancashire, OL3 7DW	01457 872264	Mrs Helen Rowland
51	Greenhill Primary School , Harmony Street, Oldham, Lancashire, OL4 1RR	0161 7703261	Mrs S Dixie
7	Greenhill Primary School , Mile Lane, Bury, Lancashire, BL8 2JH	0161 7647298	Mr Martyn Pilling
2	Greenmount Primary School , Holhouse Lane, Greenmount, Bury, Lancashire, BL8 4HD	01204 884031	Mrs J Howard
39	Greenside Primary School and Children's Centre , Greenside Lane, Droylsden, Manchester, Lancashire, M43 7RA	0161 3708496	Mr J M Rogers
19	Greswell Primary School and Nursery , Percy Road, Denton, Manchester, Lancashire, M34 2DH	0161 3366854	Mrs C M Mylchreest
32	Grosvenor Road Primary School , Parkgate Drive, Swinton, Manchester, Lancashire, M27 5LN	0161 7941096	Ms Alison Cookson
26	Guardian Angels Roman Catholic Primary School , Bury, Leigh Lane, Bury, Lancashire, BL8 2RH	0161 7644014	Mr J D Harrison
51	Hamer Community Primary School , Albert Royds Street, Rochdale, Lancashire, OL16 2SU	01706 631675	Mrs Jan Smith
7	Hardy Mill Primary School , Belmont View, Harwood, Bolton, Lancashire, BL2 3QJ	01204 333770	Miss C Wilkinson
57	Harpur Mount Primary School , Alfred Street, Harpurhey, Manchester, Lancashire, M9 5XR	0161 2054993	Ms Toni Clare Rochelle Jackson
9	Harwood Meadows Primary School , Orchard Gardens, Harwood, Bolton, Lancashire, BL2 3PS	01204 333702	Ms Siobain Barnes
55	Harwood Park Primary School , Hardfield Street, Heywood, Lancashire, OL10 1DG	01706 369592	Mrs J E Pickles
34	Haslam Park Primary School , Wigan Road, Bolton, Lancashire, BL3 5QL	01204 333393	Miss Mya Freeman
58	Haveley Hey Community School , Nearbrook Road, Benchill, Manchester, Lancashire, M22 9NS	0161 2341188	Miss Lesley Maddock
40	Hazel Grove Primary School , Chapel Street, Hazel Grove, Stockport, Cheshire, SK7 4JH	0161 4833699	Mrs Jean Burston
23	Hazlehurst Community Primary School , Geoffrey Street, Ramsbottom, Bury, Lancashire, BL0 9PQ	01706 822002	Mr Mark Golding

Family	School	Telephone	Headteacher
58	Heald Place Primary School , Heald Place, Rusholme, Manchester, Lancashire, M14 7PN	0161 2247079	Mrs R Martin
12	Healey Foundation Primary School , Earnshaw Avenue, Rochdale, Lancashire, OL12 0ST	01706 522770	Mrs Susan Taylor
21	Heap Bridge Village Primary School , Heap Brow, Heap Bridge, Bury, Lancashire, BL9 7JP	0161 7645686	Mrs Marie Boardman
26	Heathfield Primary School , Henniker Road, Bolton, Lancashire, BL3 3TP	01204 333595	Mrs Dianne Spencer
39	Heaton Park Primary School , Cuckoo Lane, Whitefield, Manchester, Lancashire, M45 6TE	0161 7739554	Miss M Gunnell
51	Heybrook Primary School , Park Road, Rochdale, Lancashire, OL12 9BJ	01706 647201	Mr Rod Weatherhead
13	Heyes Lane Junior School , Crofton Avenue, Timperley, Altrincham, Cheshire, WA15 6BZ	0161 9739850	Mrs C A Royle
33	Hey-with-Zion Primary School , Rowland Way, Lees, Oldham, Lancashire, OL4 3LQ	0161 6203860	Mrs Denise Luke
2	High Lane Primary School , Andrew Lane, High Lane, Stockport, Cheshire, SK6 8JQ	01663 762378	Ms Ellen McNamara
9	High Lawn Primary School , Holden Avenue, Sharples, Bolton, Lancashire, BL1 7EX	01204 332728	Mr M Williams
40	Higher Failsworth Primary School , Stansfield Road, Failsworth, Failsworth, M35 9EA	0161 6812645	Mrs Susan Kitchen
47	Higher Folds Primary School , Queensway, Higher Folds, Leigh, Lancashire, WN7 2XG	01942 769712	Mrs M E Naylon
23	Higher Lane Primary School , Egerton Road, Whitefield, Manchester, Lancashire, M45 7EX	0161 7662005	Mrs V Eustice
57	Higher Openshaw Community School , Saunton Road, Higher Openshaw, Manchester, Lancashire, M11 1AJ	0161 2233549	Mr J McAllister
43	Highfield Primary School , Marsh Lane, Farnworth, Bolton, Lancashire, BL4 0AP	01204 571749	Mr David Glyn-Jones
31	Highfield Primary School , Bridgenorth Avenue, Bradfield Road, Urmston, Manchester, Lancashire, M41 9PA	0161 7486096	Mr Charles Parfitt
9	Highfield St Matthew's CofE Primary School , Billinge Road, Pemberton, Wigan, Lancashire, WN3 6BL	01942 747818	Mrs E Tyrrell
28	Hilton Lane Primary School , Madam's Wood Road, Little Hulton, Worsley, Manchester, Lancashire, M28 0JY	0161 7904357	Mr J L Pridden
43	Hindley All Saints CofE Primary School , Chapel Fields Lane, Hindley, Wigan, Lancashire, WN2 3QS	01942 255577	Mr K Ward
24	Hindley Green Primary School , Thomas Street, Hindley Green, Wigan, Lancashire, WN2 4SS	01942 255406	Mrs S J Bray
26	Hindley Green St John's Junior and Infant School , Atherton Road, Hindley Green, Wigan, Lancashire, WN2 4SD	01942 255396	Miss Beverley Taylor
24	Hindley Junior and Infant School , Argyle Street, Hindley, Wigan, Lancashire, WN2 3PN	01942 255339	Mrs Claire Nash
41	Hindsford CofE Primary School , Lodge Road, Atherton, Manchester, Lancashire, M46 9BL	01942 882409	Mrs Lindsey Apps
12	Hodge Clough Junior School , Conduit Street, Moorside, Oldham, Lancashire, OL1 4JX	0161 6244826	Mr Neil Cavanagh
12	Holcombe Brook Primary School , Longsight Road, Holcombe Brook, Bury, Lancashire, BL0 9TA	01204 882304	Mr Graham Howarth
17	Holden Clough Community Primary School , St Albans Avenue, Ashton-under-Lyne, Lancashire, OL6 8XN	0161 3305248	Mrs Beverley McGowan
47	Hollin Primary School , Waverley Road, Middleton, Manchester, Lancashire, M24 6JG	0161 6435148	Miss Margarette Chapman
30	Hollingworth Primary School , Market Street, Hollingworth, Hyde, Cheshire, SK14 8LP	01457 762136	Mr Philip A Davies
33	Hollins Grundy Primary School , off Hollins Lane, Off Hollins Lane, Bury, Lancashire, BL9 8AT	0161 7960476	Mr Simon Waddington
4	Holly Mount Roman Catholic Primary School , Bury, Hollymount Lane, Greenmount, Bury, Lancashire, BL8 4HS	01204 882770	Mr D Golding
32	Holy Cross and All Saints RC Primary School , Trafford Road, Eccles, Manchester, Lancashire, M30 0JA	0161 7894386	Mr Vincent Sheedy
44	Holy Cross CofE Primary School , Horsedge Street, Oldham, OL1 3PU	0161 7705522	Mrs Diane Blomeley
31	Holy Family Catholic Primary School , Old Hall Road, Sale, Cheshire, M33 2JA	0161 9625397	Mrs D Penny
43	Holy Family Catholic Primary School Platt Bridge , Wigan Street, Platt Bridge, Wigan, Lancashire, WN2 5JF	01942 704148	Mrs Denise Marsh
35	Holy Family RC Primary School , Lime Green Road, Oldham, Lancashire, OL8 3NG	0161 6522400	Mrs C Gill
7	Holy Family RC Primary School , New Springs, Wigan, Longfield Street, New Springs, Wigan, Lancashire, WN2 1EL	01942 246376	Mrs Julie McDonald
21	Holy Family Roman Catholic Primary School , Rochdale, Great Gates Road, Rochdale, Lancashire, OL11 2DA	01706 640480	Mrs M Roberts
16	Holy Family Roman Catholic School Boothstown , Kendal Road, Boothstown, Worsley, Manchester, Lancashire, M28 1AG	0161 7902123	Mrs Anne Farrell
26	Holy Infant and St Anthony RC Primary School , Mitre Street, Astley Bridge, Bolton, Lancashire, BL1 6QJ	01204 333111	Mrs C M Lawton
37	Holy Name Roman Catholic Primary School Manchester , Denmark Road, Moss Side, Manchester, Lancashire, M15 6JS	0161 2266303	Mrs Catherine Gordon
21	Holy Rosary RC Junior Infant and Nursery School , Fir Tree Avenue, Fitton Hill, Oldham, Lancashire, OL8 2SR	0161 6243035	Mrs Barbara Morris
25	Holy Trinity Church of England Primary School , Victoria Street, Littleborough, Lancashire, OL15 9DB	01706 378061	Mr D Hargreaves
2	Holy Trinity CofE Dobcross Primary School , Delph New Road, Dobcross, Oldham, Lancashire, OL3 5BP	01457 872860	Mrs E A Rooke

Family	School	Telephone	Headteacher
57	Holy Trinity CofE Primary School , Kenyon Street, Ashton-under-Lyne, Lancashire, OL6 7DU	0161 3301065	Mrs K I Menmuir
54	Holy Trinity CofE Primary School , Capstan Street, Blackley, Manchester, Lancashire, M9 4DU	0161 2051216	Mrs Laura Jeffrey
46	Holy Trinity Primary School , Cecil Street, Bury, Lancashire, BL9 0SB	0161 7642993	Mr S H Paine
4	Hopwood Community Primary School , Magdala Street, Heywood, Lancashire, OL10 2HN	01706 360494	Mrs Gillian Sarginson
58	Horton Mill Community Primary School , Southlink, Glodwick, Oldham, OL4 1GL	0161 6331711	Ms S Crowson
26	Horwich Parish CofE Primary School , Church Street, Horwich, Bolton, Lancashire, BL6 6AA	01204 333147	Mr Alan Beedie
42	Hurst Knoll St James' Church of England Primary School , Ladbrooke Road, Ashton-under-Lyne, Lancashire, OL6 8JS	0161 3304049	Mrs Susan Nelson
1	Hursthead Junior School , Kirkstead Road, Cheadle Hulme, Cheadle, Cheshire, SK8 7PZ	0161 4396961	Mrs Carol Williams
36	Ince CofE Primary School , Charles Street, Ince, Wigan, Lancashire, WN2 2AL	01942 245218	Miss Jillian Hyde
41	Ince St Mary's CofE Primary School , Derby Street, Spring View, Wigan, Lancashire, WN3 4TJ	01942 866416	Mrs Gillian Talbot
33	Irlam Endowed Primary School , Chapel Road, Irlam, Manchester, Lancashire, M44 6EE	0161 7752911	Ms Jill Da Costa
16	Irlam Primary School , Liverpool Road, Irlam, Manchester, Lancashire, M44 6NA	0161 7752015	Mrs V Rutty
17	James Brindley Community Primary School , Parr Fold Avenue, Walkden, Worsley, Manchester, Lancashire, M28 7HE	0161 7908050	Mrs Eilish Peliza
54	Johnson Fold Community Primary School , Worston Avenue, Johnson Fold, Bolton, Lancashire, BL1 5UG	01204 333011	Mrs Ruth Dean
9	Kearsley West Primary School , Primrose Street, Kearsley, Bolton, Lancashire, BL4 9BZ	01204 332600	Mr Bernard F Wright
56	Kentmere Primary School , Kentmere Avenue, Smallbridge, Rochdale, Lancashire, OL12 9EE	01706 647533	Mrs Carmel Seston
5	King David Junior School , Wilton Polygon, Bury Old Road, Crumpsall, Manchester, Lancashire, M8 5DJ	0161 7415090	Mr P Parker
40	King's Road Primary School , King's Road, Firwood, Old Trafford, Old Trafford, M16 0GR	0161 8813571	Mrs M Galt
13	Kingsway Primary School , Kingsway Park, Davyhulme, Urmston, Manchester, Lancashire, M41 0SP	0161 7481867	Mrs Alison Bowden
5	Knowsley Junior School , Stoneleigh Road, Springhead, Oldham, Lancashire, OL4 4BH	0161 6334433	Mrs Jane Goodwin
49	Ladybarn Primary School , Briarfield Road, Withington, Manchester, Lancashire, M20 4SR	0161 4454898	Mrs Lisa Vyas
20	Ladybridge Community Primary School , Broadford Road, Deane, Bolton, Lancashire, BL3 4NB	01204 333646	Mr Colin Watson
56	Ladybridge Primary School , Councillor Lane, Cheadle, Cheshire, SK8 2JF	0161 4285445	Mrs C Jackson
8	Ladybrook Primary School , Gleneagles Close, Seal Road, Bramhall, Stockport, Cheshire, SK7 2LT	0161 4398444	Mrs S Penny
8	Lane End Primary School , Ramillies Avenue, Cheadle Hulme, Cheadle, Cheshire, SK8 7AL	0161 4858071	Mr James Twigg
45	Langworthy Road Primary School , Langworthy Road, Salford, Lancashire, M6 5PP	0161 9211970	Mrs D E Hargreaves
58	Lark Hill Community Primary School , Liverpool Street, Salford, Lancashire, M5 4BJ	0161 7364056	Mr Liam Fry
55	Lark Hill Primary School , Northgate Road, Edgeley, Stockport, Cheshire, SK3 9PH	0161 4806295	Mrs Hazel Williams
39	Leigh Central Primary School , Windermere Road, Leigh, Lancashire, WN7 1UY	01942 673810	Mrs Yvonne Collinson
1	Leigh CofE Junior School , Henrietta Street, Leigh, Lancashire, WN7 1LP	01942 671389	Miss Deborah Lowe
42	Leigh Primary School , Walker Lane, Hyde, Cheshire, SK14 5PL	0161 3683366	Mrs Sue Mott
36	Leigh St Peter's CofE Junior School , Leigh Street, Leigh, Lancashire, WN7 4TP	01942 671442	Mrs P Jolley
28	Leigh Westleigh Methodist Primary School , Westleigh Lane, Leigh, Lancashire, WN7 5NJ	01942 702967	Mrs Anne Bowyer
24	Lever Edge Primary School , Lever Edge Lane, Bolton, Lancashire, BL3 3HP	01204 333677	Mrs F D Barry
36	Leverhulme Community Primary School , Brightmet Drive, Brightmet, Bolton, Lancashire, BL2 6EE	01204 333123	Mr Nigel Ashton
48	Lewis Street Primary School , Lewis Street, Patricroft, Eccles, Manchester, Lancashire, M30 0PU	0161 7894400	Ms Ros Munro
17	Light Oaks Junior School , Lancaster Road, Salford, Manchester, M6 8LU	0161 7891070	Mrs L Howard
27	Lily Lane Junior School , Kenyon Lane, Moston, Manchester, Lancashire, M40 9JP	0161 2051264	Mrs S A Keegan
45	Lime Tree Primary School , Budworth Road, Sale, Cheshire, M33 2RP	0161 9731554	Mr Simon Lee Beswick
27	Limehurst Junior Infant and Nursery School , White Bank Road, Oldham, Lancashire, OL8 3JQ	0161 7703140	Mr Mark Roberts
27	Limeside Primary School , Third Avenue, Limeside, Oldham, Lancashire, OL8 3SB	0161 6811756	Mrs E Hibbert
30	Linden Road Primary School and Hearing Impaired Resource Base , Linden Road, Denton, Manchester, Lancashire, M34 6EF	0161 3200002	Mr M James
46	Little Heaton Church of England Primary School , Boardman Lane, Middleton, Manchester, Lancashire, M24 4PU	0161 6434882	Mrs Lindsay Addington
12	Littleborough Community Primary School , Calderbrook Road, Littleborough, Lancashire, OL15 9HW	01706 378556	Mr Jb Hollingworth
28	Littlemoor Primary School , Littlemoor Lane, Oldham, Lancashire, OL4 2RR	0161 6244188	Mrs J A McLaren
21	Livingstone Primary School , Valeside, Mossley, Ashton-under-Lyne, Lancashire, OL5 0AP	01457 832495	Mrs Linda Zrada
28	Lord Street Primary School , Lord Street, Horwich, Bolton, Lancashire, BL6 7AL	01204 333547	Mrs Penelope Pollard
17	Lostock Primary School , Glengarth Drive, Lostock, Bolton, Lancashire, BL6 4PS	01204 333733	Miss Gill Smith
52	Lower Kersal Community Primary School , St Aidan's Grove, Salford, Lancashire, M7 3TN	0161 7922726	Mrs A M Shanley
1	Lowercroft Primary School , Ashington Drive, Bury, Lancashire, BL8 2TS	0161 7612798	Mrs J Boardman

Family	School	Telephone	Headteacher
53	Lowerplace Primary School , Kingsway, Rochdale, Lancashire, OL16 4UU	01706 648174	Mrs E Hibbert
43	Lowton Junior and Infant School , Newton Road, Lowton, Warrington, Cheshire, WA3 2AW	01942 673213	Mrs M Silcock
23	Lowton St Mary's CofE (Voluntary Aided) Primary School , Newton Road, Lowton, Warrington, Cheshire, WA3 1EW	01942 769710	Mrs L C Baker
23	Lowton West Primary School , Slag Lane, Lowton, Warrington, Cheshire, WA3 2ED	01942 724865	Mr John Howarth
8	Ludworth Primary School , Lower Fold, Marple Bridge, Stockport, Cheshire, SK6 5DU	0161 4271446	Mr Roary Pownall
25	Lum Head Primary School , Troutbeck Road, Gatley, Cheadle, Cheshire, SK8 4RR	0161 4287992	Miss Helen Smith
40	Lyndhurst Community Primary School , Hill Street, Dukinfield, Cheshire, SK16 4JS	0161 3307220	Mrs Beverley Allford
40	Lyndhurst Primary and Nursery School , Heron Street, Oldham, Lancashire, OL8 4JD	0161 7701473	Mr Andrew Feeley
9	Mab's Cross Primary School , Standishgate, Wigan, Lancashire, WN1 1XL	01942 749200	Mrs S Santus
30	Manchester Road Primary School , Manchester Road, Droylsden, Manchester, Lancashire, M43 6GD	0161 3703079	Mr R Wynn
27	Manley Park Primary School , College Road, Whalley Range, Manchester, Lancashire, M16 0AA	0161 8813808	Mr J M Ward
30	Manor Green Primary and Nursery School , Mancunian Road, Haughton Green, Denton, Manchester, Lancashire, M34 7NS	0161 3365864	Mrs Jackie Lomas
3	Markland Hill Primary School , Markland Hill, Bolton, Lancashire, BL1 5EJ	01204 332626	Mrs Janet Coysh
57	Marland Hill Community Primary School , Roch Mills Crescent, off Roch Valley Way, Rochdale, Lancashire, OL11 4QW	01706 647147	Mrs Yvonne Weatherhead
58	Marlborough Road Primary School , Marlborough Road, Salford, Lancashire, M7 4XU	0161 9212110	Mr Eugene Connolly
38	Marsh Green Primary School , Harrow Road, Marsh Green, Wigan, Lancashire, WN5 0EF	01942 222016	Mr P Duffy
26	Marus Bridge Primary School , Kelvin Grove, Marus Bridge, Wigan, Lancashire, WN3 6SP	01942 248129	Mr D Jones
41	Masefield Primary School , Masefield Road, Little Lever, Bolton, Lancashire, BL3 1NG	01204 333714	Mrs Claire Pennington Hope
34	Mather Street Primary School , Mather Street, Failsworth, Manchester, Lancashire, M35 0DT	0161 9113266	Miss J Adams
42	Mauldeth Road Primary School , Mauldeth Road, Withington, Manchester, Lancashire, M14 6SG	0161 2243588	Mr A Kilcoyn
55	Mayfield Primary School , Mayfield Road, Derker, Oldham, Lancashire, OL1 4LG	0161 6246425	Mrs C M Taylor
31	Meadowbank Primary School , Councillor Lane, Cheadle, Cheshire, SK8 2LE	0161 4286286	Mrs Janine Appleton
50	Meadowbank Primary School and Nursery Education Centre , Formby Avenue, Atherton, Manchester, Lancashire, M46 0HX	01942 874271	Mrs Maureen Middlehurst
46	Meanwood Community Nursery and Primary School , Churchill Street, Rochdale, Lancashire, OL12 7DJ	01706 648197	Miss Susan Halliday
37	Medlock Primary School , Wadeson Road, Chorlton-on-Medlock, Manchester, Lancashire, M13 9UJ	0161 2731830	Mrs Fiona Maguire
48	Medlock Valley Community School , Deanshut Road, Fitton Hill, Oldham, Lancashire, OL8 2PN	0161 7708199	Mrs C Philpin
2	Mellor Primary School , Knowle Road, Mellor, Stockport, Cheshire, SK6 5PL	0161 4271052	Mr James Emerson Nicholson
53	Mersey Drive Community Primary School , Mersey Drive, Whitefield, Manchester, Lancashire, M45 8LN	0161 7666298	Ms Karen Rice
31	Mersey Vale Primary School , Valley Road, Heaton Mersey, Stockport, Cheshire, SK4 2BZ	0161 4427535	Mrs Jayne Mullane
32	Mesne Lea Primary School , Walkden Road, Walkden, Worsley, Manchester, Lancashire, M28 7FG	0161 7904234	Mr Tim Barnes
47	Micklehurst All Saints CofE Primary School , The Rowans, Mossley, Ashton-under-Lyne, Lancashire, OL5 9DR	01457 832128	Mrs Lesley Kinsey
28	Middleton Parish CofE Primary School , Springfield Road, Middleton, Manchester, Lancashire, M24 5DL	0161 6430753	Mrs B M Rogerson
42	Millbrook Primary School , Bank Road, off Huddersfield Road, Stalybridge, Cheshire, SK15 3JX	01457 834314	Mrs Susan West
16	Millbrook Primary School , Elmfield, Shevington, Wigan, Lancashire, WN6 8DL	01257 404552	Mrs G Gray
12	Mills Hill Primary School , Baytree Avenue, Chadderton, Oldham, Lancashire, OL9 0NH	0161 6241133	Mr Darren Charles Lee
33	Milnrow Parish Church of England Primary School , St James Street, Milnrow, Rochdale, Lancashire, OL16 3JT	01706 643973	Mrs H N Woodcock
12	Milton St John's CofE Primary School , Mill Lane, Mossley, Ashton-under-Lyne, Lancashire, OL5 0BN	01457 832572	Mr A Card
25	Monton Green Primary School , Pine Grove, Eccles, Manchester, Lancashire, M30 9JP	0161 7072287	Miss Gillian Mason
49	Moorfield Community Primary School , Cutnook Lane, Irlam, Salford, Greater Manchester, M44 6GX	0161 7754772	Miss Caroline Eaton
8	Moorfield Primary School , Lyndhurst Avenue, Hazel Grove, Stockport, Cheshire, SK7 5HP	0161 4834521	Mr David Phillips
38	Moorgate Primary School , Entwistle Street, Bolton, Lancashire, BL2 2RH	01204 333477	Mrs Lisa Simpson
46	Moorhouse Primary School , Crossley Street, Milnrow, Rochdale, Lancashire, OL16 4DR	01706 642742	Mr R Lee
18	Moorlands Junior School , Temple Road, Sale, Cheshire, M33 2LP	0161 9625452	Miss J Hiller
32	Moorside Primary School , Market Street, Droylsden, Manchester, Lancashire, M43 7DA	0161 3703614	Mrs A Hammond
23	Moorside Primary School , Holdsworth Street, Swinton, Salford, Greater Manchester, M27 0LN	0161 9211295	Mrs T A Wedgeworth
8	Moss Hey Primary School , Eskdale Avenue, Bramhall, Stockport, Cheshire, SK7 1DS	0161 4395114	Mrs Marise Hutchinson
13	Moss Park Junior School , Moss Park Road, Stretford, Manchester, Lancashire, M32 9HR	0161 8641710	Mrs K Stallman
24	Mossfield Primary School , Mossfield Road, Swinton, Manchester, Lancashire, M27 6EH	0161 9212160	Mr David Magee

Family	School	Telephone	Headteacher
46	Moston Fields Primary School , Brookside Road, Moston, Manchester, Lancashire, M40 9GN	0161 6811801	Mr H S Bahra
54	Moston Lane Community Primary School , Moston Lane, Moston, Manchester, Lancashire, M9 4HH	0161 2053864	Mrs Judy Kerton
11	Mottram CoFE Primary School , War Hill, Mottram, Hyde, Cheshire, SK14 6JL	01457 763368	Mrs Judith Chapman
39	Mount Carmel RC Primary School , Wilson Road, Blackley, Manchester, Lancashire, M9 8BG	0161 2057131	Mrs Patricia Ganley
23	Mytham Primary School , Mytham Road, Little Lever, Bolton, Lancashire, BL3 1JG	01204 333556	Mrs Angela Eastwood
13	Navigation Primary School , Hawarden Road, Altrincham, Cheshire, WA14 1NG	0161 9125937	Mr Stephen Busby
10	Nevill Road Junior School , Nevill Road, Bramhall, Stockport, Cheshire, SK7 3ET	0161 4394598	Mr D L Watson
47	New Moston Primary School , Moston Lane East, New Moston, Manchester, Lancashire, M40 3QJ	0161 6813321	Mrs Claire Berry
52	Newall Green Primary School , Firbank Road, Newall Green, Wythenshawe, Manchester, Lancashire, M23 2YH	0161 4372872	Mrs Sarah Rudd
7	Newhey Community Primary School , Hawthorn Lane, Newhey, Rochdale, Lancashire, OL16 4JX	01706 847658	Mr D Case
36	Newton Westpark Primary School , Tennyson Avenue, Leigh, Lancashire, WN7 5JY	01942 606834	Miss Vivien Birchall
24	Nicol Mere School , Roman Road, Ashton-in-Makerfield, Wigan, Lancashire, WN4 8DF	01942 720871	Mr Paul Gubbins
8	Norbury Hall Primary School , Shepley Drive, Hazel Grove, Stockport, Cheshire, SK7 6LE	0161 4831786	Mr G Dodd
12	Norden Community Primary School , Shawfield Lane, Norden, Rochdale, Lancashire, OL12 7RQ	01706 641013	Mrs Linda Cotton
18	Norris Bank Primary School , Green Lane, Heaton Norris, Stockport, Cheshire, SK4 2NF	0161 4323944	Mr H Bousfield
2	North Cheshire Jewish Primary School , St Ann's Road North, Heald Green, Cheadle, Cheshire, SK8 4RZ	0161 2824500	Mrs N Massel
55	North Grecian Street Primary School , Grecian Street North, Salford, Lancashire, M7 2JR	0161 7924598	Mr Robert Jackson
30	North Reddish Junior School , Longford Road, North Reddish, Stockport, Cheshire, SK5 6XB	0161 4321625	Mr C Manning
41	North Walkden Primary School , Worsley Road North, Walkden, Worsley, Manchester, Lancashire, M28 3QD	01204 571039	Mr Christopher Fielding
30	Northenden Community School , Bazley Road, Northenden, Manchester, Lancashire, M22 4FL	0161 9984825	Mr I Beard
30	Oakfield Primary and Moderate Learning Difficulties Resource Base , St Mary's Road, Hyde, Cheshire, SK14 4EZ	0161 3683365	Mrs R Williams
52	Old Hall Drive Primary School , Old Hall Drive, Gorton, Manchester, Lancashire, M18 7FU	0161 2232805	Mrs Kate Grindrod
12	Old Hall Primary School , Springside View, Bury, Lancashire, BL8 4LU	0161 7612051	Mr A F Cookson
49	Old Moat Community Primary School , Old Moat Lane, Withington, Manchester, Lancashire, M20 3FN	0161 4454208	Miss A M McVeigh
52	Old Trafford Community School , Malvern Street, Old Trafford, Manchester, Lancashire, M15 4FL	0161 9124875	Mrs J J Stott
24	Oldfield Brow Primary School , Taylor Road, Altrincham, Cheshire, WA14 4LE	0161 9268646	Mr Robert Merrell
26	Orrell Holgate Primary School , Moor Road, Orrell, Wigan, Lancashire, WN5 8SJ	01942 776670	Mr Michael G Wilson
43	Orrell Lamberhead Green Community Primary School , Kershaw Street, Orrell, Wigan, Lancashire, WN5 0AW	01942 768760	Mrs Jane Chambers
26	Orrell Newfold Community Primary School , St James' Road, Orrell, Wigan, Lancashire, WN5 7BD	01942 207134	Mr G McArdle
10	Orrishmere Primary School , Worcester Road, Cheadle Hulme, Cheadle, Cheshire, SK8 5NW	0161 4852141	Mrs S Mosco
13	Oswald Road Primary School , Oswald Road, Chorlton-cum-Hardy, Manchester, Lancashire, M21 9PL	0161 8814266	Ms Sharon Campbell
33	Our Lady and St Paul's Roman Catholic Primary School , Heywood, Sutherland Road, Darnhill, Heywood, Lancashire, OL10 3PD	01706 360827	Mrs Patricia Rorourke
23	Our Lady Immaculate Catholic Primary School , Downall Green Road, Bryn, Wigan, Lancashire, WN4 0LZ	01942 727067	Mr Damian Winstanley
10	Our Lady of Grace RC Primary School , Highfield Road, Prestwich, Manchester, Lancashire, M25 3AS	0161 7967254	Miss P J Jones
18	Our Lady of Lourdes Catholic Primary School , Lock Lane, Partington, Manchester, Lancashire, M31 4PJ	0161 7752847	Mr P Gibbons
28	Our Lady of Lourdes RC Primary School , Beech Avenue, Farnworth, Bolton, Lancashire, BL4 0BP	01204 333181	Mrs Linda Chadwick
26	Our Lady of Lourdes Roman Catholic Primary School , Bury, Rudgwick Drive, Bury, Lancashire, BL8 1YA	0161 7612026	Mrs Donna Kiernan
20	Our Lady of Mount Carmel RC Primary School , Ashton-under-Lyne, Holden Street, Ashton-under-Lyne, Lancashire, OL6 9JJ	0161 3309521	Mr A Brown
1	Our Lady of The Rosary RC Primary School , Davyhulme Road, Davyhulme, Urmston, Manchester, Lancashire, M41 7DS	0161 7484626	Miss M Culliney
18	Our Lady's Catholic Primary School , Old Chapel Street, Edgeley, Stockport, Cheshire, SK3 9HX	0161 4805345	Mrs Christine Beswick
12	Our Lady's RC Primary School , Turf Pit Lane, Moorside, Oldham, Lancashire, OL4 2NE	0161 6520244	Mr J Morgan
49	Our Lady's RC Primary School Manchester , Whalley Road, Whalley Range, Manchester, Lancashire, M16 8AW	0161 2262767	Mrs C Page
23	Our Lady's RC Primary School Wigan , Holly Road, Aspull, Wigan, Lancashire, WN2 1RU	01942 832299	Mr Eric Fogg Mr Eric Fogg
15	Outwood Primary School , Outwood Road, Heald Green, Cheadle, Cheshire, SK8 3ND	0161 4371715	Mrs S V Blay
28	Oxford Grove Primary School , Shepherd Cross Street, Bolton, Lancashire, BL1 3EJ	01204 333380	Mr Paul James Kelly
1	Park Road Primary School , Frieston Road, Timperley, Altrincham, Cheshire, WA14 5AP	0161 9724820	Mr N K Carr
2	Park Road Primary School , Abbey Road, Sale, Cheshire, M33 6HT	0161 9731392	Mrs Elizabeth Clover
58	Park View Community Primary , Nelson Street, Miles Platting, Manchester, M40 8FE	0161 2051968	John Tennant

Family	School	Telephone	Headteacher
33	Park View Primary School , Park View Road, Prestwich, Manchester, Lancashire, M25 1FA	0161 7987632	Mrs K M Yarnall
39	Parkfield Primary School , Harold Street, Middleton, Manchester, Lancashire, M24 4AF	0161 6432592	Mrs Carolyn Palfreyman
24	Parklee Community School , Wardour Street, Atherton, Manchester, Lancashire, M46 0AR	01942 874203	Mrs Sally Leighton
32	Parochial CofE Primary and Nursery School , Ashton-under-Lyne, Keppel Street, Ashton-under-Lyne, Lancashire, OL6 6NN	0161 3436070	Mrs Marjorie Gillespy
38	Partington Primary School , Central Road, Partington, Urmston, Manchester, Lancashire, M31 4FL	0161 7752937	Mrs L M Pickwell
26	Peel Brow School , Fir Street, Ramsbottom, Bury, Lancashire, BL0 0BJ	01706 823204	Mr George Duce
52	Peel Hall Primary School , Greencourt Drive, Worsley, Manchester, Lancashire, M38 0BZ	0161 7904641	Mrs G Dunkley
38	Peel Hall Primary School , Ashurst Road, Wythenshawe, Manchester, Lancashire, M22 5AU	0161 4372494	Mr M.D Hallam
39	Pike Fold Primary School , French Barn Lane, Blackley, Manchester, Lancashire, M9 8ED	0161 7403656	Mrs M Denton
34	Pikes Lane Primary School , Gibraltar Street, Bolton, Lancashire, BL3 5HU	01204 333633	Mr Kevan Naughton
35	Pinfold Primary School , Hattersley Road East, Hattersley, Hyde, Cheshire, SK14 3NL	0161 3683732	Mr S Clark
50	Platt Bridge Community Primary School , Rivington Avenue, Platt Bridge, Wigan, WN2 5NG	01942 487999	Mrs Susan Darbyshire
36	Plodder Lane Primary School , Plodder Lane, Farnworth, Bolton, Lancashire, BL4 0DA	01204 333022	Mr P Urry
52	Plymouth Grove Primary School , Plymouth Grove West, Chorlton-on-Medlock, Manchester, Lancashire, M13 0AQ	0161 2731453	Mr Patrick Cantillon
39	Poplar Street Primary School , Ravenwood Drive, Audenshaw, Manchester, Lancashire, M34 5EF	0161 3364134	Mr Ian Linsdell
2	Pownall Green Primary School , Bramhall Lane South, Bramhall, Stockport, Cheshire, SK7 2EB	0161 4391105	Mrs D H Ashcroft
9	Prestolee Primary School , Church Road, Stoneclough, Radcliffe, Manchester, Lancashire, M26 1HJ	01204 331521	Mr Michael Tonge
35	Primrose Hill Primary School and Childrens Centre , Phoebe Street, Ordsall, Salford, Manchester, M5 3PJ	0161 9212400	Mrs Gill Harding
39	Propps Hall Junior Infant and Nursery School , Propps Hall Drive, Failsworth, Manchester, Lancashire, M35 0ND	0161 7708400	Gillian Kay
17	Prospect Vale Primary School , Prospect Vale, off Brown Lane, Heald Green, Cheadle, Cheshire, SK8 3RJ	0161 4374226	Mr P McDowell
25	Queen's Road Primary School , Buckingham Road, Cheadle Hulme, Cheadle, Cheshire, SK8 5NA	0161 4851453	Mrs Wilde
50	Queensbridge Primary School , St Germain Street, Farnworth, Bolton, Lancashire, BL4 7BL	01204 332577	Miss Sheila Holland
1	Queensgate Primary School , Albany Road, off Meadway, Bramhall, Stockport, Cheshire, SK7 1NE	0161 4393330	Mrs Susan Challinor
6	R L Hughes Primary School , Mayfield Street, Ashton-in-Makerfield, Wigan, Lancashire, WN4 9QL	01942 701147	Mrs Lynne Carroll
49	Rack House Primary School , Yarmouth Drive, Northern Moor, Wythenshawe, Manchester, Lancashire, M23 0BT	0161 9982544	Mr Alan Barrand
54	Radcliffe Hall Church of England/Methodist Controlled Primary School , Bury Street, Radcliffe, Manchester, Lancashire, M26 2GB	0161 7244928	Mrs Alicia Todhunter
41	Radcliffe Primary School , Coronation Road, Radcliffe, Manchester, M26 3RD	0161 7234538	Mrs G Webb
58	Ravensbury Community School , Tartan Street, Clayton, Manchester, Lancashire, M11 4EG	0161 2230370	Mrs Linda Shaw
40	Ravensfield Primary School , Clarendon Street, Dukinfield, Cheshire, SK16 4LP	0161 3442905	Mrs B Allford
47	Red Lane Primary School , Red Lane, Bolton, Lancashire, BL2 5HP	01204 333580	Mr David Johnson
41	Ribble Drive Community Primary School , Ribble Drive, Whitefield, Manchester, Lancashire, M45 8TD	0161 7666625	Mrs S Erswell
58	Richmond Primary School , Winterbottom Street, Oldham, Lancashire, OL9 6HY	0161 7708444	Mrs Christine Green-Hughes
46	Ridge Hill Primary School and Nursery , School Crescent, Stalybridge, Cheshire, SK15 1EA	0161 3382475	Mrs S Nicholls
55	Ringway Primary School , Rossett Avenue, Cornishway, Wythenshawe, Manchester, M22 0WW	0161 4371899	Miss N Forkan
37	Rolls Crescent Primary School , Rolls Crescent, Hulme, Manchester, Lancashire, M15 5FT	0161 2341090	Mrs G Zaidi
19	Romiley Primary School , Sandy Lane, Romiley, Stockport, Cheshire, SK6 4NE	0161 4303101	Mr J B Furse
20	Rose Hill Primary School , Elmfield Drive, Rose Hill, Marple, Stockport, Cheshire, SK6 6DW	0161 4271432	Mrs L Bragg
51	Rosehill Methodist Community Primary School , Rose Hill Road, Ashton-under-Lyne, OL6 8YG	0161 3438485	Mrs Gillian Simm
56	Roundthorn Community Primary School , Roundthorn Road, Oldham, Lancashire, OL4 5LN	0161 7708600	Mrs Joyce Ambrose
22	Royton Hall Primary School , High Barn Street, Royton, Oldham, Lancashire, OL2 6RW	0161 6244888	Mrs Jane Wilson
47	Rushcroft Primary School , Trent Road, Shaw, Oldham, Lancashire, OL2 7YL	01706 846804	Mrs Janet Cantello
31	Russell Scott Primary School , Clare Street, Denton, Manchester, Lancashire, M34 3LQ	0161 3205186	Mr S J Marsland
24	Sacred Heart Catholic Primary School , Springfield Road, Wigan, Lancashire, WN6 7RH	01942 231478	Mr Andrew Poskitt
38	Sacred Heart Catholic Primary School , Floatshall Road, Baguley, Manchester, Lancashire, M23 1HP	0161 9983419	Mr Aelred Whelan
31	Sacred Heart Catholic Primary School Leigh , Windermere Road, Leigh, Lancashire, WN7 1UX	01942 674226	Mrs Helen Ahmed
7	Sacred Heart Catholic Primary School , Hindley Green, Swan Lane, Hindley Green, Wigan, Lancashire, WN2 4HD	01942 767768	Mr M Caine
46	Sacred Heart RC Junior Infant and Nursery School , Whetstone Hill Road, Derker, Oldham, Lancashire, OL1 4NA	0161 9113173	Mrs Bernadette Cunningham

Family	School	Telephone	Headteacher
49	Sacred Heart RC Primary School , Knutsford Road, Gorton, Manchester, Lancashire, M18 7NJ	0161 2230231	Mrs Marilyn Keefe
4	Sacred Heart RC Primary School , Central Drive, Westhoughton, Bolton, Lancashire, BL5 3DU	01942 634681	Mr Martin Johnson
9	Sacred Heart RC Primary School , Lodge Lane, Hindsford, Atherton, Manchester, Lancashire, M46 9BN	01942 883429	Miss Carrie Morrow
21	Sacred Heart Roman Catholic Primary School , Rochdale, Kingsway, Rochdale, Lancashire, OL16 4AW	01706 649981	Miss Christine Holdgate
6	Saint Paul's CofE Primary School , Warrington Road, Goose Green, Wigan, Lancashire, WN3 6SB	01942 243068	Mrs Alison E Jackson
52	Sandbrook Community Primary School , Hartley Lane, Rochdale, Lancashire, OL11 2LR	01706 647743	Mr Danny Mulkeen
57	Sandilands Primary School , Wendover Road, Wythenshawe, Manchester, Lancashire, M23 9JX	0161 9730573	Mrs D K Dickens
57	Saviour CofE Primary School , Eggington Street, Collyhurst, Manchester, Lancashire, M40 7RH	0161 2051221	Mr Stephen Callaghan
34	Sedgley Park Community Primary School , Kings Road, Prestwich, Manchester, Lancashire, M25 0HT	0161 7733146	Mr P J Reid
21	Seedley Primary School , Liverpool Street, Salford, Lancashire, M6 5GY	0161 7363700	Mr G Storrow
51	Seymour Park Community Primary School , Northumberland Road, Old Trafford, Manchester, Lancashire, M16 9QE	0161 8721150	Mr Anthony Rae
37	Seymour Road Primary School , Seymour Road South, Clayton, Manchester, Lancashire, M11 4PR	0161 3702616	Mrs B M Artis
12	Sharples Primary School , Hugh Lupus Street, Bolton, Lancashire, BL1 8RX	01204 333077	Mrs Aleksandra Hartshorne
13	Shawclough Community Primary School , Thrum Hall Lane, Rochdale, Greater Manchester, OL12 6DE	01706 647991	Mr Dave Kendall
9	Shevington Community Primary School , Miles Lane, Shevington, Wigan, Lancashire, WN6 8EW	01257 252859	Mrs Vicky Adams
16	Shevington Vale Primary School , Runshaw Avenue, Appley Bridge, Wigan, Lancashire, WN6 9JP	01257 253559	Mrs S Taylor
5	Smithy Bridge Foundation Primary School , Bridgenorth Drive, Smithy Bridge, Littleborough, Lancashire, OL15 0DY	01706 378083	Mrs Jane George
11	South Failsworth Community Primary School , Paddock Lane, Failsworth, Manchester, Lancashire, M35 0NY	0161 6816351	Mr Michael Jones
23	Spindle Point Primary School , Moss Lane, Kearsley, Bolton, Lancashire, BL4 8SE	01204 333458	Mrs Susan Johnson
48	Spotland Primary School , Edmund Street, Rochdale, Lancashire, OL12 6QG	01706 648198	Greg Couzens
13	Springfield Primary School , Springfield Road, Sale, Cheshire, M33 7XS	0161 9734149	Mrs J A Spencer
28	Springside Primary School , Springside Road, Bury, Lancashire, BL9 5JB	0161 7642348	Mrs Karen Murphy
24	SS Osmund and Andrew RC Primary School , Blenheim Road, Brightmet, Bolton, Lancashire, BL2 6NW	01204 333070	Mr John Thorpe
45	SS Simon and Jude CofE Primary School , Bolton, Newport Road, Great Lever, Bolton, BL3 2DT	01204 333583	Mr Simon T. Bramwell
28	St Agnes CofE Primary School , Knolls Lane, Lees, Oldham, Lancashire, OL4 5RU	0161 6248392	Mrs J E Saggerson
56	St Agnes CofE Primary School , Clitheroe Road, Longsight, Manchester, Lancashire, M13 0PE	0161 2457131	Mr Phil Smith
40	St Aidan and St Oswald's RC School , Roman Road, Royton, Oldham, Lancashire, OL2 5PQ	0161 6522558	Mr L D Harrison
54	St Aidan's Catholic Primary School , Rackhouse Road, Northern Moor, Manchester, Lancashire, M23 0BW	0161 9984126	Mrs Margaret McGee
26	St Aidan's Catholic Primary School , Wigan, Holmes House Avenue, Winstanley, Wigan, Lancashire, WN3 6EE	01942 223544	Mrs Christine Mason
35	St Alphonsus RC Primary School , Hamilton Street, off Stretford Road, Old Trafford, Manchester, Lancashire, M16 7PT	0161 8725239	Mrs Tina Birds
1	St Ambrose Barlow Catholic Primary School , Manchester Road, Astley, Tyldesley, Manchester, Lancashire, M29 7DY	01942 883912	Mr B Dorgan
27	St Ambrose Catholic Primary School , Rostrevor Road, Adswold, Stockport, Cheshire, SK3 8LQ	0161 4808466	Mrs Helen Hilton
49	St Ambrose RC Primary School , Princess Road, Chorlton-cum-Hardy, Manchester, M21 7QA	0161 4453299	Mr C C Flannery
21	St Andrew's Church of England Primary School , Dearnley, Union Road, Rochdale, Lancashire, OL12 9QA	01706 378991	Mrs Barbara Towse
23	St Andrew's Church of England Primary School , Radcliffe, Graves Street, Radcliffe, Manchester, Lancashire, M26 4GE	0161 7232426	Mrs A Bowes
3	St Andrew's Church of England Primary School , Ramsbottom, Nuttall Lane, Ramsbottom, Bury, Lancashire, BL0 9JD	01706 822649	Mr Damian Marsh
46	St Andrew's CofE Primary School , Barton Lane, Eccles, Manchester, Lancashire, M30 0FL	0161 7894853	Mrs B Schouten
6	St Andrew's CofE Primary School , Vicars Hall Lane, Boothstown, Worsley, Manchester, Lancashire, M28 1HS	0161 7902113	Mr M Platt
42	St Andrew's CofE Primary School , Broom Avenue, Levenshulme, Manchester, Lancashire, M19 2UH	0161 4322731	Miss J Hassall
6	St Andrew's CofE Primary School , Over Hulton, Crescent Avenue Four Lane, Over Hulton, Bolton, Lancashire, BL5 1EN	01204 332606	Mrs Elizabeth Rogerson
9	St Andrew's Methodist Primary School , Prescott Street, off Hilton Lane, Worsley, Manchester, Lancashire, M28 0ZA	0161 7903194	Mrs Anne Smith
5	St Anne's CofE Lydgate Primary School , Cedar Lane, Grasscroft, Oldham, Lancashire, OL4 4DS	0161 7708661	Mrs Dawn Watson
33	St Anne's CofE Primary and Nursery School , Broadway, Royton, Oldham, Lancashire, OL2 5DH	0161 6249885	Mr D J Halford

150 Families of Schools

Family	School	Telephone	Headteacher
18	St Anne's CofE Primary School , Trinity Road, Sale, Cheshire, M33 3ES	0161 9737181	Mrs J Brahney
22	St Anne's Primary School , St Anne's Road, Denton, Manchester, Lancashire, M34 3DY	0161 3362956	Ms G Dyer
21	St Anne's RC Primary School , Clarendon Road, Audenshaw, Manchester, Lancashire, M34 5QA	0161 3708698	Mr P Fraidoon-Pour
35	St Anne's RC Primary School , Carruthers Street, Ancoats, Manchester, Lancashire, M4 7EQ	0161 2732417	Mrs A Shore
47	St Anne's RC Primary School , Greenacres Road, Oldham, Lancashire, OL4 1HP	0161 6244179	Mrs Anne Ostmeier
45	St Anne's RC Primary School Crumpsall Manchester , Moss Bank, Crumpsall, Manchester, Lancashire, M8 5AB	0161 7405995	Mr R A Hounslow
18	St Ann's RC Primary School , Derbyshire Lane, Stretford, Manchester, Lancashire, M32 8SH	0161 8657705	Mr J O'brien
38	St Anthony's Catholic Primary School , Dunkery Road, Woodhouse Park, Manchester, Lancashire, M22 0NT	0161 4373029	Mr J C Gretton
9	St Augustine's CofE Primary School , 380 Bolton Road, Pendlebury, Swinton, Manchester, Lancashire, M27 8UX	0161 7944083	Mrs Barbara Kellner
55	St Augustine's CofE Primary School , St Augustine Street, Monsall, Manchester, Lancashire, M40 8PL	0161 2052812	Ms Catherine Potter
35	St Barnabas' CofE Primary School , Parkhouse Street, Openshaw, Manchester, Lancashire, M11 2JX	0161 2233593	Mrs D Rycroft
21	St Bede CofE Primary School , Morris Green, Morris Green Lane, Bolton, Lancashire, BL3 3LJ	01204 61899	Mr Jack Hatch
16	St Benedict's Catholic Primary School Hindley , Abbott Street, Hindley, Wigan, Lancashire, WN2 3DG	01942 253522	Mrs Janice Taberner
42	St Bernadette's Catholic Primary School , Foliage Road, Brinnington, Stockport, Cheshire, SK5 8AR	0161 4304601	Mr M O'brien
9	St Bernadette's Catholic Primary School , Church Lane, Shevington, Wigan, Lancashire, WN6 8BD	01257 401125	Mrs Monica Ferguson
3	St Bernadette's Roman Catholic Primary School , Whitefield, Abingdon Avenue, Whitefield, Manchester, Lancashire, M45 8PT	0161 7666098	Mr Simon Tonge
42	St Bernard's RC Primary School Manchester , Burnage Lane, Burnage, Manchester, Lancashire, M19 1DR	0161 4327635	Mr Patrick Gallagher
16	St Bernard's RC Primary School , Bolton, Wendover Drive, Ladybridge, Bolton, Lancashire, BL3 4RX	01204 652147	Mrs Clare Doodson
38	St Boniface RC Primary School , Yew Street, Salford, Lancashire, M7 2HL	0161 7925659	Mr Stephen Robinson
3	St Brendan's RC Primary School , Harwood, Bolton, Brookfold Lane, Harwood, Bolton, Lancashire, BL2 4DZ	01204 333133	Mrs M Kwiatkowski
27	St Brigid's RC Primary School , Grey Mare Lane, Beswick, Manchester, Lancashire, M11 3DR	0161 2235538	Mr Frank Smith
50	St Catharine's CofE Primary School , Scholefield Lane, Scholes, Wigan, Lancashire, WN1 3LP	01942 733081	Mrs G M Armstrong
6	St Catherine's Catholic Primary School , Lowton, Cranham Avenue, Lowton, Warrington, Cheshire, WA3 2PQ	01942 671528	Mrs Em Connolly
32	St Catherine's CofE Primary School , Greenstone Avenue, Horwich, Bolton, Greater Manchester, BL6 5SJ	01204 332636	Mrs Anne Duckworth
4	St Catherine's RC Primary School , School Lane, Didsbury, Manchester, Lancashire, M20 6HS	0161 4456359	Mr P A Hennessey
5	St Chad's CofE Primary School , Rhodes Avenue, Uppermill, Oldham, Lancashire, OL3 6EE	01457 875151	Mr Peter Burnley
58	St Chad's RC Primary School , Balmfield Street, Cheetham, Manchester, Lancashire, M8 0SP	0161 2056965	Mrs J Chinnery
7	St Charles' RC Primary School , Emlyn Street, Moorside Road, Swinton, Manchester, M27 9PD	0161 7944536	Mrs M Greaves
19	St Christopher's Catholic Primary School , Warwick Road, Romiley, Stockport, Cheshire, SK6 3AX	0161 4304473	Mrs Colette Garner
5	St Christopher's RC Primary School , St Christopher's Road, Ashton-under-Lyne, Lancashire, OL6 9DP	0161 3305880	Mrs Susan Margaret Taylor
49	St Chrysostom's CofE Primary School , Lincoln Grove, Chorlton-on-Medlock, Manchester, Lancashire, M13 0DX	0161 2733621	Miss Mel Michael
44	St Clare's RC Primary School , Victoria Avenue, Blackley, Manchester, Lancashire, M9 0RR	0161 7404993	Mr Vincent Jones
57	St Clement's CofE Primary School , Abbey Hey Lane, Higher Openshaw, Manchester, Lancashire, M11 1LR	0161 3013268	Mrs Janet Fitzgerald
38	St Columba's RC Primary School , Ripley Street, Tonge Moor, Bolton, Lancashire, BL2 3AR	01204 333421	Mrs Noreen Collins
36	St Cuthbert's Catholic Primary School Wigan , Thorburn Road, Norley Hall, Wigan, Lancashire, WN5 9LW	01942 222721	Mr J Bruen
54	St Cuthbert's RC Primary School , Heyscroft Road, Withington, Manchester, Lancashire, M20 4UZ	0161 4456079	Mr B Hennessy
43	St David Haigh and Aspull CofE Primary School , Copperas Lane, Haigh, Wigan, Lancashire, WN2 1PA	01942 831310	Mrs Catherine Boulton
39	St Dunstan's RC Primary School , Edale Avenue, Moston, Manchester, Lancashire, M40 9HF	0161 6815665	Mrs Christine Morris
35	St Edmund's RC Primary School , Upper Monsall Street, Miles Platting, Manchester, Lancashire, M40 8NG	0161 2051700	Mrs Maureen Duffy
33	St Edward's Church of England Primary School , Hanover Street, Castleton, Rochdale, Lancashire, OL11 3AR	01706 631755	Mrs Lynne Coxell
17	St Edward's RC School , Rowland Way, Lees, Oldham, Lancashire, OL4 3LQ	0161 6241377	Mr C D Saul
31	St Elisabeth's Church of England Primary School , St Elisabeth's Way, Reddish, Stockport, Cheshire, SK5 6BL	0161 4325785	Mrs S A Tootell
27	St Elizabeth's Catholic Primary School , Calve Croft Road, Peel Hall, Wythenshawe, Manchester, Lancashire, M22 5EU	0161 4373890	Mrs C Dolan
28	St Ethelbert's RC Primary School , Melbourne Road, Deane, Bolton, Lancashire, BL3 5RL	01204 333036	Mrs Mandy Messham
56	St Francis RC Primary School , Ellenbrook Close, Gorton, Manchester, Lancashire, M12 5LZ	0161 2233457	Mrs Louise Frize
36	St Gabriel's Catholic Primary School , Kensington Drive, Higher Folds, Leigh, Lancashire, WN7 2YG	01942 673603	Mrs M E Naylor

Family	School	Telephone	Headteacher
33	St Gabriel's Church of England Primary School , Tonge Roughs, Aspinall Street, Middleton, Manchester, Lancashire, M24 2BE	0161 6539587	Mrs J Abbott
31	St Gabriel's Roman Catholic Primary School , Rochdale, Vicarage Road South, Castleton, Rochdale, Lancashire, OL11 2TN	01706 650280	Mrs A C Ward
39	St George's Church of England Primary School , Buxton Road, Heavily, Stockport, Cheshire, SK2 6NX	0161 4808657	Mrs C J Buckley
35	St George's CofE Primary School , Concord Place, Salford, Lancashire, M6 6SU	0161 7376688	Mrs Tyers
21	St George's CofE Primary School , Stamford Street, Mossley, Ashton-under-Lyne, Lancashire, OL5 0HT	01457 832496	Mrs Carolyn Divers
18	St George's CofE Primary School , Church Street, Hyde, Cheshire, SK14 1JL	0161 3682848	Mrs Patricia Walker
9	St George's CofE Primary School , The Hoskers, Westhoughton, Bolton, Lancashire, BL5 2FB	01942 813069	Mr Simon Thomas Bramwell
32	St Gilbert's RC Primary School , Cambell Road, Winton, Eccles, Manchester, Lancashire, M30 8LZ	0161 7895035	Mrs Cheryl Fox
12	St Gregory's RC Primary School , Farnworth, Bolton, Presto Street, Farnworth, Bolton, Lancashire, BL4 8AJ	01204 332658	Mr G Maloney
33	St Herbert's RC School , Edward Street, Chadderton, Oldham, Lancashire, OL9 9SN	0161 6331318	Mrs M J Sainsbury
48	St Hilda's Church of England Primary School , Whittaker Lane, Prestwich, Manchester, Lancashire, M25 1HA	0161 7986227	Mrs Adele Gaunt
21	St Hilda's CofE Primary School , Warwick Road South, Firswood, Stretford, Manchester, Lancashire, M16 0EX	0161 8815466	Mrs Mavis Wilkinson
44	St Hilda's CofE Primary School , Tilbury Street, Oldham, Lancashire, OL1 2HJ	0161 6243592	Mrs Gillian Mary Pursey
31	St Hugh of Lincoln RC Primary School , Glastonbury Road, Stretford, Manchester, Lancashire, M32 9PD	0161 9122906	Mr Mark Mountcastle
2	St Hugh's Catholic Primary School , Park Road, Timperley, Altrincham, Cheshire, WA15 6TQ	0161 9621852	Mr A C McMorrow
57	St Hugh's CofE Primary School , Wildmoor Avenue, Holts, Oldham, Lancashire, OL4 5NZ	0161 7703171	Mrs Lynne Burnley
27	St James Catholic Primary School , Cheriton Close, off Underwood Road, Hattersley, Hyde, Cheshire, SK14 3DQ	0161 3683455	Mrs J A Walker
26	St James' Catholic Primary School Orrell , St James' Road, Orrell, Wigan, Lancashire, WN5 7AA	01942 748455	Mr Paul Rigby
12	St James' Church of England Primary School , Crossfield Road, Wardle, Rochdale, Lancashire, OL12 9JW	01706 378268	Miss Catherine Aden
50	St James' CofE Primary School , Tyrer Avenue, Worsley Mesnes, Wigan, Lancashire, WN3 5XE	01942 703952	Mrs Pauline Rowley
56	St James' CofE Primary School Gorton , Stelling Street, Gorton, Manchester, Lancashire, M18 8LW	0161 2232423	Mrs A Openshaw
40	St James CofE Primary School , Ashton-under-Lyne, Romney Street, Ashton-under-Lyne, Lancashire, OL6 9HU	0161 3302008	Mrs V Marsh
42	St James' CofE Primary School , Birch-in-Rusholme, Cromwell Range, Birch-in-Rusholme, Manchester, Lancashire, M14 6HW	0161 2246173	Mrs Vivienne Fitzpatrick
16	St James CofE Primary School , Daisy Hill, Hindley Road, Daisy Hill, Westhoughton, Bolton, Lancashire, BL5 2JU	01942 634688	Mr J E Gregory
54	St James CofE Primary School , Farnworth, Hillside Avenue, Farnworth, Bolton, Lancashire, BL4 9QB	01204 572587	Miss Paula-Jane Green
56	St James' RC Primary School , Colwyn Street, Pendleton, Salford, Greater Manchester, M6 5JG	0161 7361455	Mrs Christine Trueman
44	St John Bosco RC Primary School , Hall Moss Road, Blackley, Manchester, Lancashire, M9 7AT	0161 7407094	Mrs P J M Ganley
41	St John CofE Primary School , Kearsley, Church Road, Kearsley, Bolton, Lancashire, BL4 8AP	01204 333101	Mr William Heaton
35	St John Fisher RC Primary School , Woodhouse Lane, Benchill, Manchester, Lancashire, M22 9NW	0161 9983422	Mr Mulcahy
30	St John Fisher RC Primary School , Denton, Manor Road, Haughton Green, Denton, Manchester, Lancashire, M34 7SW	0161 3365308	Mr R M Ganley
33	St John Fisher Roman Catholic Primary School , Rochdale, Stanycliffe Lane, Middleton, Manchester, Lancashire, M24 2PB	0161 6433271	Mrs A Kenny
7	St John the Evangelist RC Primary School , Bromley Cross, Bolton, Darwen Road, Bromley Cross, Bolton, Lancashire, BL7 9HT	01204 333440	Mr R McGloin
46	St John with St Mark CofE Primary School , Athlone Avenue, Bury, Lancashire, BL9 5EE	0161 7645330	Mrs J Moore
25	St John's Church of England Primary School , Poplar Street, Heaton Hersey, Stockport, Cheshire, SK4 3DG	0161 4427424	Mrs E Thomas
50	St John's Church of England Primary School , Radcliffe, Johnson Street, Radcliffe, Manchester, Lancashire, M26 1AW	0161 7231078	Miss Elaine Sandring
22	St John's CofE Junior School , James Street, Failsworth, Manchester, Lancashire, M35 9PY	0161 6815713	Mrs Pauline Hagan
32	St John's CofE Primary School , Daisy Bank Avenue, Swinton, Manchester, Lancashire, M27 5FU	0161 7374622	Mr A Sadler
45	St John's CofE Primary School , Clarence Road, Longsight, Manchester, Lancashire, M13 0YE	0161 2247752	Mrs Sylvia Barrow
41	St John's CofE Primary School , Church Street, Pemberton, Wigan, Lancashire, WN5 0DT	01942 222133	Mrs Susan Hewitt
17	St John's CofE Primary School Mosley Common , Commonside Road, Worsley, Manchester, Lancashire, M28 1AE	0161 7902195	Mr Warren George
15	St John's CofE Primary School , Dukinfield, Westmorland Avenue, Dukinfield, Cheshire, SK16 5JA	0161 3385821	Mrs S Graham

Family	School	Telephone	Headteacher
17	St John's RC Primary School , Chepstow Road, Chorlton-cum-Hardy, Manchester, Lancashire, M21 9SN	0161 8811040	Mr L Dillon
58	St John's Roman Catholic Primary School , Rochdale, Ann Street, Rochdale, Lancashire, OL11 1EZ	01706 647195	Mr Jeremy Morgan
3	St John's VA Church of England Primary School , Thornham, Thornham Lane, Slattocks, Middleton, Manchester, Lancashire, M24 2SB	0161 6434687	Mrs S Drummond
3	St Joseph and St Bede Roman Catholic Primary School , Bury, Danesmoor Drive, Bury, Lancashire, BL9 6ER	0161 7643781	Mrs Elizabeth Connolly
43	St Joseph The Worker RC Primary School , Cutnook Lane, Irlam, Salford, Lancashire, M44 6GX	0161 7754548	Mrs Jennifer Murphy
10	St Joseph's Catholic Primary School , Marlborough Road, Sale, Cheshire, M33 3AF	0161 9734938	Mrs Barbara Harrold
26	St Joseph's Catholic Primary School Leigh , Mather Lane, Leigh, Lancashire, WN7 2PR	01942 606395	Mrs Anne McNally
4	St Joseph's RC Junior Infant and Nursery School , Oldham Road, Shaw, Oldham, Lancashire, OL2 8SZ	01706 847218	Mr Andrew Dickinson
54	St Joseph's RC Primary School , St Joseph's Drive, Ordsall, Salford, Lancashire, M5 3JP	0161 8721062	Miss M Ambrose
25	St Joseph's RC Primary School , Market Street, Mossley, Ashton-under-Lyne, Lancashire, OL5 0ES	01457 832360	Mrs Sheila Partington
49	St Joseph's RC Primary School Manchester , Richmond Grove, Longsight, Manchester, Lancashire, M13 0BT	0161 2245347	Mrs B A Porter
41	St Joseph's RC Primary School , Halliwell, Bolton, Shepherd Cross Street, Halliwell, Bolton, Lancashire, BL1 3EJ	01204 333055	Mr Mike Crawford
4	St Joseph's Roman Catholic Junior School , Reddish, Stockport, Higginson Road, Reddish, Stockport, Cheshire, SK5 6BG	0161 4325689	Mr R Ball
3	St Joseph's Roman Catholic Primary School , Ramsbottom, Queen Street, Ramsbottom, Bury, Lancashire, BLO 9JJ	01706 823645	Mrs Pauline Leatherbarrow
33	St Joseph's Roman Catholic Primary School , Rochdale, Pot Hall, Wilton Grove, Heywood, Lancashire, OL10 2AA	01706 369340	Mrs Maureen Byrne
32	St Joseph's Stockport Catholic Primary School , EtcHELLS Street, St Petersgate, Stockport, Cheshire, SK1 1EF	0161 4805029	Mrs Deborah Connell
41	St Jude's Catholic Primary School Wigan , Worsley Mesnes Drive, Worsley Mesnes, Wigan, Lancashire, WN3 5AN	01942 204091	Mrs J M Booth
35	St Kentigern's RC Primary , Bethnall Drive, Fallowfield, Manchester, Greater Manchester, M14 7ED	0161 2246842	Mr P Jackson
46	St Luke's CE Primary School , Morley Street, Bury, Lancashire, BL9 9JQ	0161 7644988	Miss R Ruggles
21	St Luke's Church of England Primary School , Queen's Park Road, Heywood, Lancashire, OL10 4XB	01706 369443	Mr Steve Bentham
47	St Luke's CofE Primary School , Albion Street, Chadderton, Oldham, Lancashire, OL9 9HT	0161 6333253	Mr I Walsh
13	St Luke's CofE Primary School , Church Lane, Lowton, Warrington, Cheshire, WA3 2PW	01942 201140	Mrs Christine Groves
45	St Luke's CofE Primary School , Eccles New Road, Salford, Lancashire, M5 5NX	0161 7363455	Mrs Kath Partridge
58	St Luke's CofE Primary School , Langport Avenue, Longsight, Manchester, Lancashire, M12 4NG	0161 2733648	Mrs Saeeda Ishaq
25	St Luke's RC Primary School , Swinton Park Road, Salford, Lancashire, M6 7WR	0161 7366874	Mr Paul Jamesson
35	St Malachy's RC Primary School , Eggington Street, Collyhurst, Manchester, Lancashire, M40 7RG	0161 2053496	Sister Regina Flynn
47	St Margaret Mary's RC Primary School Manchester , St Margaret's Road, New Moston, Manchester, Lancashire, M40 0JE	0161 6811504	Mrs Janina Chinnery
20	St Margaret Ward Catholic Primary School , Cherry Lane, Sale, Cheshire, M33 4GY	0161 9699852	Mr A Ratchford
6	St Margaret's Church of England Primary School , Heywood Road, Prestwich, Manchester, Lancashire, M25 2BW	0161 7731432	Mrs K Perry
53	St Margaret's Church of England Primary School , Heys Lane, Heywood, Lancashire, OL10 3RD	01706 369639	Mr Nigel Castledine
53	St Margaret's CofE Junior Infant and Nursery School , Hive Street, Hollinwood, Oldham, Lancashire, OL8 4QS	0161 6812414	Mr M P Jones
56	St Margaret's CofE Primary School , Withington Road, Whalley Range, Manchester, Lancashire, M16 8FQ	0161 2262271	Ms Jenny Collinge
3	St Marie's Catholic Primary School Standish , Avondale Street, Standish, Wigan, Lancashire, WN6 0LF	01257 422975	Mrs E J Somers
41	St Marie's Roman Catholic Primary School , Bury, Edward Street, The Mosses, Bury, Lancashire, BL9 0RZ	0161 7643204	Mrs F M Robinson
41	St Mark's Church of England Primary School , Redhouse Lane, Bredbury, Stockport, Cheshire, SK6 1BX	0161 4303418	Mrs A J Whitehead
6	St Mark's CofE Primary School , Aviary Road, Walkden, Worsley, Manchester, Lancashire, M28 2WF	0161 7903423	Mrs Jill Johnson
36	St Mark's CofE Primary School , Alexandra Street, Newton, Wigan, Lancashire, WN5 9DS	01942 748618	Mr Glen Robinson
23	St Mark's RC Primary School , Queensway, Clifton, Swinton, Manchester, Lancashire, M27 8QE	0161 7943876	Mr M J Platt
47	St Martin's CofE Junior Infant and Nursery School , St Martin's Road, Fitton Hill, Oldham, Lancashire, OL8 2PY	0161 7708303	Mr Garath Jackson
6	St Mary and St John Catholic Primary School , Standishgate, Wigan, Lancashire, WN1 1XL	01942 206733	Mrs M Kearsley
15	St Mary's Catholic Primary School , Cheetham Hill Road, Dukinfield, Cheshire, SK16 5LB	0161 3684824	Mrs P Blake

Family	School	Telephone	Headteacher
8	St Mary's Catholic Primary School Marple Bridge , Lowry Drive, Marple Bridge, Stockport, Cheshire, SK6 5BR	0161 4277498	Mrs Fionuala Boucher
7	St Mary's Church of England Aided Primary School , Prestwich, Rectory Lane, Prestwich, Manchester, Lancashire, M25 1BP	0161 7733794	Mr Johnathan Fish
22	St Mary's Church of England Primary School , Broomfield Drive, South Reddish, Stockport, Cheshire, SK5 7DR	0161 4804736	Mrs Marjorie Brown
47	St Mary's Church of England Primary School , Balderstone, Oldham Road, Rochdale, Lancashire, OL11 2HB	01706 648125	Mrs Shelley Birchenough
26	St Mary's Church of England Primary School , Hawkshaw, Bolton Road, Hawkshaw, Bury, Lancashire, BL8 4JL	01204 886167	Mrs G Woodward
51	St Mary's CofE Junior and Infant School , Adscombe Street, Alexandra Park, Moss Side, Manchester, Lancashire, M16 7AQ	0161 2261773	Mr Barry Chalmers
2	St Mary's CofE Primary School , St Mary's Road, Sale, Cheshire, M33 6SA	0161 9735030	Mrs P A Masters
31	St Mary's CofE Primary School , Church Street, Droylsden, Manchester, Lancashire, M43 7BR	0161 3703948	Mr I D Spencer
10	St Mary's CofE Primary School , Cornhill Rd, Davyhulme, Urmston, MANCHESTER, M41 5TJ	0161 9122728	Mrs B E Davies
39	St Mary's CofE Primary School , Buckingham Road, Cadishead, Manchester, Lancashire, M44 5HG	0161 7759594	Ms G Evans
25	St Mary's CofE Primary School High Crompton , Rushcroft Road, Shaw, Oldham, Lancashire, OL2 7PP	0161 7708309	Mr J W Gardner
39	St Mary's CofE Primary School Moston , St Mary's Road, Moston, Manchester, Lancashire, M40 0DF	0161 6810407	Mrs M Curley
39	St Mary's CofE Primary School , Deane, Edale Road, Deane, Bolton, Lancashire, BL3 4QP	01204 333494	Mrs Diane Jeffries
17	St Mary's RC Primary School , Kynder Street, Denton, Manchester, Lancashire, M34 2AR	0161 3363322	Mr G Brierley
9	St Mary's RC Primary School , Victoria Road, Horwich, Bolton, Lancashire, BL6 6EP	01204 333625	Mrs Claire Massingham
5	St Mary's RC Primary School , Clive Road, Failsworth, Manchester, Lancashire, M35 0NN	0161 6816663	Mrs Elizabeth Moores
10	St Mary's RC Primary School , Milner Street, Swinton, Manchester, Lancashire, M27 4AS	0161 7944028	Mrs Dee Raynor
6	St Mary's RC Primary School , Hemming Drive, Eccles, Manchester, Lancashire, M30 0FJ	0161 7894532	Mrs Eilish Peliza
30	St Mary's RC Primary School Manchester , Clare Road, Levenshulme, Manchester, Lancashire, M19 2QW	0161 2245995	Mr D Cunliffe
39	St Mary's Roman Catholic Primary School Stockport , Roman Road, Heaton Norris, Stockport, Cheshire, SK4 1RF	0161 4805319	Miss C M Cunliffe
12	St Mary's Roman Catholic Primary School , Littleborough, Whitelees Road, Littleborough, Lancashire, OL15 8DU	01706 378032	Mrs Maureen Taylor
52	St Mary's Roman Catholic Primary School , Middleton, Wood Street, Langley, Middleton, Manchester, Greater Manchester, M24 5GL	0161 6437594	Mr M Atkins
26	St Mary's Roman Catholic Primary School , Radcliffe, Belgrave Street, Radcliffe, Manchester, Lancashire, M26 4DG	0161 7234210	Mr David Paul Heaton
38	St Matthew's Church of England Primary School , Bowdon Street, Edgeley, Stockport, Cheshire, SK3 9EA	0161 4747110	Mrs Jean Cooper
27	St Matthew's CofE Primary School , Poplar Road, Stretford, Manchester, Lancashire, M32 9AN	0161 8651284	Mrs Kylie Spark
34	St Matthew's CofE Primary School, Bolton , Kentford Road, Bolton, Lancashire, BL1 2JL	01204 333005	Mrs B Haworth
23	St Matthew's CofE Primary School , Little Lever, Norris Street, Little Lever, Bolton, Lancashire, BL3 1BQ	01204 333692	Mrs Georgina Ryding
3	St Maxentius CofE Primary School , New Heys Way, Bradshaw, Bolton, Lancashire, BL2 4AE	01204 333106	Mrs Clare Wilkinson
17	St Michael's Church of England Primary School , Alkington, Boardman Fold Road, Alkington, Middleton, Manchester, Lancashire, M24 1GD	0161 6438393	Mr S Ford
3	St Michael's Church of England Primary School , Bamford, Bury and Rochdale Old Roa, Heywood, Lancashire, OL10 4BB	01706 369339	Mrs Gillian Rhodes
1	St Michael's CofE (Aided) Primary School , The Grove, Flixton, Urmston, Manchester, Lancashire, M41 6JB	0161 7483669	Mrs A Kimber
54	St Michael's CofE Primary School , Great Lever, Green Lane, Bolton, Lancashire, BL3 2PL	01204 333063	Mrs Alison Hart
26	St Michael's CofE Primary School , Howe Bridge, Leigh Road, Atherton, Manchester, Lancashire, M46 0PA	01942 883118	Mrs Janet M Woods
10	St Michael's Roman Catholic Primary School , Whitefield, Ribble Drive, Whitefield, Manchester, Lancashire, M45 8NJ	0161 7666628	Mr N Duffin
16	St Monica's RC Primary School , Woodsend Road South, Flixton, Urmston, Manchester, Lancashire, M41 6QB	0161 7483353	Mr P J Tyrrell
1	St Oswald's Catholic Primary School , Council Avenue, Ashton-in-Makerfield, Wigan, Lancashire, WN4 9AZ	01942 724820	Mrs P A Carter
28	St Patrick's Catholic Primary School , Hardybutts, Wigan, Lancashire, WN1 3RZ	01942 244361	Mrs Mary Patricia Bigland
45	St Patrick's RC Primary and Nursery School , Lee Street, Oldham, Lancashire, OL8 1EF	0161 6330527	Mrs H Halliwell
52	St Patrick's RC Primary School , Livesey Street, Collyhurst, Manchester, Lancashire, M4 5HF	0161 8349004	Mrs Rosetta Bernadette Mason
39	St Patrick's Roman Catholic Primary School , Rochdale, Foxholes Road, Rochdale, Lancashire, OL12 0ET	01706 648089	Mr B T Duffy
22	St Paul's Catholic Primary School , Turner Lane, Hyde, Cheshire, SK14 4AG	0161 3682934	Mr Kevin Platt

Family	School	Telephone	Headteacher
51	St Paul's Church of England Primary School Brinnington , Brinnington Rise, Stockport, Cheshire, SK5 8AA	0161 4805403	Mrs Julie Bottomley
58	St Paul's Church of England Primary School , Bury, Porritt Street, via Huntley Mount Road, Bury, Lancashire, BL9 6LJ	0161 7643788	Mr Croasdale
21	St Paul's CofE Primary School , St Paul's Road, Withington, Manchester, Lancashire, M20 4PG	0161 2344170	Mr D Berry
38	St Paul's CofE Primary School , Heathside Grove, Walkden, Manchester, Greater Manchester, M28 3NZ	0161 7908915	Mr Richard Chipchase
32	St Paul's CofE Primary School , Nevile Road, Salford, Lancashire, M7 3PT	0161 7929474	Mrs Maureen Munday
35	St Paul's CofE Primary School , Cross Lane, Salford, Lancashire, M5 4AL	0161 7366871	Mrs Carolyn Mary Whiteway
16	St Paul's CofE Primary School , Crompton Street, Walkden, Worsley, Manchester, Lancashire, M28 3HP	0161 7904162	Miss Deborah Sandercock
25	St Paul's CofE Primary School , Hindle Drive, Royton, Oldham, Lancashire, OL2 5LU	0161 6249019	Mrs J Caine
34	St Paul's CofE Primary School , Astley Bridge, Newnham Street, Astley Bridge, Bolton, Lancashire, BL1 8QA	01204 333741	Mrs K Bramwell
19	St Paul's CofE Primary School , Stalybridge, Huddersfield Road, Stalybridge, Cheshire, SK15 2PT	0161 3382060	Mrs Janet Hand
28	St Paul's Peel CofE Primary School , Stocksfield Drive, Little Hulton, Worsley, Manchester, Lancashire, M38 9RB	0161 7902327	Mrs Rose Gagara
35	St Peter and John RC Primary School , Mount Street, Salford, Lancashire, M3 6LU	0161 8344150	Mrs M O'brien
53	St Peter and St Paul RC Primary School , Pilkington Street, Bolton, Lancashire, BL3 6HP	01204 333030	Mrs Philomena Tarkowski
8	St Peter's Catholic Primary School , Carisbrooke Avenue, Hazel Grove, Stockport, Cheshire, SK7 5PL	0161 4832431	Mr Philip Murphy
11	St Peter's Catholic Primary School , Hough Hill Road, Stalybridge, Cheshire, SK15 2HB	0161 3383303	Mrs Elaine Summersgill
49	St Peter's Catholic Primary School , Firbank Road, Newall Green, Manchester, Lancashire, M23 2YS	0161 4371495	Ms Anne Loftus
56	St Peter's Church of England Primary School , Muriel Street, Rochdale, Lancashire, OL16 5JQ	01706 648195	Mrs Jean Neneill
33	St Peter's Church of England Primary School , Whitefield Road, Bury, Lancashire, BL9 9PW	0161 7642017	Mrs J E Scholes
28	St Peter's CofE Primary School , Alexandra Street, Farnworth, Bolton, Lancashire, BL4 9JT	01204 333090	Mrs Susan Charlton Mrs Lynn Williams
26	St Peter's CofE Primary School , Kildare Street, Hindley, Wigan, Lancashire, WN2 3HY	01942 258647	Mrs Sharon Bruton
57	St Peter's CofE Primary School , Oxford Street, Ashton-under-Lyne, Lancashire, OL7 0NB	0161 3301691	Mrs Linda Bardsley
9	St Peter's CofE Primary School , Vicarage Road, Swinton, Manchester, Lancashire, M27 0WA	0161 7942616	Mrs R M Walker
17	St Peter's Roman Catholic Primary School , Rochdale, Kirkway, Middleton, Manchester, Lancashire, M24 1FL	0161 6433946	Mrs C Maddocks
17	St Peter's Smithills Dean CofE Primary School , Limefield Road, Smithills, Bolton, Lancashire, BL1 6LA	01204 333500	Mrs Christine Lancashire
19	St Philip's Catholic Primary School , Half Moon Lane, Offerton, Stockport, Cheshire, SK2 5LB	0161 4830977	Mrs Bernadette Singleton
35	St Philip's Church of England Primary School , Loxford Street, Hulme, Manchester, Lancashire, M15 6BT	0161 2262050	Mr J V Dalby
57	St Philip's CofE Primary School , Barrow Street, Salford, Lancashire, M3 5LF	0161 8326637	Mrs Hazel Brady
13	St Philip's CofE Primary School , Atherton, Bolton Old Road, Atherton, Manchester, Lancashire, M46 9FD	01942 883919	Mrs G Burrow
10	St Philip's RC Primary School , Cavendish Road, Salford, Lancashire, M7 4WP	0161 7924595	Mrs S Slack
22	St Raphael's Catholic Primary School , Huddersfield Road, Millbrook, Stalybridge, Cheshire, SK15 3JL	0161 3384095	Mr B Marley
1	St Richard's RC Primary School , Wilpshire Avenue, Longsight, Manchester, Lancashire, M12 5TL	0161 2245552	Mrs Sharon Sesnan
24	St Richard's Roman Catholic Primary School Atherton , Flapper Fold Lane, Atherton, Manchester, Lancashire, M46 0HA	01942 882980	Mr P Brierley
17	St Saviour CofE Primary School , Ringley, Fold Road, Stoneclough, Ringley, Bolton, Greater Manchester, M26 1EU	01204 333437	Mr Ian Southern
36	St Sebastian's RC Primary School , Douglas Green, Salford, Lancashire, M6 6ET	0161 7366875	Mr E J McDermott
8	St Simon's Catholic Primary School , Bosden Avenue, Hazel Grove, Stockport, Cheshire, SK7 4LH	0161 4839696	Mrs Elizabeth Inman
43	St Stephen and All Martyrs' CofE School , Lever Bridge, Radcliffe Road, Bolton, Lancashire, BL2 1NZ	01204 333155	Mr Michael Cummins
41	St Stephen's Church of England Primary School , Colville Drive, Bury, Lancashire, BL8 2DX	0161 7641132	Mrs J Rowlands
16	St Stephen's CofE Primary School , Manchester Road, Astley, Tyldesley, Manchester, Lancashire, M29 7BT	01942 882412	Mrs Margaret Hughes
28	St Stephen's CofE Primary School , Bent Spur Road, Kearsley, Bolton, Lancashire, BL4 8PB	01204 333642	Mrs Andrea Poole
27	St Stephen's CofE Primary School , Audenshaw Road, Audenshaw, Audenshaw, Tameside, M34 5HD	0161 3303818	Mr P Massey
32	St Stephen's RC Primary School , Chappell Road, Droylsden, Manchester, Lancashire, M43 7NA	0161 3702071	Mr R M Morris
7	St Teresa's RC Primary School , Redcar Road, Little Lever, Bolton, Lancashire, BL3 1EN	01204 333163	Mrs Diane Bohan
43	St Teresa's RC Primary School , St Teresa's Road, Stretford, Manchester, Lancashire, M16 0GQ	0161 8813163	Mrs C Robinson
13	St Teresa's RC Primary School , Clarendon Road, Irlam, Manchester, Lancashire, M44 5ZA	0161 7778203	Mr J Bourke
25	St Thomas' Church of England Primary School , Huddersfield Road, Newhey, Rochdale, Lancashire, OL16 3QZ	01706 847093	Mr A Martin

Family	School	Telephone	Headteacher
11	St Thomas' Church of England Primary School Heaton Chapel , Wellington Road North, Heaton Chapel, Stockport, Cheshire, SK4 4QG	0161 4326809	Mrs J Garner
51	St Thomas' Church of England Primary School Stockport , Marriott Street, Stockport, Cheshire, SK1 3PJ	0161 4804742	Mrs Jill Gray
50	St Thomas CofE Junior and Infant School , Church Street, Golborne, Warrington, Cheshire, WA3 3TH	01942 728153	Dr Jean Forward
1	St Thomas CofE Primary School , Hodnet Drive, Ashton-in-Makerfield, Wigan, Lancashire, WN4 8PQ	01942 201107	Mrs J Jones
58	St Thomas CofE Primary School , St Thomas Street, Werneth, Oldham, Lancashire, OL8 1SE	0161 6330539	Mrs J Mitchell
7	St Thomas CofE Primary School , Molyneux Road, Westhoughton, Bolton, Lancashire, BL5 3HP	01942 634666	Mrs C Dobson
34	St Thomas CofE Primary School , Halliwell, Eskrick Street, Bolton, Lancashire, BL1 3JB	01204 333193	Mrs Susan Pilling
2	St Thomas' CofE Primary School , Leigh, Astley Street, Leigh, Lancashire, WN7 2BP	01942 672730	Mr B L Foster
37	St Thomas Community Primary School , Hazelbottom Road, Lower Crumpsall, Manchester, Greater Manchester, M8 5UX	0161 2051916	Mr Gary Schofield
33	St Thomas' Leesfield CofE Primary School , Thomas Street, Lees, Oldham, Lancashire, OL4 5AT	0161 6245152	Ms P Lodge
47	St Thomas Moorside CofE (VA) Primary School , Coleridge Road, Sholver, Oldham, Lancashire, OL1 4RL	0161 6249290	Mrs P A Atherton
2	St Thomas More Roman Catholic Primary School , Middleton, Rochdale, Evesham Road, Alkrington, Middleton, Manchester, Lancashire, M24 1PY	0161 6437132	Mr D McCorrison
46	St Thomas of Canterbury Primary School , Hadfield Street, Higher Broughton, Salford, Manchester, M7 4XG	0161 7923973	Mrs J McDermott
17	St Thomas of Canterbury RC School , Eastbourne Grove, Heaton, Bolton, Lancashire, BL1 5LH	01204 333131	Mrs Frances Lysyj
53	St Thomas's Church of England Primary School , Pimhole Road, Bury, Lancashire, BL9 7EY	0161 7647565	Mrs Sheryl Farnworth
2	St Vincent's Catholic Junior School , Osborne Road, Altrincham, Cheshire, WA15 8EU	0161 9281265	Mrs Maire Casey
12	St Vincent's Roman Catholic Primary School , Rochdale, Edenfield Road, Norden, Rochdale, Lancashire, OL12 7QL	01706 642469	Mr Eamonn Scott
31	St Wilfrids Catholic Primary School , Golborne Road, Ashton-in-Makerfield, Wigan, Lancashire, WN4 8SJ	01942 707101	Mrs C C Orrell
15	St Wilfrid's CofE Aided Primary School Northenden , Patterdale Road, Northenden, Manchester, Lancashire, M22 4NR	0161 9983663	Mrs Victoria Ford
49	St Wilfrid's CofE Junior and Infant School , Mabel Street, Newton Heath, Manchester, Lancashire, M40 1GB	0161 6811385	Mrs Diane Rycroft
35	St Wilfrid's RC Primary School , St Wilfrid's Street, Hulme, Manchester, Lancashire, M15 5BJ	0161 2263339	Mr A Wood
45	St William of York RC Primary School , Nugent Road, Bolton, Lancashire, BL3 3DE	01204 333522	Mrs Gerardine Babb
36	St William's Catholic Primary School , Ince Green Lane, Ince-in-Makerfield, Ince, Wigan, Lancashire, WN2 2DG	01942 235782	Mr C Burke
35	St Willibrord's RC Primary School , Vale Street, Clayton, Manchester, Lancashire, M11 4WR	0161 2239345	Mrs Margaret Cunningham
23	St Winifred's Roman Catholic Primary School , Stockport, Didsbury Road, Stockport, Cheshire, SK4 3JH	0161 4325782	Mrs P M Smith
5	Stalyhill Junior School , Hereford Way, Mottram Old Road, Stalybridge, Cheshire, SK15 2TD	0161 3384290	Mrs Susan Kitchen
2	Stamford Park Junior School , Cedar Road, Hale, Altrincham, Cheshire, WA15 9JB	0161 9283608	Mrs Cathryn Ann Downing
43	Standish Lower Ground St Anne's CofE Primary School , Wigan Lower Road, Standish Lower Ground, Wigan, Lancashire, WN6 8JP	01942 511348	Mrs L Parkinson
16	Standish St Wilfrid's CofE Primary School , Rectory Lane, Standish, Wigan, Lancashire, WN6 0XB	01257 423992	Mrs Jannet Kneale
57	Stanley Grove Community Primary School , Stanley Grove, Rushford Street, Longsight, Manchester, Lancashire, M12 4NL	0161 2249495	Mr Kevin F Shackleton
56	Stanley Road Primary School , Derby Street, Chadderton, Oldham, Lancashire, OL9 7HX	0161 6246060	Mr Nye Goodwyn
47	Stansfield Hall Church of England/Free Church Primary School , Todmorden Road, Summit, Littleborough, Lancashire, OL15 9PR	01706 378273	Ms Hilary Chadwick
57	Stoneleigh Primary School , Vulcan Street, Derker, Oldham, Lancashire, OL1 4LJ	0161 6249078	Mrs Eileen Arthur
17	Summerseat Methodist Primary School , Rowlands Road, Summerseat, Bury, Lancashire, BL9 5NF	01706 823427	Mr Mark Golding
45	Summerville Primary School , Summerville Road, Salford, Lancashire, M6 7HB	0161 7364814	Mrs Joyce Flint
46	Sunning Hill Primary School , Goldsmith Street, Bolton, Lancashire, BL3 6TR	01204 333588	Mr J P Read
5	Sunny Bank Primary School , Hathaway Road, Bury, Lancashire, BL9 8EQ	0161 7662121	Mr M Green
44	Temple Primary School , Smedley Lane, Cheetham, Manchester, Lancashire, M8 8SA	0161 2051932	Mrs K V Morton
1	The Deans Primary School , Vicarage Road, Swinton, Manchester, Lancashire, M27 0WA	0161 7282089	Mrs Pamela Frayne
52	The Divine Mercy Roman Catholic Primary School , 20 Blue Moon Way, Rusholme, Manchester, M14 7SH	0161 2457170	Mr P D Heneghan
52	The Friars Primary School , Cannon Street, Salford, Lancashire, M3 7EU	0161 8324664	Miss Patricia Arnold
26	The Gates Primary School , Bristle Hall Way, Westhoughton, Bolton, BL5 3QA	01942 634734	Mr David Clegg
42	The Heys Primary School , Whiteacre Road, Ashton-under-Lyne, Tameside, OL6 9NS	0161 3301847	Mr Adam Stevens

Family	School	Telephone	Headteacher
6	The Oaks Primary School , Sharples Hall Drive, Bolton, Lancashire, BL1 7HS	01204 333171	Mrs Susan Warren
34	The Valley Community Primary School , Hibbert Street, Off Blackburn Road, Bolton, BL1 8JG	01204 332684	Mrs Gwen Acton
52	The Willows Primary School , Tayfield Road, Woodhouse Park, Manchester, Lancashire, M22 1BQ	0161 4374444	Miss A M Whitehead
18	Thorn Grove Primary School , Woodstock Avenue, Cheadle Hulme, Cheadle, Cheshire, SK8 7LD	0161 4851177	Mr D Massey
1	Thornham St James CofE Primary School , Castleton Road, Thornham, Royton, Oldham, Lancashire, OL2 6XT	0161 6331578	Mrs Margaret Johnson
5	Thorp Primary School , Westerdale Drive, Royton, Oldham, Lancashire, OL2 5TY	0161 7705475	Mr S. G Bennett
18	Tithe Barn Primary School , Mauldeth Road, Heaton Mersey, Stockport, Cheshire, SK4 3NG	0161 4324941	Mr T Buckley
27	To be confirmed , Windermere Road, Langley, Manchester, Lancashire, M24 4LA	0161 6540257	Mr Chris Windle
36	Tonge Moor Primary School , Stott Lane, Tonge Moor, Bolton, Lancashire, BL2 2LR	01204 333755	Mrs Lesley Anne Read
48	Tootal Drive Primary School , Tootal Drive, Salford, Lancashire, M6 8DP	0161 7365287	Mrs Ann Christine Ellis
10	Torkington Primary School , Torkington Road, Hazel Grove, Stockport, Cheshire, SK7 6NR	0161 4832188	Mrs B Booth
26	Tottington Primary School , Moorside Road, Tottington, Bury, Lancashire, BL8 3HR	01204 886169	Mr M Pinder
28	Twelve Apostles Catholic Primary School , Nel Pan Lane, Leigh, Lancashire, WN7 5JS	01942 674312	Mr M A Farrimond
13	Tyldesley Primary School , Ennerdale Road, Astley Tyldesley, Tyldesley, Manchester, Greater Manchester, M29 7PY	01942 882870	Mr P Edge
36	Tyldesley St George's Central CofE Primary School , Darlington Street, Tyldesley, Manchester, Lancashire, M29 8DH	01942 883773	Mrs Gillian Fisher
1	Tyntesfield Primary School , Alma Road, Sale, Cheshire, M33 4HE	0161 9734877	Mr G Skelland
25	Unsworth Primary School , Blackley Close, Unsworth, Bury, Lancashire, BL9 8LY	0161 7664876	Mrs Christine Reynolds
13	Urmston Junior School , Hereford Grove, Urmston, Manchester, Lancashire, M41 5AJ	0161 7482855	Miss Alison Batters
37	Varna Street Primary School , Varna Street, Openshaw, Manchester, Lancashire, M11 1WP	0161 2233569	Mr Bernard Madden
30	Vernon Park Primary School , Peak Street, Stockport, Cheshire, SK1 2NF	0161 4804378	Mr P A Dolan
54	Victoria Avenue Community Primary School , Victoria Avenue, Blackley, Manchester, Lancashire, M9 0RD	0161 7402185	Ms Davina Semp
11	Victoria Park Junior School , Davyhulme Road East, Stretford, Manchester, Lancashire, M32 0XZ	0161 9125005	Mrs K Sutherland
17	Walmsley CofE Primary School , Blackburn Road, Egerton, Bolton, Lancashire, BL7 9SA	01204 332650	Mrs Debra Carr
28	Wardley CofE Primary School , Moss Bank Road, Wardley, Swinton, Manchester, Lancashire, M27 9XB	0161 7937058	Mrs Carol Farrimond
8	Warren Wood Primary School , Turnstone Road, Offerton, Stockport, Cheshire, SK2 5XU	0161 4568171	Mr Ian Clarke
36	Washacre Primary School , Clough Avenue, Westhoughton, Bolton, Lancashire, BL5 2NJ	01942 813318	Miss L Mitchell
15	Waterloo Primary School , Worthington Street, Ashton-under-Lyne, Lancashire, OL7 9NA	0161 3301280	Mrs Lesley Ironmonger
47	Watersheddings Primary School , Broadbent Road, Oldham, Lancashire, OL1 4HU	0161 6241219	Mrs S L Tatham
58	Webster Primary School , Denmark Road, Greenheys, Manchester, Lancashire, M15 6JU	0161 2263928	Mr Jeremy Huw Jackson
2	Well Green Primary School , Briony Avenue, Hale, Altrincham, Cheshire, WA15 8QA	0161 9803976	Mrs Kathryn Markham
2	Wellfield Junior School , Dumber Lane, Sale, Cheshire, M33 5QX	0161 9123685	Ms Sandra Roberts
25	Wesley Methodist Primary School , Forth Road, Radcliffe, Manchester, Lancashire, M26 4PX	0161 7233416	Mr G P Hirst
50	Westfield Community School , Montrose Avenue, Pemberton, Wigan, WN5 9XN	01942 776007	Mr Timothy Sherriff
26	Westhoughton Parochial CofE Primary School , The Fairways, Westhoughton, Bolton, Lancashire, BL5 3NZ	01942 634717	Mr Gareth Robertshaw
36	Westleigh St Paul's CofE Primary School , School Street, Leigh, Lancashire, WN7 5JN	01942 672611	Mrs Jill Hankinson
57	Westmorland Primary School , Westmorland Drive, Brinnington, Stockport, Cheshire, SK5 8HH	0161 4069403	Mr Martin Henderson
52	Westwood Park Community Primary School , Vaughan Street, Winton, Eccles, Manchester, Lancashire, M30 8DH	0161 7892598	Mrs Sandra Whittaker
44	Westwood Primary School , Middleton Road, Oldham, Lancashire, OL9 6BH	0161 6274257	Mrs Nicola J Brogan
50	Wharton Primary School , Rothwell Lane, Little Hulton, Worsley, Salford, M38 9XA	0161 7904473	Mrs Helen Watson
38	Whitefield Community Primary School , Victoria Avenue, Whitefield, Manchester, Lancashire, M45 6DP	0161 7662852	Mrs M McGoldrick
15	Whitegate End Primary and Nursery School , Butterworth Lane, Chadderton, Oldham, Lancashire, OL9 8EB	0161 6825067	Mr D Williams
54	Whitehill Primary School , Whitehill Street West, Heaton Norris, Stockport, Cheshire, SK4 1PB	0161 4802142	Miss J Connell
3	Whittaker Moss Primary School , Elmsfield Avenue, Norden, Rochdale, Lancashire, OL11 5UY	01706 342342	Mrs Joan Williamson
6	Wigan St Andrew's CofE Junior and Infant School , Mort Street, Springfield, Wigan, Lancashire, WN6 7AU	01942 244354	Mrs Wendy Massey
43	Wigan Worsley Mesnes Community Primary School , Clifton Street, Worsley Mesnes, Wigan, Lancashire, WN3 5HN	01942 776457	Mrs B C Szwandt
58	Wilbraham Primary School , Platt Lane, Fallowfield, Manchester, Lancashire, M14 7FB	0161 2243900	Mr Tim Hatcliffe
55	Wild Bank Community School , Demesne Drive, Stalybridge, Cheshire, SK15 2PG	0161 3037404	Mrs Heather Good

Family	School	Telephone	Headteacher
10	William Hulme's Grammar School , Spring Bridge Road, Manchester, M16 8PR	0161 2262054	Mr Steve Patriarca
17	Willows Primary School , Victoria Road, Timperley, Altrincham, Cheshire, WA15 6PP	0161 9807685	Mrs H A Foster
16	Winstanley Community Primary School , Tanhouse Drive, Winstanley, Wigan, Lancashire, WN3 6JP	01942 749141	Mrs Karen Jones
3	Wood Fold Primary School , Green Lane, Standish, Wigan, Lancashire, WN6 0TS	01257 400271	Mrs Gill Lloyd
32	Woodbank Primary School , Brandlesholme Road, Bury, Lancashire, BL8 1AX	0161 7611253	Mr J Wood
7	Woodfield Primary School , Wigan Lane, Wigan, Lancashire, WN1 2NT	01942 243675	Mrs Julie Charnley
10	Woodheys Primary School , Meadway, Sale, Cheshire, M33 4PG	0161 9734478	Mrs L Daniels
1	Woodhouse Primary School , Nursery Road, Davyhulme, Urmston, Manchester, Lancashire, M41 7WW	0161 7485844	Mrs E Wallworth
19	Woodhouses Voluntary Primary School , Ashton Road, Woodhouses, Failsforth, Manchester, Lancashire, M35 9WL	0161 6816793	Mrs Michelle Vickers
52	Woodland Community Primary School , Regent Street, Heywood, Rochdale, OL10 3BX	01706 620305	Mr C Sutcliffe
19	Woodley Primary School , Sherwood Road, Woodley, Stockport, Cheshire, SK6 1LH	0161 4306609	Mrs Jan McKenna
24	Worthington Primary School , Worthington Road, Sale, Cheshire, M33 2JJ	0161 9733504	Mr C Searle
21	Yesoiday Hatorah School , Sedgley Park Road, Prestwich, Manchester, Lancashire, M25 0JW	0161 7736364	Rabbi Y Yodaiken
15	Yew Tree Community Primary School , Acorn Nursery and MLD Resource Base, Yew Tree Lane, Dukinfield, Cheshire, SK16 5BJ	0161 3383452	Mrs Anne Short
38	Yew Tree Community School , Alcester Street, Chadderton, Oldham, Lancashire, OL9 8LD	0161 2845464	Mrs Martine Buckley

© Crown copyright 2011

Extracts from this document may be reproduced for non-commercial research, education or training purposes on the condition that the source is acknowledged. For any other use please contact *hmsolicensing@opsi.gov.uk*

Ref: DFE-00048-2011

Families of Schools Website:

<http://www.education.gov.uk/publications/standard/publicationDetail/Page1/DFE-00048-2011>