

Final decisions on changes to the performance tables in 2003

Overview:

This note announces the Secretary of State's final decisions following consultation on changes in 2003 to the content of the primary school, secondary school (Key Stage 3), secondary school (GCSE/GNVQ) and post-16 performance tables.

Further information:

This information is also available on our website at: www.dfes.gov.uk/performance-tables or from Malcolm Harris at the Department for Education and Skills, Great Smith Street, London, SW1P 3BT. Telephone: 020 7925 5271 Email: Malcolm.Harris@dfes.gsi.gov.uk.

Following consultation earlier this year, the Secretary of State has decided that the content of this year's performance tables will be subject to the changes over the page.

The content of the 2003 tables is listed at Annex A.

A more detailed explanation of the content of the 2003 performance tables will be provided to schools and colleges in September when they are asked to check their results data prior to publication.

department for

education and skills

creating opportunity, releasing potential, achieving excellence

Primary School (Key Stage 2) Performance Tables

The Secretary of State has decided to extend the data published in the primary school tables this year. Therefore, in addition to the existing threshold indicators, the 2003 tables will include:

- a value added measure showing the progress made by pupils from Key Stage 1 to Key Stage 2, using the methodology proposed in consultation; and
- an indicator showing the percentage of pupils achieving Level 5 in the tests in each of the core subjects of English, mathematics and science.

The consultation proposed that we publish the Key Stage 1 to Key Stage 2 value added measure for schools with fewer than 11 eligible pupils. However, after careful consideration of the responses received on this proposal, the Secretary of State has decided not to publish a value added measure for small schools.

Also, based on the responses to our proposal in consultation to publish the primary school performance tables, the Secretary of State has decided that the Department will publish the primary school tables instead of local education authorities (LEAs).

Secondary School (Key Stage 3) Performance Tables

The Secretary of State has decided to make no change to the performance indicators showing the achievements of pupils at the end of Key Stage 3. He has also decided to report separately school and LEA level Key Stage 3 results in stand-alone Key Stage 3 performance tables.

After careful consideration of the responses to consultation on our proposal to publish Key Stage 3 results for maintained schools only, the Secretary of State has decided that Key Stage 3 results for pupils in independent schools will not be published.

Secondary School (GCSE/GNVQ) Performance Tables

The Secretary of State has decided to retain the same format and content for the secondary school tables this year as last year.

This year, a pilot study will report value added measures showing the progress pupils make from Key Stage 2 to GCSE/GNVQ. The Department will publish the outcome of this study at the same time as the secondary school (GCSE/GNVQ) tables.

Post-16 Performance Tables

The Secretary of State has decided to make the following changes to the Post-16 tables:

- to report Key Skills at Level 3 together with A/AS results in combined indicators; and
- to report Advanced Extension Awards in a separate column in the tables.

Pupils recently arrived from overseas whose first language is not English

Key Stage 2, Key Stage 3 and GCSE/GNVQ results will again be discounted in respect of pupils recently arrived from overseas with little or no English, provided the pupils meet all of the following criteria:

- they were admitted to an English school for the first time on or after the start of the 2001/2002 school year; and
- they arrived from overseas prior to their admission; and
- their first language is not English.

ANNEX A**CONTENTS OF 2003 PRIMARY SCHOOL (KEY STAGE 2) PERFORMANCE TABLES****Background Information**

- name, address and telephone number
- school type
- age range
- Charter Mark (if applicable)
- total number of pupils on roll (all ages)
- total number and percentage of pupils with SEN, with statements
- total number and percentage of pupils with SEN, without statements
- number of pupils on roll aged 11

Key Stage 2 Test Results

- total number of pupils eligible for assessment under the 2003 Key Stage 2 arrangements on roll at the time of the tests
- number and percentage of pupils eligible for Key Stage 2 assessment with SEN, with statements
- number and percentage of pupils eligible for Key Stage 2 assessment with SEN, without statements

- **English**

- percentage of eligible pupils achieving Level 4 or above
- percentage of eligible pupils achieving Level 5
- percentage of eligible pupils who were absent or disappplied

- **Mathematics**

- percentage of eligible pupils achieving Level 4 or above
- percentage of eligible pupils achieving Level 5
- percentage of eligible pupils who were absent or disappplied

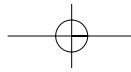
- **Science**

- percentage of eligible pupils achieving Level 4 or above
- percentage of eligible pupils achieving Level 5
- percentage of eligible pupils who were absent or disappplied

Average Point Score

- points allocated for each pupils' results using equivalences adopted in the Autumn Package

Pupils that are absent or disappplied at the time of the tests are not included in the calculations for the average point score.

**Improvement Measure**

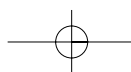
- aggregate of the three test percentages for 2000
- aggregate of the three test percentages for 2001
- aggregate of the three test percentages for 2002
- aggregate of the three test percentages for 2003

Value Added Measure

- KS1 – KS2 VA measure based on progress between KS1 and KS2
- percentage of eligible pupils included in the VA measure
- percentage of pupils included in the VA measure who were on roll at the school for both the KS1 and KS2 tests

Absence Rates

- total number of day pupils of compulsory school age on roll for at least one session
- percentage of pupil sessions (half days) missed through authorised absence
- percentage of pupil sessions (half days) missed through unauthorised absence



CONTENTS OF 2003 SECONDARY SCHOOL (KEY STAGE 3) PERFORMANCE TABLES

Background Information

- name, address and telephone number
- school type
- specialist school indicator (if applicable)
- admissions policy
- gender of intake
- age range
- total number of pupils on roll (all ages)
- total number and percentage of pupils with SEN, with statements
- total number and percentage of pupils with SEN, without statements
- number of 13 year olds on roll at the time of the Pupil Level Annual Schools' Census

Key Stage 3 Test Results

- number of pupils eligible for assessment under the 2003 Key Stage 3 arrangements on roll at the time of the tests
- percentage of pupils eligible for KS3 assessment with SEN, with statements
- percentage of pupils eligible for KS3 assessments with SEN, without statements

- **English**

- percentage of eligible pupils achieving Level 5 or above
- percentage of eligible pupils who were absent or disapplied

- **Mathematics**

- percentage of eligible pupils achieving Level 5 or above
- percentage of eligible pupils who were absent or disapplied

- **Science**

- percentage of eligible pupils achieving Level 5 or above
- percentage of eligible pupils who were absent or disapplied

Average Point Score

- points allocated for each pupil's results using equivalences

Pupils that are absent or disapplied at the time of the tests are not included in the calculations for the average point score.

Key Stage 2 to Key Stage 3 Value Added Measure

- value added measure based on progress between Key Stage 2 prior attainment and Key Stage 3 in 2003
- percentage of eligible pupils included in value added calculation.

CONTENTS OF 2003 SECONDARY SCHOOL (GCSE/GNVQ) PERFORMANCE TABLES

Background Information	<ul style="list-style-type: none"> • name, address and telephone number • school type • specialist school indicator (if applicable) • admissions policy • gender of intake • age range • total number of pupils on roll (all ages) • total number and percentage of pupils with SEN, with statements • total number and percentage of pupils with SEN, without statements
GCSE/GNVQ Results: pupils in Year 11	<ul style="list-style-type: none"> • number of pupils in Year 11 (optional) • percentage of pupils in Year 11 achieving the equivalent of 5+A*-C grades (optional)
GCSE/GNVQ results for pupils aged 15 at start of the school year	<ul style="list-style-type: none"> • number of 15 year olds on roll • number and percentage of pupils aged 15 with SEN, with statements • number and percentage of pupils aged 15 with SEN, without statements • percentage of 15 year olds achieving the equivalent of 5+A*-C grades • percentage of 15 year olds achieving the equivalent of 5+A*-G grades • percentage of 15 year olds with no passes • average capped point score per 15 year old
GCSE/GNVQ Improvement Measure	<ul style="list-style-type: none"> • percentage of 15 year olds achieving the equivalent of 5+ A*-C in 2003 and the years 2000 to 2002 inclusive • percentage of 15 year olds with no GCSE/GNVQ passes in 2003 and the years 2000 to 2002 inclusive
Key Stage 3 to GCSE/GNVQ Value Added	<ul style="list-style-type: none"> • value added measure based on progress between Key Stage 3 prior attainment and GCSE/GNVQ in 2003 • percentage of 15 year old pupils included in VA calculation • average number of GCSE/GNVQs taken by pupils in VA calculation • percentage of pupils included in VA calculation at the school for both Key Stage 3 and GCSE/GNVQ
Pupils studying for other specified vocational qualifications or units	<ul style="list-style-type: none"> • number of 15 year olds studying for units of approved GNVQs, full awards or units of approved NVQs, full awards or units in other qualifications regarded as pre-cursors to the GNVQ/NVQ framework and IT Key Skills Levels 1 and 2 • percentage achieving all qualifications or units studied
Absence record for day pupils of compulsory school age	<ul style="list-style-type: none"> • total number of day pupils of compulsory school age • percentage of half days missed due to authorised absence • percentage of half days missed due to unauthorised absence

CONTENTS OF 2003 POST-16 PERFORMANCE TABLES

Background Information

- name, address and telephone number
- institution type
- specialist school indicator (if applicable)
- admissions policy
- gender of intake
- age range
- number of 16-18 year olds on roll

General and Vocational A level and AS results and Key Skills at Level 3

- number entered
- average point score per student
- average point score per examination entry

Advanced Extension Awards

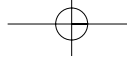
- number of students entered
- percentage of students achieving qualifications

Other Advanced Vocational Qualifications

- number and percentage of 16-18 year olds at the end of two years of study for a BTEC National Diploma or C&G DVE at National level achieving an award

Intermediate Vocational Qualifications

- number and percentage of 16-18 year olds at the end of one year of study for an Intermediate GNVQ, BTEC First Diploma or C&G DVE at Intermediate level achieving an award
- number and percentage of 16-18 year olds entered for an IB Diploma achieving an award



Copies of this publication can be obtained from:

DfES Publications
PO Box 5050
Sherwood Park
Annesley
Nottingham NG15 0DJ
Tel: 0845 6022260
Fax: 0845 6033360
Textphone: 0845 6055560
Email: dfes@prolog.uk.com

Please quote ref: DfES/0570/2003

Produced by the Department for Education and Skills

Extracts from this document may be reproduced for non commercial education or training purposes on the condition that the source is acknowledged.

