

## **Statistics Bulletin**

Higher Qualifications Quarterly:  
April to June 2011



August 2011

Ofqual/11/4965

# Contents

- Key Findings ..... 2
- Introduction ..... 3
- Achievements this quarter ..... 5
- Regulated Higher Qualifications ..... 8
- Achievements ..... 10
- Awarding organisations ..... 13
- Sector subject area ..... 14
- Type of qualification ..... 16
- Level of qualification ..... 18

## **Key Findings**

This bulletin covers qualifications of all types at Level 4 and above (equivalent to post-A level), excluding university degrees, which are regulated by the Quality Assurance Agency (QAA) rather than Ofqual. There is some overlap between the figures in this bulletin and the Vocational Qualifications Quarterly which covers NVQ, VRQ, QCF and Occupational Qualifications at all levels.

There has been a large growth since 2010 in available higher qualifications. This is in line with the transition of qualifications to the QCF, which started to see large growth at the beginning of 2010.

There were 26,150 Higher Qualification achievements in April to June 2011, an increase of 14 per cent from the same quarter of 2010. This figure covered 524 different qualifications. The individual qualification with the greatest number of achievements was C&G Level 4 Award in Preparing to Teach in the Lifelong Learning Sector.

In April to June 2011, achievements for Higher Qualifications were recorded by 76 awarding organisations. The awarding organisation that recorded the most achievements was City and Guilds of London Institute, with 4,550 achievements.

The sector subject area with the most achievements was Business, Administration and Law, with 12,450 achievements; this represents 48 per cent of the total Higher achievements.

The Higher Qualification type with the greatest number of achievements was QCF type, with 15,300 achievements, representing 59 per cent all Higher achievements.

The level with the most achievements was Level 4, which recorded 16,750 achievements; this represents 64 per cent of the total Higher achievements.

## Introduction

This statistical bulletin is published by the regulator for Vocational Qualifications in England and Northern Ireland. It presents data on achievements for regulated Higher Qualifications in England, Wales and Northern Ireland during the April to June 2011 quarter.

This bulletin is one of a suite of three publications presenting quarterly data on achievements for regulated qualifications, excluding GCSEs, GCEs<sup>1</sup> and diplomas. The other two bulletins are:

- Vocational Qualifications Quarterly (covers NVQ, VRQ, QCF and Occupational Qualifications at all levels)
- Supplemental Qualifications Quarterly (covers Entry to Level 3 for Basic Skills, Entry Level, ESOL, Free-Standing Mathematics Qualifications, Functional sSkills, Key Skills and Other General qualifications)

All awarding organisations submit data to Ofqual each quarter on the number of achievements for regulated qualifications (excluding GCSE and GCE) during the quarter. Achievements are recorded in the quarter during which the final certificate is issued. This bulletin presents this data, giving information on the number of achievements recorded by awarding organisations, and the sector subject area, qualification type and level of achievements. All regulated qualifications are included, regardless of age of learner, centre type and funding status of the qualification.

Geographical coverage: This bulletin covers the regulated qualifications of all recognised awarding organisations in England, Wales and Northern Ireland. Only one figure for the total number of achievements for each qualification is available, so it is not currently possible to present the data at country level. We have now started collecting more comprehensive data and eventually expect to be able to present data at country level.

Qualification type: At the point of accreditation, regulated qualifications are allocated to one of 18 qualification types, which are used to classify qualifications in this bulletin. It is recognised that this is not currently an ideal classification system, as very similar qualifications may appear under different types e.g. NVQ and QCF, and some qualifications are miscoded. We are investigating how this situation might be improved in the future.

---

<sup>1</sup> Data for GCSEs and GCEs can be found on the Joint Council for Qualifications (JCQ) website at [www.jcq.org.uk/national\\_results/index.cfm](http://www.jcq.org.uk/national_results/index.cfm) or at [www.ofqual.gov.uk/research-and-statistics/statistics/general-data](http://www.ofqual.gov.uk/research-and-statistics/statistics/general-data)

Revisions: Once published, data on the number of certifications for any qualification are not usually subject to revision. Data may be revised in subsequent bulletins due to late-received data or if an error is identified. Qualifications may also be re-categorised to a different type, level, sector subject area or awarding organisation. In some cases, this may result in previous data being amended to reflect the new categorisation.

In this bulletin some figures have been revised since the first quarter 2011 bulletin. These were due to a late submission of data received from one awarding organisation, a duplicate qualification found in a correction file from one awarding organisation and a historical update from one awarding organisation.

Completeness of the data: Data is sent to Ofqual every quarter by each awarding organisation. Any awarding organisation that does not return a complete set of data within the collection period is contacted to ensure the data is as complete as possible. For this quarter data was received from all but one awarding organisation, the Accrediting and Assessment Bureau for Post-Secondary Schools.

Figures in the commentary for the numbers of achievements recorded are rounded to the nearest fifty. This reflects the inaccuracies inherent in any large-scale data collection.

Due to seasonal variation in the number of achievements over the year, comparisons in this bulletin are only made to data in the same quarter of the previous year.

The raw data, since 1989, is available in the Regulated Qualifications Activity data set in the statistics section of Ofqual's website: [www.ofqual.gov.uk/research-and-statistics/statistics/vocational-data](http://www.ofqual.gov.uk/research-and-statistics/statistics/vocational-data)

Definitions: a glossary is available as a separate document in the statistical section of Ofqual's website: [www.ofqual.gov.uk/research-and-statistics/165/411](http://www.ofqual.gov.uk/research-and-statistics/165/411) with further details on sector subject area classifications, qualification types and levels.

In the charts in this bulletin quarter numbers refer to calendar quarters; thus Q1 refers to January to March, Q2: April to June, Q3: July to September and Q4: October to December.

Any suggestions or comments regarding this bulletin would be welcome; contact details are at the back of this document.

## Achievements this quarter

To provide an overall perspective on achievements during the latest quarter, this section presents figures for all qualifications types, except general and diploma types. Further details for types not included in this bulletin can be found in the companion bulletins on Vocational and Supplemental Qualifications.

In April to June 2011 the total number of achievements across qualification types was as follows (with April to June 2010 shown for comparison):

	April to June 2010	April to June 2011	
Basic Skills	247,900	175,300	↓
ESOL	115,350	53,750	↓
Entry Level	30,300	22,500	↓
Free Standing Mathematics Qualification			
Functional Skills	23,050	156,050	↑
Higher Level	6,850	3,950	↓
Key Skills	218,300	130,600	↓
National Vocational Qualification	213,450	128,550	↓
Occupational Qualification	5,650	3,600	↓
Other General Qualification	189,350	128,800	↓
QCF	202,600	713,400	↑
Vocationally-Related Qualification	725,800	386,900	↓
<b>Total number of Achievement</b>	<b>1,978,600</b>	<b>1,903,400</b>	↓

From the table above we can see the impact of qualifications being restructured onto the Qualifications and Credit Framework, with a three-fold increase in the number of achievements. We also see a six fold increase in Functional Skills achievements, a qualification type which replaces Key Skills. Key Skills has a corresponding decline of 87,700 achievements (40% compared with April to June 2010). With qualifications being restructured onto QCF we see a decline in all other qualification types, with the

largest decreases in achievements reported to VRQs (47%), ESOL (53%), Higher Level (42%), NVQ's (40%) and Occupational Qualifications (36%).

Those with a rather smaller decline were Other General (32% decrease), Basic Skills (29%) and Entry Level (26% decrease)

In April to June 2011 the 20 qualifications with the highest numbers of achievements across all qualification types, were as follows:

	Qualification type	Number of achievements
OCR Level 2 National First Award in ICT	VRQ	57,050
CIEH Level 2 Award in Food Safety in Catering (QCF)	QCF	51,400
ABRSM Level 1 Award in Music Performance	OG	44,800
OCR Level 2 National Award in ICT	VRQ	34,800
Edexcel Functional Skills in Mathematics at Level 1	FS	17,250
ABRSM Level 2 Certificate in Music Performance	OG	16,750
OCR Level 2 Certificate in Adult Literacy	BS	16,600
EDEXCEL Level 2 BTEC First Certificate in Sport	VRQ	16,600
EDEXCEL Level 2 BTEC First Certificate in Applied Science	VRQ	16,400
OCR Level 1 Certificate in Adult Numeracy	BS	15,700
OCR Level 2 Certificate in Adult Numeracy	BS	15,150
BSC Level 1 Award in Health and Safety at Work (QCF)	QCF	14,850
OCR Level 1 Certificate in Adult Literacy	BS	13,900
Sports Leaders UK Level 1 Award in Sports Leadership	QCF	12,900
BCS Level 2 Certificate in IT User Skills	QCF	12,750
EDEXCEL Level 2 Certificate in Adult Literacy	BS	12,750
Edexcel Functional in Mathematics at Level 2	FS	12,750

*Higher Qualifications Quarterly:  
April to June 2011*

---

CIEH Level 2 Award in Health and Safety in the Workplace	QCF	12,450
EDEXCEL Level 2 Certificate in Adult Numeracy	BS	12,050
City & Guilds Level 2 Certificate in Adult Literacy	BS	10,500

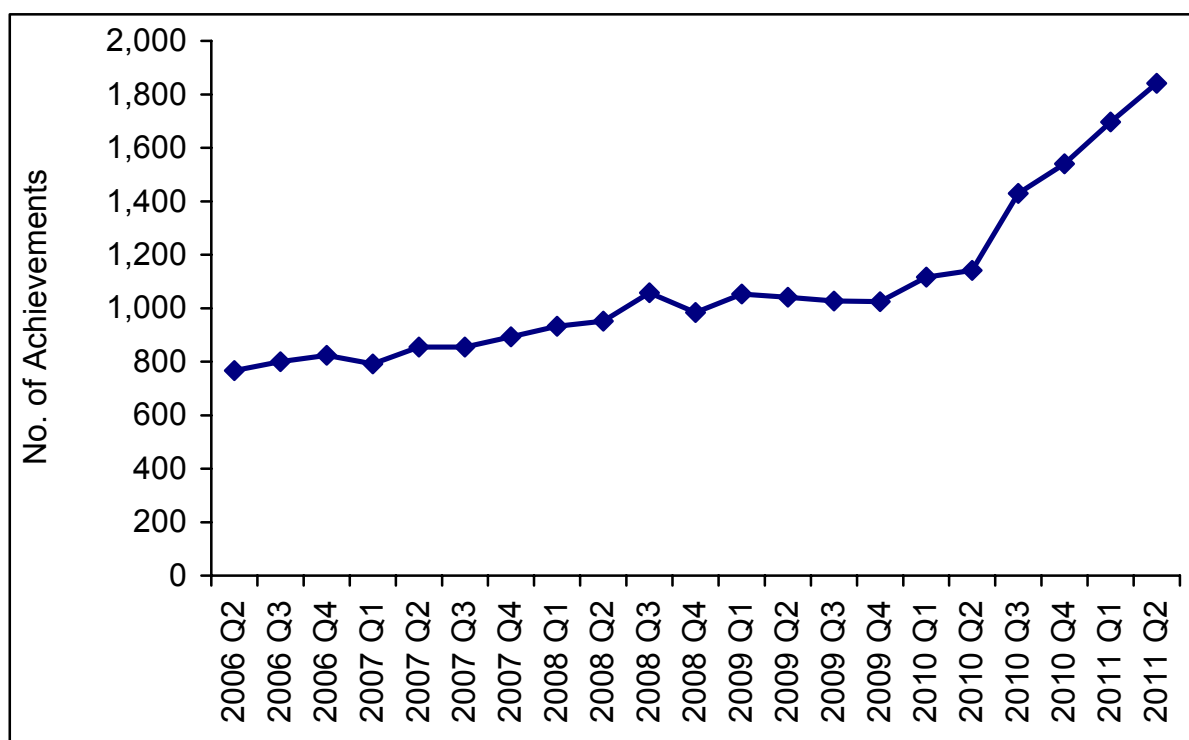
---



## Regulated Higher Qualifications

There are currently 1,841 available regulated Higher Qualifications. These comprise 930 QCF type, 529 Higher Level, 268 NVQ, 72 Key Skills, 33 Occupational Qualifications and 9 ESOL (English for Speakers of Other Languages) qualifications (see Figure 1 and Table 1). Available qualifications are those that are listed in the Register of Regulated Qualifications as available for awarding i.e. they have passed their start/effective date but have not yet passed their final certification end date.

**Figure 1:** Number of available regulated higher qualifications, per quarter, April to June 2006 to April to June 2011



The continual growth of available qualifications could be due to higher qualifications being available on the QCF framework. Previous to 2006 higher qualifications were limited in their availability, with VRQs going up to level 3 only and NVQs up to level 5 (although the higher level NVQs have made up a consistently small part of the total NVQ achievements, ranging between 3% and 6% over the past six years; for more information see the Vocational Qualifications Quarterly). Between 2006 and 2008 the QCF was piloted and the recognition conditions for QCF were published in 2008. The large growth since 2010 is in line with the transition of qualifications to the QCF, which started to see large growth at the beginning of 2010.

During the last quarter, 162 new Higher Qualifications were added to the list of available regulated qualifications. All of these were QCF type.

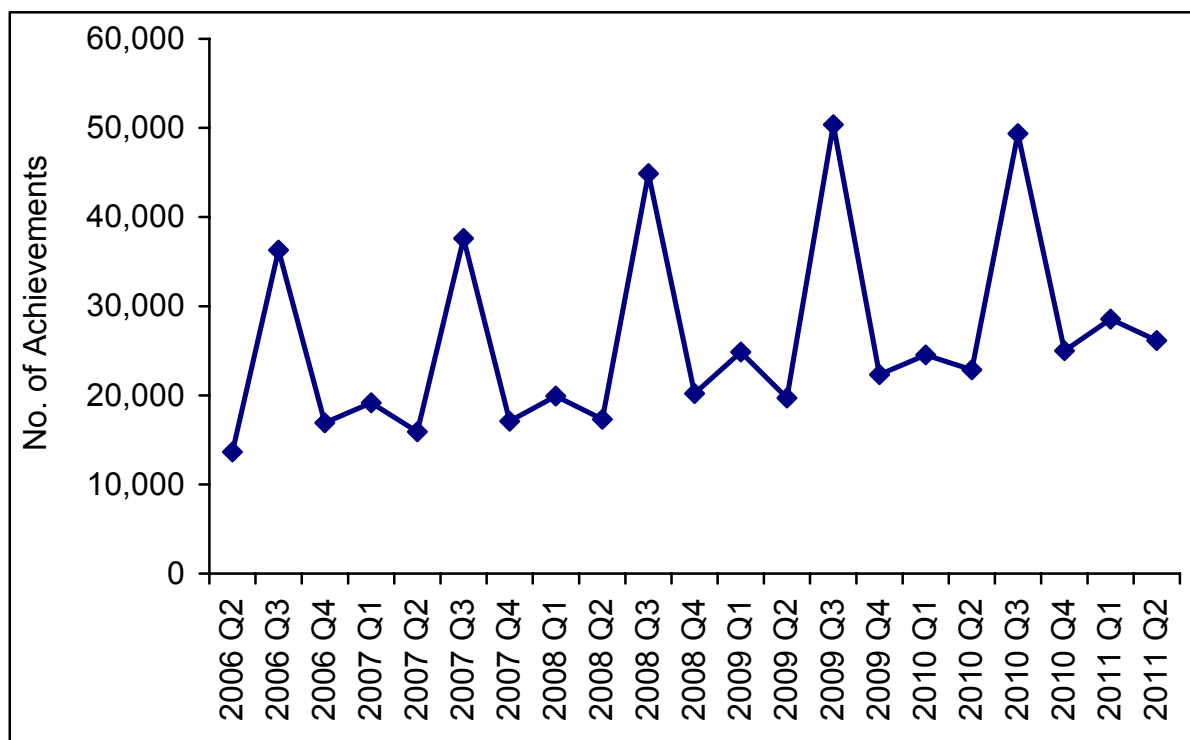
During the last quarter, no existing Higher Qualifications were re-categorised to a different type, level or sector subject area.

Since the previous quarter, 25 qualifications transferred between awarding organisations.

## Achievements

There were 26,150 achievements recorded for regulated Higher Qualifications in April to June 2011, an increase of 14 per cent from the same quarter of 2010 (see Table 2 and Figure 2).

**Figure 2:** Total number of Higher Qualification achievements, per quarter, April to June 2006 to April to June 2011



From Figure 2 we can see the continual steady growth of achievements in Higher Qualifications. This is in line with the growth in achievements seen on the QCF (see Figure 8).

The achievements in April to June 2011 covered 524 different qualifications, with a wide range in the number of achievements per qualification. For 59 qualifications there were greater than 100 achievements during April to June 2011 and for two qualifications there were at least 1,000 achievements.

The five Higher Qualifications with the greatest numbers of achievements in April to June 2011 were as follows (with April to June 2010 figures shown for comparison).

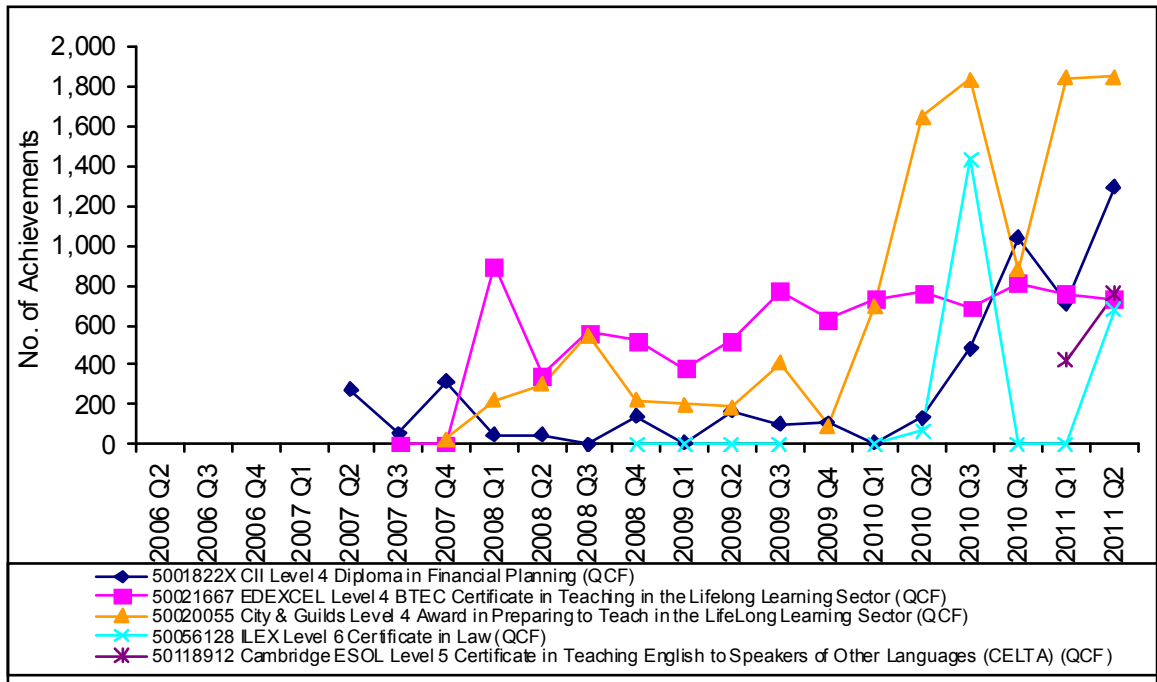
	Number of achievements	
	April to June 2010	April to June 2011
City & Guilds Level 4 Award in Preparing to Teach in the Lifelong Learning Sector (QCF)	1650	1850
CII Level 4 Diploma in Financial Planning (QCF)	150	1300
Cambridge ESOL Level 5 Certificate in Teaching English to Speakers of Other Languages (CELTA) (QCF)	0	750
EDEXCEL Level 4 BTEC Certificate in Teaching in the Lifelong Learning Sector (QCF)	750	750
ILEX Level 6 Certificate in Law (QCF)	50	700

All five of these qualifications are on the QCF. The 50 qualifications with the greatest number of achievements are listed in Table 3; figures in the tables are rounded to the nearest 50.

The zero figure for April to June 2010 for the Cambridge ESOL Level 5 Certificate in Teaching English to Speakers of Other Languages is rather deceptive. The achievement rate for this qualification has been relatively consistent, but a year ago the certifications were made against the old NQF version, which had 850 achievements in April-June 2010.

Figure 3 (overleaf) shows the trend since April to June 2006 for the five Higher Qualifications with the greatest number of achievements in April to June 2011.

**Figure 3:** The five Higher Qualifications with the largest number of achievements in April to June 2011, showing trend from April to June 2006



## Awarding organisations

There are currently 103 recognised awarding organisations that offer regulated Higher Qualifications.

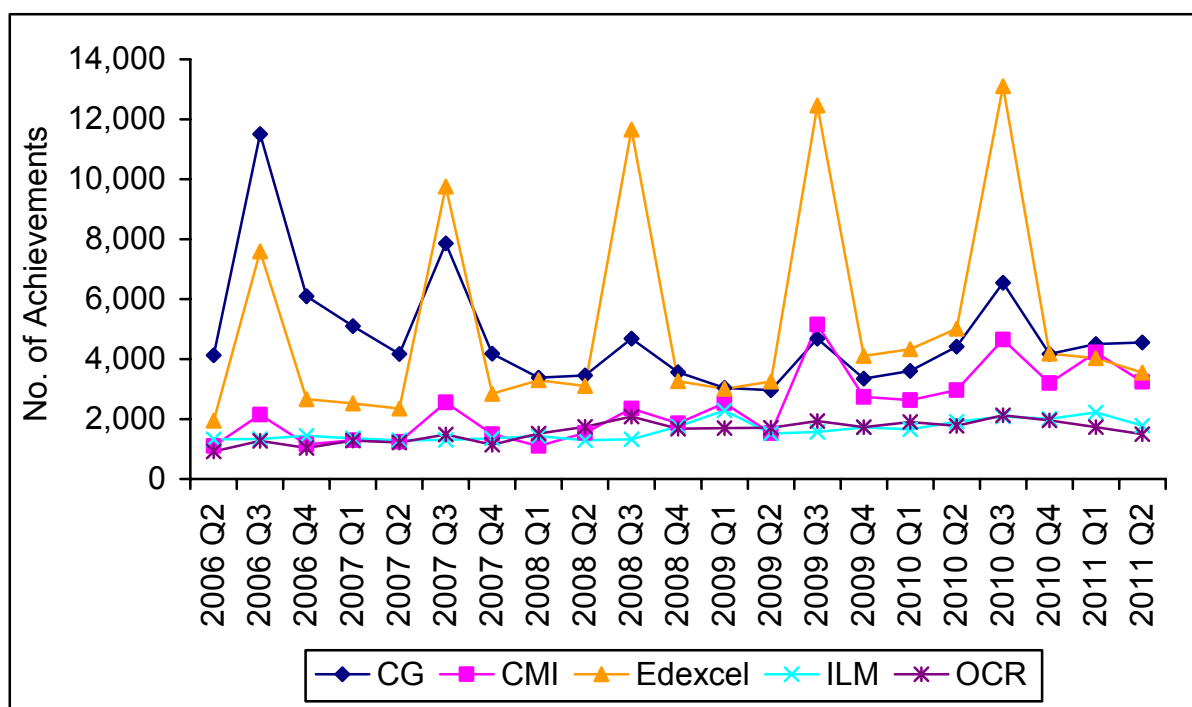
In April to June 2011, 76 awarding organisations recorded achievements. The organisation which awarded the greatest number was City and Guilds of London Institute with 4,550 achievements, an increase of 3 per cent from the same quarter of 2010.

The organisation which recorded the second largest number of achievements was Pearson Education Ltd (Edexcel), with 3,550 achievements, a decrease of 29 per cent from the same quarter of 2010.

The organisation which recorded the third largest number of achievements was the Chartered Management Institute with 3,250 achievements, an increase of 10 per cent from the same quarter of 2010.

Figure 4 shows the trend since 2006 for the five awarding organisations with the greatest numbers of achievements during April to June 2011. The 50 awarding organisations with the greatest numbers of achievements are listed in Table 4.

**Figure 4:** The five awarding organisations with the greatest number of achievements for Higher Qualifications in April to June 2011, showing trends from April to June 2006



## Sector subject area

Regulated qualifications are allocated to one of 15 Sector Subject Area (SSA) codes; see the glossary for further details.

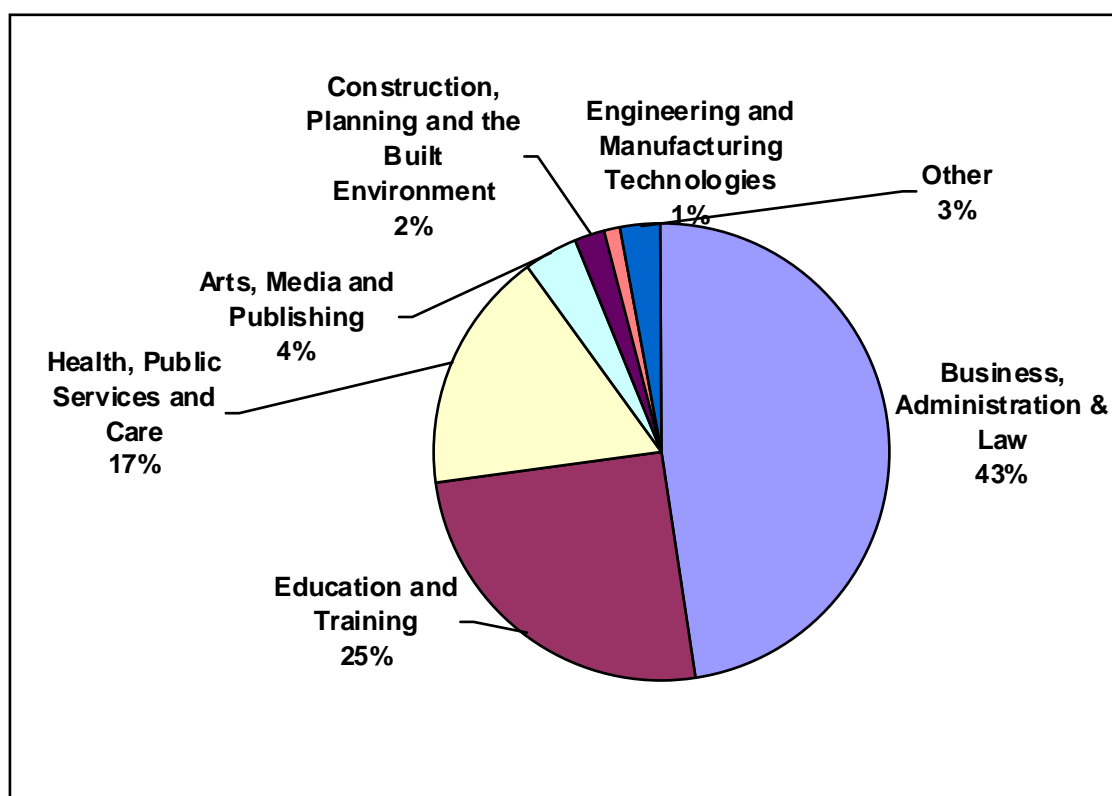
The Sector Subject Area with the greatest number of achievements for Higher Qualifications in April to June 2011 was Business, Administration and Law, with 12,450 achievements, an increase of 38 per cent from the same quarter of 2010.

The second most common SSA was Education and Training, with 6,550 achievements, an increase of 12 per cent from the same quarter of 2010.

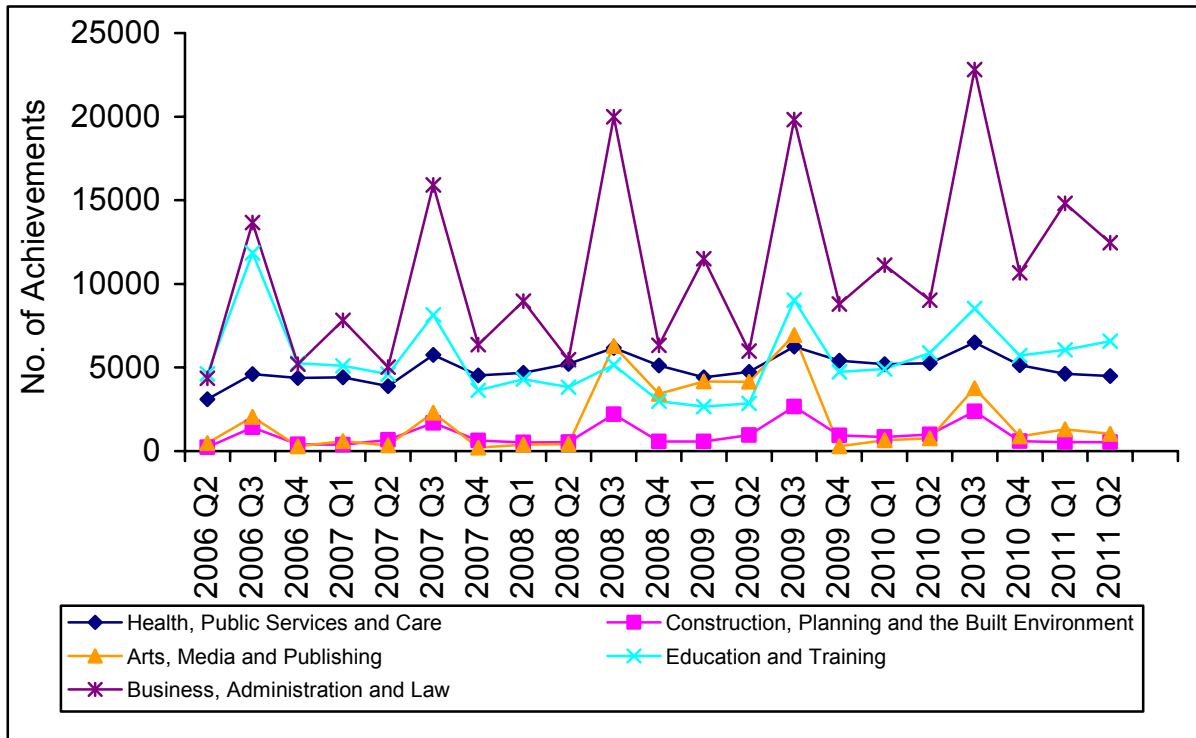
The third most common SSA was Health, Public Services and Care, with 4,500 achievements, a decline of 14 per cent from the same quarter of 2010.

Figure 5 shows the breakdown of Higher Qualifications by SSA for April to June 2011 and figure 6 shows the trend since 2005 for the five largest SSAs during April to June 2011.

**Figure 5:** Higher Qualification achievements, by SSA, April to June 2011



**Figure 6:** Higher Qualification achievements, by SSA, April to June 2006 to April to June 2011, showing the five largest SSAs (see Table 5 for further details)





## Type of qualification

Regulated qualifications are allocated to one of 18 qualification types; see the glossary for a full listing.

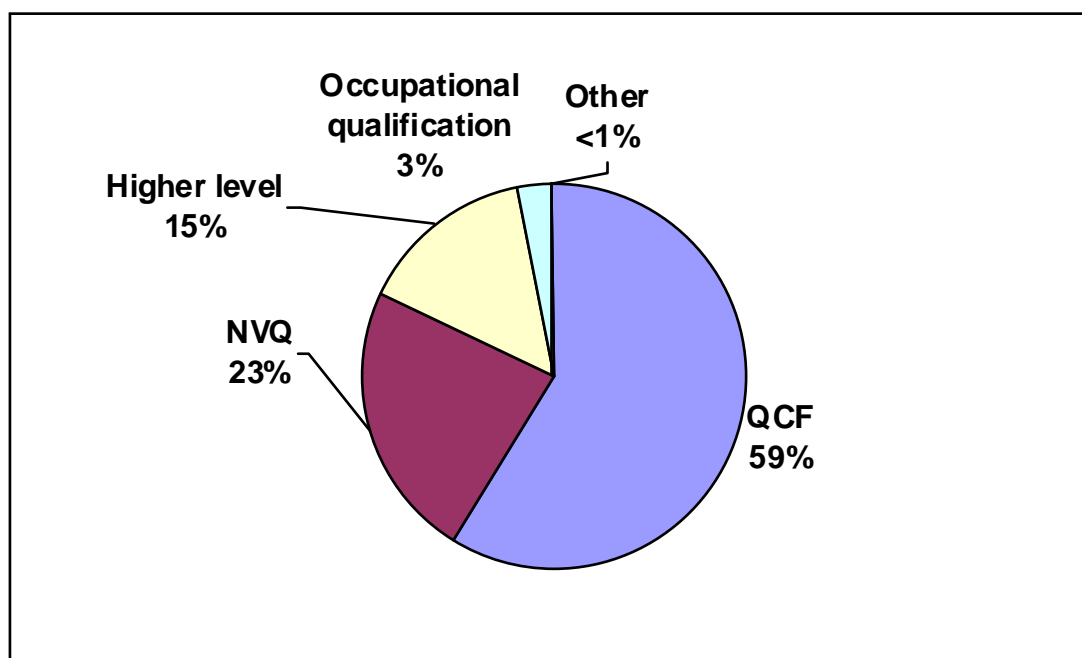
The qualification type with the greatest number of achievements for Higher Qualifications in April to June 2011 was QCF type, with 15,300 achievements, an increase of 92 per cent from the same quarter of 2010. This increase reflects the restructuring of many qualifications which were previously on the NQF and are now on the QCF.

The second most frequently awarded qualification type was the National Vocational Qualification (NVQ), with 6,100 achievements, a decrease of 15 per cent from the same quarter of 2010.

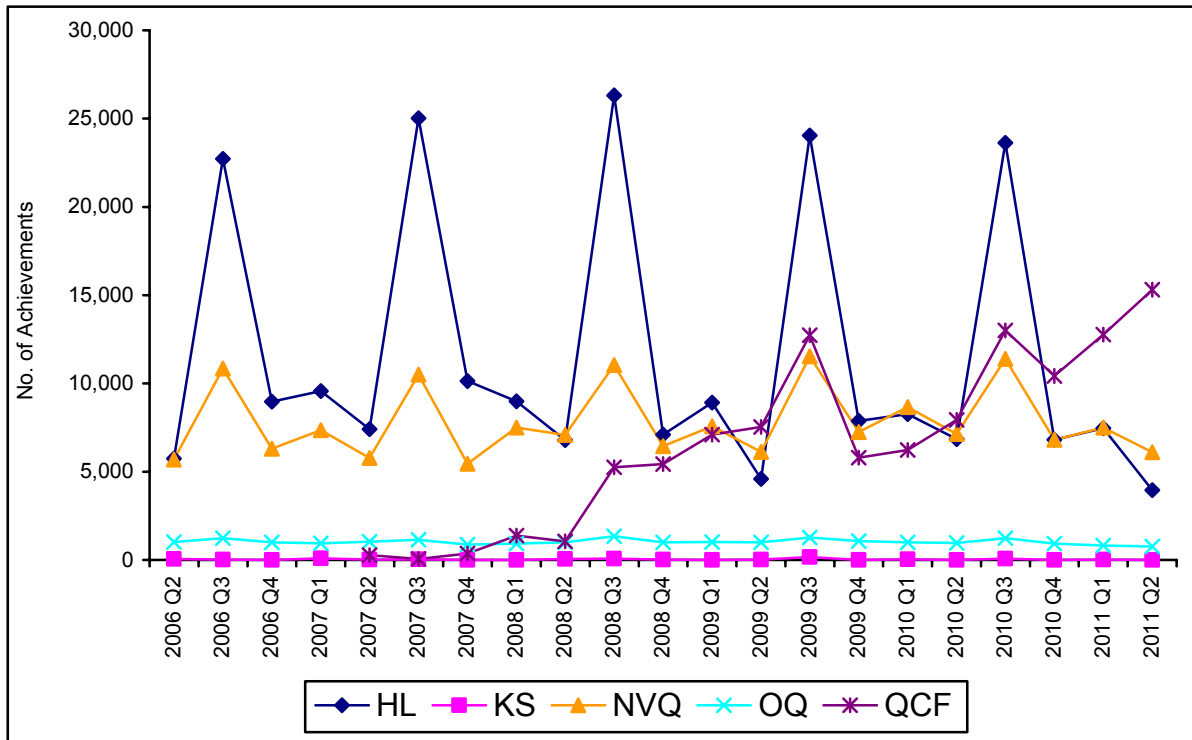
The qualification type with the third highest number of achievements was Higher Level, with 3,950 achievements, a decrease of 42 per cent from the same quarter of 2010.

Figure 7 shows the breakdown of Higher Qualifications by type for April to June 2011 and Figure 8 shows the trend since 2005 for the qualification types with the greatest numbers of achievements during April to June 2011.

**Figure 7:** Higher Qualification achievements, by qualification type, April to June 2011



**Figure 8:** Higher Qualification achievements, by qualification type, 2005/06 to April to June 2011, showing the five largest types (see Table 6 for further details)



## Level of qualification

All regulated qualifications are assigned a level, ranging from Entry, then 1 to 8; see the glossary for full details. Higher qualifications are at Levels 4 to 8.

The level with the greatest number of achievements for Higher Qualifications in April to June 2011 was Level 4, with 16,750 achievements, an increase of 19 per cent from the same quarter of 2010.

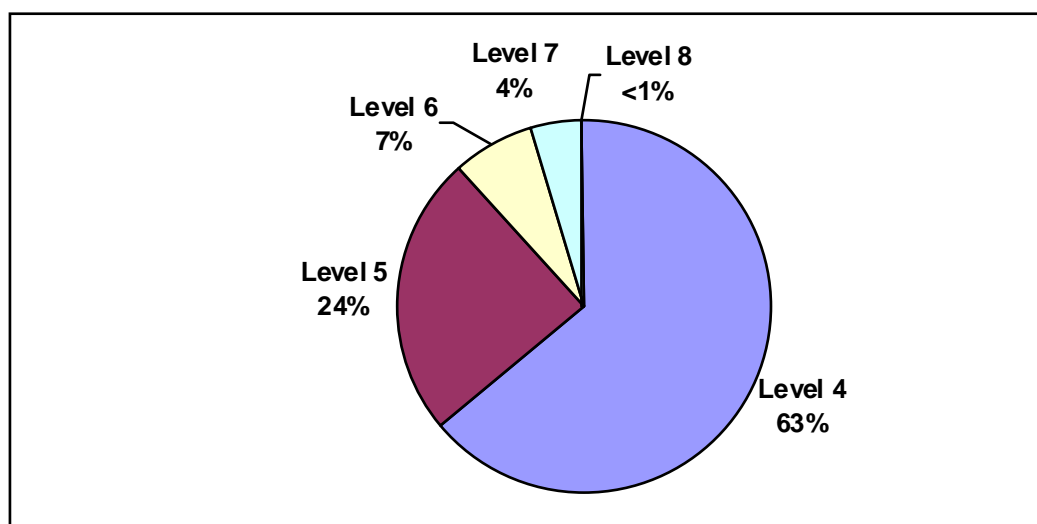
The second most frequent qualification level was Level 5, with 6,350 achievements, a slight decrease of 2 per cent from the same quarter of 2010.

The third most common level was Level 6, with 1,900 achievements. This is different from the same quarter of 2010 when there were only 800 achievements at Level 6. In particular, there are three qualifications with large changes over the period of the last 12 months:

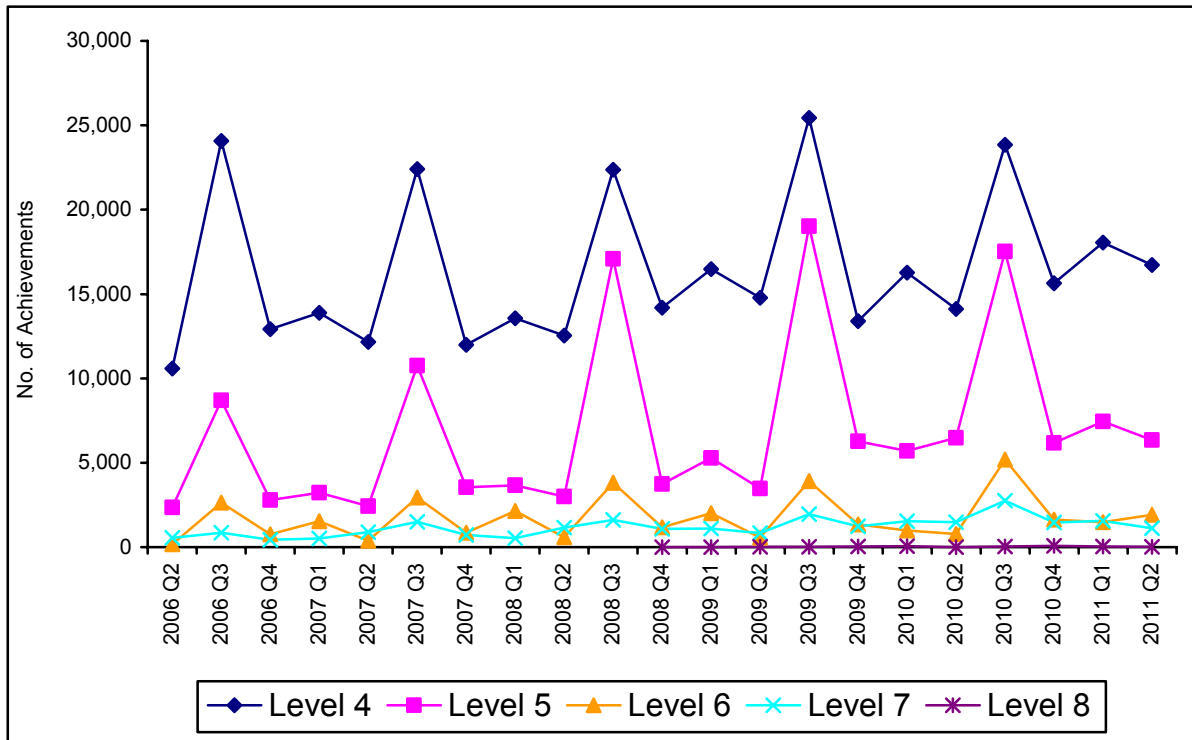
Qualification title	Number of Achievements	
	2010.2	2011.2
ILEX level 6 Certificate in Law (QCF)	68	680
CISI Level 6 Certificate in Private Client Investment Advice & Management (QCF)	45	239
CII Level 6 Advanced Diploma in Financial Planning (QCF)	14	184

Figure 9 shows the breakdown of Higher Qualifications by level for April to June 2011 and Figure 10 shows the trend since 2005 for each level.

**Figure 9:** Higher Qualification achievements, by level of qualification, January to March 2011



**Figure 10:** Higher Qualification achievements, by level of qualification, 2005/06 to April to June 2011 (see Table 7 for further details)



# Tables

Table 1: Number of regulated available qualifications for: Higher Level, from 05-06 to Apr-Jun 2011  
England, Wales & Northern Ireland

period	ESOL English for Speakers of Other Languages	HL Higher Level	KS Key Skills	NVQ National Vocational Qualification	OQ Occupational Qualification	QCF	Total number of Qualifications
05-06	11	347	32	449	33		872
06-07	11	413	32	414	33	17	920
07-08	11	505	32	399	33	108	1,088
08-09	12	545	32	365	37	160	1,151
09-10	11	577	68	315	35	496	1,502
Oct-Dec 2005	11	321	32	409	31		804
Jan-Mar 2006	11	329	32	357	31		760
Apr-Jun 2006	11	334	32	361	29		767
Jul-Sep 2006	11	345	32	381	31		800
Oct-Dec 2006	11	364	32	384	33		824
Jan-Mar 2007	11	375	32	341	33		792
Apr-Jun 2007	11	384	32	389	33	6	855
Jul-Sep 2007	11	383	32	380	33	16	855
Oct-Dec 2007	11	421	32	363	33	33	893
Jan-Mar 2008	11	446	32	364	33	46	932
Apr-Jun 2008	11	423	32	370	33	83	952
Jul-Sep 2008	11	502	32	372	33	108	1,058
Oct-Dec 2008	11	472	32	319	33	117	984
Jan-Mar 2009	12	510	32	328	36	135	1,053
Apr-Jun 2009	12	500	32	317	37	143	1,041
Jul-Sep 2009	11	505	32	286	36	154	1,024
Oct-Dec 2009	11	526	2	301	33	152	1,025
Jan-Mar 2010	10	545	6	301	33	222	1,117
Apr-Jun 2010	10	534	60	299	33	206	1,142
Jul-Sep 2010	10	540	67	290	33	489	1,429
Oct-Dec 2010	10	552	72	291	35	580	1,540
Jan-Mar 2011	9	540	78	264	33	773	1,697
Apr-Jun 2011	9	529	72	268	33	930	1,841

Source: Regulated Qualifications Activity Database

## Notes:

1. Secondary Qualifications represent qualifications from Entry Level to Level 3. Higher Qualifications represent qualifications from Level 4 to Level 8
2. Data are supplied by awarding organisations
3. Annual Data are for academic years i.e. October to September

Rounding: All Figures are rounded to the nearest 50, values less than 25 will appear as '0'. Figures have been rounded independently so may not sum to the total.

Table 2: Total Achievements: Higher Level Qualifications from 05-06 to Apr-Jun 2011  
England, Wales & Northern Ireland

	Total number of
05-06	83,600
06-07	89,550
07-08	99,200
08-09	115,100
09-10	119,050
10-11	79,700
Oct-Dec 2005	16,350
Jan-Mar 2006	17,300
Apr-Jun 2006	13,650
Jul-Sep 2006	36,300
Oct-Dec 2006	16,900
Jan-Mar 2007	19,150
Apr-Jun 2007	15,900
Jul-Sep 2007	37,600
Oct-Dec 2007	17,100
Jan-Mar 2008	19,900
Apr-Jun 2008	17,300
Jul-Sep 2008	44,900
Oct-Dec 2008	20,200
Jan-Mar 2009	24,850
Apr-Jun 2009	19,700
Jul-Sep 2009	50,350
Oct-Dec 2009	22,300
Jan-Mar 2010	24,550
Apr-Jun 2010	22,850
Jul-Sep 2010	49,350
Oct-Dec 2010	25,000
Jan-Mar 2011	28,550
Apr-Jun 2011	26,150

*Source: Regulated Qualifications Activity Database*

Notes:

1. Secondary Qualifications represent qualifications from Entry Level to Level 3. Higher Qualifications represent qualifications from Level 4 to Level 8
2. Data are supplied by awarding organisations
3. Annual Data are for academic years i.e. October to September

Rounding: All Figures are rounded to the nearest 50, values less than 25 will appear as '0'. Figures have been rounded independently so may not sum to the total.

Table 3: Top 50 Qans by Achievements: For Higher Level Qualifications C40 showing 2011.2 vs 2010.2  
England, Wales & Northern Ireland

	Total Number of achievements	
	2010.2	2011.2
City & Guilds Level 4 Award in Preparing to Teach in the LifeLong Learning Sector (QCF)	1650	1850
CII Level 4 Diploma in Financial Planning (QCF)	150	1300
Cambridge ESOL Level 5 Certificate in Teaching English to Speakers of Other Languages	0	750
EDEXCEL Level 4 BTEC Certificate in Teaching in the Lifelong Learning Sector (QCF)	750	750
ILEX Level 6 Certificate in Law (QCF)	50	700
AAT Level 4 NVQ in Accounting	400	650
CMI Level 5 Diploma in Management and Leadership (QCF)	500	600
CMI Level 5 Certificate in Management and Leadership (QCF)	650	600
NULL	0	500
City & Guilds Level 4 NVQ in Health and Social Care	600	500
AAT Level 4 Diploma in Accounting (QCF)	0	400
CMI Level 5 Award in Management and Leadership (QCF)	200	400
CMI Level 7 Diploma in Strategic Management and Leadership (QCF)	400	400
City & Guilds Level 4 NVQ in Leadership and Management for Care Services	300	400
IFS Level 4 Diploma for Financial Advisers	50	400
Edexcel BTEC Level 4 Award in Preparing to Teach in the Lifelong Learning Sector	350	400
NEBOSH Level 6 Diploma in Occupational Health and Safety	350	400
ILM Level 5 Award in Management (QCF)	500	350
City & Guilds Level 4 Award in Conducting Internal Quality Assurance of the Assessment	350	350
CMI Level 4 Certificate in Management and Leadership (QCF)	150	300
OCR Level 4 NVQ in Policing	550	300
OCR Level 4 NVQ in Advice and Guidance	250	300
ISTD Level 4 Certificate in Vocational Graded Examination in Dance: Advanced 1 (QCF)	0	300
CFA UK Level 4 Certificate in Investment Management (QCF)	0	250
EDEXCEL Level 4 NVQ in Leadership and Management for Care Services	300	250
EDEXCEL Level 4 NVQ in Health and Social Care	350	250
CACHE Level 4 NVQ in Children's Care, Learning and Development	350	250
CISI Level 6 Certificate in Private Client Investment Advice & Management (QCF)	50	250
Edexcel BTEC Level 5 Diploma in Management and Leadership (QCF)	0	250
IFS Level 4 Diploma for Financial Advisers (QCF)	0	200
City & Guilds Level 4 Certificate in Teaching in the Lifelong Learning sector (QCF)	150	200
ILM Level 4 NVQ in Management	250	200
ILM Level 4 Award in Management (QCF)	150	200
Cambridge ESOL Level 5 Certificate in Teaching English to Speakers of Other Languages	850	200
City & Guilds Level 4 NVQ in Children's Care, Learning and Development	200	200
CII Level 6 Advanced Diploma in Financial Planning (QCF)	0	200
CIPS Level 4 Diploma in Purchasing and Supply	200	200
AAT Level 4 Diploma for Accounting Technicians (QCF)	0	150
EDEXCEL Level 4 Award in Conducting Internal Quality Assurance of the Assessment	300	150
CIPS Level 5 Advanced Diploma in Purchasing and Supply	150	150
ILM Level 5 Award in Leadership (QCF)	150	150
Ascentis Level 4 Award in Preparing to Teach in the Lifelong Learning Sector (QCF)	100	150
City & Guilds Level 4 NVQ in Policing	200	150
City & Guilds Level 4 NVQ in Advice and Guidance	150	150
CIPD Level 7 Postgraduate Certificate in Personnel and Development	50	150
City & Guilds Level 5 Diploma in Teaching in the Lifelong Learning Sector (QCF)	100	150
CMI Level 4 NVQ in Management	150	150
IAM Level 5 Advanced Diploma in Administrative Management	100	100
IAM Level 4 Diploma in Administrative Management	150	100
City & Guilds Level 4 NVQ in Occupational Health and Safety Practice	100	100

*Source: Regulated Qualifications Activity*

Notes:

1. Secondary Qualifications represent qualifications from Entry Level to Level 3. Higher Qualifications represent qualifications from Level 4 to Level 8
2. Data are supplied by awarding organisations
3. Annual Data are for academic years i.e. October to September

Rounding: All Figures are rounded to the nearest 50, values less than 25 will appear as '0+D26'. Figures have been rounded independently so may not sum to the total.

Table 4: Top 50 Awarding Bodies by Achievements: For Higher Level Qualifications showing 2011.2 vs 2010.2  
England, Wales & Northern Ireland

	Number of achievements	
	2010.2	2011.2
City and Guilds of London Institute	4,400	4,550
Pearson Education Ltd	5,000	3,550
Chartered Management Institute	2,950	3,250
Institute of Leadership & Management	1,900	1,800
Chartered Insurance Institute	150	1,500
OCR	1,800	1,400
Association of Accounting Technicians	500	1,250
University of Cambridge ESOL Examinations	1,000	1,100
Institute of Legal Executives	50	700
Trinity College London	500	650
IFS School of Finance	50	600
EDI	250	600
Imperial Society of Teachers of Dancing	100	550
Chartered Institute of Purchasing and Supply	450	400
NEBOSH	350	400
Chartered Institute for Securities & Investment	50	300
Council for Awards in Care, Health and Education	400	300
CFA Society of UK	0	250
Institute of Administrative Management	200	250
Chartered Institute of Personnel and Development	300	200
Cskills Awards	350	200
ABC Awards	100	200
London Centre of Marketing	100	200
Ascentis	100	150
WAMITAB	150	150
Chartered Institute of Environmental Health	200	150
Chartered Institute of Marketing	50	100
The Market Research Society	100	100
Counselling and Psychotherapy Central Awarding Body	50	100
Royal Academy of Dance	0	100
Scottish Qualifications Authority trading as SQA	50	100
Highfield Awarding Body for Compliance	50	100
NCC Education Services	0	50
EMTA Awards Limited	100	50
Institute of Commercial Management	50	50
Active IQ	0	50
Financial Services NTO	50	50
NCFE	100	50
National Open College Network	0	50
The Confederation of Tourism and Hospitality	50	50
Signature	50	50
Organisation for Tourism and Hospitality Management	50	50
The Pensions Management Institute	0	50
Associated Board of the Royal Schools of Music	50	50
Awarding Body for Vocational Achievement Ltd	0	50
Mineral Products Qualifications Council	50	50
VTCT	0	50
Chartered Institute of Building	50	50
Chartered Institute of Logistics and Transport in the UK	50	0
Chartered Institute of Housing	100	0

Source: Regulated Qualifications Activity

Notes:

1. Secondary Qualifications represent qualifications from Entry Level to Level 3. Higher Qualifications represent qualifications from Level 4 to Level 8
2. Data are supplied by awarding organisations
3. Annual Data are for academic years i.e. October to September

Rounding: All Figures are rounded to the nearest 50, values less than 25 will appear as '0'. Figures have been rounded independently so may not sum to the total.



Table 5: Sector Skill Area Achievements: For Higher Level Qualifications from 05-06 to Apr-Jun 2011  
England, Wales & Northern Ireland

	01 - Health, Public Services and Care	02 - Science and Mathematics	03 - Agriculture, Horticulture and Animal Care	04 - Engineering and Manufacturing Technologies	05 - Construction, Planning and the Built Environment	06 - Information and Communication Technology	07 - Retail and Commercial Enterprise	08 - Leisure, Travel and Tourism	09 - Arts, Media and Publishing	10 - History, Philosophy and Theology	11 - Social Sciences	12 - Languages, Literature and Culture	13 - Education and Training	14 - Preparation for Life and Work	15 - Business, Administration and Law	Total number of Achievement
05-06	15,700	300	950	1,400	1,950	800	550	150	3,450	0	0	550	27,450	700	29,700	<b>83,600</b>
06-07	18,450	400	1,100	2,250	3,150	1,300	1,050	250	3,500	0	0	900	23,100	150	33,950	<b>89,550</b>
07-08	20,600	350	1,250	2,850	3,850	2,500	1,300	450	7,300	0	0	900	16,950	150	40,800	<b>99,200</b>
08-09	20,550	800	1,150	3,300	4,750	2,050	1,500	450	18,650	0	0	500	17,500	200	43,650	<b>115,100</b>
09-10	22,350	650	950	3,600	5,150	1,500	2,100	900	5,450	0	0	500	24,050	100	51,750	<b>119,050</b>
10-11	14,250	150	500	1,000	1,650	600	1,050	550	3,200	0	0	400	18,350	50	37,950	<b>79,700</b>
Oct-Dec 2005	4,300	0	200	50	200	100	100	0	500	0	0	450	5,650	200	4,600	<b>16,350</b>
Jan-Mar 2006	3,700	50	200	100	150	0	150	0	400	0	0	50	5,300	150	7,050	<b>17,300</b>
Apr-Jun 2006	3,100	0	200	100	250	50	150	0	500	0	0	0	4,650	300	4,350	<b>13,650</b>
Jul-Sep 2006	4,600	200	300	1,150	1,400	600	200	150	2,050	0	0	50	11,850	0	13,650	<b>36,300</b>
Oct-Dec 2006	4,400	50	250	200	400	300	150	50	300	0	0	400	5,250	0	5,200	<b>16,900</b>
Jan-Mar 2007	4,400	100	250	150	400	50	200	0	600	0	0	0	5,100	100	7,800	<b>19,150</b>
Apr-Jun 2007	3,900	50	250	150	650	250	250	0	350	0	0	400	4,600	0	5,050	<b>15,900</b>
Jul-Sep 2007	5,750	250	400	1,750	1,700	700	450	150	2,300	0	0	50	8,150	50	15,900	<b>37,600</b>
Oct-Dec 2007	4,550	50	200	350	650	350	300	0	200	0	0	400	3,650	0	6,350	<b>17,100</b>
Jan-Mar 2008	4,700	100	300	150	500	50	300	50	400	0	0	50	4,300	0	8,950	<b>19,900</b>
Apr-Jun 2008	5,200	50	300	200	550	400	400	50	450	0	0	400	3,850	50	5,450	<b>17,300</b>
Jul-Sep 2008	6,150	150	400	2,150	2,200	1,650	300	350	6,300	0	0	50	5,150	50	20,000	<b>44,900</b>
Oct-Dec 2008	5,100	100	250	450	550	200	350	50	3,400	0	0	300	3,000	0	6,300	<b>20,200</b>
Jan-Mar 2009	4,400	250	250	350	550	450	200	50	4,150	0	0	50	2,650	0	11,500	<b>24,850</b>
Apr-Jun 2009	4,750	0	200	250	950	100	350	50	4,150	0	0	50	2,850	50	6,000	<b>19,700</b>
Jul-Sep 2009	6,250	400	450	2,300	2,650	1,300	600	300	6,950	0	0	100	9,000	150	19,800	<b>50,350</b>
Oct-Dec 2009	5,400	50	200	500	950	400	550	100	300	0	0	350	4,750	0	8,800	<b>22,300</b>
Jan-Mar 2010	5,200	200	250	300	850	200	600	200	650	0	0	50	4,900	50	11,100	<b>24,550</b>
Apr-Jun 2010	5,250	50	150	200	1,000	50	300	150	750	0	0	50	5,850	0	9,000	<b>22,850</b>
Jul-Sep 2010	6,500	350	350	2,650	2,400	850	600	450	3,750	0	0	50	8,550	50	22,850	<b>49,350</b>
Oct-Dec 2010	5,150	50	150	400	600	400	500	200	900	0	0	300	5,700	0	10,650	<b>25,000</b>
Jan-Mar 2011	4,650	50	150	250	550	150	350	250	1,300	0	0	50	6,050	0	14,800	<b>28,550</b>
Apr-Jun 2011	4,500	50	200	350	550	50	250	100	1,050	0	0	50	6,550	0	12,450	<b>26,150</b>

Source: Regulated Qualifications Activity Database

Notes:

1. Secondary Qualifications represent qualifications from Entry Level to Level 3. Higher Qualifications represent qualifications from Level 4 to Level 8
2. Data are supplied by awarding organisations
3. Annual Data are for academic years i.e. October to September

Rounding: All Figures are rounded to the nearest 50, values less than 25 will appear as '0+C7'. Figures have been rounded independently so may not sum to the total.

Table 6: Qualification Type Achievements: For Higher Level Qualifications from 05-06 to Apr-Jun 2011  
England, Wales & Northern Ireland

period	ESOL English for Speakers of Other	HL Higher Level	KS Key Skills	NVQ National Vocational Qualification	OQ Occupational Qualification	QCF	Total number of Achievement
05-06	5,100	44,550	100	29,700	4,200		<b>83,600</b>
06-07	4,050	50,950	150	29,950	4,100	350	<b>89,550</b>
07-08	3,600	52,200	150	31,100	4,150	8,050	<b>99,200</b>
08-09	1,450	44,650	200	31,650	4,300	32,800	<b>115,100</b>
09-10	700	46,600	100	34,450	4,250	32,950	<b>119,050</b>
10-11		18,250	50	20,400	2,500	38,500	<b>79,700</b>
Oct-Dec 2005	1,150	7,650		6,650	950		<b>16,350</b>
Jan-Mar 2006	1,300	8,450		6,550	1,000		<b>17,300</b>
Apr-Jun 2006	1,200	5,750	50	5,700	1,000		<b>13,650</b>
Jul-Sep 2006	1,500	22,700		10,850	1,250		<b>36,300</b>
Oct-Dec 2006	650	8,950		6,300	1,000		<b>16,900</b>
Jan-Mar 2007	1,200	9,550	100	7,350	950		<b>19,150</b>
Apr-Jun 2007	1,400	7,400		5,800	1,050	300	<b>15,900</b>
Jul-Sep 2007	850	25,000	50	10,500	1,150	50	<b>37,600</b>
Oct-Dec 2007	300	10,150		5,450	850	350	<b>17,100</b>
Jan-Mar 2008	1,100	9,000		7,500	950	1,400	<b>19,900</b>
Apr-Jun 2008	1,300	6,800	50	7,100	1,000	1,050	<b>17,300</b>
Jul-Sep 2008	900	26,300	50	11,050	1,350	5,250	<b>44,900</b>
Oct-Dec 2008	200	7,100		6,450	1,000	5,450	<b>20,200</b>
Jan-Mar 2009	250	8,900		7,600	1,000	7,100	<b>24,850</b>
Apr-Jun 2009	400	4,600	50	6,100	1,000	7,550	<b>19,700</b>
Jul-Sep 2009	600	24,050	150	11,550	1,250	12,750	<b>50,350</b>
Oct-Dec 2009	300	7,900		7,250	1,050	5,800	<b>22,300</b>
Jan-Mar 2010	350	8,250	50	8,650	1,000	6,200	<b>24,550</b>
Apr-Jun 2010		6,850		7,150	950	7,950	<b>22,850</b>
Jul-Sep 2010		23,600	50	11,400	1,250	13,000	<b>49,350</b>
Oct-Dec 2010		6,800		6,800	950	10,450	<b>25,000</b>
Jan-Mar 2011		7,450		7,500	800	12,750	<b>28,550</b>
Apr-Jun 2011		3,950		6,100	750	15,300	<b>26,150</b>

Source: Regulated Qualifications Activity Database

Notes:

1. Secondary Qualifications represent qualifications from Entry Level to Level 3. Higher Qualifications represent qualifications from Level 4 to Level 8
2. Data are supplied by awarding organisations
3. Annual Data are for academic years i.e. October to September

Rounding: All Figures are rounded to the nearest 50, values less than 25 will appear as '0'. Figures have been rounded independently so may not sum to the total.

Table 7: Detailed Exam Level Achievements: For Higher Level Qualifications from 05-06 to Apr-Jun 2011

England, Wales &amp; Northern Ireland

	Level 4	Level 5	Level 6	Level 7	Level 8	Total number of Achievement
05-06	61,050	14,050	6,150	2,400		<b>83,600</b>
06-07	61,350	19,250	5,600	3,350		<b>89,550</b>
07-08	60,500	27,300	7,400	4,000		<b>99,200</b>
08-09	70,900	31,500	7,650	5,000	50	<b>115,100</b>
09-10	67,600	35,950	8,300	7,000	150	<b>119,050</b>
10-11	50,400	20,000	5,050	4,150	150	<b>79,700</b>
Oct-Dec 2005	13,700	1,350	800	500		<b>16,350</b>
Jan-Mar 2006	12,700	1,650	2,500	450		<b>17,300</b>
Apr-Jun 2006	10,600	2,350	200	550		<b>13,650</b>
Jul-Sep 2006	24,050	8,700	2,650	850		<b>36,300</b>
Oct-Dec 2006	12,900	2,800	750	450		<b>16,900</b>
Jan-Mar 2007	13,900	3,250	1,550	500		<b>19,150</b>
Apr-Jun 2007	12,150	2,450	400	900		<b>15,900</b>
Jul-Sep 2007	22,400	10,750	2,950	1,500		<b>37,600</b>
Oct-Dec 2007	12,000	3,550	850	700		<b>17,100</b>
Jan-Mar 2008	13,550	3,650	2,150	550		<b>19,900</b>
Apr-Jun 2008	12,550	3,000	600	1,150		<b>17,300</b>
Jul-Sep 2008	22,350	17,100	3,850	1,600		<b>44,900</b>
Oct-Dec 2008	14,200	3,750	1,150	1,100		<b>20,200</b>
Jan-Mar 2009	16,450	5,300	2,000	1,100		<b>24,850</b>
Apr-Jun 2009	14,800	3,500	550	850		<b>19,700</b>
Jul-Sep 2009	25,450	19,050	3,900	1,950		<b>50,350</b>
Oct-Dec 2009	13,400	6,250	1,350	1,250	50	<b>22,300</b>
Jan-Mar 2010	16,250	5,700	1,000	1,550	50	<b>24,550</b>
Apr-Jun 2010	14,100	6,500	800	1,500		<b>22,850</b>
Jul-Sep 2010	23,850	17,500	5,200	2,750	50	<b>49,350</b>
Oct-Dec 2010	15,650	6,200	1,650	1,450	100	<b>25,000</b>
Jan-Mar 2011	18,050	7,450	1,500	1,550	50	<b>28,550</b>
Apr-Jun 2011	16,750	6,350	1,900	1,150		<b>26,150</b>

Source: Regulated Qualifications Activity Database

## Notes:

1. Secondary Qualifications represent qualifications from Entry Level to Level 3. Higher Qualifications represent qualifications
2. Data are supplied by awarding organisations
3. Annual Data are for academic years i.e. October to September

Filters Applied:-

Rounding: All Figures are rounded to the nearest 50, values less than 25 will appear as '0+D16'. Figures have been rounded independently so may not sum to the total.

**Ofqual wishes to make its publications widely accessible. Please contact us if you have any specific accessibility requirements.**

First published by the Office of Qualifications and Examinations Regulation in 2011

© Crown copyright 2011

Office of Qualifications and Examinations Regulation	
Spring Place	2nd Floor
Coventry Business Park	Glendinning House
Herald Avenue	6 Murray Street
Coventry CV5 6UB	Belfast BT1 6DN

Telephone 0300 303 3344

Textphone 0300 303 3345

Helpline 0300 303 3346

[www.ofqual.gov.uk](http://www.ofqual.gov.uk)

Alison Fisher – Head of Statistics