

Statistics Bulletin

Higher Qualifications Quarterly:
July to September 2011



November 2011

Ofqual/11/5079

Contents

Key findings	2
Introduction.....	3
Achievements this quarter	6
Regulated higher qualifications.....	9
Achievements	11
Awarding organisations	14
Sector subject area.....	16
Type of qualification.....	19
Level of qualification	21

Key findings

This bulletin covers qualifications of all types at level 4 and above (equivalent to post A level), excluding university degrees, which are regulated by the Quality Assurance Agency (QAA) rather than the Office of Qualifications and Examinations Regulation (Ofqual). There is some overlap between the figures in this bulletin and those in the Vocational Qualifications Quarterly, which covers National Vocational qualifications (NVQ), Vocationally Related qualifications (VRQ), Qualifications and Credit Framework (QCF) qualifications and Occupational qualifications (OQ) at all levels.

Since 2010 there has been a large growth in available higher qualifications. This is in line with the transition of qualifications to the QCF, which started to see large growth at the beginning of 2010.

There were 46,200 higher qualification achievements in July to September 2011, a decrease of 6% on the same quarter of 2010. This figure covered 694 different qualifications, an increase of 27% on the previous year. The individual qualification with the greatest number of achievements was AAT Level 4 Diploma in Accounting (QCF), with 2,450 achievements.

While there has been a growth in the number of available qualifications – a trend which began in 2010 – there has not yet been a corresponding increase in the number of achievements. This is probably due to higher level qualifications generally taking a long period of time to complete. As a result of this we may expect to see a growth in the number of achievements from 2012 onwards, following on from the increase in the number of qualifications available.

In July to September 2011 achievements for higher qualifications were recorded by 83 awarding organisations. The awarding organisation that recorded the most achievements was Pearson Education Ltd. (Edexcel), with 10,700 achievements.

The sector subject area (SSA) with the most achievements was business, administration and law, with 20,450 achievements, which represents 44% of the total higher achievements.

The higher qualification type with the greatest number of achievements was the QCF type, with 28,050 achievements, representing 61% all higher achievements.

The level with the most achievements was level 4, which recorded 24,100 achievements, which represents 52% of the total higher achievements.

Introduction

This statistical bulletin is published by the Office of Qualifications and Examinations Regulation (Ofqual). We regulate qualifications, examinations and assessments in England and vocational qualifications in Northern Ireland. In this bulletin we present data on achievements for regulated higher qualifications in England, Wales and Northern Ireland during the July to September 2011 quarter.

This bulletin is one of a suite of three publications presenting quarterly data on achievements for regulated qualifications, excluding GCSEs, GCEs¹ and the Diploma. The other two bulletins are:

- Vocational Qualifications Quarterly (covers NVQ, VRQ, OQ and QCF qualifications at all levels)
- Supplemental Qualifications Quarterly (covers Entry to level 3 for Basic Skills, Entry level, English for Speakers of Other Languages (ESOL), Free-standing Mathematics Qualifications, Functional Skills, Key Skills and Other General qualifications)

All awarding organisations submit data to us each quarter on the number of achievements for regulated qualifications (excluding GCSE and GCE) during the quarter. Achievements are recorded in the quarter during which the final certificate is issued. This bulletin presents this data, giving information on the number of achievements recorded by awarding organisations and the SSA, qualification type and level of achievements. All regulated qualifications are included, regardless of age of learner, centre type and funding status of the qualification.

Geographical coverage

This bulletin covers the regulated qualifications of all recognised awarding organisations in England, Wales and Northern Ireland. Only one figure for the total number of achievements for each qualification is available, so it is not currently possible to present the data at country level. We have now started collecting more comprehensive data and eventually expect to be able to present data at country level.

¹ Data for GCSEs and GCEs can be found on the Joint Council for Qualifications (JCQ) website at www.jcq.org.uk/national_results/index.cfm or at www.ofqual.gov.uk/research-and-statistics/statistics/general-data

Qualification type

At the point of accreditation, regulated qualifications are allocated to one of 18 qualification types, which are used to classify qualifications in this bulletin. We recognise that classification system is not ideal, as very similar qualifications may appear under different types, for example NVQ and QCF, and some qualifications are miscoded. We are investigating how this situation might be improved in the future.

Revisions

Once published, data on the number of certifications for any qualification is not usually subject to revision. However, data may be revised in subsequent bulletins due to late-received data or if an error is identified. Qualifications may also be re-categorised to a different type, level, SSA or awarding organisation. In some cases, this may result in previous data being amended to reflect the new categorisation.

In this bulletin some figures have been revised since the quarter 2 2011 bulletin. These revisions were due to historical updates from two awarding organisations.

Completeness of the data

Data is sent to us every quarter by each awarding organisation. Any awarding organisation that does not return a complete set of data within the collection period is contacted to ensure the data is as complete as possible. For this quarter, data was received from all awarding organisations.

Figures in the commentary and the tables for the numbers of achievements recorded are rounded to the nearest 50. This reflects the inaccuracies inherent in any large-scale data collection.

Due to seasonal variation in the number of achievements over the year, comparisons in this bulletin are only made to data in the same quarter of the previous year.

The raw data, since 1989, is available in the Regulated Qualifications Activity data set in the statistics section of Ofqual's website: www.ofqual.gov.uk/research-and-statistics/statistics/vocational-data

Definitions

A glossary is available as a separate document in the statistical section of Ofqual's website: www.ofqual.gov.uk/research-and-statistics/165/411 , which has further details on SSA classifications, qualification types and levels.

In the charts in this bulletin quarter numbers refer to calendar quarters. So, Q1 refers to January to March, Q2 to April to June, Q3 to July to September and Q4 to October to December.

Any suggestions or comments regarding this bulletin would be welcome. Our contact details are at the back of this document.

Achievements this quarter

To provide an overall perspective on achievements during the latest quarter, this section presents figures for all qualifications types, except GCSE, A level and Diploma types. Further details about types not included in this bulletin can be found in the companion bulletins on vocational and supplemental qualifications.

The total number of achievements across all qualification types for the period July to September 2011 is shown in the table below (with July to September 2010 shown for comparison):

Qualification type	July to September 2010	July to September 2011	
Basic Skills	197,200	138,900	↓
ESOL	119,650	115,100	↓
Entry level	172,850	125,600	↓
Free-standing Mathematics Qualification	22,900	23,900	↑
Functional Skills	188,300	334,500	↑
Higher level	23,600	12,000	↓
Key Skills	467,900	243,550	↓
NVQ	349,550	124,250	↓
OQ	6,450	3,600	↓
Other General	535,000	480,650	↓
QCF	348,500	1,393,650	↑
VRQ	1,078,700	561,950	↓
Total number of achievements	3,510,550	3,598,500	↑

From the table above we can see the impact of qualifications being restructured onto the QCF, with nearly a fourfold increase in the number of achievements. We also see nearly a twofold increase in Functional Skills achievements, a qualification type which

replaces Key Skills and Basic Skills. Key Skills and Basic Skills show a corresponding decline of 224,350 (48%) and 58,300 (30%) achievements respectively when compared with July to September 2010. There is also a slight increase (by 1,000 achievements) in the number of Free-standing Mathematics Qualifications awarded. With qualifications being restructured onto the QCF we see a decline in all other qualification types, with the largest decreases in achievements reported for NVQs (64%), higher level (49%), VRQs (48%) and OQs (44%).

Those with a rather smaller decline were Entry level (27%), Other General (10%) and ESOL (4%) qualifications.

The 20 qualifications with the highest number of achievements across all qualification types for the period July to September 2011 are shown in the table below:

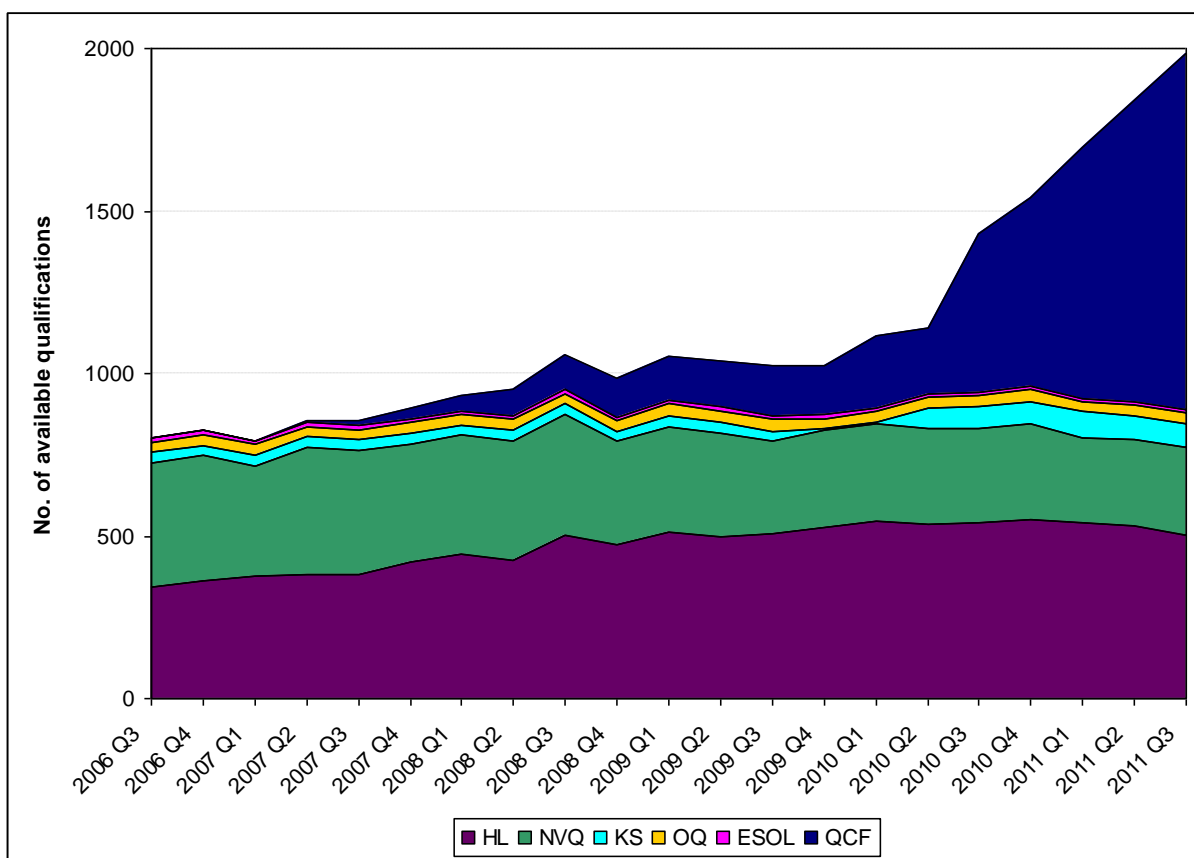
Qualification	Qualification type	Number of achievements
OCR Level 2 National First Award in ICT	VRQ	65,100
ABRSM Level 1 Award in Music Performance	OG	59,700
CIEH Level 2 Award in Food Safety in Catering (QCF)	QCF	40,000
EDEXCEL Level 2 Award in Digital Applications for IT Users	OG	36,850
OCR Level 2 National Award in ICT	VRQ	35,950
AQA Level 2 Certificate in Preparation for Working Life	OG	26,350
AQA Level 1 Certificate in French (FCSE)	OG	26,350
AQA Functional Skills qualification in English at Level 2	FS	25,200
Sports Leaders UK Level 1 Award in Sports Leadership (QCF)	QCF	23,550
EDEXCEL Level 2 Certificate in Digital Applications for IT Users	OG	21,950
EDEXCEL Level 2 BTEC First Certificate in Applied Science	VRQ	21,500

AQA Level 1 Certificate in Preparation for Working Life	OG	21,100
EDEXCEL Level 2 BTEC First Certificate in Sport	VRQ	20,500
ABRSM Level 2 Certificate in Music Performance	OG	19,150
City & Guilds Functional Skills qualification in English at Level 1	FS	18,600
City & Guilds Functional Skills qualification in mathematics at Entry 3	FS	17,700
BIIAB Level 2 Award for Personal Licence Holders (QCF)	QCF	17,000
City & Guilds Functional Skills qualification in English at Entry 3	FS	16,750
EDEXCEL Functional Skills qualification in English at Level 1	FS	16,600
EDEXCEL BTEC Level 2 Award in WorkSkills (QCF)	QCF	16,000

Regulated higher qualifications

There are currently 1,987 available regulated higher qualifications. These comprise 1,100 QCF type, 504 higher level, 267 NVQ, 72 Key Skills, 35 OQ and 9 ESOL qualifications (see figure 1 and table 1). Available qualifications are those that are listed in the Register of Regulated Qualifications as available for awarding, that is to say that they have passed their start or effective date but have not yet passed their final certification end date.

Figure 1: Number of available regulated higher qualifications per quarter by qualification type, July–September 2006 to July–September 2011



The continual growth of available qualifications could be due to higher qualifications being available on the QCF. Before 2006, higher qualifications were limited in their availability, with VRQs going up to level 3 only and NVQs up to level 5 (although the higher level NVQs have made up a consistently small part of the total NVQ achievements, ranging between 3% and 6 % over the past six years (for more information see the Vocational Qualifications Quarterly). Between 2006 and 2008 the QCF was piloted and the recognition conditions for QCF were published in 2008. The large increase in available qualifications since 2010 is in line with the transition of qualifications to the QCF, which started to see large growth at the beginning of 2010.

During the last quarter, 152 new higher qualifications were added to the list of available regulated qualifications. All but two of these were QCF type.

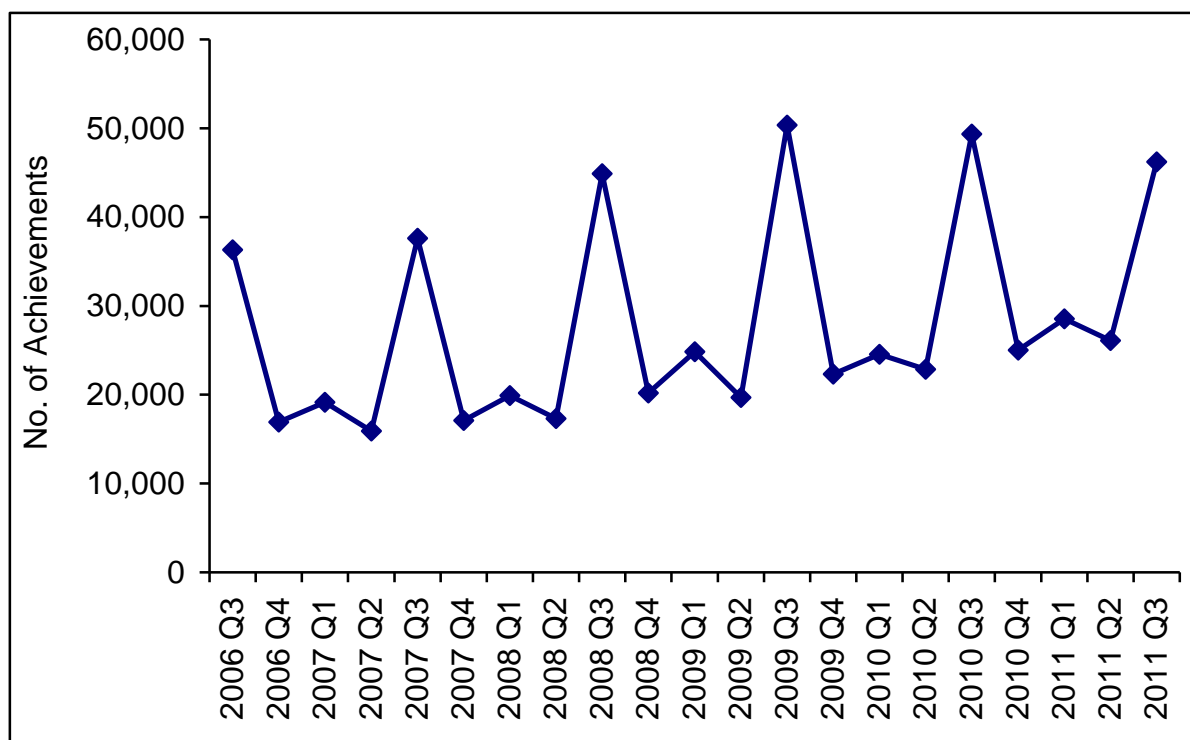
During the last quarter, no existing higher qualifications were re-categorised to a different type, level or SSA.

Since the previous quarter, no qualifications have transferred between awarding organisations.

Achievements

There were 46,200 achievements recorded for regulated higher qualifications in July to September 2011, a decrease of 6% from the same quarter of 2010 (see table 2 and figure 2).

Figure 2: Total number of higher qualification achievements per quarter, July–September 2006 to July–September 2011



From 2 we can see that there has been a decrease in certifications for these qualifications in quarter over the past two years. For all other quarters during the last two years, however, there has been an increase. It may be that the increase in QCF qualifications has encouraged higher qualifications to be awarded more evenly across the year, with fewer being awarded as part of the summer season.

The achievements in July to September 2011 covered 694 different qualifications, with a wide range in the number of achievements per qualification. For 92 qualifications there were greater than 100 achievements during July to September 2011, and for five qualifications there were at least 1,000 achievements.

The five higher qualifications with the greatest numbers of achievements in July to September 2011 are shown in the table below (with July to September 2010 figures shown for comparison).

Qualification	Number of achievements	
	July to September 2010	July to September 2011
AAT Level 4 Diploma in Accounting (QCF)	0	2450
City & Guilds Level 4 Award in Preparing to Teach in the Lifelong Learning Sector (QCF)	1850	2050
ILEX Level 6 Certificate in Law (QCF)	1450	1450
Cambridge ESOL Level 5 Certificate in Teaching English to Speakers of Other Languages (CELTA) (QCF)	0	1400
CII Level 4 Diploma in Financial Planning (QCF)	500	1100

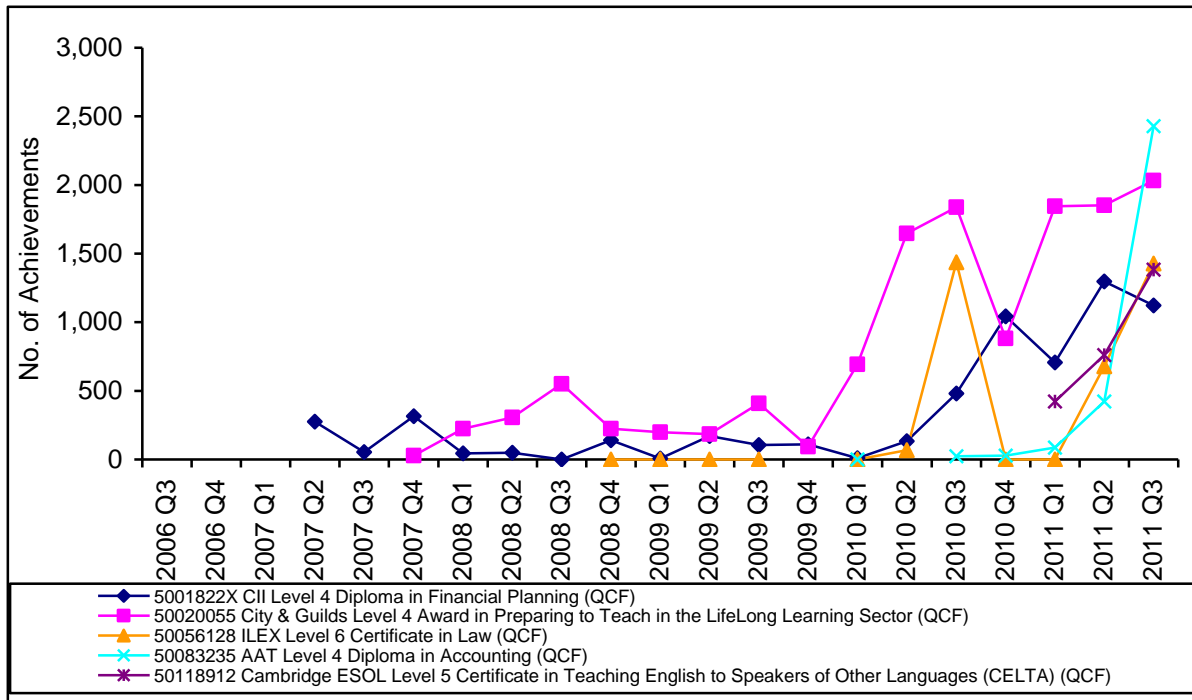
All five of these qualifications are on the QCF. The 50 qualifications with the greatest number of achievements are listed in table 3.

The zero figure for July to September 2010 for the Cambridge ESOL Level 5 Certificate in Teaching English to Speakers of Other Languages is rather deceptive. The achievement rate for this qualification has been relatively consistent, but a year ago the certifications were made against the old National Qualifications Framework (NQF) version, which had 1,000 achievements in July to September 2010.

In contrast, the AAT Level 4 Diploma in Accounting seems to have seen the greatest increase in awards of the five listed qualifications. There was an NQF version of this qualification certifying in the July to September of last year, but there were only 650 awards made, in contrast with the 2,450 awards made in the latest quarter.

Figure 3 shows the trend since July to September 2006 for the five higher qualifications with the greatest number of achievements in July to September 2011.

Figure 3: The five higher qualifications with the largest number of achievements in July to September 2011, showing trend from July to September 2006



Awarding organisations

There are currently 110 recognised awarding organisations that offer regulated higher qualifications.

In July to September 2011, 83 awarding organisations recorded achievements.

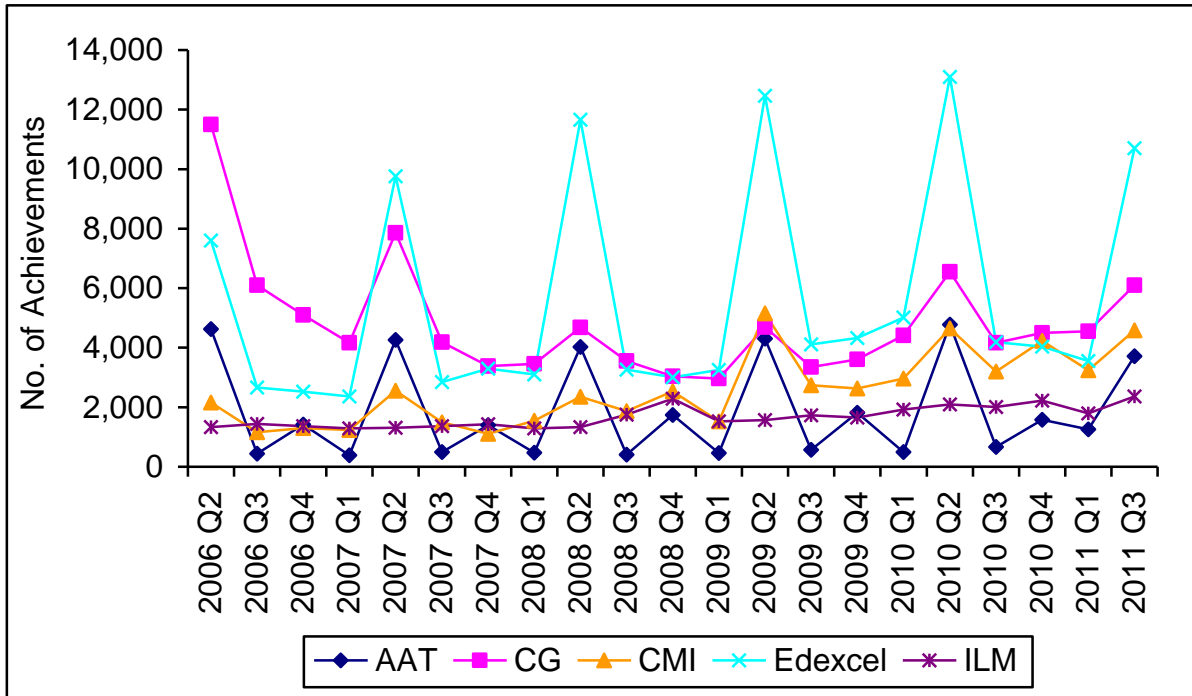
The ten higher awarding organisations with the greatest number of achievements in July to September 2011 are shown in the table below (with July to September 2010 figures shown for comparison).

Awarding organisation	Number of achievements		Percentage change in achievements
	July to September 2010	July to September 2011	
Pearson Education Ltd	13,100	10,700	-18%
City & Guilds of London Institute	6,500	6,100	-6%
Chartered Management Institute	4,650	4,600	-1%
Association of Accounting Technicians	4,800	3,700	-23%
<u>Institute of Leadership & Management</u>	<u>2,100</u>	<u>2,350</u>	<u>12%</u>
OCR	2,150	1,700	-21%
<u>University of Cambridge ESOL Examinations</u>	<u>1,250</u>	<u>1,600</u>	<u>28%</u>
Institute of Legal Executives	1,650	1,500	-9%
Trinity College London	1,600	1,450	-9%
<u>Chartered Insurance Institute</u>	<u>500</u>	<u>1,200</u>	<u>140%</u>

Each of the four awarding organisations awarding the largest number of achievements in the latest quarter has experienced a decrease in the number of awards when compared with the same quarter of 2010. Of the top ten awarding organisations only three (underlined) showed growth from July to September 2010 to the latest quarter.

Figure 4 shows the trend since 2006 for the five awarding organisations with the greatest number of achievements during July to September 2011. The 50 awarding organisations with the greatest number of achievements are listed in table 4.

Figure 4: The five awarding organisations with the greatest number of achievements for higher qualifications in July to September 2011, showing trends from July to September 2006



Sector subject area

Regulated qualifications are allocated to one of 15 SSA codes (see glossary for further details).

The SSA with the greatest number of achievements for higher qualifications in July to September 2011 was Business, Administration and Law, with 20,450 achievements – a decline for the first time for this SSA (of 11% when compared with the same quarter of 2010). The second most common SSA was Education and Training, with 9,800 achievements, an increase of 15% on the same quarter of 2010. The third most common SSA was Health, Public Services and Care, with 5,650 achievements – a decline of 13% on the same quarter of 2010.

Figures 5 and 6 compare the number of achievements seen in each SSA with the percentage change in achievements from July–September 2010 to July–September 2011. We can see that the majority of SSA classifications saw a reduction in the number of certifications between July–September 2010 and July–September 2011. However, many of these SSAs had very few achievements. Two of the SSAs saw a significant rise in achievements: Arts, Media and Publishing; and Languages, Literature and Culture. These two areas were both one of the four largest SSA classifications in terms of achievements within higher qualifications.

Figure 5: Higher qualification achievements by SSA for July to September 2011

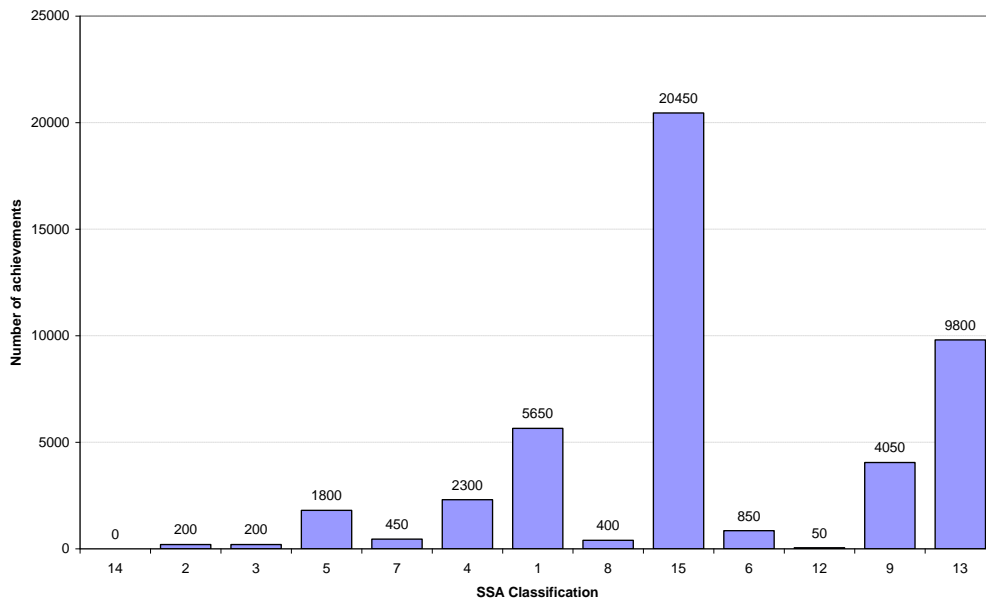
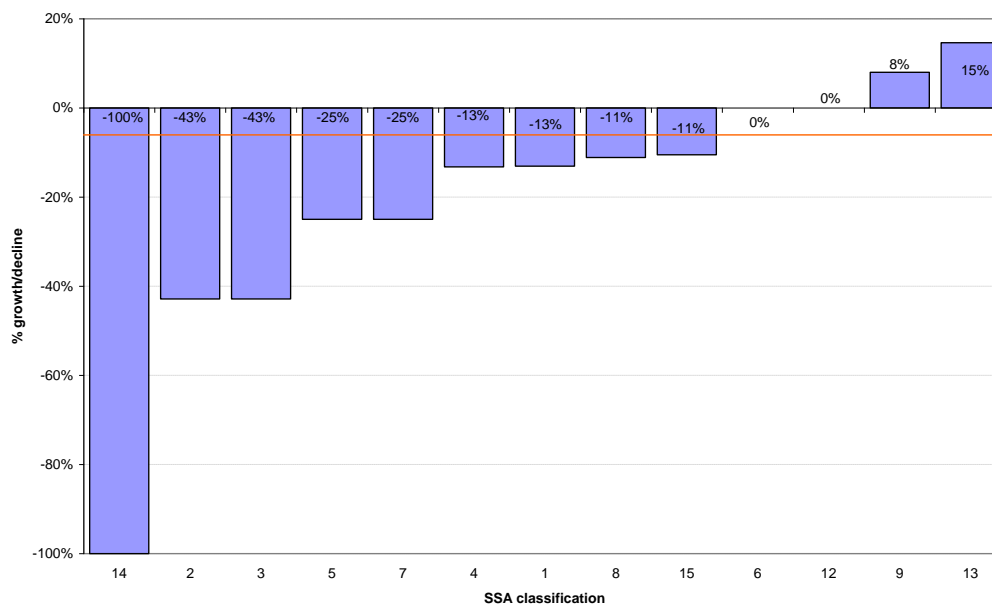


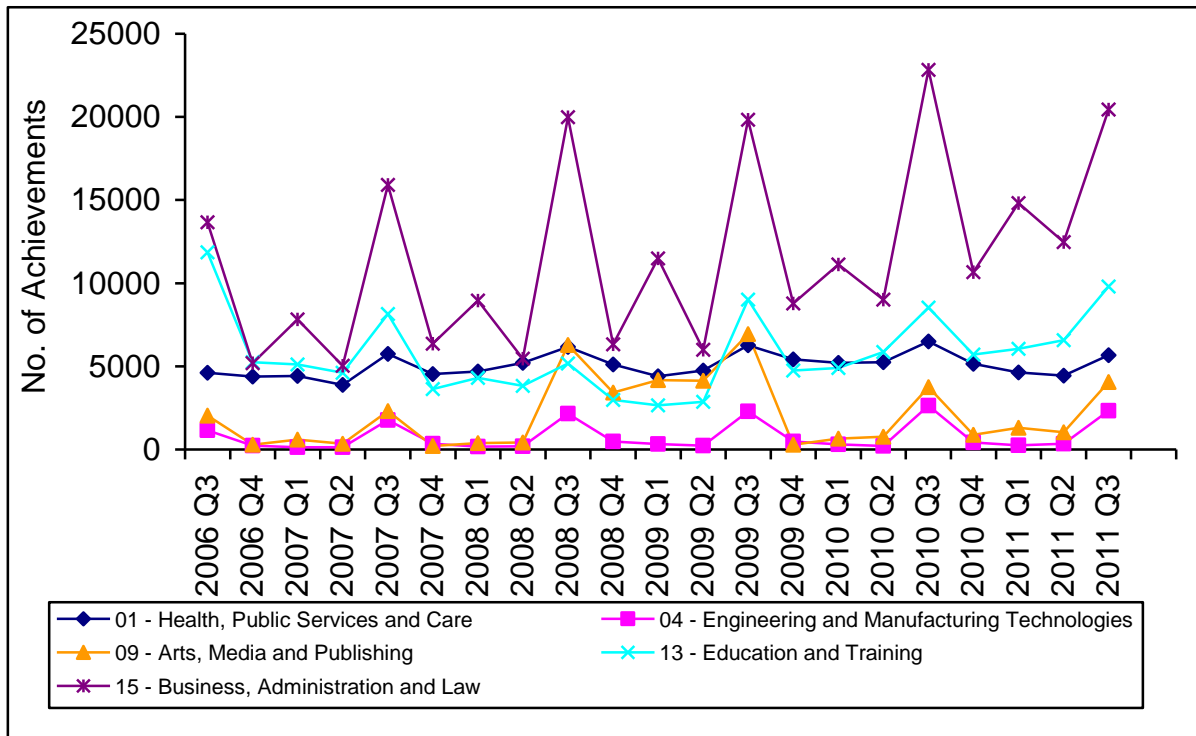
Figure 6: Percentage growth and decline in achievements between July–September 2010 and July–September 2011 by SSA. The red line shows the overall decline in number of higher qualifications since the previous year change for all higher qualifications (-6%).



- | | |
|--|--------------------------------------|
| 1 Health, Public Services and Care | 8 Leisure, Travel and Tourism |
| 2 Science and Mathematics | 9 Arts, Media and Publishing |
| 3 Agriculture, Horticulture and Animal Care | 12 Languages, Literature and Culture |
| 4 Engineering and Manufacturing Technologies | 13 Education and Training |
| 5 Construction, Planning and the Built Environment | 14 Preparation for Life and Work |
| 6 Information and Communication Technology | 15 Business, Administration and Law |
| 7 Retail and Commercial Enterprise | |

Figure 7 shows the trend since 2006 for the five largest SSAs in terms of achievements during July to September 2011.

Figure 7: Higher qualification achievements by SSA, July–September 2006 to July–September 2011, showing the five largest SSAs (see table 5 for further details)



Type of qualification

Regulated qualifications are allocated to one of 18 qualification types (see glossary for a full listing).

The qualification type with the greatest number of achievements for higher qualifications in July to September 2011 was the QCF type, with 28,050 achievements. This was a large (116%) increase compared with the same quarter of 2010. The increase reflects the restructuring of many qualifications which were previously on the NQF and are now on the QCF.

The second most frequently awarded qualification type was the higher level, with 12,000 achievements, a decrease of 49 % on the same quarter of 2010.

The qualification type with the third highest number of achievements was the NVQ, with 5,400 achievements, a decrease of 53% on the same quarter of 2010.

Figure 8 shows the breakdown of higher qualifications by type for July to September 2011, and figure 9 shows the trend since 2006 for the qualification types with the greatest number of achievements during July to September 2011.

Figure 8: Higher qualification achievements by qualification type for July to September 2011

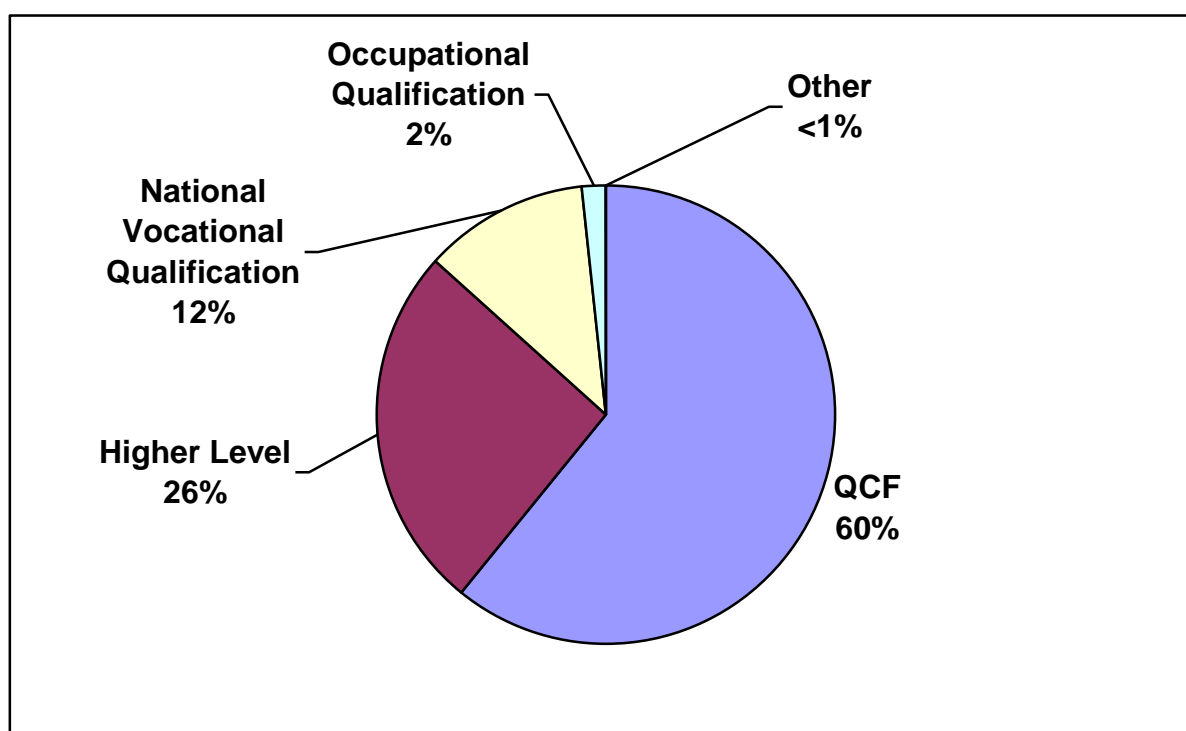
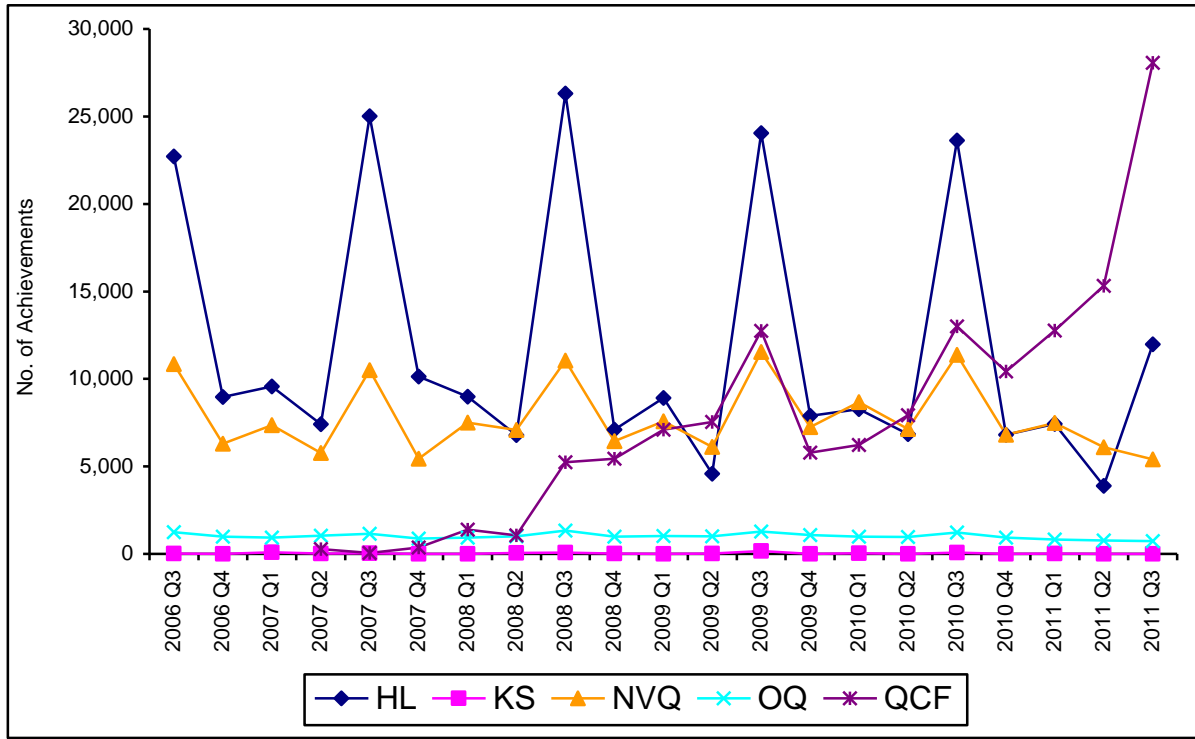


Figure 9: Higher qualification achievements by qualification type for July–September 2006 to July–September 2011, showing the five largest types (see table 6 for further details)



Level of qualification

All regulated qualifications are assigned a level, ranging from Entry, then 1 to 8 (see glossary for full details). Higher qualifications are those at levels 4 to 8.

Figures 10 and 11 show the large variation in the number of achievements by level and also the variation in change between July to September 2010 and the latest quarter. Of the five levels, only level 4 and level 8 showed an increase in achievements. For level 8 the number of achievements overall is very low, although for level 4 the achievements are very much higher, and so the 1% increase equates to a significant number of additional learners. Levels 5 to 7 all showed a significant decrease in the number of achievements, with the greatest decrease seen at level 7 (24%).

Figure 10: Higher qualification achievements by level for July to September 2011

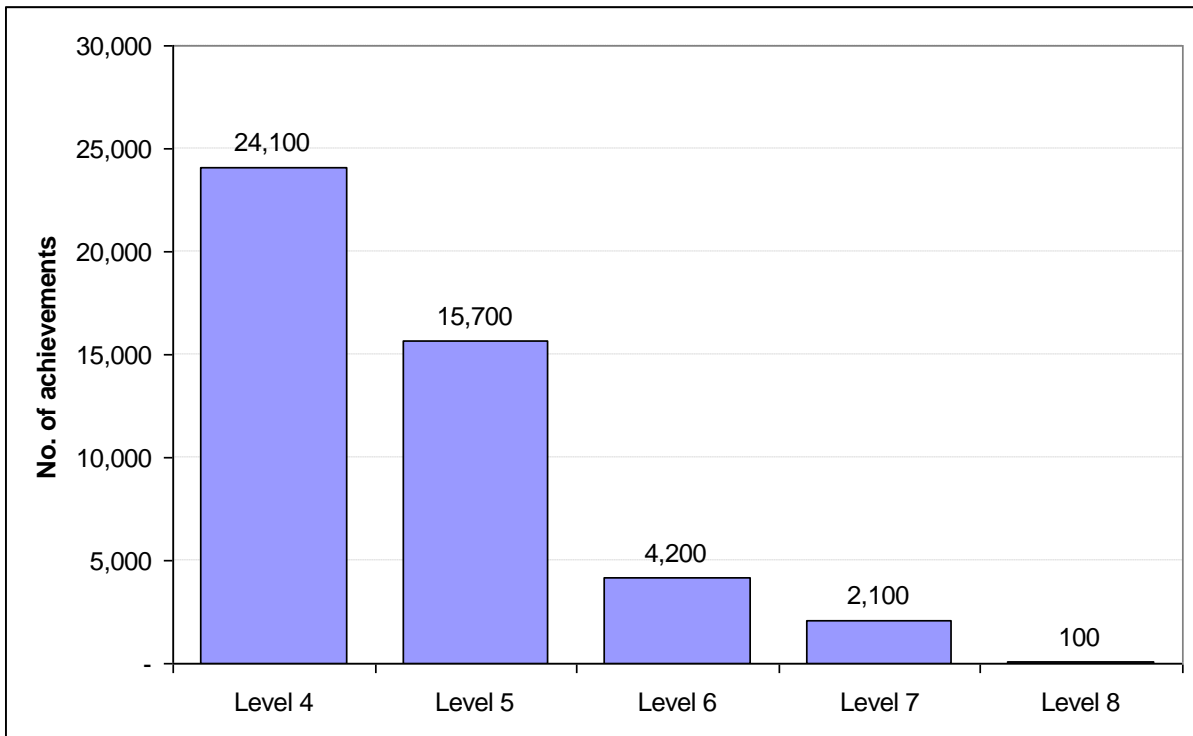


Figure 11: Percentage growth and decline in achievements between July–September 2010 and July–September 2011 by level. The red line shows total change for all higher qualifications (-6%).

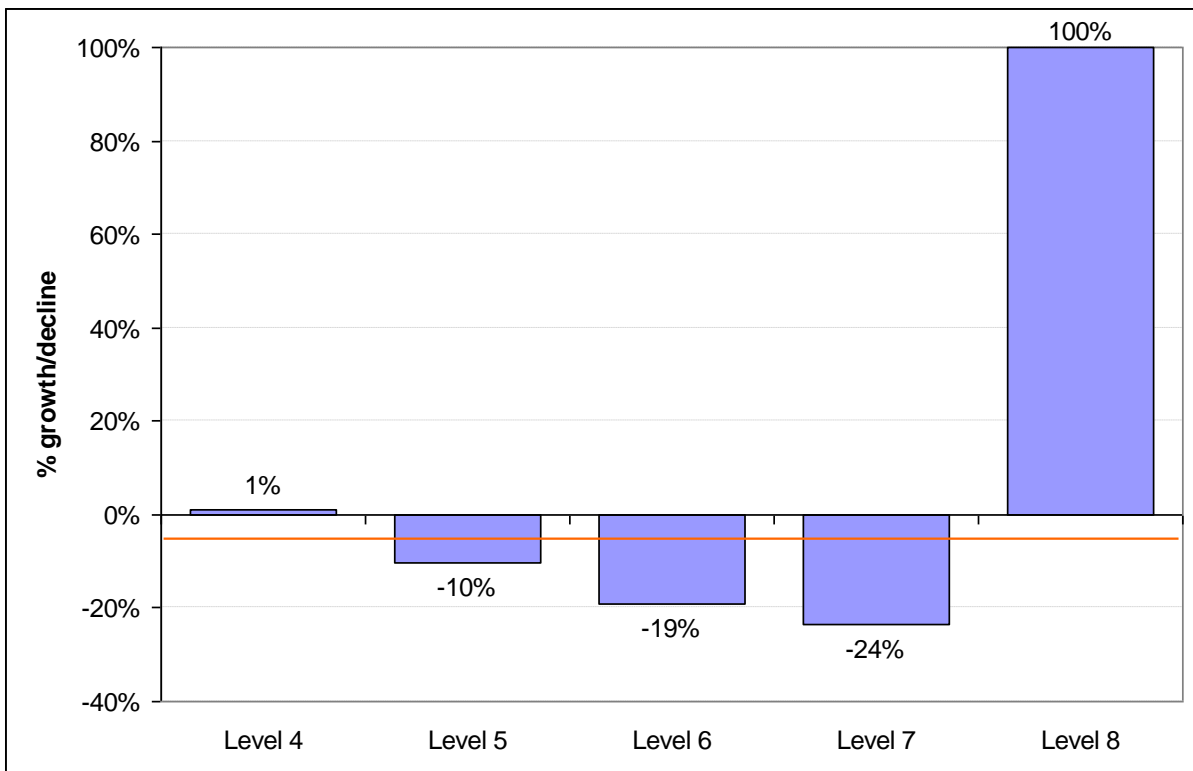
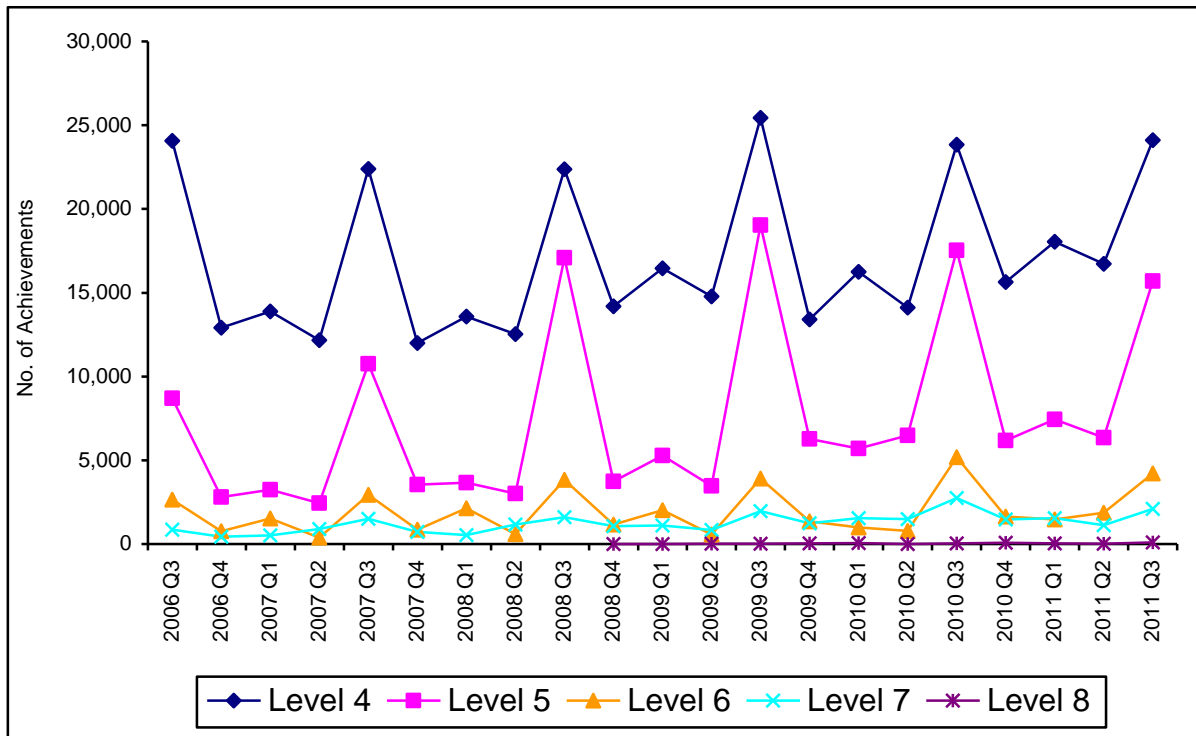


Figure 12 shows the trend in the number of achievements awarded since 2006 for each qualification level.

Figure 12: Higher qualification achievements by level of qualification, July–September 2006 to July–September 2011 (see table 7 for further details)



Tables

Table 1: Number of regulated available qualifications for: Higher Level, covering Higher Level Qualifications and Supplemental Qualifications and Vocational Qualifications, from 05-06 to Jul-Sep 2011
England, Wales & Northern Ireland

	ESOL	HL	KS	NVQ	OQ	QCF	Total number of Qualifications
	English for Speakers of Other Languages	Higher Level	Key Skills	National Vocational Qualification	Occupational Qualification	Qualifications and Credit Framework	
05-06	11	347	32	449	33		872
06-07	11	413	32	414	33	17	920
07-08	11	505	32	399	33	108	1,088
08-09	12	545	32	365	37	160	1,151
09-10	11	577	68	315	35	496	1,502
10-11	10	554	78	291	35	1,117	2,085
Oct-Dec 2005	11	321	32	409	31		804
Jan-Mar 2006	11	329	32	357	31		760
Apr-Jun 2006	11	334	32	361	29		767
Jul-Sep 2006	11	345	32	381	31		800
Oct-Dec 2006	11	364	32	384	33		824
Jan-Mar 2007	11	375	32	341	33		792
Apr-Jun 2007	11	384	32	389	33	6	855
Jul-Sep 2007	11	383	32	380	33	16	855
Oct-Dec 2007	11	421	32	363	33	33	893
Jan-Mar 2008	11	446	32	364	33	46	932
Apr-Jun 2008	11	423	32	370	33	83	952
Jul-Sep 2008	11	502	32	372	33	108	1,058
Oct-Dec 2008	11	472	32	319	33	117	984
Jan-Mar 2009	12	510	32	328	36	135	1,053
Apr-Jun 2009	12	500	32	317	37	143	1,041
Jul-Sep 2009	11	505	32	286	36	154	1,024
Oct-Dec 2009	11	526	2	301	33	152	1,025
Jan-Mar 2010	10	545	6	301	33	222	1,117
Apr-Jun 2010	10	534	60	299	33	206	1,142
Jul-Sep 2010	10	540	67	290	33	489	1,429
Oct-Dec 2010	10	552	72	291	35	580	1,540
Jan-Mar 2011	9	540	78	264	33	773	1,697
Apr-Jun 2011	9	529	72	268	33	930	1,841
Jul-Sep 2011	9	504	72	267	35	1,100	1,987

Source: Regulated Qualifications Activity Database

Notes:

1. Secondary Qualifications represent qualifications from Entry Level to Level 3. Higher Qualifications represent qualifications from Level 4 to Level 8
2. Data are supplied by awarding organisations
3. Annual Data are for academic years i.e. October to September

Rounding: All figures are rounded to the nearest 50, values less than 25 will appear as '-'. Figures have been rounded independently so may not sum to the total.

Table 2: Total Achievements: Higher Level Qualifications For Higher Level Qualifications and Supplemental Qualifications and Vocational Qualifications, from 05-06 to Jul-Sep 2011

England, Wales & Northern Ireland	
	Total number of
05-06	83,600
06-07	89,550
07-08	99,200
08-09	115,100
09-10	119,050
10-11	125,850
Oct-Dec 2005	16,350
Jan-Mar 2006	17,300
Apr-Jun 2006	13,650
Jul-Sep 2006	36,300
Oct-Dec 2006	16,900
Jan-Mar 2007	19,150
Apr-Jun 2007	15,900
Jul-Sep 2007	37,600
Oct-Dec 2007	17,100
Jan-Mar 2008	19,900
Apr-Jun 2008	17,300
Jul-Sep 2008	44,900
Oct-Dec 2008	20,200
Jan-Mar 2009	24,850
Apr-Jun 2009	19,700
Jul-Sep 2009	50,350
Oct-Dec 2009	22,300
Jan-Mar 2010	24,550
Apr-Jun 2010	22,850
Jul-Sep 2010	49,350
Oct-Dec 2010	25,000
Jan-Mar 2011	28,550
Apr-Jun 2011	26,100
Jul-Sep 2011	46,200

Source: Regulated Qualifications Activity Database

Notes:

1. Secondary Qualifications represent qualifications from Entry Level to Level 3. Higher Qualifications represent qualifications from Level 4 to Level 8
2. Data are supplied by awarding organisations
3. Annual Data are for academic years i.e. October to September

Rounding: All figures are rounded to the nearest 50, values less than 25 will appear as '-'. Figures have been rounded independently so may not sum to the total.

Table 3: Top 50 Qans by Achievements: For Higher Level Qualifications for Higher Level Qualifications and Supplemental Qualifications and Vocational Qualifications, showing 2011.3 vs 2010.3

England, Wales & Northern Ireland

	Total Number of achievements	
	2010.3	2011.3
AAT Level 4 Diploma in Accounting (QCF)	0	2450
City & Guilds Level 4 Award in Preparing to Teach in the LifeLong Learning Sector (QCF)	1850	2050
ILEX Level 6 Certificate in Law (QCF)	1450	1450
Cambridge ESOL Level 5 Certificate in Teaching English to Speakers of Other Languages (CELTA)	0	1400
CII Level 4 Diploma in Financial Planning (QCF)	500	1100
AAT Level 4 NVQ in Accounting	4100	1000
CMI Level 7 Diploma in Strategic Management and Leadership (QCF)	550	900
CMI Level 5 Certificate in Management and Leadership (QCF)	800	900
EDEXCEL Level 4 BTEC Certificate in Teaching in the Lifelong Learning Sector (QCF)	700	900
CMI Level 5 Diploma in Management and Leadership (QCF)	950	850
City & Guilds Level 4 Certificate in Teaching in the Lifelong Learning sector (QCF)	850	800
IAM Level 4 Diploma in Administrative Management	150	750
City & Guilds Level 5 Diploma in Teaching in the Lifelong Learning Sector (QCF)	550	650
EDEXCEL Level 5 BTEC Higher National Certificate in Electrical/Electronic Engineering	650	600
NULL	0	550
City & Guilds Level 4 NVQ in Health and Social Care	600	550
ILM Level 5 Award in Management (QCF)	450	500
EDEXCEL Level 5 BTEC Higher National Certificate in Construction	700	500
EDEXCEL Level 5 BTEC Higher National Diploma in Business	700	500
CMI Level 5 Award in Management and Leadership (QCF)	300	500
EDEXCEL BTEC Level 4 Foundation Diploma in Art and Design (QCF)	0	500
ISTD Level 4 Certificate in Vocational Graded Examination in Dance: Advanced 1 (QCF)	0	450
City & Guilds Level 4 NVQ in Leadership and Management for Care Services	400	450
EDEXCEL Level 5 BTEC Higher National Certificate in Mechanical Engineering	450	400
Edexcel BTEC Level 4 Award in Preparing to Teach in the Lifelong Learning Sector	300	400
CFA UK Level 4 Certificate in Investment Management (QCF)	50	400
TCL Level 6 Diploma In Professional Musical Theatre (QCF)	0	400
City & Guilds Level 4 Award in Conducting Internal Quality Assurance of the Assessment Process	500	350
CISI Level 6 Certificate in Private Client Investment Advice & Management (QCF)	100	300
CIM Level 4 Professional Certificate in Marketing	350	300
AQA Level 4 Diploma in Therapeutic Counselling (QCF)	0	300
EDEXCEL Level 5 BTEC Higher National Certificate in Manufacturing Engineering	300	300
IFS Level 4 Diploma for Financial Advisers (QCF)	0	300
EDEXCEL Level 4 NVQ in Leadership and Management for Care Services	300	300
AAT Level 4 Diploma for Accounting Technicians (QCF)	0	300
Ascentis Level 4 Award in Preparing to Teach in the Lifelong Learning Sector (QCF)	200	300
Edexcel BTEC Level 7 Extended Diploma in Strategic Management and Leadership (QCF)	0	300
Edexcel BTEC Level 5 Diploma in Management and Leadership (QCF)	0	250
ABE Level 5 Diploma in Business Management	450	250
EDEXCEL Level 5 BTEC Higher National Certificate in Civil Engineering	350	250
EDEXCEL Level 5 BTEC Higher National Certificate in Business	500	250
BCS Level 4 Certificate in IT	0	250
CIM Level 6 Professional Diploma in Marketing	650	250
ABC Level 4 Diploma in The Theory and Practice of Counselling	150	250
VTCT Level 4 Certificate in Sports Massage Therapy (QCF)	50	250
EDEXCEL Level 4 NVQ in Health and Social Care	350	250
CACHE Level 4 NVQ in Children's Care, Learning and Development	350	250
ILM Level 4 Award in Management (QCF)	250	250
CPCAB Level 4 Diploma in Therapeutic Counselling	250	250
EDEXCEL BTEC Level 5 Diploma in Music (QCF)	0	200

Source: Regulated Qualifications Activity Database

Notes:

1. Secondary Qualifications represent qualifications from Entry Level to Level 3. Higher Qualifications represent qualifications from Level 4 to Level 8
2. Data are supplied by awarding organisations
3. Annual Data are for academic years i.e. October to September

Rounding: All figures are rounded to the nearest 50, values less than 25 will appear as '-'. Figures have been rounded independently so may not sum to the total.

Table 4: Top 50 Awarding Bodies by Achievements: For Higher Level Qualifications covering Higher Level Qualifications and Supplemental Qualifications and Vocational Qualifications, showing 2011.3 vs 2010.3

England, Wales & Northern Ireland

	Number of achievements	
	2010.3	2011.3
Pearson Education Ltd	13,100	10,700
City and Guilds of London Institute	6,500	6,100
Chartered Management Institute	4,650	4,600
Association of Accounting Technicians	4,800	3,700
Institute of Leadership & Management	2,100	2,350
OCR	2,150	1,700
University of Cambridge ESOL Examinations	1,250	1,600
Institute of Legal Executives	1,650	1,500
Trinity College London	1,600	1,450
Chartered Insurance Institute	500	1,200
Institute of Administrative Management	200	850
Imperial Society of Teachers of Dancing	50	750
EDI	400	600
Chartered Institute of Marketing	950	550
Chartered Institute of Purchasing and Supply	1,800	550
Association of Business Executives	1,400	550
ABC Awards	500	500
Ascentis	300	450
Chartered Institute for Securities & Investment	100	400
IFS School of Finance	150	400
CFA Society of UK	50	400
Assessment and Qualifications Alliance	50	400
Council for Awards in Care, Health and Education	400	300
Counselling and Psychotherapy Central Awarding Body	250	300
VTCT	100	300
BCS, The Chartered Institute for IT	0	300
Cskills Awards	350	250
Institute of Commercial Management	50	250
Associated Board of the Royal Schools of Music	300	250
Association of British Dispensing Opticians	400	200
Chartered Institute of Building	150	200
The Market Research Society	150	200
Financial Services NTO	200	200
Royal Academy of Dance	0	150
Chartered Institute of Personnel and Development	300	150
NCFE	150	150
Chartered Institute of Housing	100	150
WAMITAB	150	100
London Centre of Marketing	100	100
Rock School Ltd	100	100
The Pensions Management Institute	0	100
The Confederation of Tourism and Hospitality	300	100
Highfield Awarding Body for Compliance	50	100
NCC Education Services	100	100
British Wheel of Yoga Qualifications	0	100
Chartered Institute of Environmental Health	200	100
National Open College Network	0	50
EMTA Awards Limited	100	50
Chartered Institute of Logistics and Transport in the UK	50	50
ITEC	0	50

Source: Regulated Qualifications Activity Database

Notes:

1. Secondary Qualifications represent qualifications from Entry Level to Level 3. Higher Qualifications represent qualifications from Level 4 to Level 8
2. Data are supplied by awarding organisations
3. Annual Data are for academic years i.e. October to September

Rounding: All figures are rounded to the nearest 50, values less than 25 will appear as '-'. Figures have been rounded independently so may not sum to the total.

Table 5: Sector Skill Area Achievements: For Higher Level Qualifications covering Higher Level Qualifications and Supplemental Qualifications and Vocational Qualifications, from 05-06 to Jul-Sep 2011

England, Wales & Northern Ireland

	01 - Health, Public Services and Care	02 - Science and Mathematics	03 - Agriculture, Horticulture and Animal Care	04 - Engineering and Manufacturing Technologies	05 - Construction, Planning and the Built Environment	06 - Information and Communication Technology	07 - Retail and Commercial Enterprise	08 - Leisure, Travel and Tourism	09 - Arts, Media and Publishing	10 - History, Philosophy and Theology	11 - Social Sciences	12 - Languages, Literature and Culture	13 - Education and Training	14 - Preparation for Life and Work	15 - Business, Administration and Law	Total number of Achievement
05-06	15,700	300	950	1,400	1,950	800	550	150	3,450	0	0	550	27,450	700	29,700	83,600
06-07	18,450	400	1,100	2,250	3,150	1,300	1,050	250	3,500	0	0	900	23,100	150	33,950	89,550
07-08	20,600	350	1,250	2,850	3,850	2,500	1,300	450	7,300	0	0	900	16,950	150	40,800	99,200
08-09	20,550	800	1,150	3,300	4,750	2,050	1,500	450	18,650	0	0	500	17,500	200	43,650	115,100
09-10	22,350	650	950	3,600	5,150	1,500	2,100	900	5,450	0	0	500	24,050	100	51,750	119,050
10-11	19,900	300	700	3,350	3,450	1,450	1,500	950	7,250	0	0	400	28,150	50	58,400	125,850
Oct-Dec 2005	4,300	0	200	50	200	100	100	0	500	0	0	450	5,650	200	4,600	16,350
Jan-Mar 2006	3,700	0	200	100	150	0	150	0	400	0	0	50	5,300	150	7,050	17,300
Apr-Jun 2006	3,100	0	200	100	250	50	150	0	500	0	0	0	4,650	300	4,350	13,650
Jul-Sep 2006	4,600	200	300	1,150	1,400	600	200	150	2,050	0	0	50	11,850	0	13,650	36,300
Oct-Dec 2006	4,400	50	250	200	400	300	150	50	300	0	0	400	5,250	0	5,200	16,900
Jan-Mar 2007	4,400	100	250	150	400	50	200	0	600	0	0	0	5,100	100	7,800	19,150
Apr-Jun 2007	3,900	50	250	150	650	250	250	0	350	0	0	400	4,600	0	5,050	15,900
Jul-Sep 2007	5,750	250	400	1,750	1,700	700	450	150	2,300	0	0	50	8,150	50	15,900	37,600
Oct-Dec 2007	4,550	50	200	350	650	350	300	0	200	0	0	400	3,650	0	6,350	17,100
Jan-Mar 2008	4,700	100	300	150	500	50	300	50	400	0	0	50	4,300	0	8,950	19,900
Apr-Jun 2008	5,200	50	300	200	550	400	400	50	450	0	0	400	3,850	50	5,450	17,300
Jul-Sep 2008	6,150	150	400	2,150	2,200	1,650	300	350	6,300	0	0	50	5,150	50	20,000	44,900
Oct-Dec 2008	5,100	100	250	450	550	200	350	50	3,400	0	0	300	3,000	0	6,300	20,200
Jan-Mar 2009	4,400	250	250	350	550	450	200	50	4,150	0	0	50	2,650	0	11,500	24,850
Apr-Jun 2009	4,750	0	200	250	950	100	350	50	4,150	0	0	50	2,850	50	6,000	19,700
Jul-Sep 2009	6,250	400	450	2,300	2,650	1,300	600	300	6,950	0	0	100	9,000	150	19,800	50,350
Oct-Dec 2009	5,400	50	200	500	950	400	550	100	300	0	0	350	4,750	0	8,800	22,300
Jan-Mar 2010	5,200	200	250	300	850	200	600	200	650	0	0	50	4,900	50	11,100	24,550
Apr-Jun 2010	5,250	50	150	200	1,000	50	300	150	750	0	0	50	5,850	0	9,000	22,850
Jul-Sep 2010	6,500	350	350	2,650	2,400	850	600	450	3,750	0	0	50	8,550	50	22,850	49,350
Oct-Dec 2010	5,150	50	150	400	600	400	500	200	900	0	0	300	5,700	0	10,650	25,000
Jan-Mar 2011	4,650	50	100	250	550	150	350	250	1,300	0	0	50	6,050	0	14,800	28,550
Apr-Jun 2011	4,450	50	200	350	550	50	250	100	1,050	0	0	50	6,550	0	12,450	26,100
Jul-Sep 2011	5,650	200	200	2,300	1,800	850	450	400	4,050	0	0	50	9,800	0	20,450	46,200

Source: Regulated Qualifications Activity Database

Notes:

1. Secondary Qualifications represent qualifications from Entry Level to Level 3. Higher Qualifications represent qualifications from Level 4 to Level 8
2. Data are supplied by awarding organisations
3. Annual Data are for academic years i.e. October to September

Rounding: All figures are rounded to the nearest 50, values less than 25 will appear as '-'. Figures have been rounded independently so may not sum to the total.

Table 6: Qualification Type Achievements: For Higher Level Qualifications covering Higher Level Qualifications and Supplemental Qualifications and Vocational Qualifications, from 05-06 to Jul-Sep 2011

England, Wales & Northern Ireland

	ESOL English for Speakers of Other Languages	HL Higher Level	KS Key Skills	NVQ National Vocational Qualification	OQ Occupational Qualification	QCF Qualifications and Credit Framework	Total number of Achievement
05-06	5,100	44,550	100	29,700	4,200		83,600
06-07	4,050	50,950	150	29,950	4,100	350	89,550
07-08	3,600	52,200	150	31,100	4,150	8,050	99,200
08-09	1,450	44,650	200	31,650	4,300	32,800	115,100
09-10	700	46,600	100	34,450	4,250	32,950	119,050
10-11		30,150	50	25,800	3,250	66,600	125,850
Oct-Dec 2005	1,150	7,650		6,650	950		16,350
Jan-Mar 2006	1,300	8,450		6,550	1,000		17,300
Apr-Jun 2006	1,200	5,750	50	5,700	1,000		13,650
Jul-Sep 2006	1,500	22,700		10,850	1,250		36,300
Oct-Dec 2006	650	8,950		6,300	1,000		16,900
Jan-Mar 2007	1,200	9,550	100	7,350	950		19,150
Apr-Jun 2007	1,400	7,400		5,800	1,050	300	15,900
Jul-Sep 2007	850	25,000	50	10,500	1,150	50	37,600
Oct-Dec 2007	300	10,150		5,450	850	350	17,100
Jan-Mar 2008	1,100	9,000		7,500	950	1,400	19,900
Apr-Jun 2008	1,300	6,800	50	7,100	1,000	1,050	17,300
Jul-Sep 2008	900	26,300	50	11,050	1,350	5,250	44,900
Oct-Dec 2008	200	7,100		6,450	1,000	5,450	20,200
Jan-Mar 2009	250	8,900		7,600	1,000	7,100	24,850
Apr-Jun 2009	400	4,600	50	6,100	1,000	7,550	19,700
Jul-Sep 2009	600	24,050	150	11,550	1,250	12,750	50,350
Oct-Dec 2009	300	7,900		7,250	1,050	5,800	22,300
Jan-Mar 2010	350	8,250	50	8,650	1,000	6,200	24,550
Apr-Jun 2010		6,850		7,150	950	7,950	22,850
Jul-Sep 2010		23,600	50	11,400	1,250	13,000	49,350
Oct-Dec 2010		6,800		6,800	950	10,450	25,000
Jan-Mar 2011		7,450		7,500	800	12,750	28,550
Apr-Jun 2011		3,900		6,100	750	15,300	26,100
Jul-Sep 2011		12,000		5,400	750	28,050	46,200

Source: Regulated Qualifications Activity Database

Notes:

1. Secondary Qualifications represent qualifications from Entry Level to Level 3. Higher Qualifications represent qualifications from Level 4 to Level 8
2. Data are supplied by awarding organisations
3. Annual Data are for academic years i.e. October to September

Rounding: All figures are rounded to the nearest 50, values less than 25 will appear as '1'. Figures have been rounded independently so may not sum to the total.

Table 7: Detailed Exam Level Achievements: For Higher Level Qualifications covering Higher Level Qualifications and Supplemental Qualifications and Vocational Qualifications, from 05-06 to Jul-Sep 2011

England, Wales & Northern Ireland

	Level 4	Level 5	Level 6	Level 7	Level 8	Total number of Achievements
05-06	61,050	14,050	6,150	2,400	-	83,600
06-07	61,350	19,250	5,600	3,350	-	89,550
07-08	60,500	27,300	7,400	4,000	-	99,200
08-09	70,900	31,500	7,650	5,000	50	115,100
09-10	67,600	35,950	8,300	7,000	150	119,050
10-11	74,500	35,650	9,150	6,250	200	125,850
Oct-Dec 2005	13,700	1,350	800	500	-	16,350
Jan-Mar 2006	12,700	1,650	2,500	450	-	17,300
Apr-Jun 2006	10,600	2,350	200	550	-	13,650
Jul-Sep 2006	24,050	8,700	2,650	850	-	36,300
Oct-Dec 2006	12,900	2,800	750	450	-	16,900
Jan-Mar 2007	13,900	3,250	1,550	500	-	19,150
Apr-Jun 2007	12,150	2,450	400	900	-	15,900
Jul-Sep 2007	22,400	10,750	2,950	1,500	-	37,600
Oct-Dec 2007	12,000	3,550	850	700	-	17,100
Jan-Mar 2008	13,550	3,650	2,150	550	-	19,900
Apr-Jun 2008	12,550	3,000	600	1,150	-	17,300
Jul-Sep 2008	22,350	17,100	3,850	1,600	-	44,900
Oct-Dec 2008	14,200	3,750	1,150	1,100	-	20,200
Jan-Mar 2009	16,450	5,300	2,000	1,100	-	24,850
Apr-Jun 2009	14,800	3,500	550	850	-	19,700
Jul-Sep 2009	25,450	19,050	3,900	1,950	-	50,350
Oct-Dec 2009	13,400	6,250	1,350	1,250	50	22,300
Jan-Mar 2010	16,250	5,700	1,000	1,550	50	24,550
Apr-Jun 2010	14,100	6,500	800	1,500	-	22,850
Jul-Sep 2010	23,850	17,500	5,200	2,750	50	49,350
Oct-Dec 2010	15,650	6,200	1,650	1,450	100	25,000
Jan-Mar 2011	18,050	7,450	1,450	1,550	50	28,550
Apr-Jun 2011	16,750	6,350	1,850	1,150	-	26,100
Jul-Sep 2011	24,100	15,700	4,200	2,100	100	46,200

Source: Regulated Qualifications Activity Database

Notes:

1. Secondary Qualifications represent qualifications from Entry Level to Level 3. Higher Qualifications represent qualifications from Level 4 to Level 8
2. Data are supplied by awarding organisations
3. Annual Data are for academic years i.e. October to September

Rounding: All figures are rounded to the nearest 50, values less than 25 will appear as '-'. Figures have been rounded independently so may not sum to the total.

We wish to make our publications widely accessible. Please contact us if you have any specific accessibility requirements.

First published by the Office of Qualifications and Examinations Regulation in 2011

© Crown copyright 2011

You may re-use this publication (not including logos) free of charge in any format or medium, under the terms of the [Open Government Licence](#). To view this licence, [visit The National Archives](#); or write to the Information Policy Team, The National Archives, Kew, Richmond, Surrey, TW9 4DU; or email: psi@nationalarchives.gsi.gov.uk

This publication is also available on our website at www.ofqual.gov.uk

Any enquiries regarding this publication should be sent to us at:

Office of Qualifications and Examinations Regulation	
Spring Place	2nd Floor
Coventry Business Park	Glendinning House
Herald Avenue	6 Murray Street
Coventry CV5 6UB	Belfast BT1 6DN

Telephone 0300 303 3344

Textphone 0300 303 3345

Helpline 0300 303 3346

www.ofqual.gov.uk

Alison Fisher – Head of Statistics