

London

Introduction

Greater London is made up of 32 boroughs and the City of London, which cover an area of 1,572 km². By size it is the smallest English region (1.2 per cent of the total land area of England). It has 7.8 million inhabitants which represent almost 15 per cent of the population of England, and London has the highest population density of any English region – 4,900 people per km².

The economy

In 2009 London's headline gross value added (GVA) was over £265 billion. This represented 21 per cent, the largest regional share, of the UK total. Inner London contributed 68 per cent to London's GVA in 2008 and 14 per cent to the UK's total GVA.

London houses a major world financial centre and a range of business specializations, which attract a highly skilled workforce. London residents (those aged 16 to 64 and working) are more likely to be employed in managerial, professional or associate professional and technical occupations, than the rest of the UK (54 per cent and 44 per cent respectively in 2010).

Gross disposable household income (GDHI) per head of London residents was the highest of all regions. At £19,700 in 2009 it was 28 per cent higher than the UK average. GDHI per head in Inner London was £22,940 and in Outer London it was £17,520.

Despite this apparent success, in autumn 2011 the unemployment rate in London, at 9 per cent, was higher than England as a whole (7.9 per cent).

Qualification levels

In 2009, 39.4 per cent of the London working age population's highest qualification was Level 4 or above. This was the highest of all regions and compares with 30.0 per cent for England. In London, 54.0 per cent of pupils achieved five or more grades A* to C at GCSE level or equivalent including English and mathematics in 2008-09, compared with 49.8 per cent for England as a whole.

Higher education provision

By far the largest concentration of higher education (HE) in the UK is in London. There are 41 higher education institutions funded by HEFCE: 12 universities, nine higher education colleges, and 20 colleges and schools of the University of London (including the University of London itself).

The University of London is a federal university containing colleges, schools and institutes. HEFCE funds many of these colleges directly (one of which is in the South East region). The university accounts for 33 per cent of higher education in the capital, when measured in terms of student full-time equivalents (FTEs).

In addition there are 39 further education colleges (FECs) offering higher education courses, of which 15 are funded directly by HEFCE and all but one teach students registered at higher education institutions. London's higher education student population is 425,245 students, equating to 317,265 FTEs, of which 4,825 are registered at FECs. This accounts for almost 20 per cent of the HE student population at campus universities in England, measured in terms of student FTEs.

The higher education institutions range in size from Kings College London, with 24,065 students, to the Institute for Cancer Research with just 301 students.

Student profile

Nearly half the ethnic minority population of England lives in London. This is reflected in the high proportion of students from ethnic minorities studying in some of the capital's higher education institutions. London has a high proportion of students aged 21 or over, and, along with the North East and the North West, a high proportion of young full-time first degree students studying at higher education institutions in their home region.

This page is intentionally blank.

PHOTO REDACTED DUE TO THIRD PARTY RIGHTS OR OTHER LEGAL ISSUES



Known providers of HE - London

1 ▲	Brunel University	11 +X◆	Barking and Dagenham College	23 +X◆	The College of North West London
2 ■	Conservatoire for Dance and Drama, Rambert	12 +X	Barnet College	24 X	Orpington College of Further Education
3 ▲	University of Greenwich	13 +X◆	Bexley College	25 X	Redbridge College
4 ▲	Kingston University	14 X	Bromley College of Further and Higher Education	26 X	Richmond Adult Community College
5 ▲	Middlesex University	15 +X	Carshalton College	27 +X◆	Richmond-upon-Thames College
6 ▲	Ravensbourne	16 X	Coulston College	28 X	Sir George Monoux College
7 ▲	Rose Bruford College	17 ◆	Croydon College	29 X	Southgate College
8 ▲	St Mary's University College	18 +X	Greenwich Community College at Plumstead Centre	30 X	Stanmore College
9 ▲	Trinity Laban Conservatoire of Music and Dance	19 X	Harrow College	31 +X◆	Uxbridge College
10	The University of West London:	20 +X◆	Havering College of Further and Higher Education	32 X	Waltham Forest College
▲	Main campus	21 +X◆	Kingston College	33 +X◆	West Thames College
■	Brentford campis	22 X	Leyton Sixth Form College		

Legend

▲ HEI main campus

■ HEI non-main campus

X FEC provision registered at an HEI

+ FEC provision registered at an FEC

◆ FEC funded by HEFCE in 2010-11

PHOTO REDACTED DUE TO THIRD PARTY RIGHTS OR OTHER LEGAL ISSUES

Known providers of HE - Inner London

1 ▲	Birkbeck College	17 ▲	University of the Arts London	31 ▲	Royal Veterinary College
2 ▲	Institute of Cancer Research	18	University of London:	32 ▲	St George's Hospital Medical School
3 ▲	Central School of Speech and Drama	▲	Main campus	33 ▲	University College London
4 ▲	City University, London	■	Institute for the study of the Americas	34 ▲	University of Westminster
5 ▲	Courtauld Institute of Art	■	Institute of Advanced Legal Studies	35 X	City and Islington College
6 ■	University of Cumbria, London (Tower Hamlets prof. Devel. Cntr.)	■	Institute of Commonwealth Studies	36 X	City Lit
7	Conservatoire for Dance and Drama:	■	Institute of Germanic and Romance Studies	38 +X◆	Ealing, Hammersmith and West London College
■	Central School of Ballet	■	Institute of Historical Research	39 +X	Hackney Community College
■	LAMDA	■	Warburg Institute	40 X	The College of Haringey, Enfield and North East London
■	LCDS	19 ▲	London Business School	41 +X◆	Kensington and Chelsea College
■	RADA	20 ▲	London School of Economics and Political Science	42 X	Lambeth College
■	The Circus Space	21 ▲	London School of Hygiene & Tropical Medicine	43 +X◆	Lewisham College
8 ■	University of East Anglia, UEA LONDON	22 ▲	London Metropolitan University	44 X	Newham College of Further Education
9 ▲	University of East London	23 ▲	London South Bank University	45 X	Newham Sixth Form College
10 ▲	Institute of Education	24 ▲	School of Oriental and African Studies	46 +X◆	South Thames College
11 ■	University of Gloucestershire, London Campus	25 ▲	School of Pharmacy	47 X	Southwark College
12 ▲	Goldsmiths' College	26 ▲	Queen Mary, University of London	48 +X	Tower Hamlets College
13 ▲	Guildhall School of Music & Drama	27 ▲	Roehampton University	49 +X◆	Westminster Kingsway College
14 ▲	Heythrop College	28 ▲	Royal Academy of Music	50 +X	The Working Men's College
15 ▲	Imperial College London	29 ▲	Royal College of Art		
16 ▲	King's College London	30 ▲	Royal College of Music		

Legend

▲ HEI main campus

■ HEI non-main campus

X FEC provision registered at an HEI

+ FEC provision registered at an FEC

◆ FEC funded by HEFCE in 2010-11

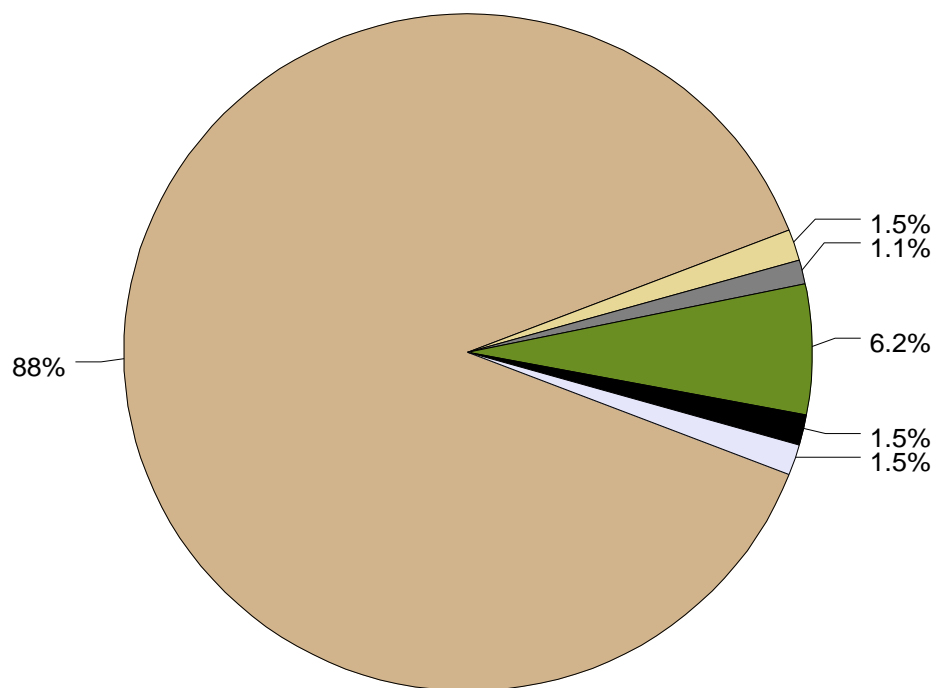
This page is intentionally blank.

HE students taught at London institutions

2007-08 to 2009-10

	FPEs: 2007-08 2008-09 2009-10			FTEs: 2007-08 2008-09 2009-10			
HEI registered HEI taught:	351,595	362,335	375,280	HEI registered HEI taught:	274,420	282,195	292,340
HEI registered FEC taught:	6,855	6,095	6,335	HEI registered FEC taught:	5,480	4,815	4,835
FEC registered FEC taught:	4,395	4,425	4,825	FEC registered FEC taught:	3,765	3,690	4,025
OU distance learners*:	23,605	24,635	26,340	OU distance learners*:	9,005	8,950	9,795
Other distance learners*:	4,840	6,190	6,180	Other distance learners*:	1,620	1,875	2,060
Other teaching providers:	4,890	6,445	6,285	Other teaching providers:	2,910	3,960	4,210
Total:	396,175	410,125	425,245	Total:	297,205	305,490	317,265

Profile of students' study methods in London (based on student FPEs)



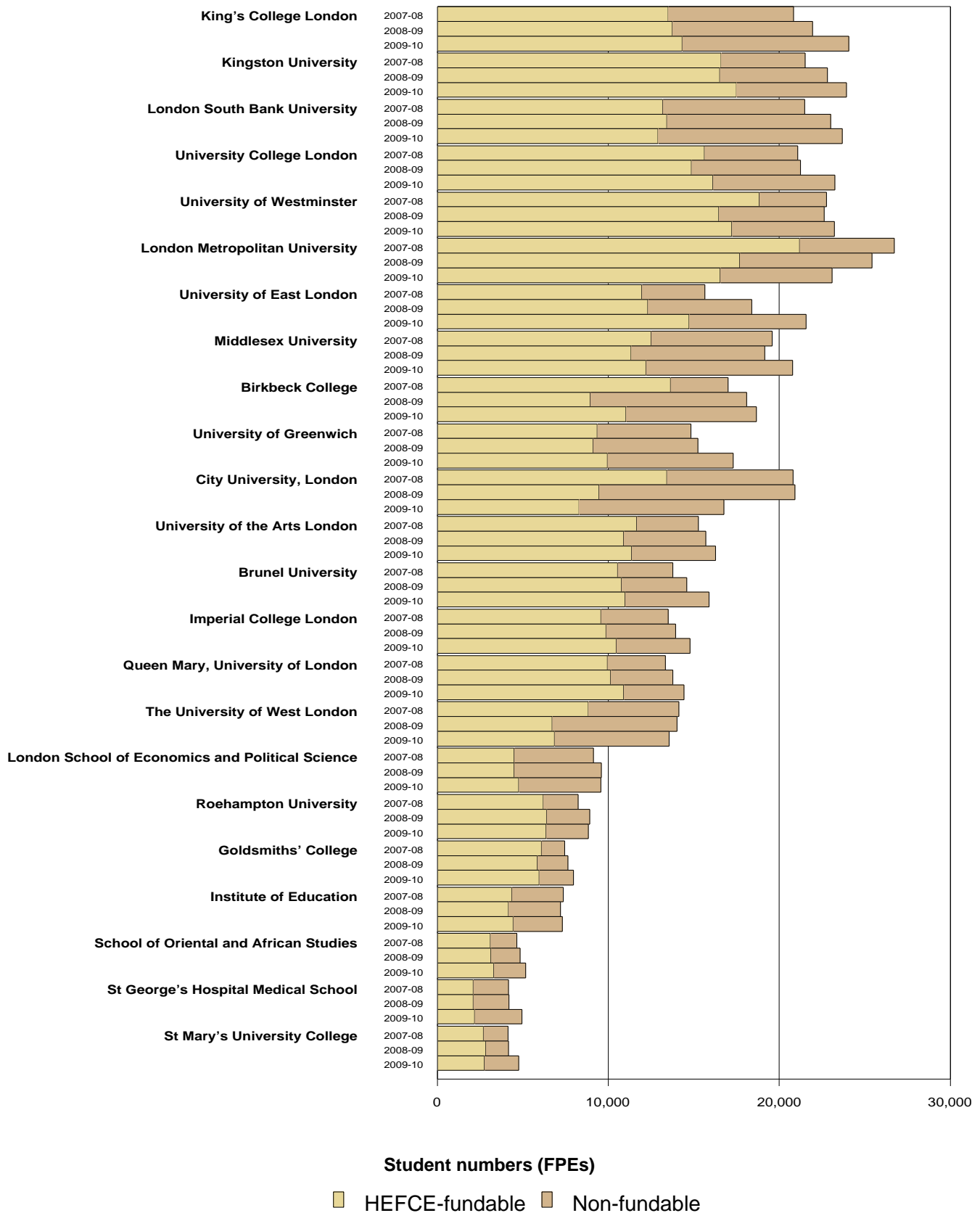
- HEI registered HEI taught
- FEC registered FEC taught
- Other distance learners*
- HEI registered FEC taught
- OU distance learners*
- Other teaching providers

* Learners domiciled in region

HE students taught at HEIs in London

2007-08 to 2009-10 (OU and distance learners excluded)

Institutions with more than 2,000 FPEs

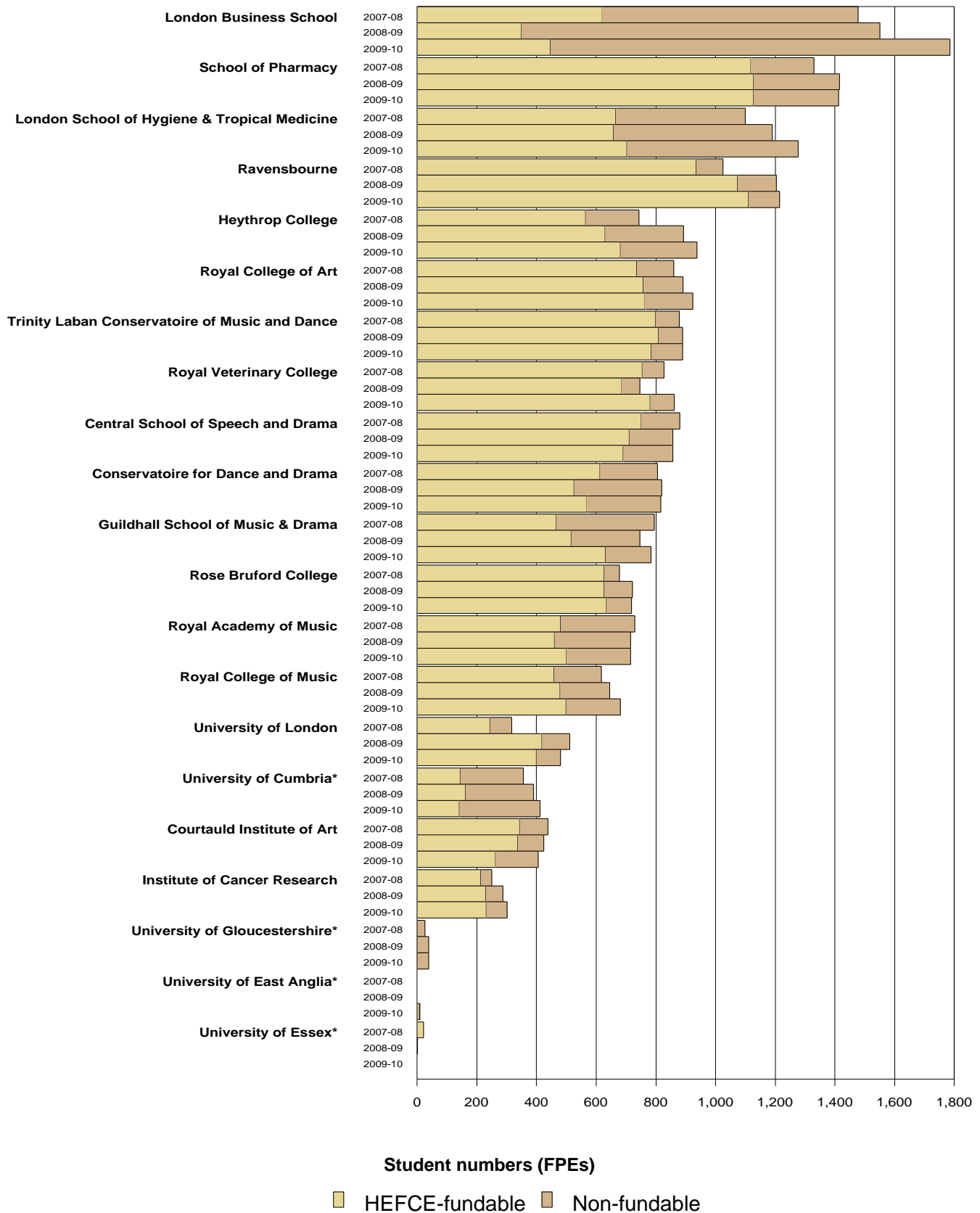


* Institution has additional campus in this region. Please refer to Annex A

HE students taught at HEIs in London

2007-08 to 2009-10 (OU and distance learners excluded)

Institutions with less than 2,000 FPEs

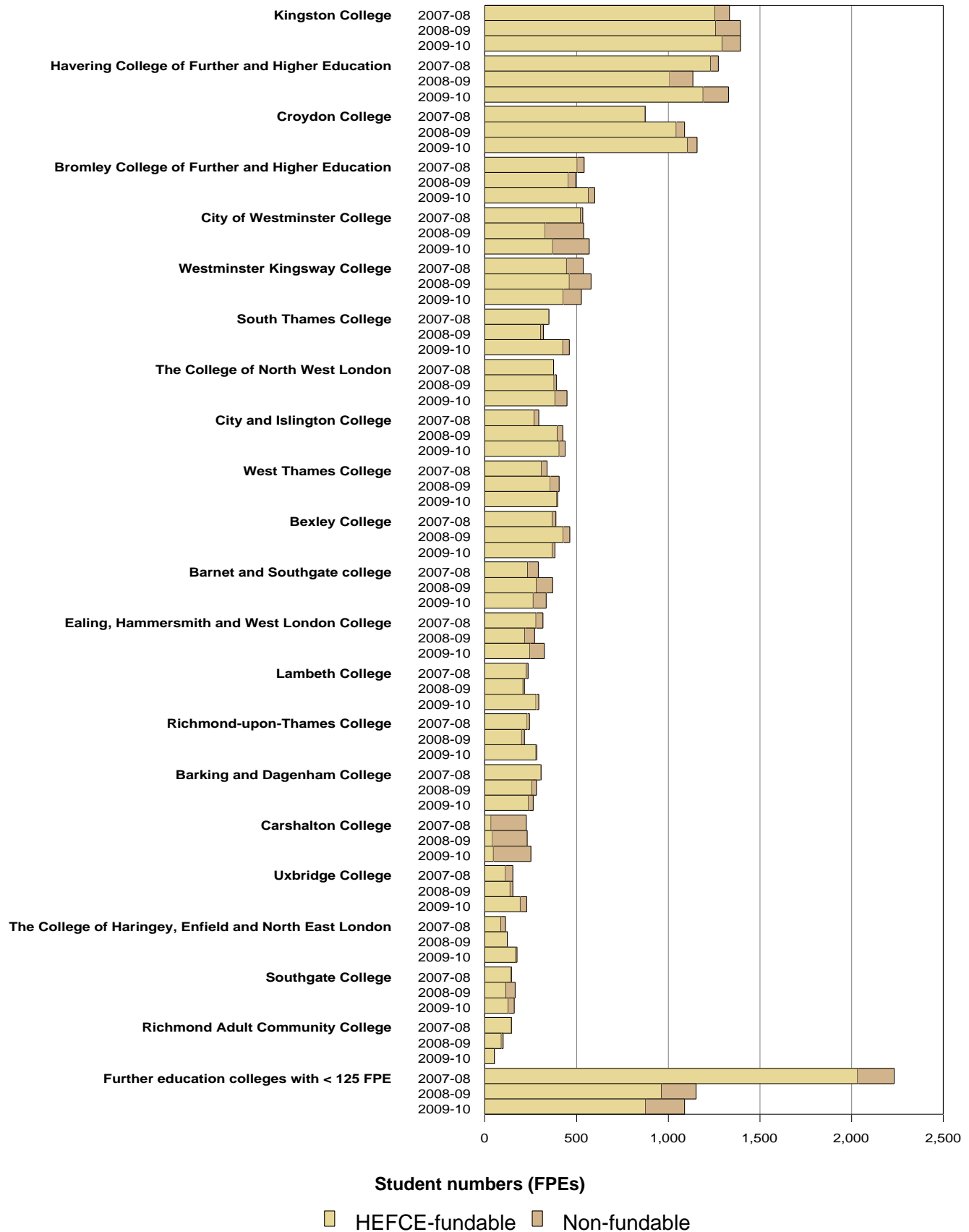


* Institution has additional campus in this region. Please refer to Annex A

HE students taught at FECs in London

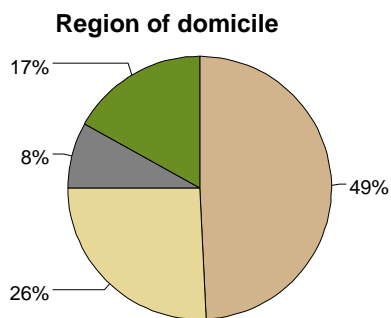
2007-08 to 2009-10

Higher education student numbers for further education colleges with more than 125 FPE
2007-08 to 2009-10

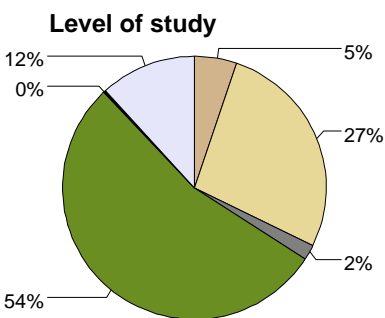


HE students taught at London HEIs 2009-10: characteristics (OU and distance learners excluded)

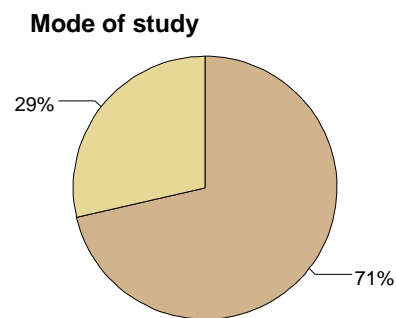
Based on student FPEs (percentage in brackets represents average for England)



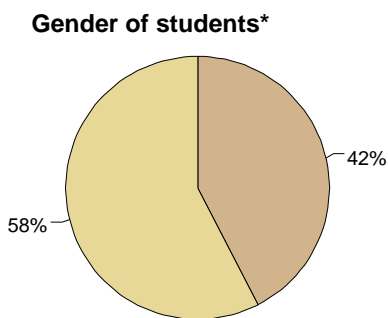
- From the region (46%)
- Other UK (35%)
- Other EU (5%)
- Rest of the world (13%)



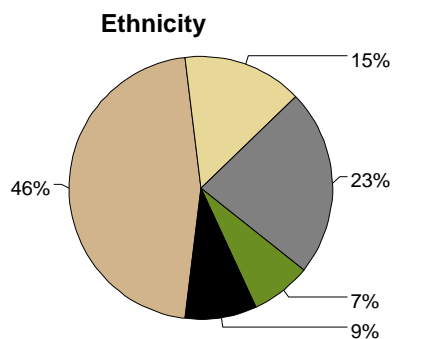
- Postgraduate research (5%)
- Postgraduate taught (20%)
- First degree (60%)
- Foundation degree (2%)
- HND/HNC (1%)
- Other undergraduate (12%)



- Full-time & sandwich (75%)
- Part-time (25%)

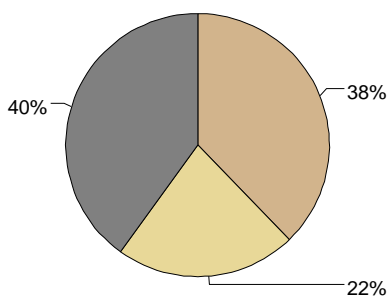


- Male (43%)
- Female (57%)



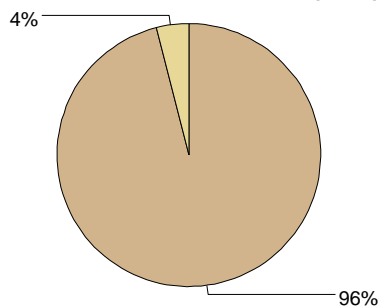
- White (66%)
- Black or Black British (7%)
- Asian or Asian British (15%)
- Other (including mixed) (4%)
- Unknown (7%)

Age of undergraduate students on entry



- Under 21 (49%)
- 21-24 years old (18%)
- 25 and over (33%)

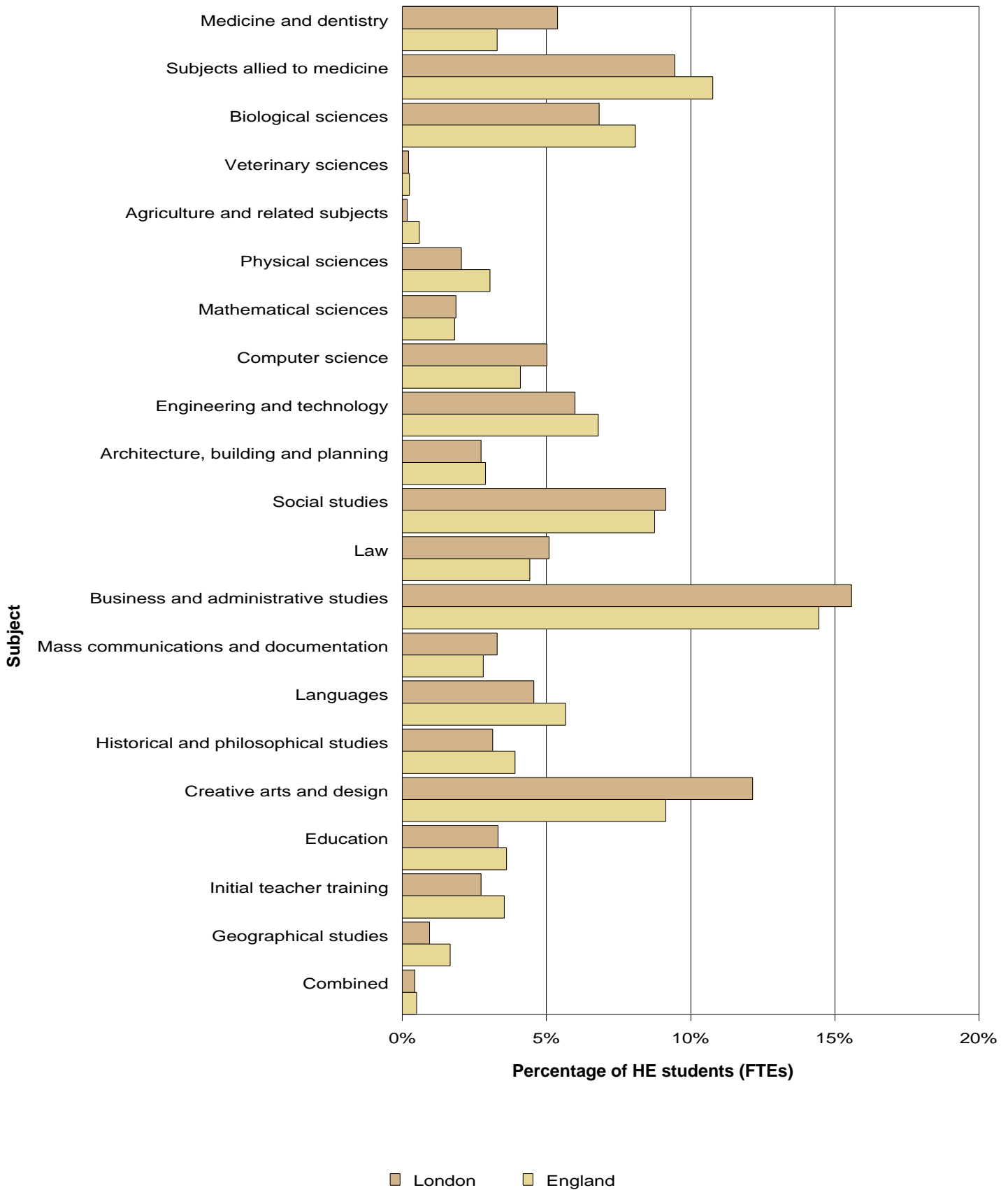
Students in receipt of Disabled Students' Allowance (DSA)*



- Not in receipt of DSA (95%)
- In receipt of DSA (5%)

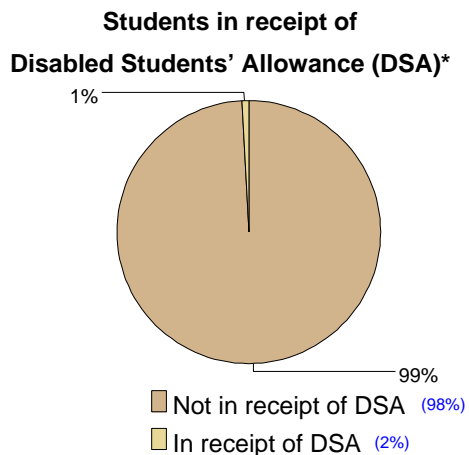
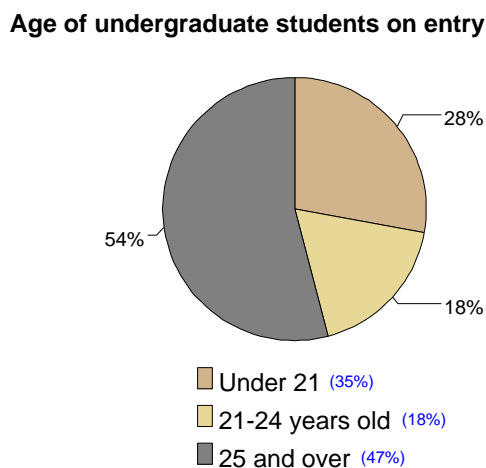
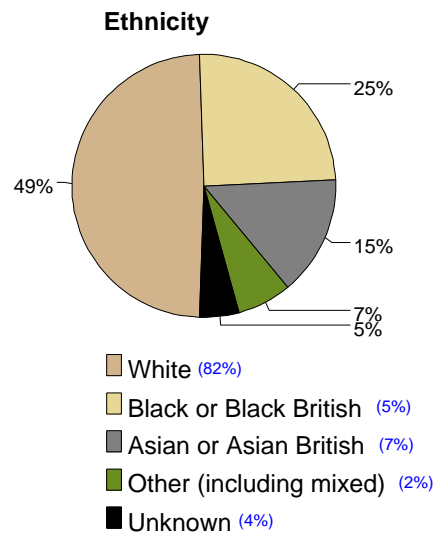
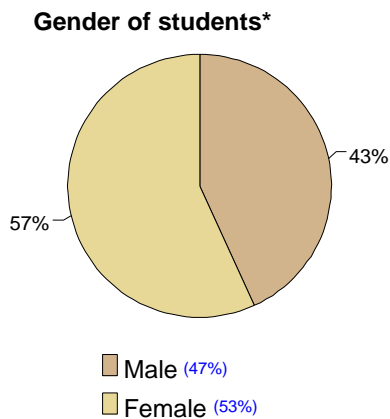
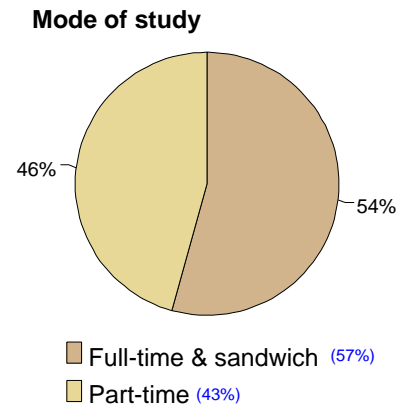
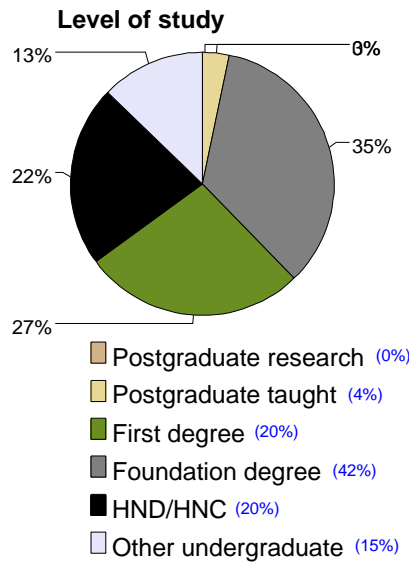
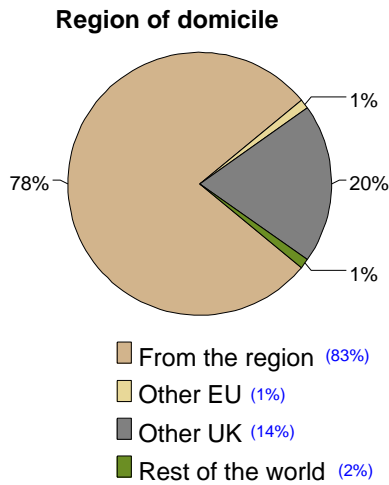
* Please refer to Annex A

HE students taught at London HEIs: subject 2009-10 (OU and distance learners excluded)



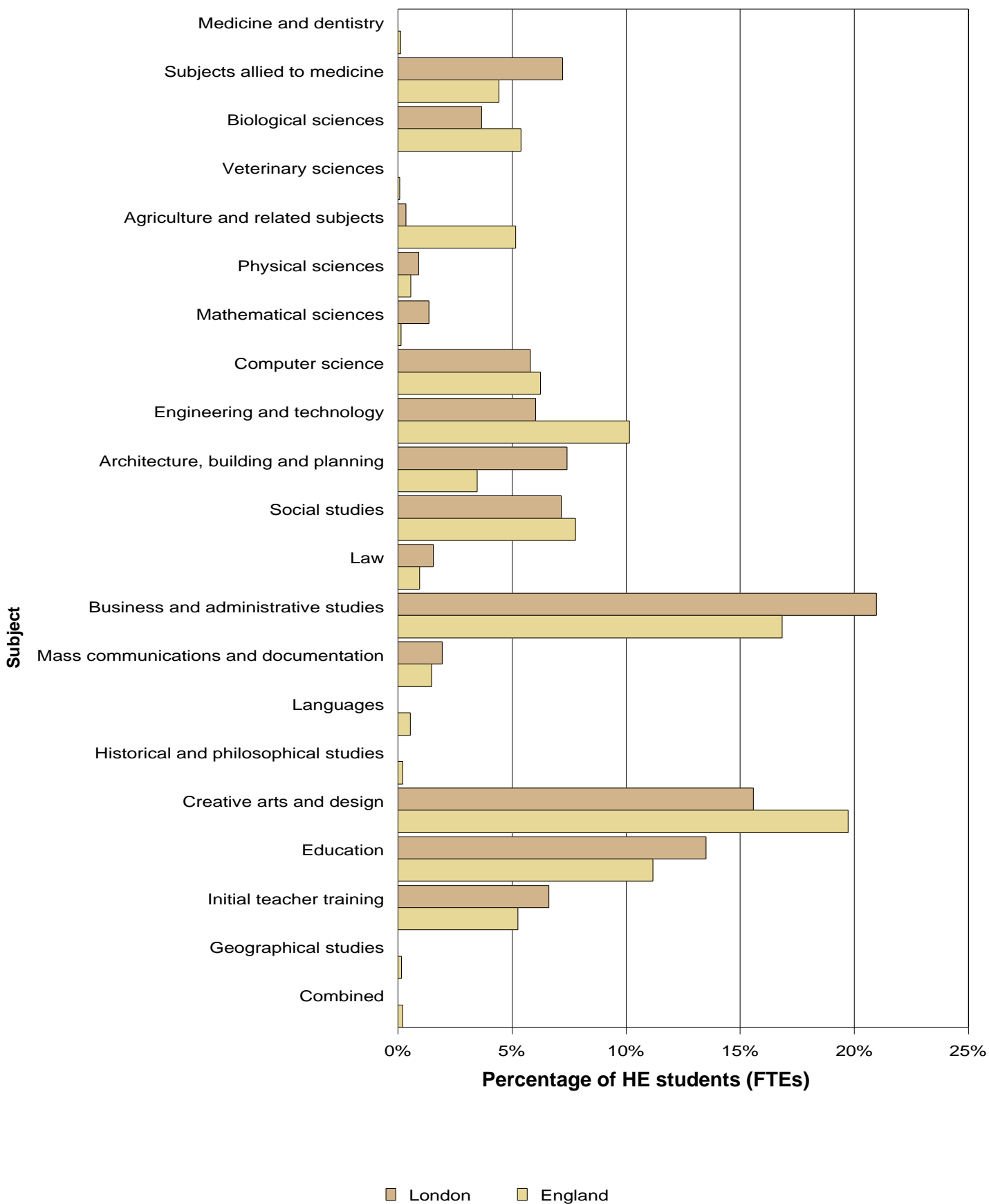
HE students taught at London FECs 2009-10: characteristics

Based on student FPEs (percentage in brackets represents average for England)



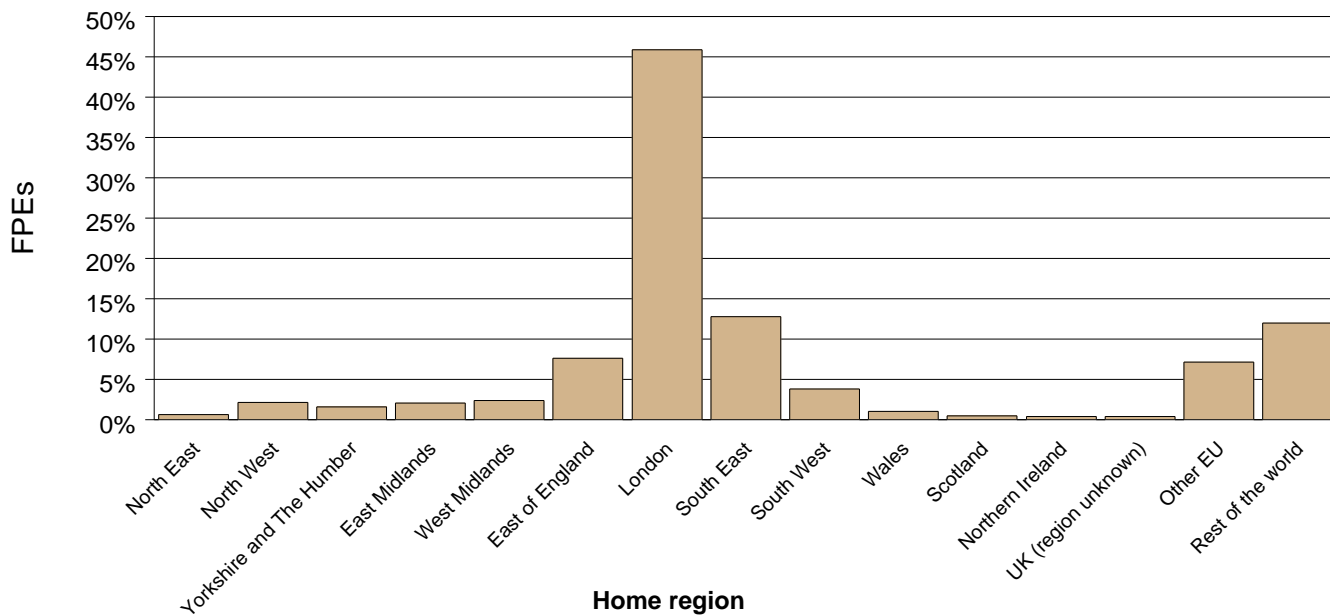
* Please refer to Annex A

HE students taught at London FECs: subject 2009-10

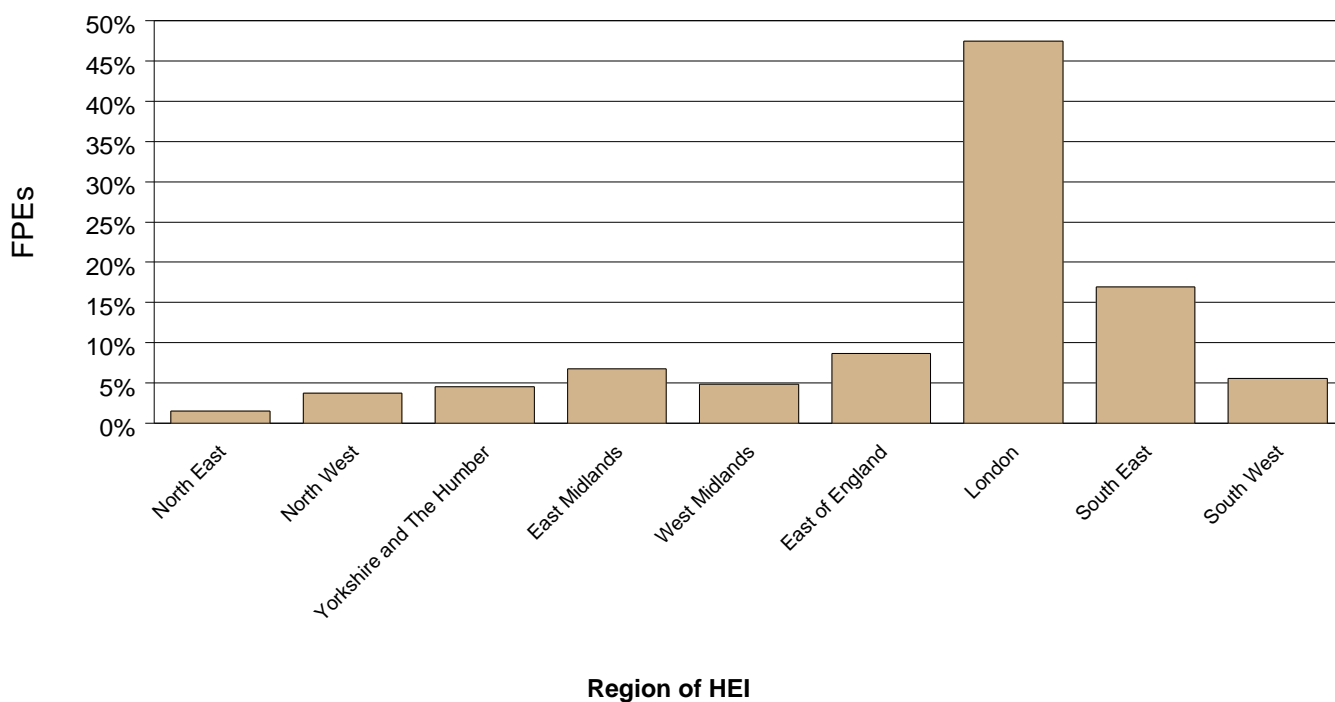


Flows of young, full-time, first degree students between regions (OU and distance learners excluded)

Where do young students at London HEIs in 2009-10 come from?



Where in England do young students from London study? 2009-10

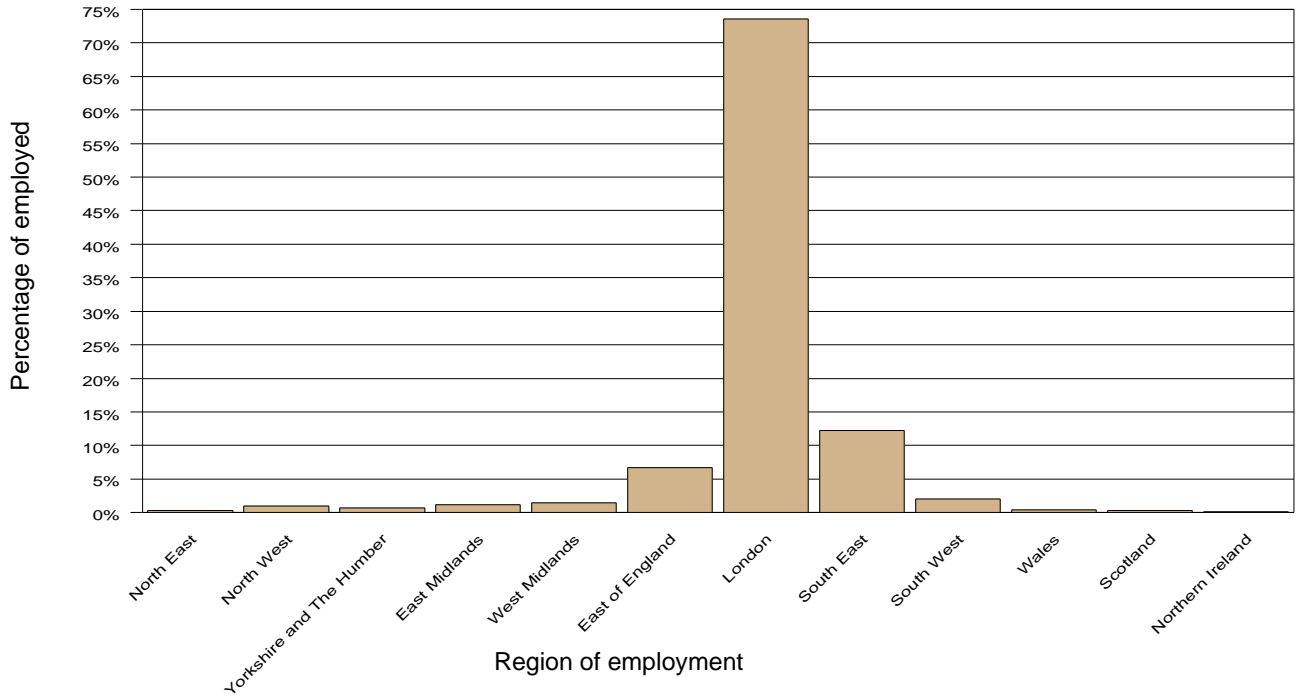


Employment destinations of first degree graduates

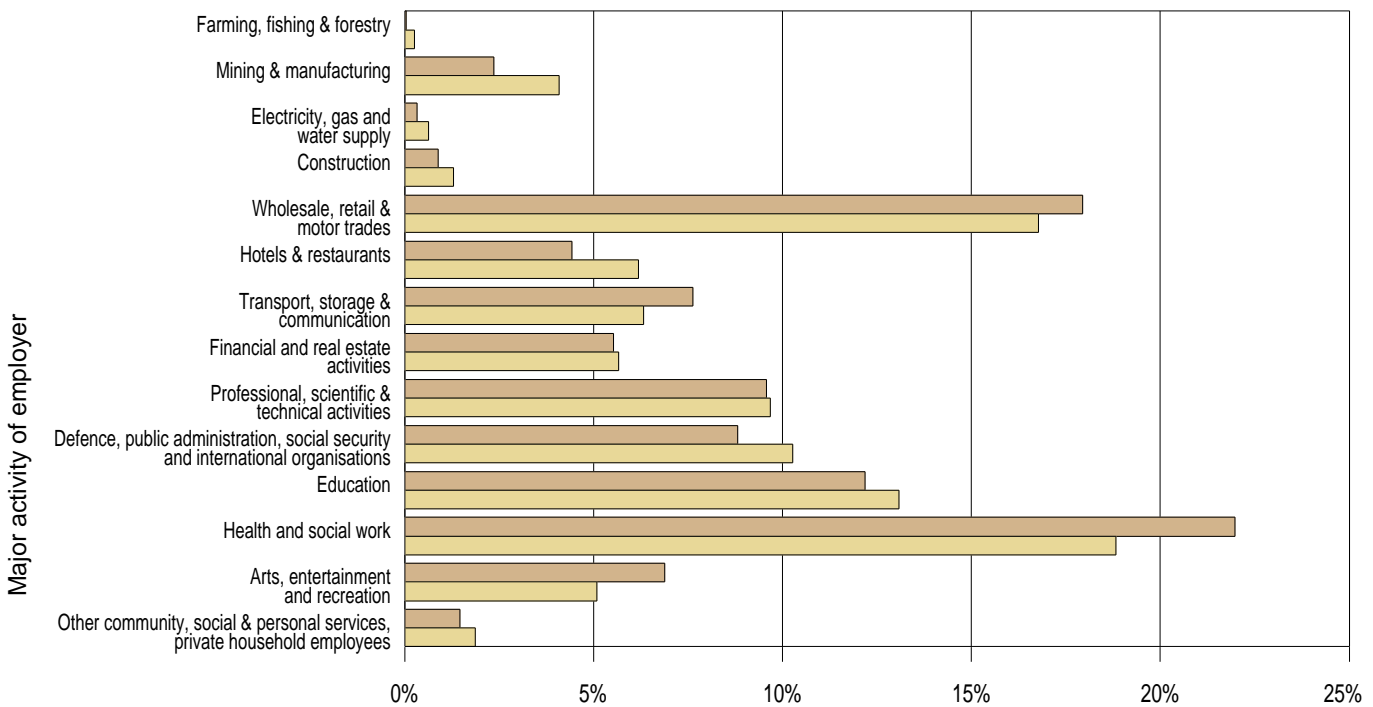
First degree students graduating from HEIs in 2008:

Work: 57% Further study: 17% Work and study: 8% Unemployed: 12% Other: 5%

Where do graduates from London HEIs find employment?



Employed graduates of London HEIs: destination by type of industry



Percentage of employed first degree graduates returned in the Destinations of Leavers from Higher Education survey

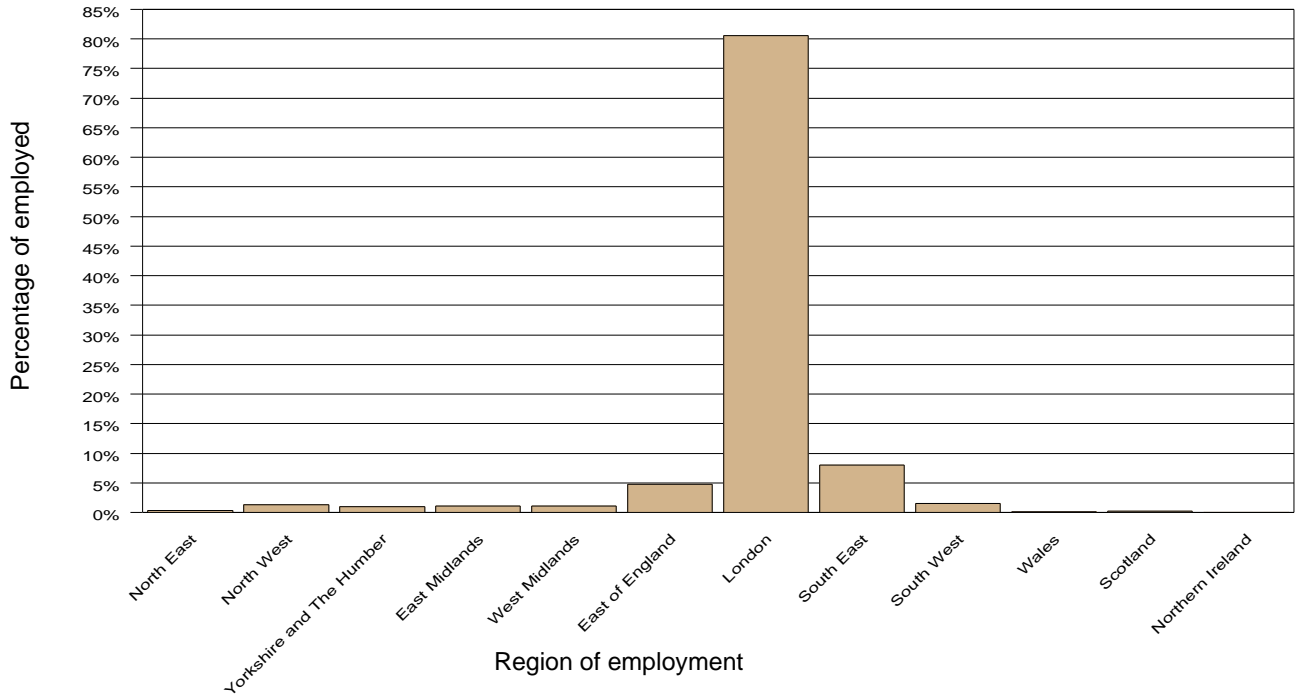
London England

Employment destinations of first degree graduates

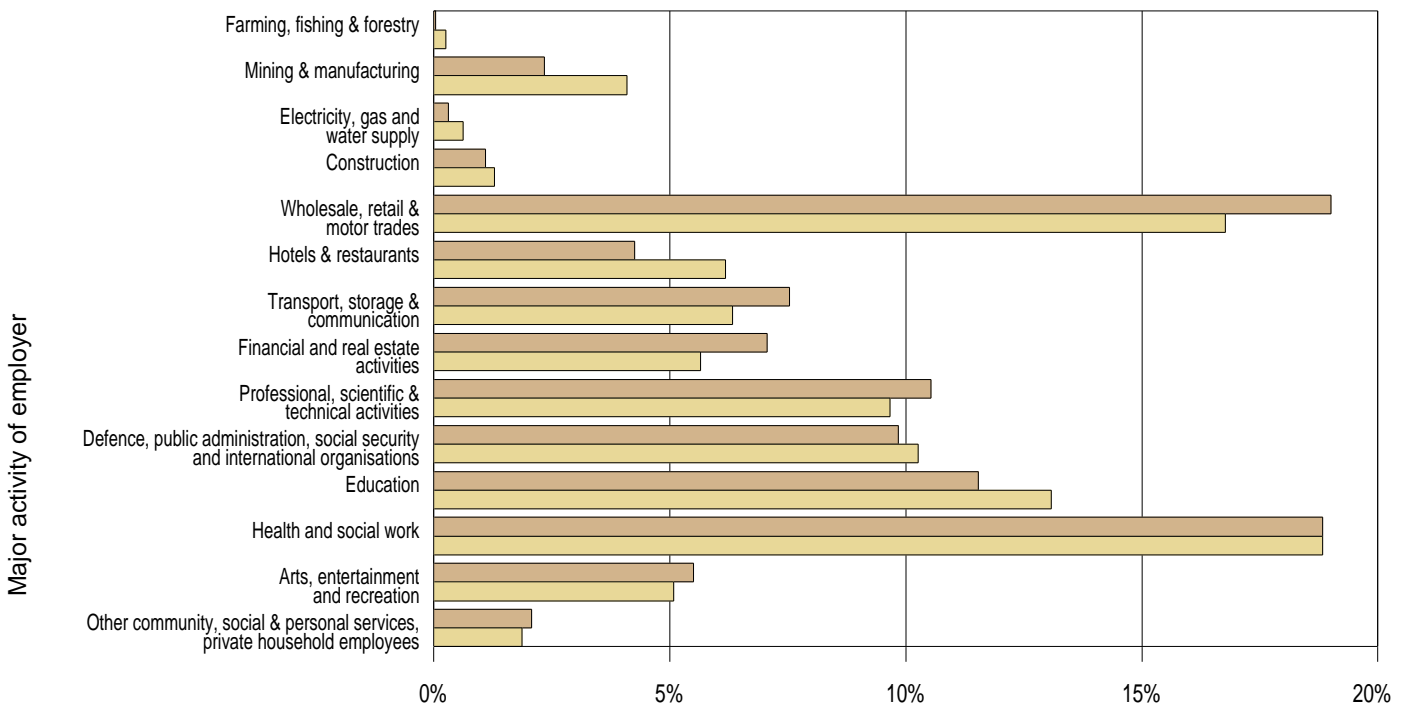
First degree students from the region graduating in 2008:

Work: 57% Further study: 17% Work and study: 7% Unemployed: 13% Other: 6%

Where do graduates from London find employment?



Employed graduates of the London region: destination by type of industry

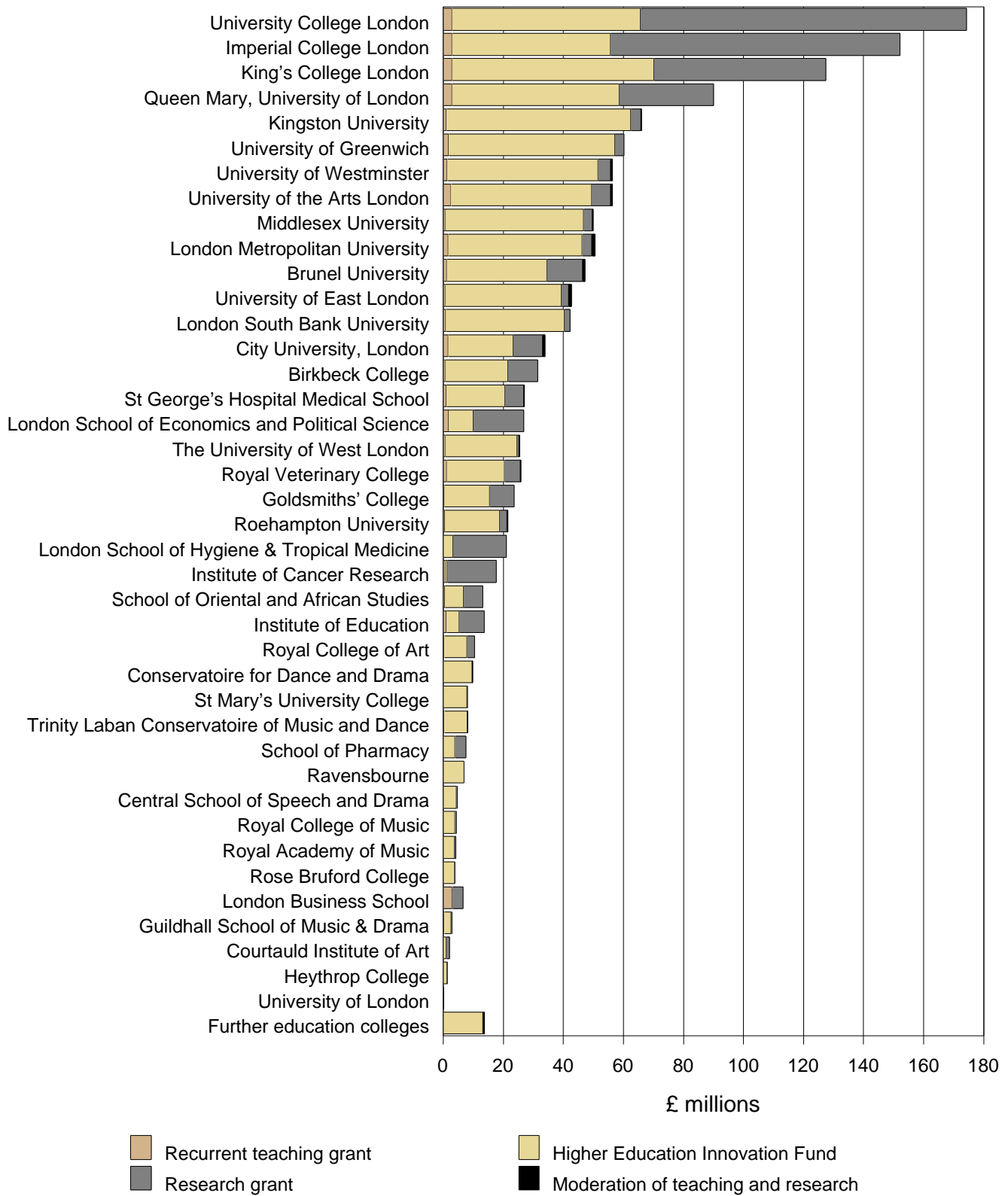


Percentage of employed first degree graduates returned in the Destinations of Leavers from Higher Education survey

London England

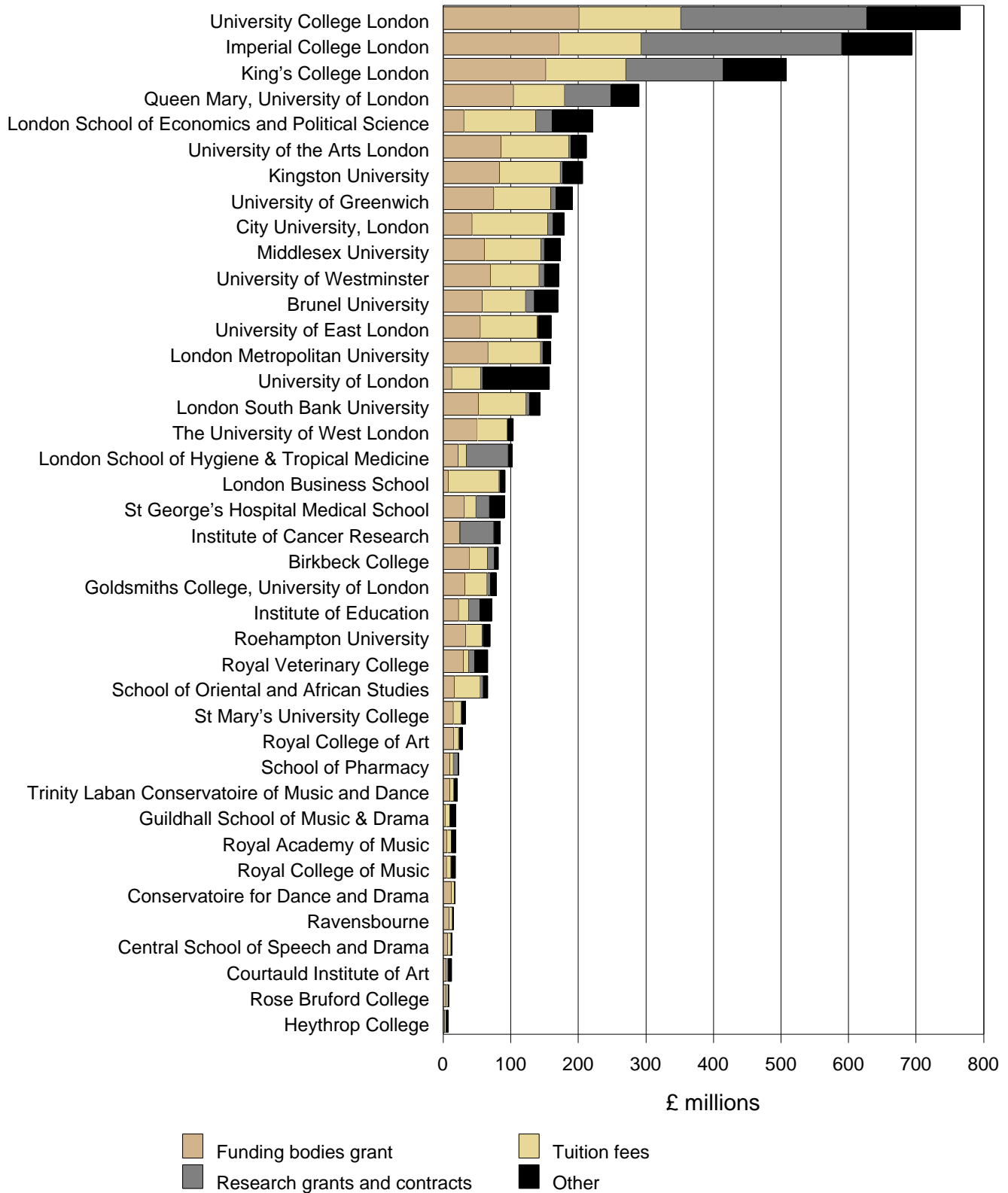
Income to HE institutions in London

HEFCE recurrent grants for 2011-12



Income to HE institutions in London

Total income* by source 2009-10

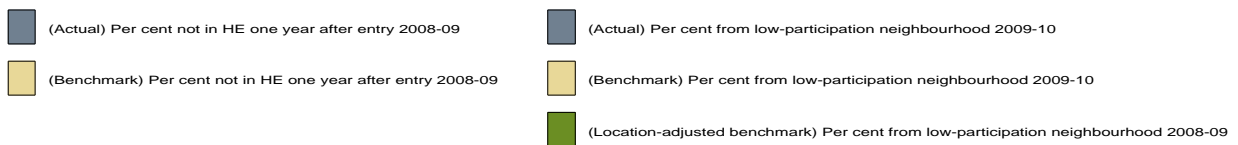
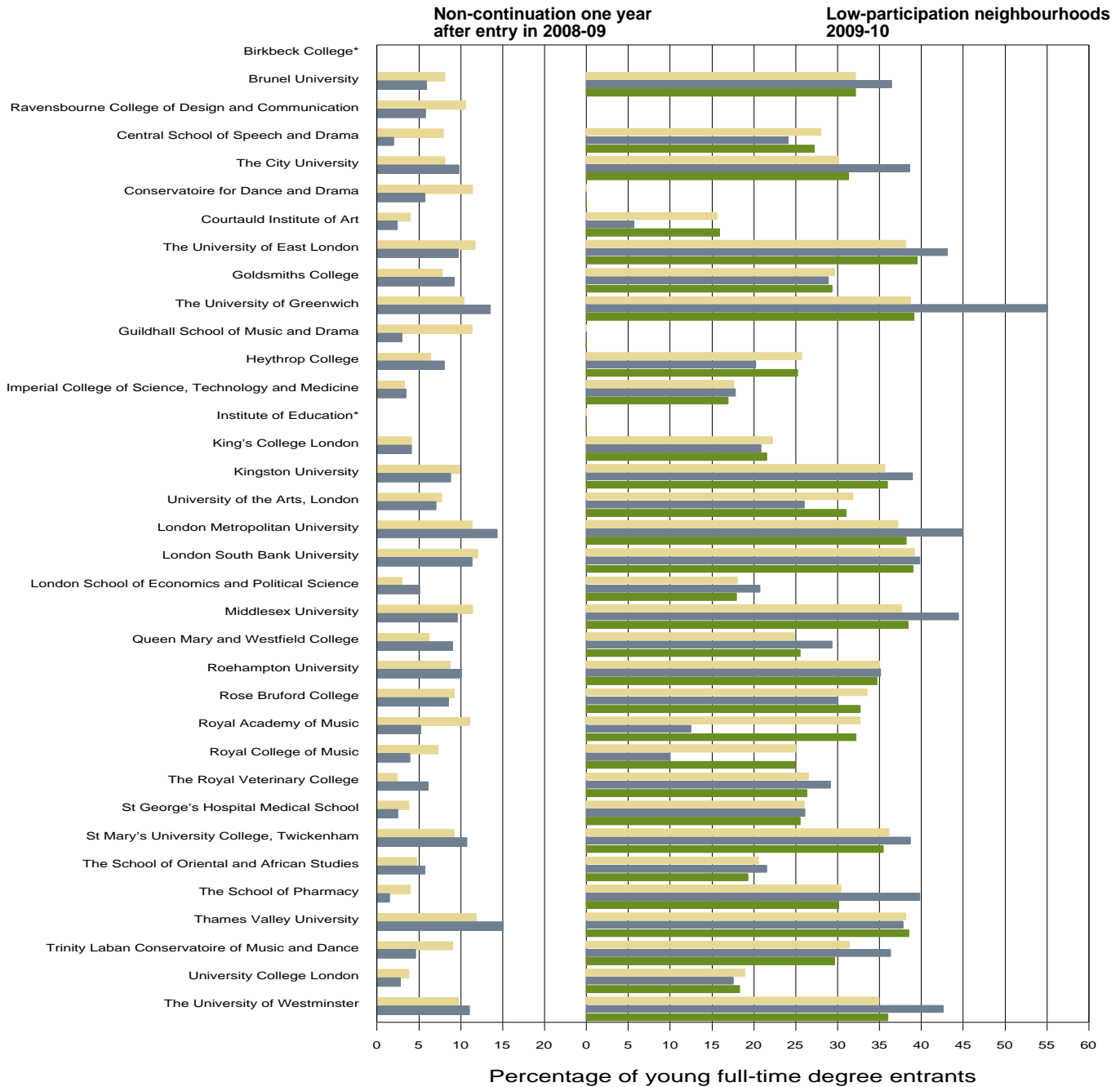


*Includes income attributable to a share in joint ventures

Performance of HEIs in London

Performance indicators for participation and non-continuation

Young full-time degree entrants to HEIs in London



* Please refer to Annex A

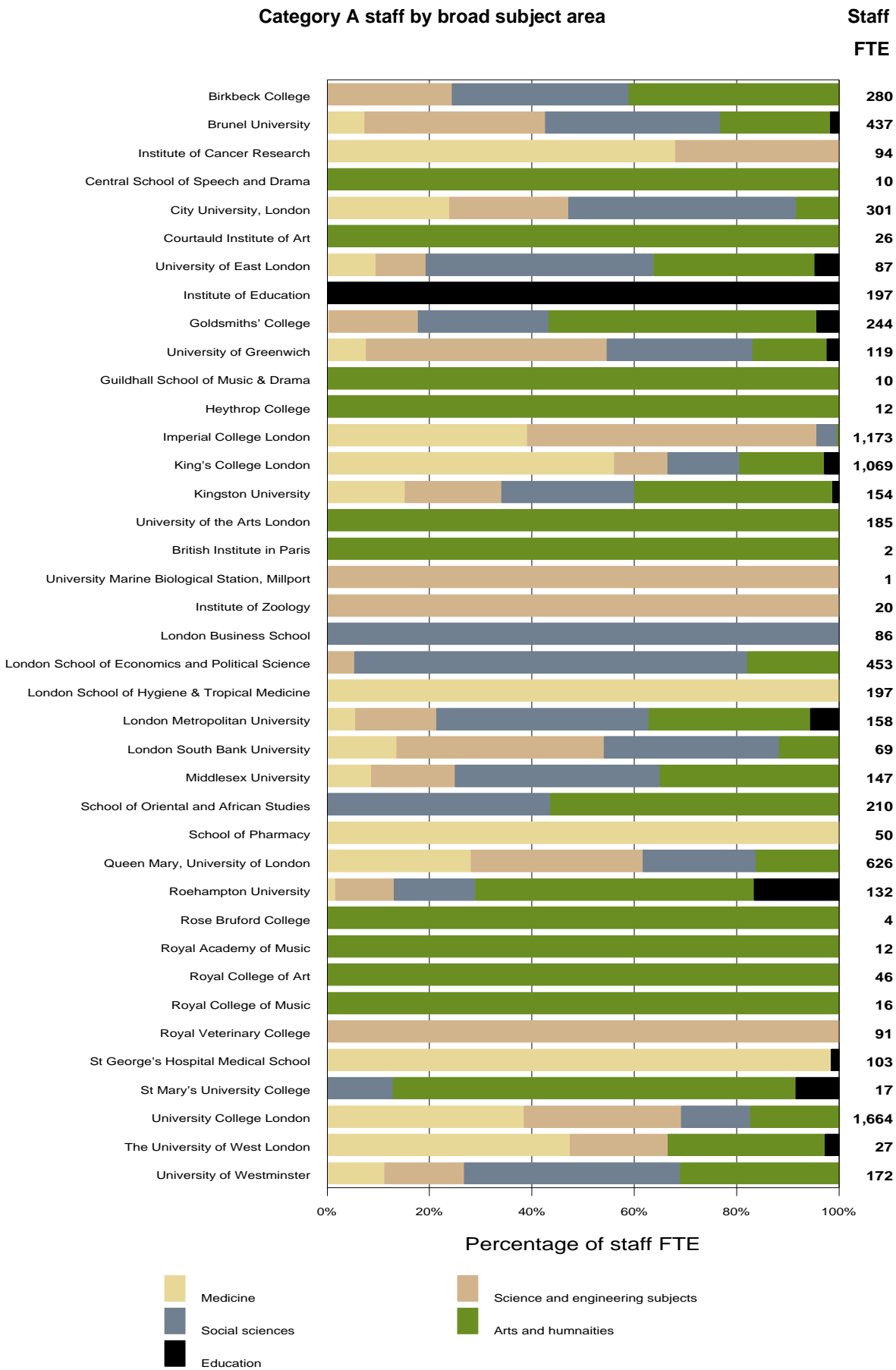
These data are taken from 'Performance indicators in higher education in the UK' (HESA)

Institution names used in that publication have been kept

Performance of HEIs in London

Research Assessment Exercise 2008 staff volume - 2* and above

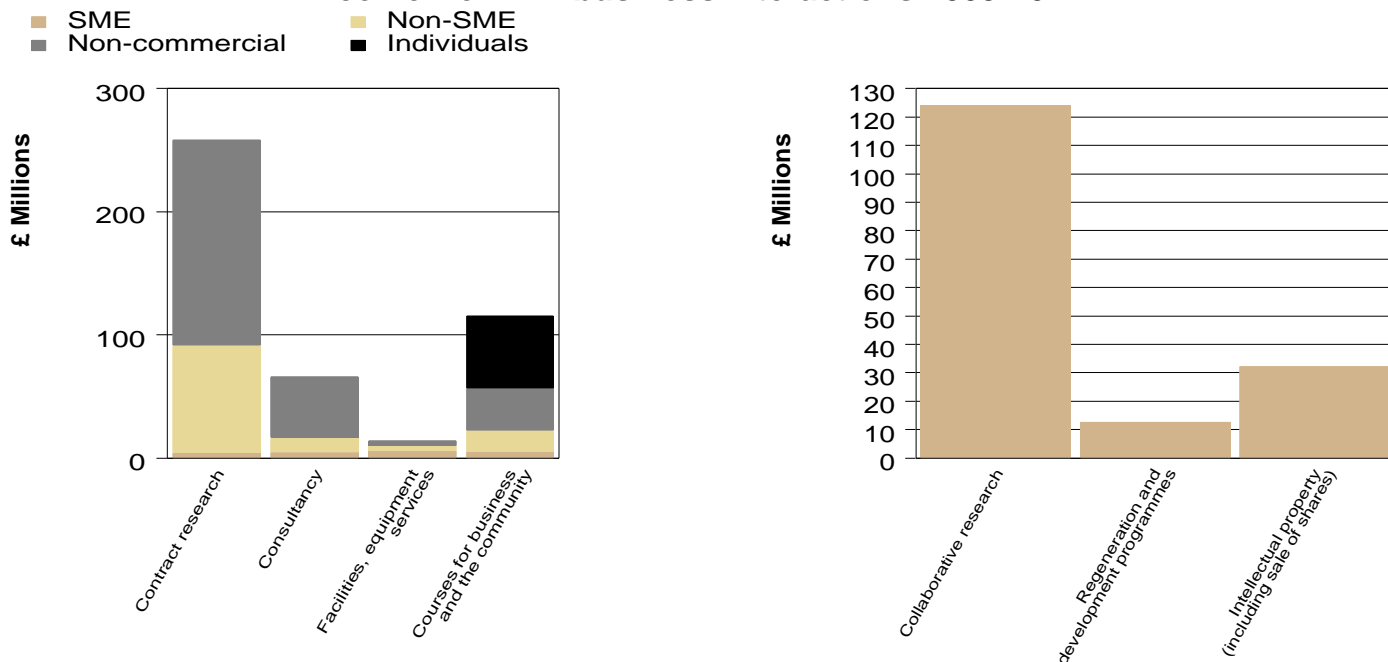
Category A staff by broad subject area



Higher education-business and community interaction survey

London

Income from HE-business interactions 2009-10



Type and number of interactions

Contract research	5,316	Software licences granted	122
Consultancy contracts	7,365	Spin-offs still active and survived three years	162
Facilities and equipment-related services	2,856	Graduate start-ups established	617
New patent applications in year	370	Attendees at free public lectures	264,058
Non-software licences granted	419	Attendees at chargeable performance arts events	274,619

Facilities and support infrastructure for enterprise provided by HEIs 2009-10

