

West Midlands

Introduction

The West Midlands region has an area of just under 13,000 km². Around 5.4 million people live in the region, giving a population density of 418 people per km². The main population centre is based around Birmingham which, with a population of just less than 1 million people, lies at the heart of a conurbation covering the Black Country, Solihull and Coventry. This places Birmingham as the second largest city in the UK. Other significant urban areas are Stoke-on-Trent, Wolverhampton, Stafford and Worcester.

The economy

In 2009, the economic output of the West Midlands region was £91.2 billion, 7 per cent of the total UK gross value added (GVA). The region has undergone major economic restructuring over the past two decades, with the relative share of employment and wealth generation transferring from the manufacturing sector to service sectors. In 2008 manufacturing generated 15 per cent of the region's total GVA, ahead of the UK average of 12 per cent, but represents a significant decline from the sector's 29 per cent share in 1991. Real estate, renting and business activities contributed 22 per cent of the region's total GVA

Gross disposable household income (GDHI) of West Midlands' residents was ranked seventh among the English regions in 2009, at £13,700 per head. It ranged from £12,010 in Birmingham to £16,800 in Solihull. In autumn 2010 the unemployment rate was 9.8 per cent, the highest unemployment rate among the English regions, which then peaked at 10.6 per cent in the period May to July 2011

Qualification levels

In spring 2010, 25.5 per cent of the West Midlands working age population's highest qualification was Level 4 or above; this compares with 30.0 per cent for England as a whole. 48.5 per cent of pupils achieved five or more grades A* to C at GCSE level or equivalent, including English and mathematics in 2008-09, compared with 49.8 per cent for England as a whole.

Higher education provision

There are 12 higher education institutions in the West Midlands: nine universities and three higher education colleges. Additionally there are 34 further education colleges (FECs) with students taking higher education (HE) courses. Nine FECs in Staffordshire and Shropshire operate as part of a consortium led by Staffordshire University.

The higher education student population is 210,675; this equates to 151,860 full-time equivalent (FTE) students, and includes 5,010 students registered with FECs in the region. The higher education institutions range in size from the University of Birmingham with 27,805 students, to Newman University College with 3,090 students.

The largest concentration of HE provision is in the Birmingham and Solihull area, with three universities, two higher education colleges and seven FECs providing HE courses.

Student profile

The West Midlands has one of the highest proportions of part-time students and an above-average proportion of mature students. In 2009-10, the inflow of young full-time first degree students was less than the flow out of the region. The West Midlands also has the second-lowest

percentage of students who stayed on in the region to work, but were originally domiciled outside the region.

This page is intentionally blank.

Known providers of HE - West Midlands

1 ▲	Aston University	16 X	Bournville College of Further Education	33 +X◆	North Warwickshire and Hinckley College
2 ▲	University of Birmingham	17 X	Burton College	34 +X◆	Sandwell College
3 ▲	Birmingham City University	18 +X◆	City College, Birmingham	35 +X	Shrewsbury College of Arts and Technology
4 ▲	University College Birmingham	19 +X◆	City College Coventry	36 +X◆	Solihull College
5 ▲	Coventry University	20 X	City of Stoke-on-Trent Sixth Form College	37 +X	South Birmingham College
6 ▲	Harper Adams University College	21 X	City of Wolverhampton College	38 +X	South Staffordshire College
7 ▲	Keele University	22 +X◆	Dudley College of Technology	39 X	South Worcestershire College
8 ▲	Newman University College	23 +X◆	Halesowen College	40 X	Stafford College
9 ▲	Staffordshire University	24 +X◆	Henley College Coventry	41 X	Stoke-on-Trent College
10 ■	Staffordshire University, Stafford campus	25 +◆	Hereford College of Arts	42 +X◆	Stourbridge College
11 ▲	University of Warwick	26 +X◆	Herefordshire College of Technology	43 +X◆	Stratford-upon-Avon College
12 ■	University of Wolverhampton, Telford campus	27 X	Kidderminster College	44 +X◆	Telford College of Arts and Technology
13	University of Wolverhampton:	28 X	Leek College of Further Education and School of Art	45 X	Walford and North Shropshire College
▲	Main campus	29 X	Ludlow College	46 +X◆	Walsall College
■	Walsall campus	30 +◆	New College Telford	47 +X◆	Warwickshire College
14 ▲	University of Worcester	31 X	Newcastle-under-Lyme College	48 +X◆	Worcester College of Technology
15 +X◆	Birmingham Metropolitan College	32 +◆	North East Worcestershire College		

Legend

▲ HEI main campus

■ HEI non-main campus

X FEC provision registered at an HEI

+ FEC provision registered at an FEC

◆ FEC funded by HEFCE in 2010-11

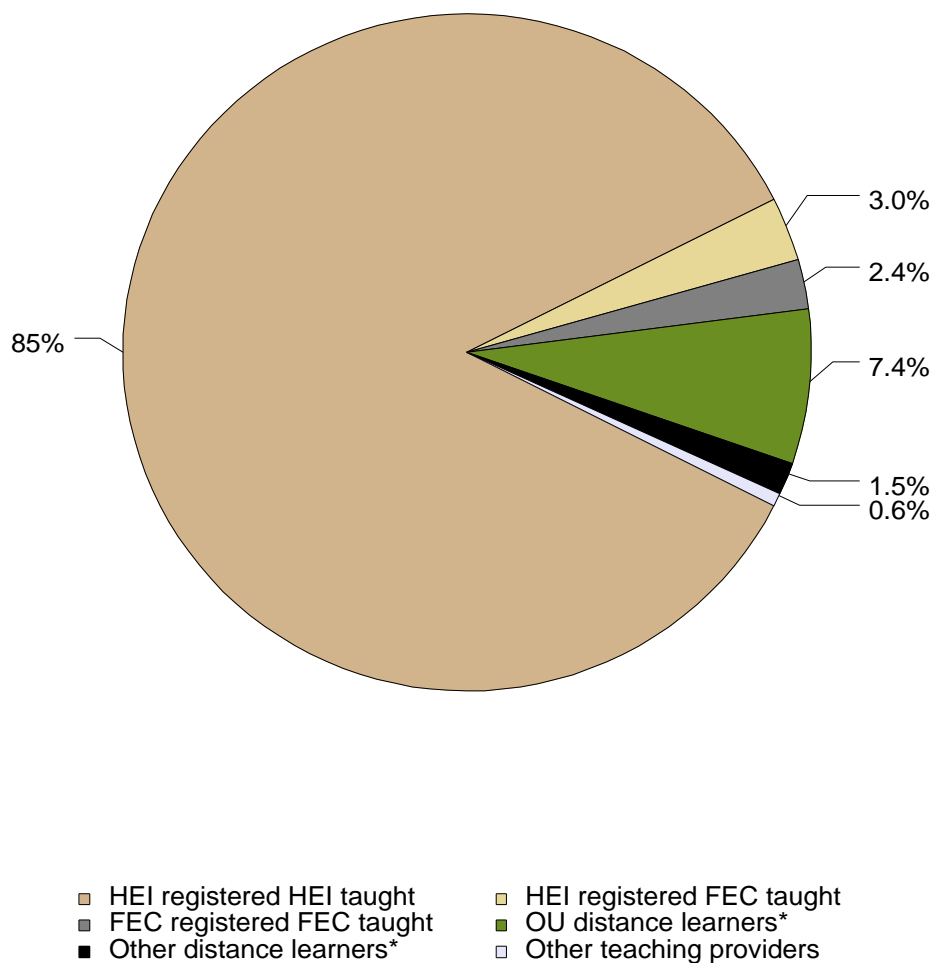
This page is intentionally blank.

HE students taught at West Midlands institutions

2007-08 to 2009-10

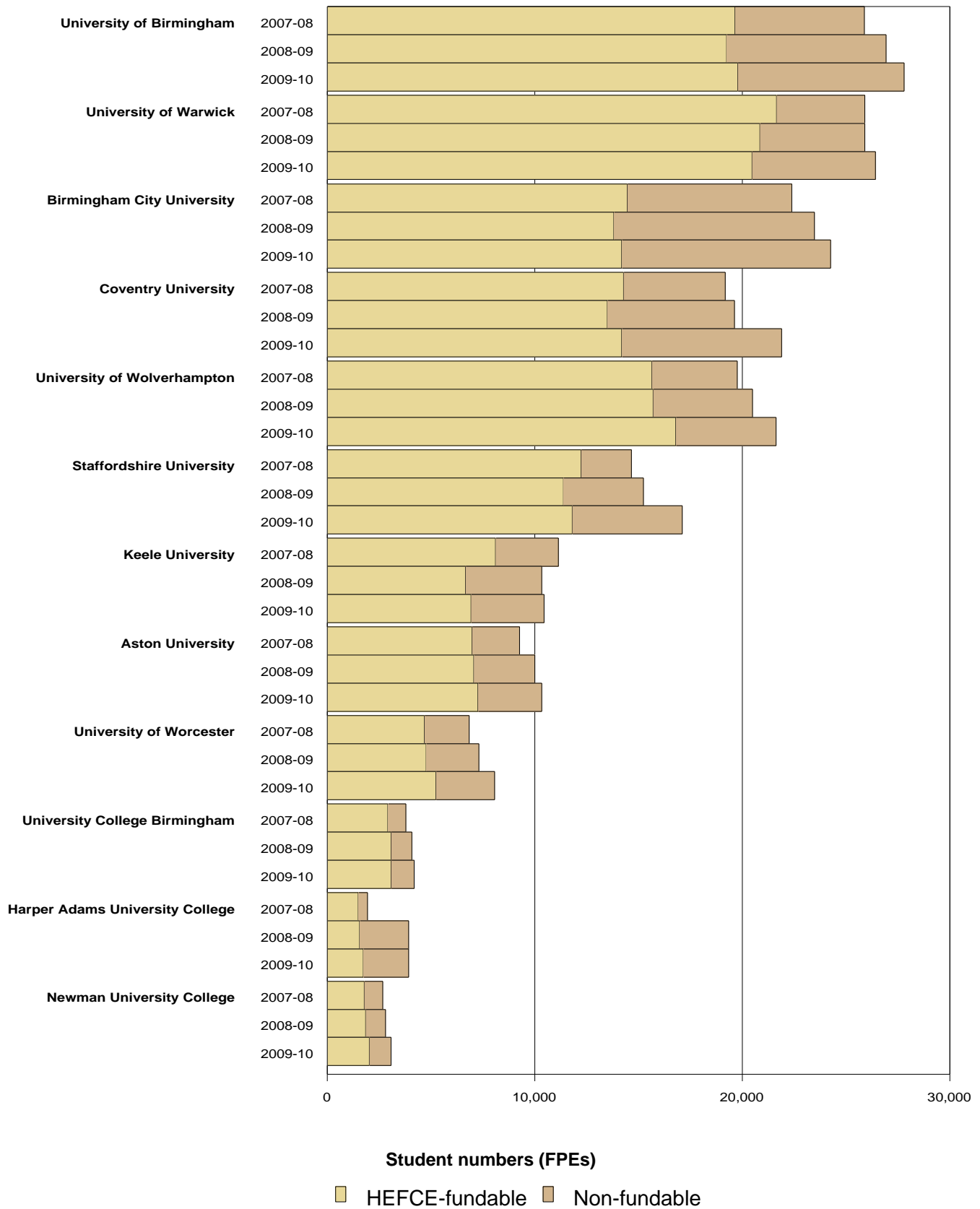
	FPEs: 2007-08 2008-09 2009-10			FTEs: 2007-08 2008-09 2009-10			
HEI registered HEI taught:	163,500	170,155	179,195	HEI registered HEI taught:	121,025	126,115	136,245
HEI registered FEC taught:	6,765	6,455	6,405	HEI registered FEC taught:	4,250	4,345	4,295
FEC registered FEC taught:	4,885	4,985	5,010	FEC registered FEC taught:	4,040	3,935	3,915
OU distance learners*:	13,580	14,470	15,525	OU distance learners*:	4,995	5,100	5,670
Other distance learners*:	2,655	3,105	3,215	Other distance learners*:	890	940	1,065
Other teaching providers:	930	505	1,325	Other teaching providers:	195	390	670
Total:	192,315	199,680	210,675	Total:	135,395	140,825	151,860

Profile of students' study methods in the West Midlands (based on student FPEs)



* Learners domiciled in region

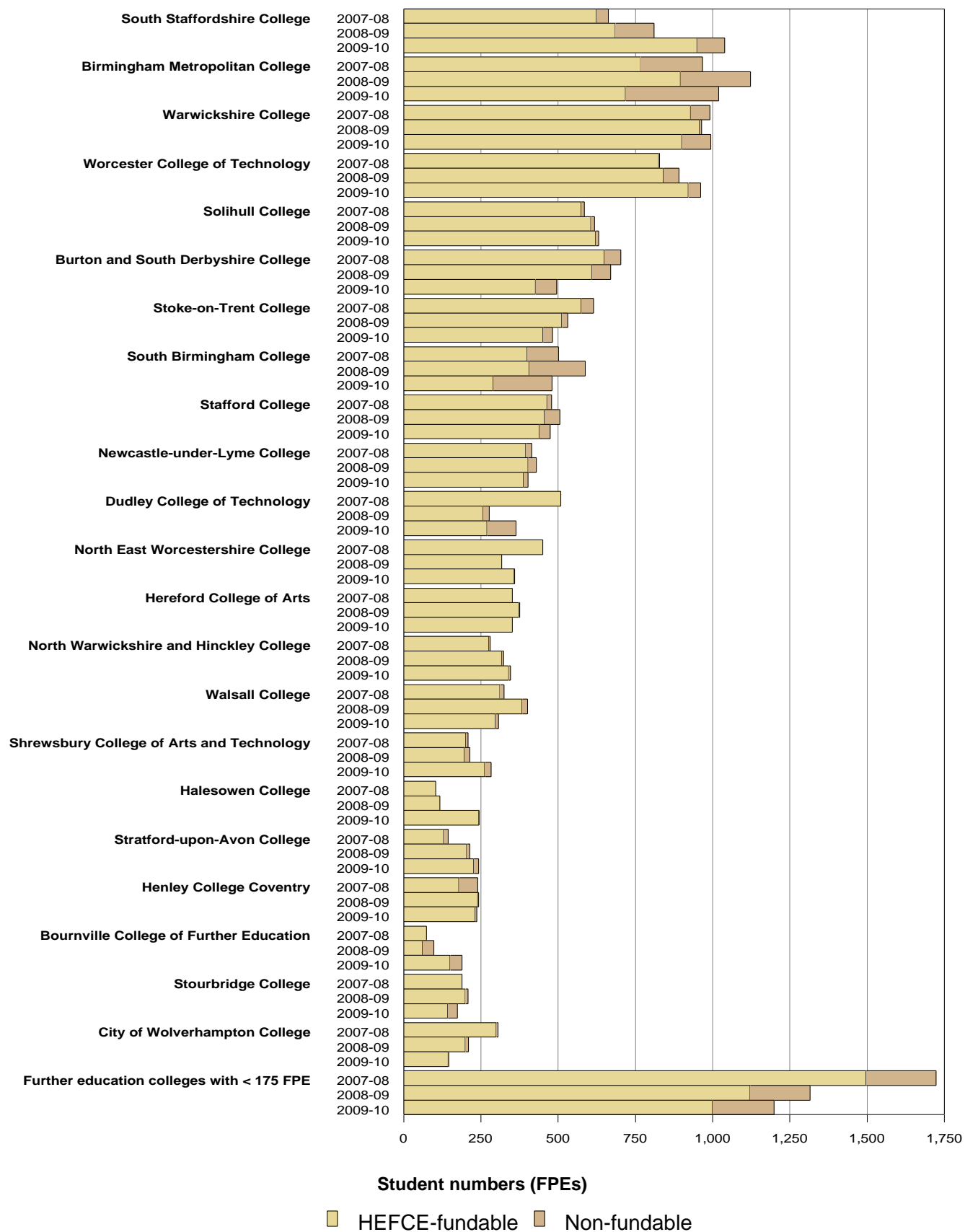
HE students taught at HEIs in the West Midlands 2007-08 to 2009-10 (OU and distance learners excluded)



HE students taught at FECs in the West Midlands

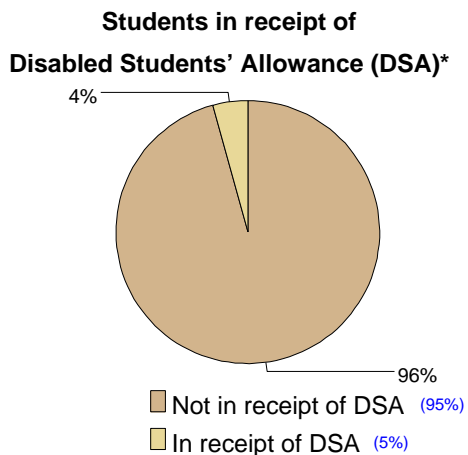
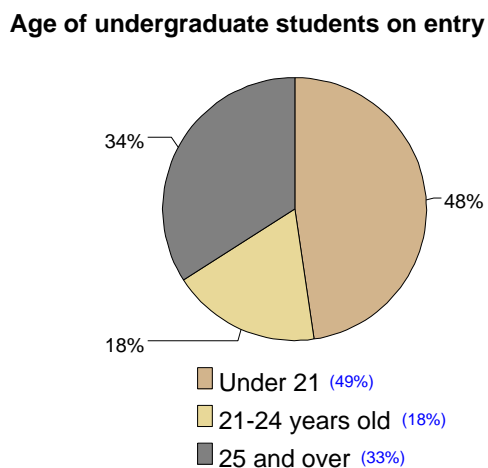
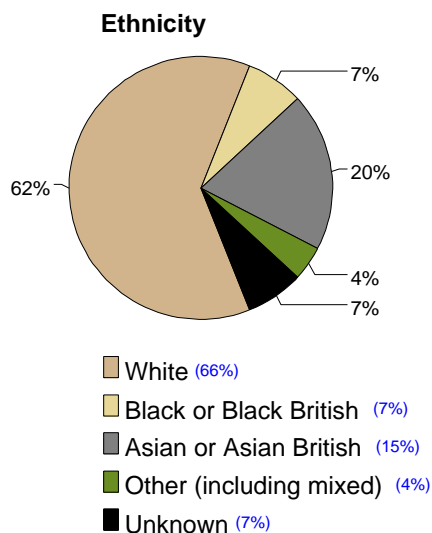
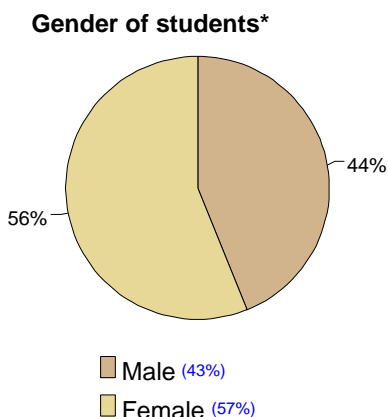
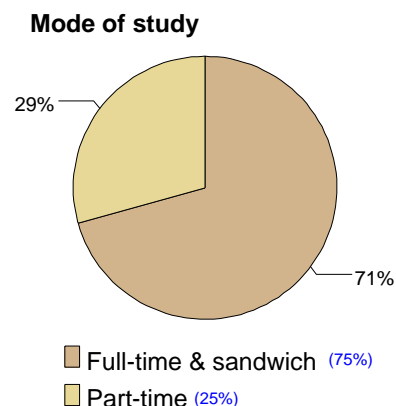
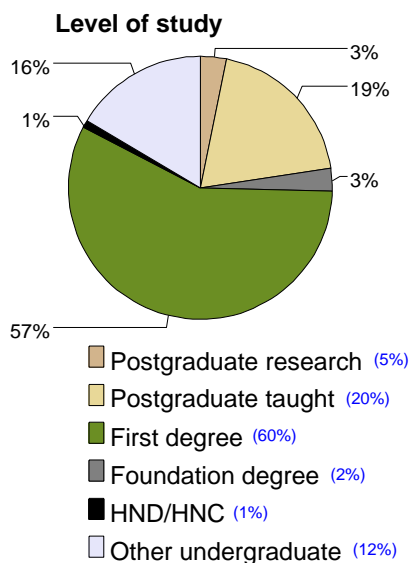
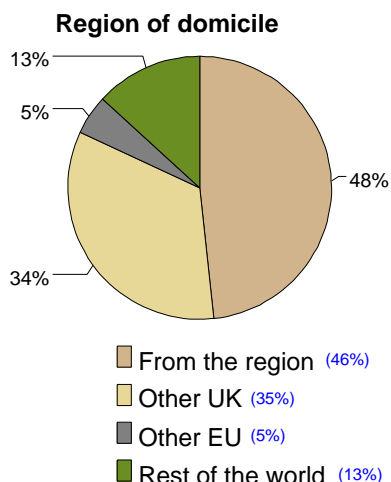
2007-08 to 2009-10

Higher education student numbers for further education colleges with more than 175 FPE
2007-08 to 2009-10



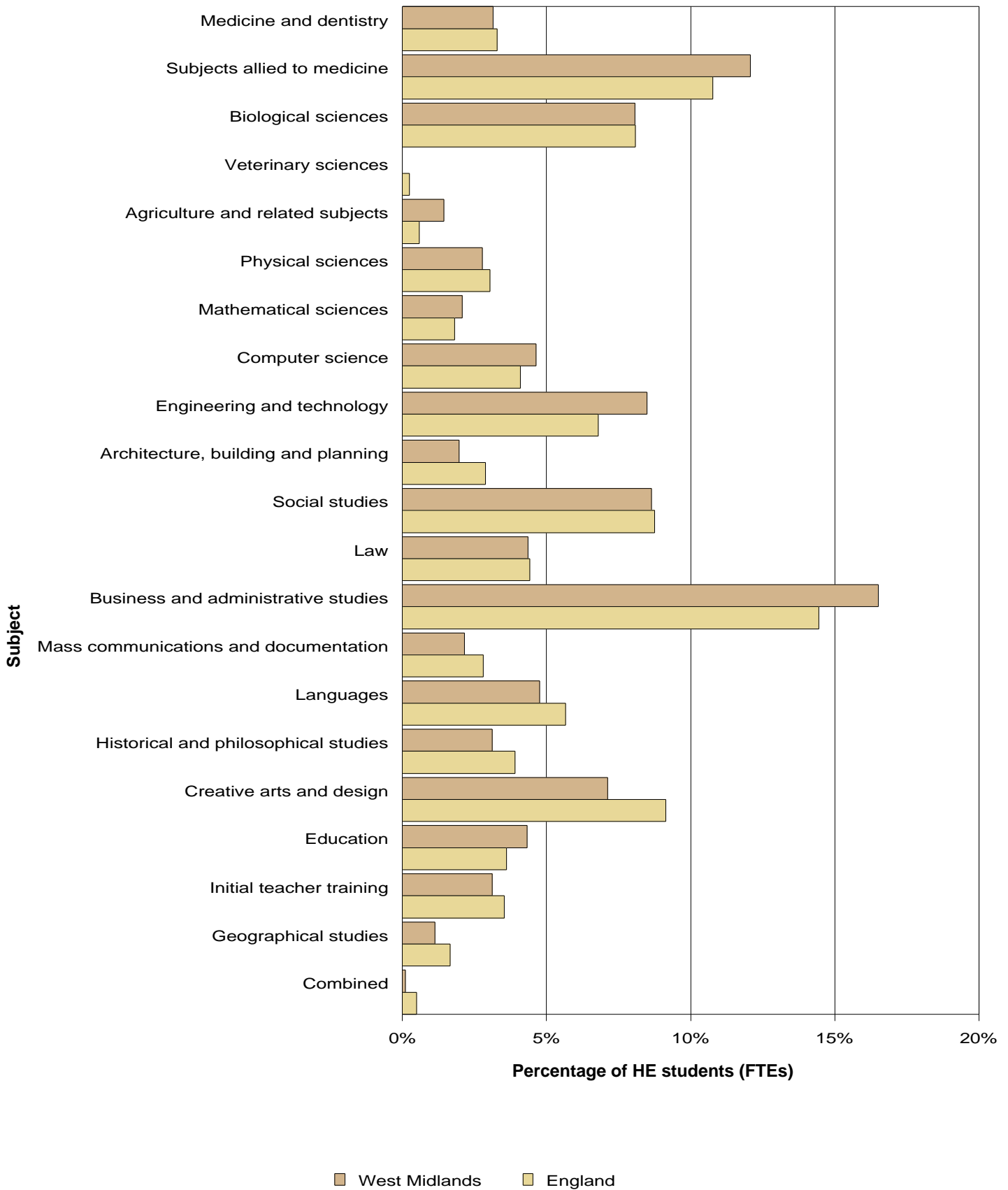
HE students taught at West Midlands HEIs 2009-10: characteristics (OU and distance learners excluded)

Based on student FPEs (percentage in brackets represents average for England)



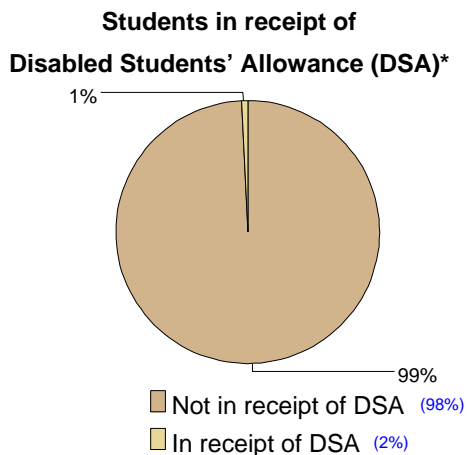
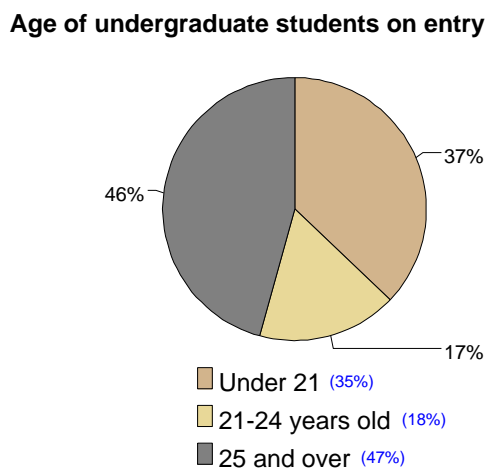
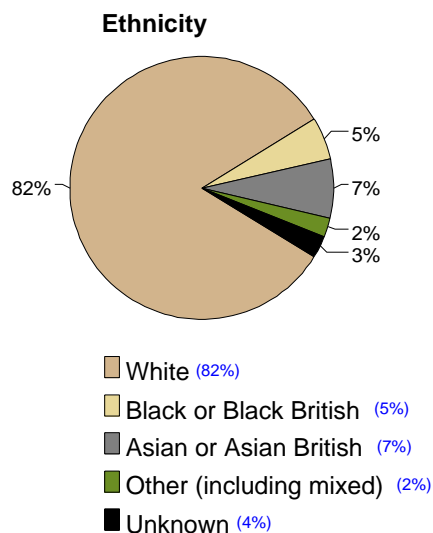
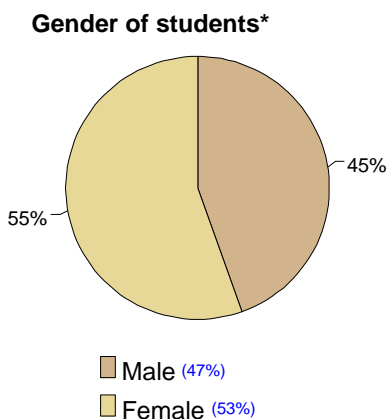
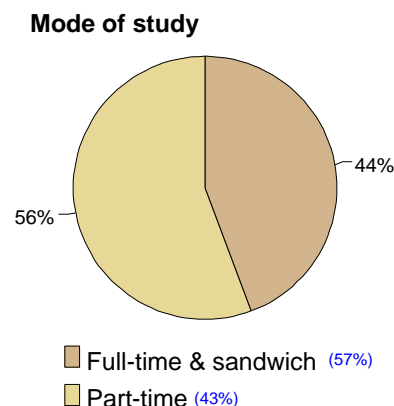
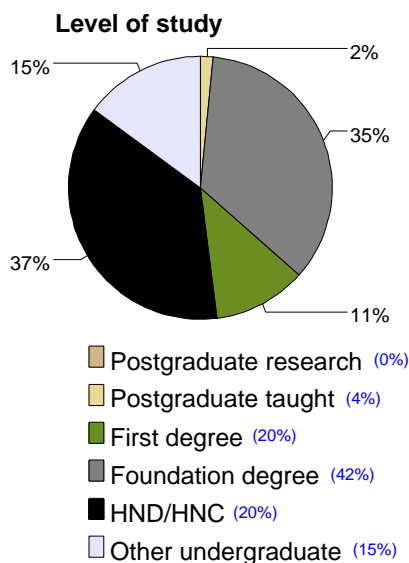
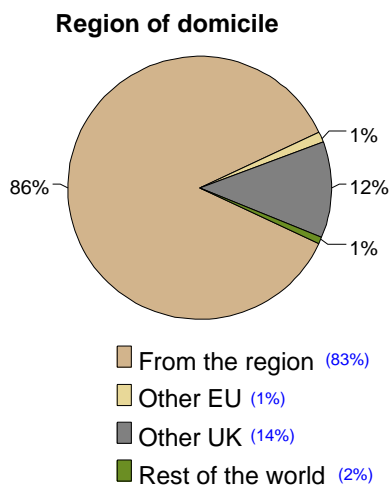
* Please refer to Annex A

HE students taught at West Midlands HEIs: subject 2009-10 (OU and distance learners excluded)



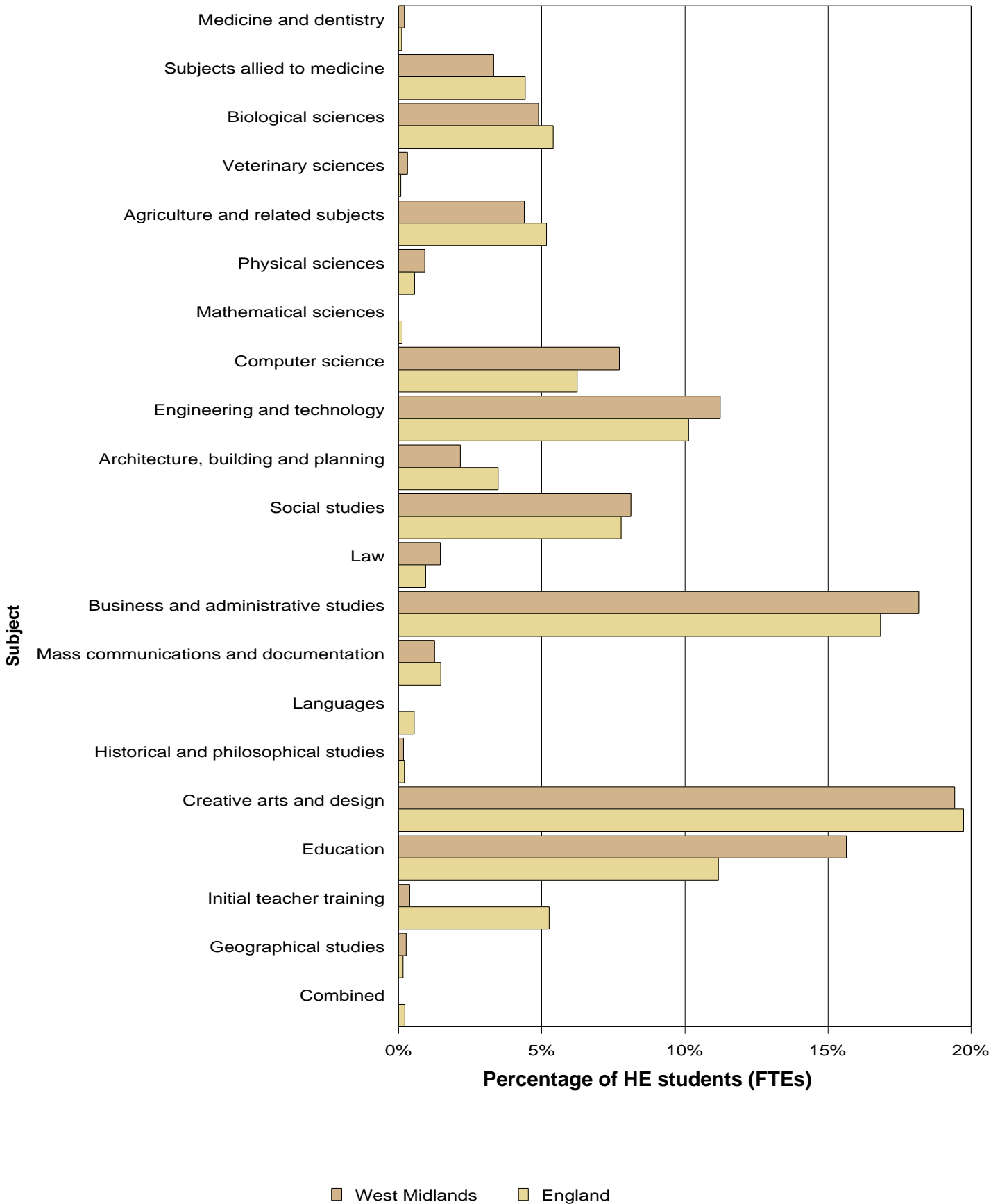
HE students taught at West Midlands FECs 2009-10: characteristics

Based on student FPEs (percentage in brackets represents average for England)



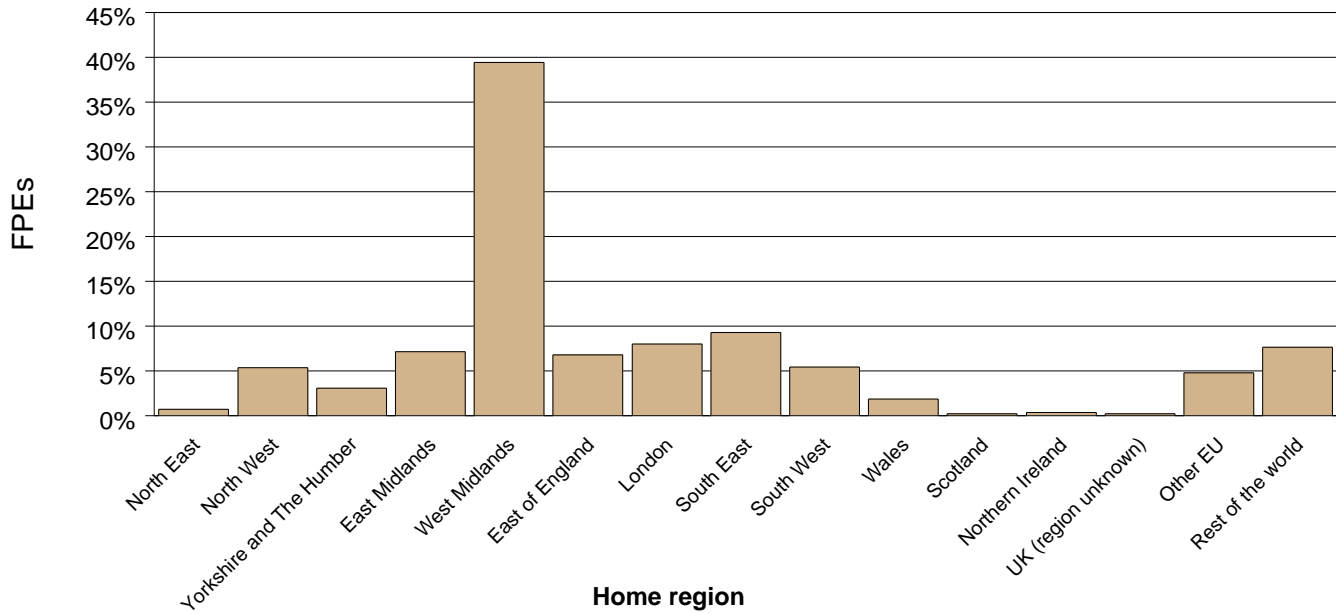
* Please refer to Annex A

HE students taught at West Midlands FECs: subject 2009-10

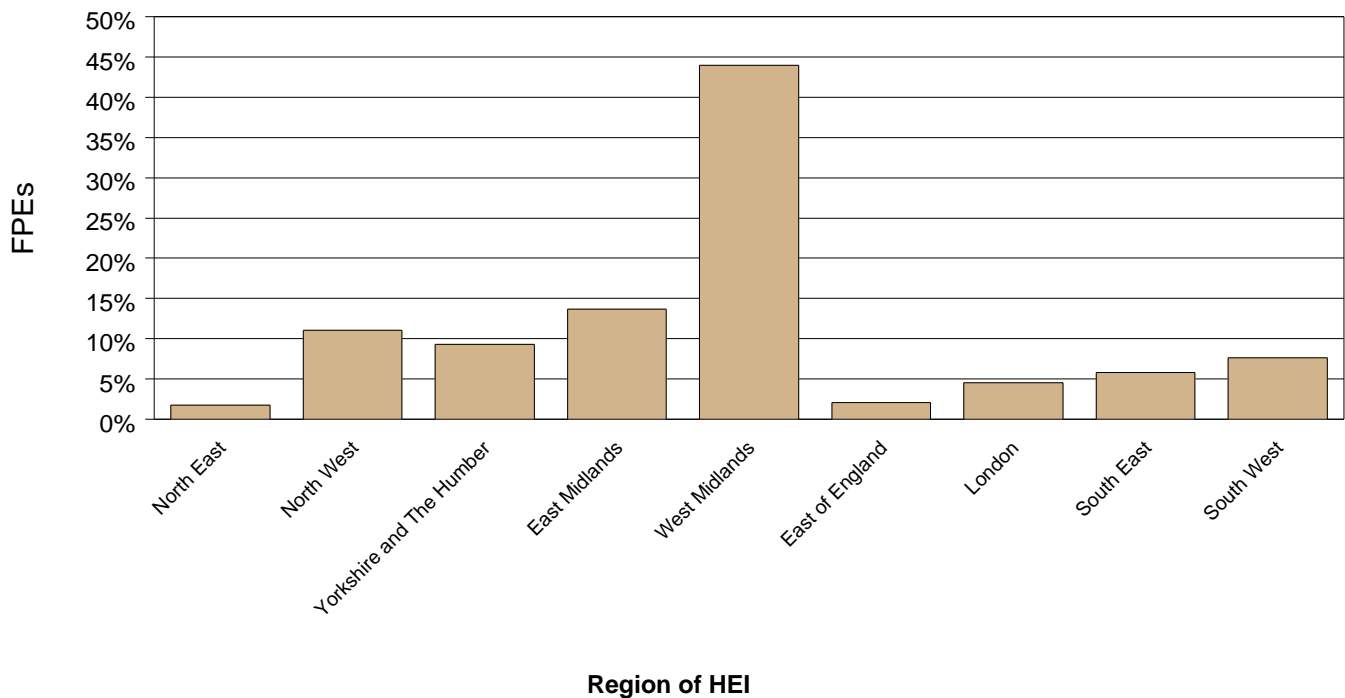


Flows of young, full-time, first degree students between regions (OU and distance learners excluded)

Where do young students at West Midlands HEIs in 2009-10 come from?



Where in England do young students from the West Midlands study? 2009-10

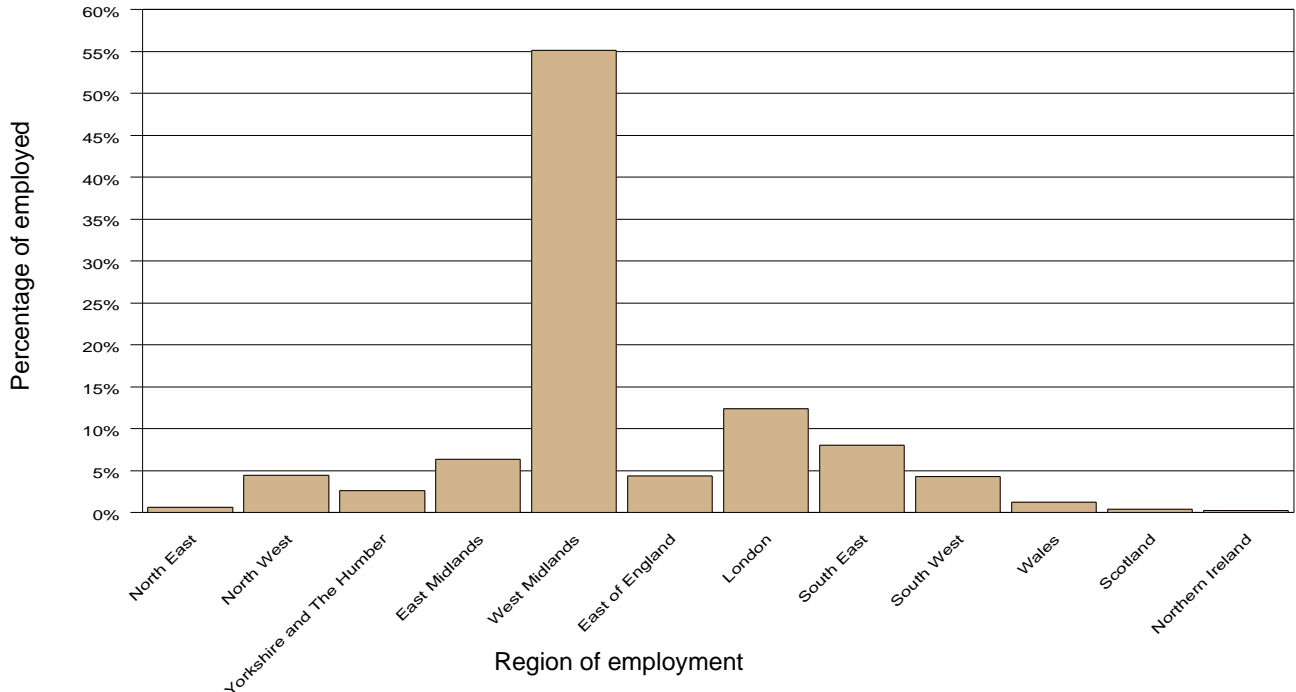


Employment destinations of first degree graduates

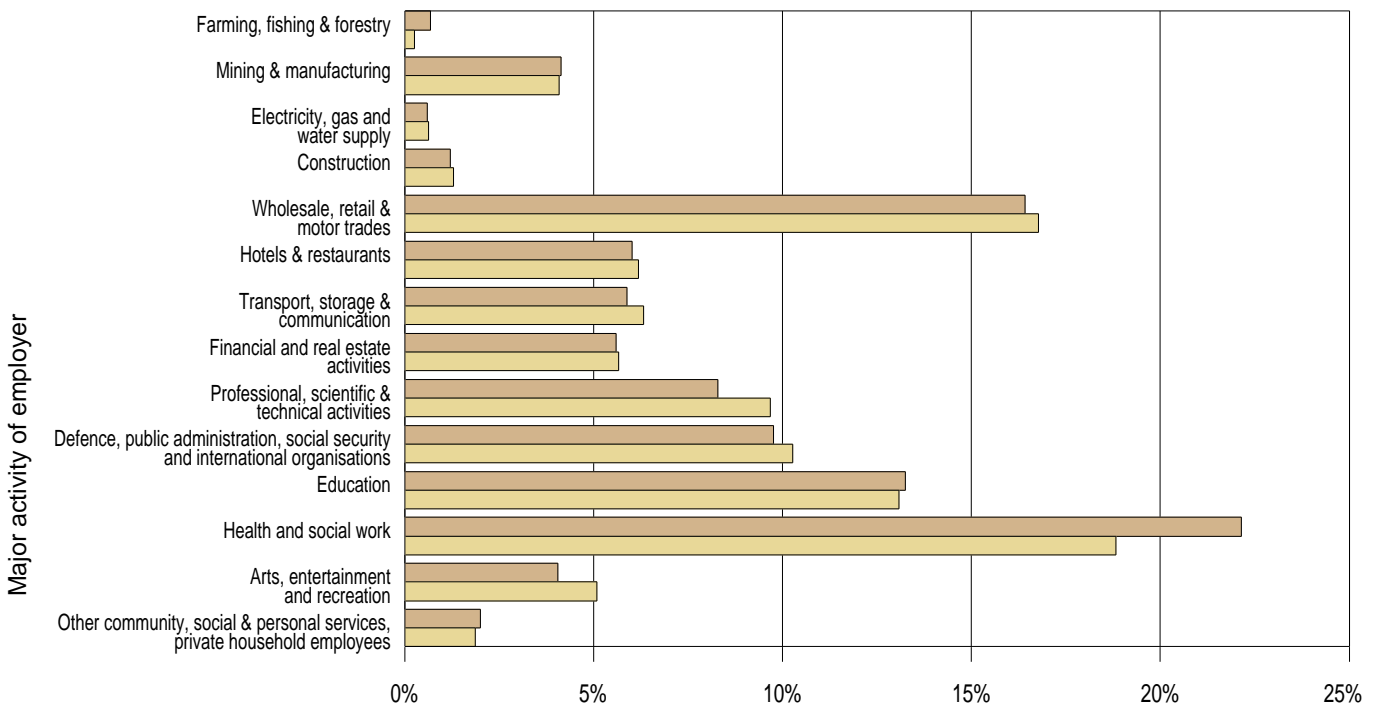
First degree students graduating from HEIs in 2008:

Work: 59% Further study: 18% Work and study: 8% Unemployed: 10% Other: 5%

Where do graduates from West Midlands HEIs find employment?



Employed graduates of West Midlands HEIs: destination by type of industry



Percentage of employed first degree graduates returned in the Destinations of Leavers from Higher Education survey

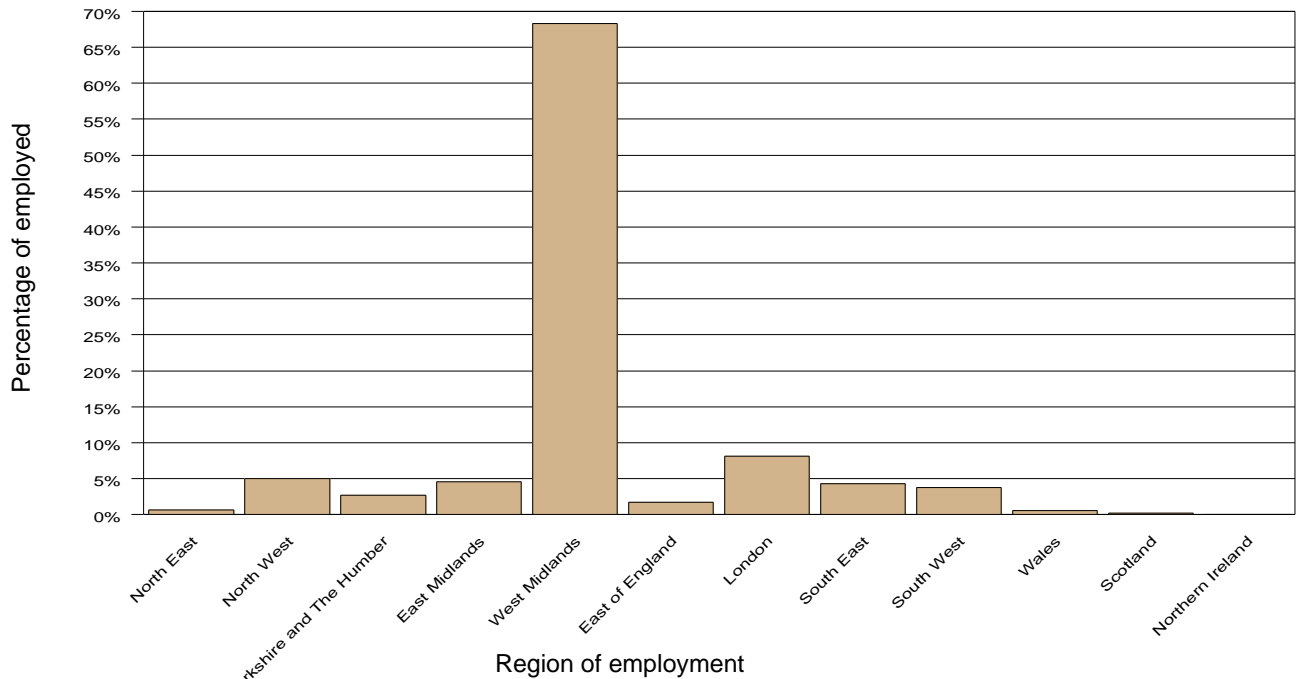
■ West Midlands ■ England

Employment destinations of first degree graduates

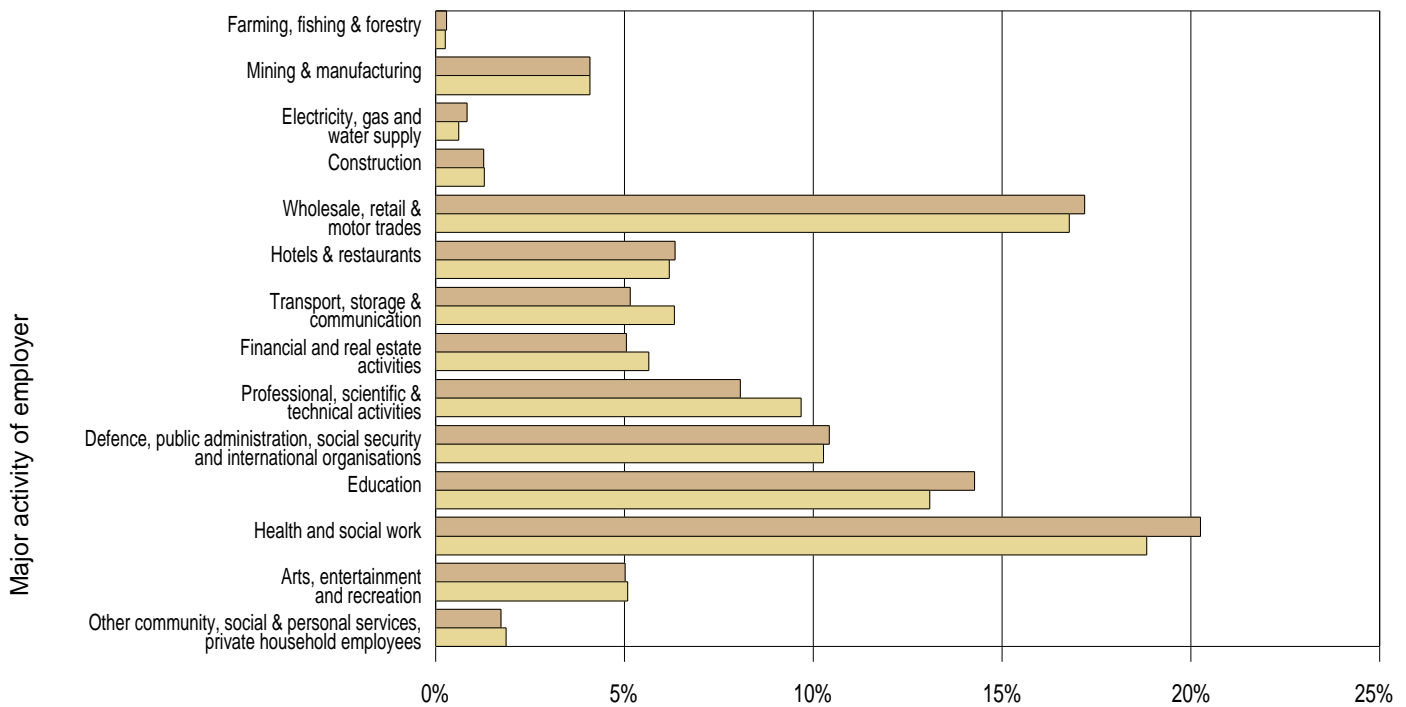
First degree students from the region graduating in 2008:

Work: 61% Further study: 17% Work and study: 8% Unemployed: 10% Other: 4%

Where do graduates from the West Midlands find employment?



Employed graduates of the West Midlands region: destination by type of industry

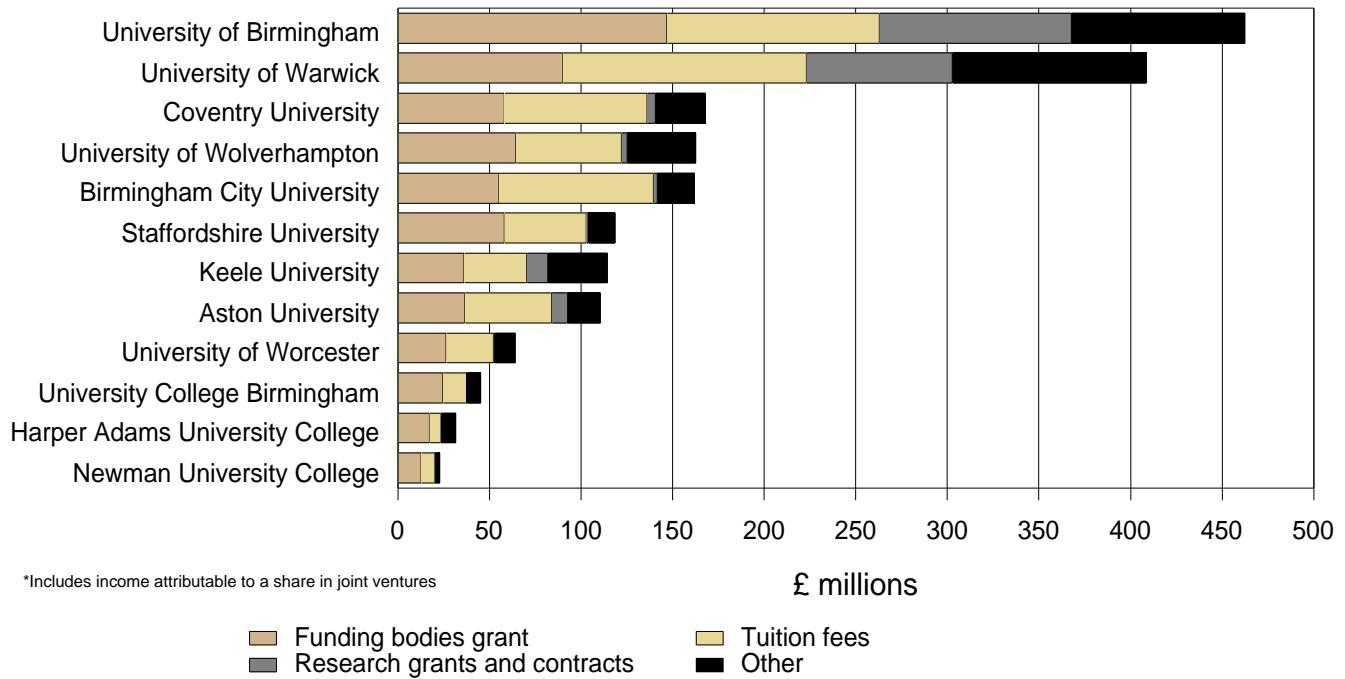


Percentage of employed first degree graduates returned in the Destinations of Leavers from Higher Education survey

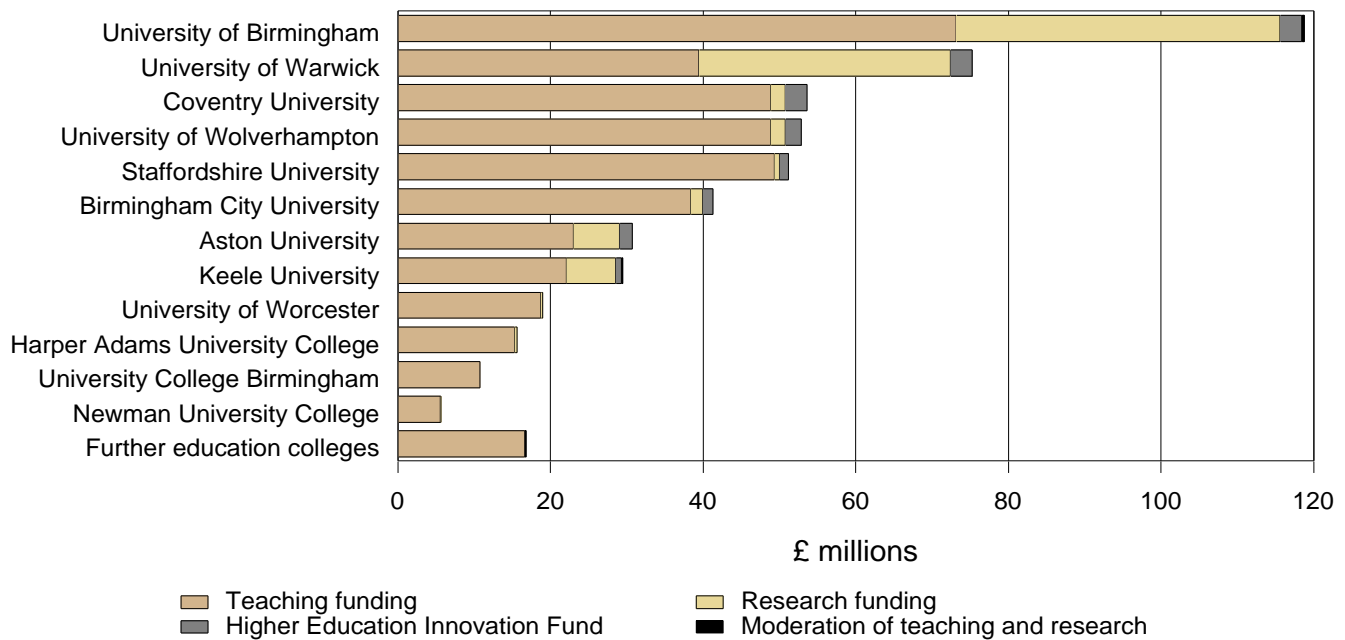
■ West Midlands ■ England

Income to HE institutions in the West Midlands

Total income* by source 2009-10



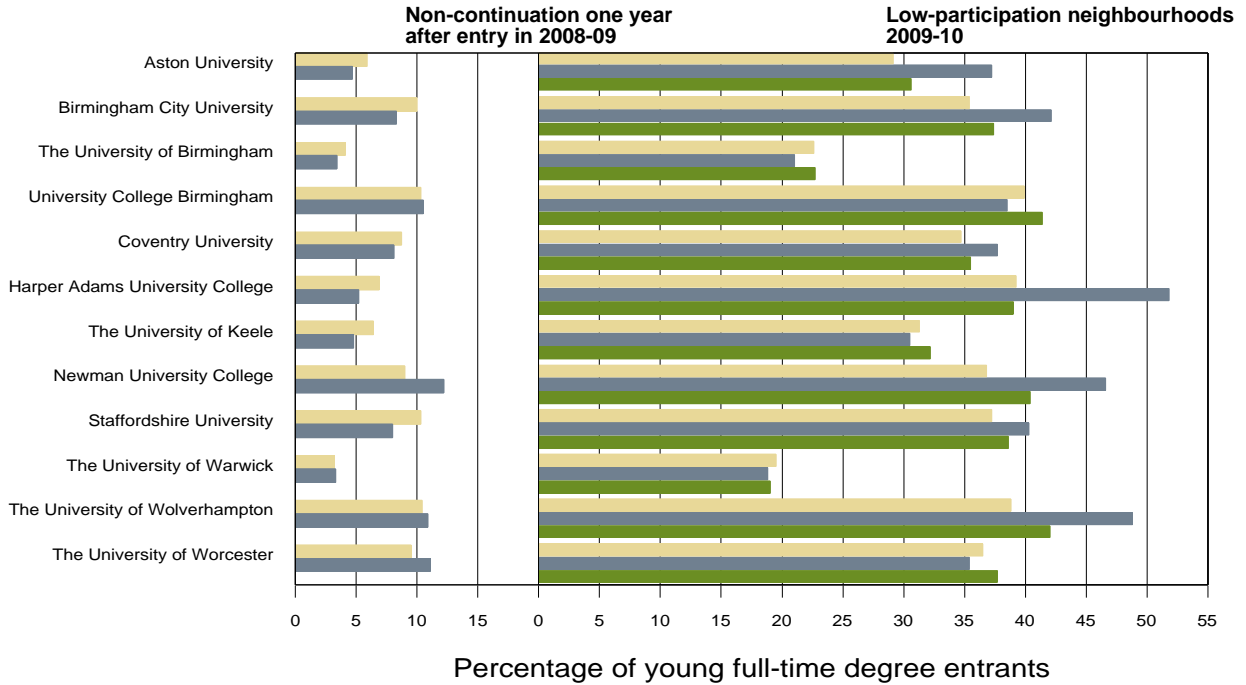
HEFCE recurrent grants for 2011-12



Performance of HEIs in the West Midlands

Performance indicators for participation and non-continuation

Young full-time degree entrants to HEIs in the West Midlands

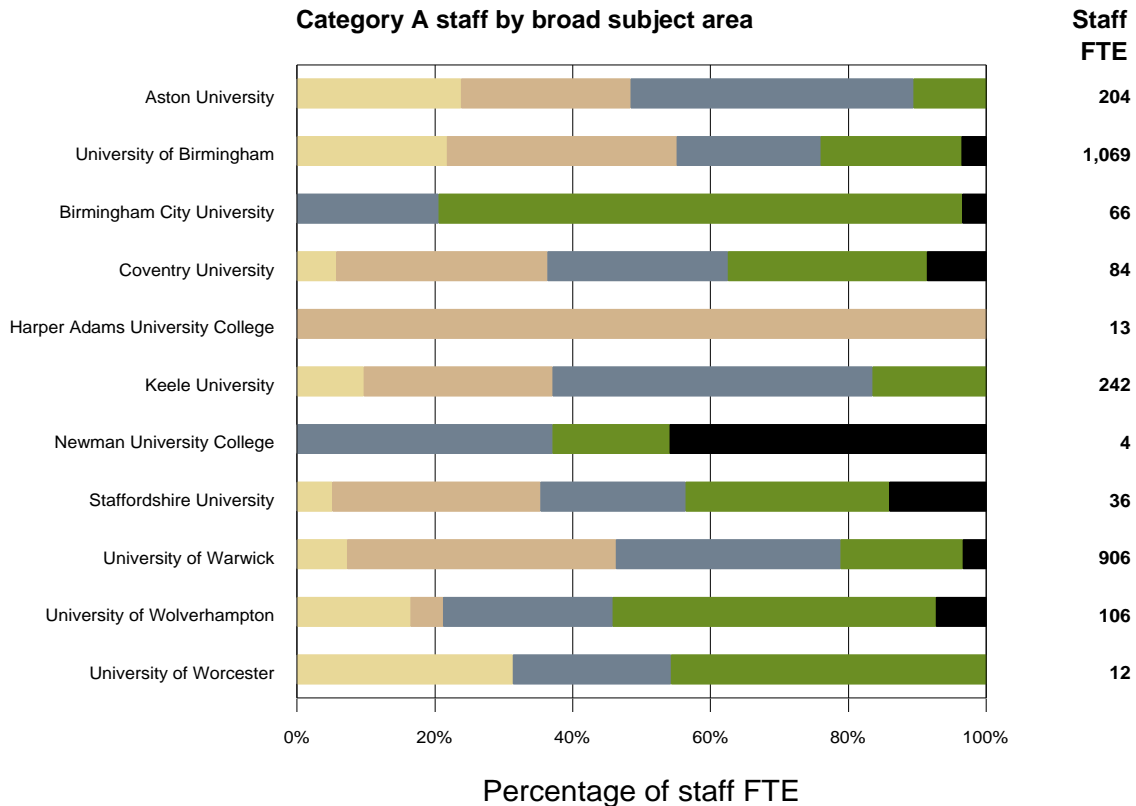


(Actual) Per cent not in HE one year after entry 2008-09
 (Actual) Per cent from low-participation neighbourhood 2009-10
 (Benchmark) Per cent not in HE one year after entry 2008-09
 (Benchmark) Per cent from low-participation neighbourhood 2009-10
 (Location-adjusted benchmark) Per cent from low-participation neighbourhood 2009-10

These data are taken from 'Performance indicators in higher education in the UK' (HESA)
 Institution names used in that publication have been kept

Research Assessment Exercise 2008 staff volume - 2* and above

Category A staff by broad subject area

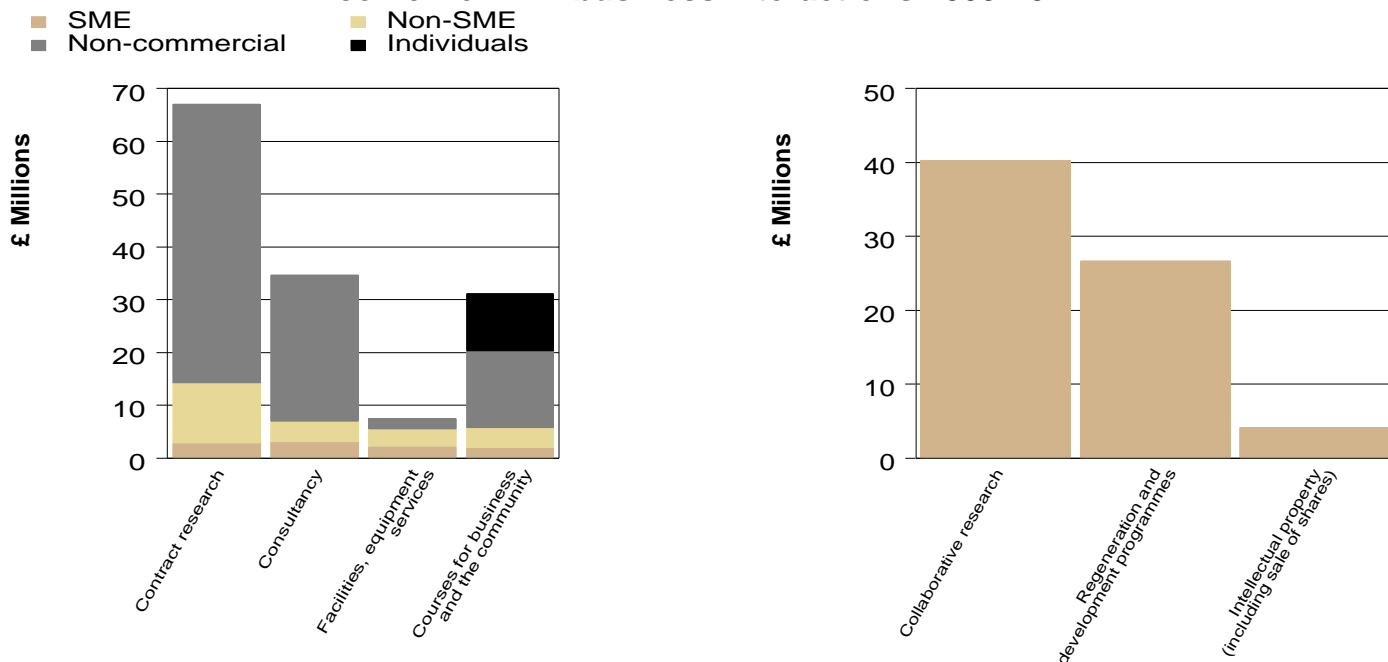


Medicine
 Social sciences
 Education
 Science and engineering subjects
 Arts and humanities

Higher education-business and community interaction survey

West Midlands

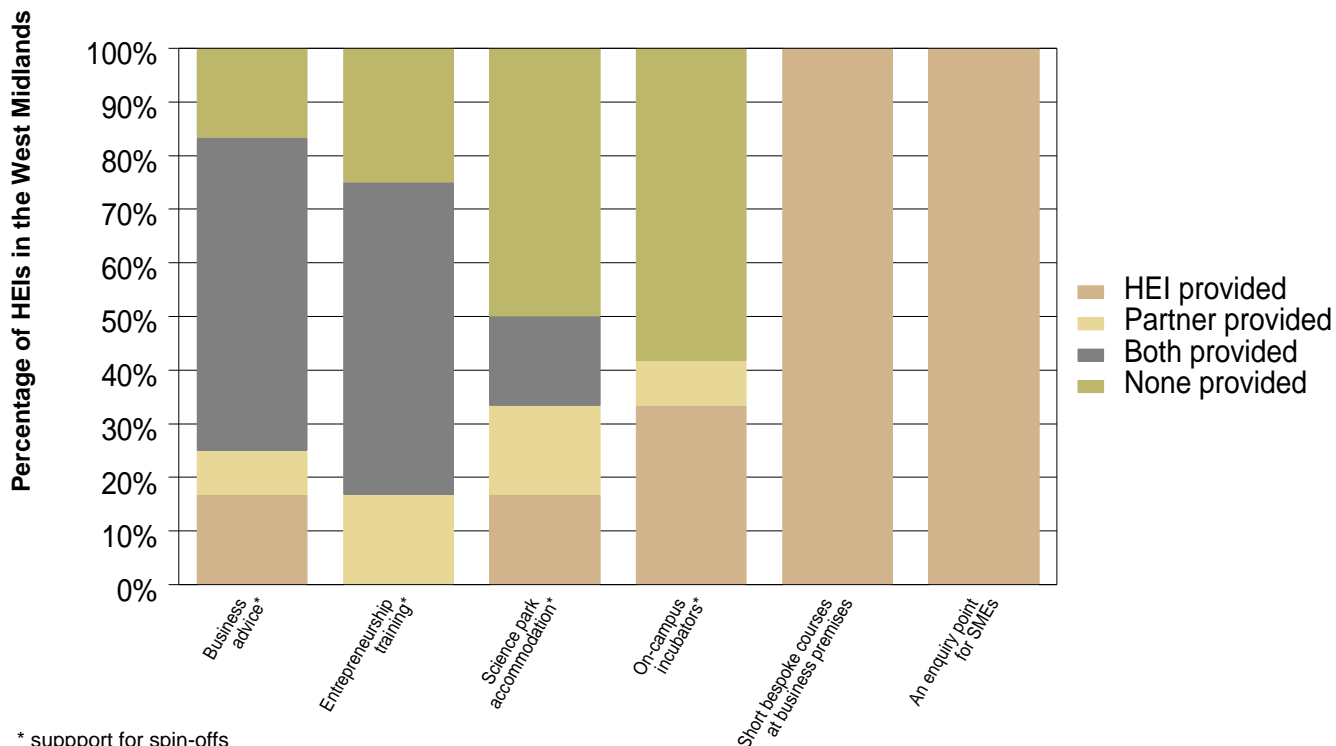
Income from HE-business interactions 2009-10



Type and number of interactions

Contract research	2,550	Software licences granted	4
Consultancy contracts	12,311	Spin-offs still active and survived three years	61
Facilities and equipment-related services	2,034	Graduate start-ups established	86
New patent applications in year	95	Attendees at free public lectures	34,696
Non-software licences granted	74	Attendees at chargeable performance arts events	239,358

Facilities and support infrastructure for enterprise provided by HEIs 2009-10



* support for spin-offs