

Yorkshire and the Humber

Introduction

Yorkshire and the Humber covers an area of over 15,400 km². North Yorkshire and the Humber are primarily rural, with a cluster of services and heavy industries around the Humber ports, while south and west Yorkshire are mainly urban. The population density of the region is 340 people per km². Sheffield, Leeds and Bradford all have 1,400 or more people per km², in contrast to north Yorkshire districts which have at most 140 people per km².

The economy

The economic output of Yorkshire and the Humber was just under £87.1 billion in 2009, 7 per cent of the total UK gross value added (GVA).

In autumn 2010 unemployment in the region was 9.3 per cent, compared to 7.9 per cent in the UK as a whole.

The gross disposable household income (GDHI) of Yorkshire and the Humber residents was £13,300 per head in 2009, the second lowest of the English regions after the North East. It ranged from £10,780 in Kingston upon Hull to £16,230 in the North Yorkshire County Council area. Productivity, as measured by GVA per hour worked, was 90 per cent of the UK rate in 2009, one of the lowest of the English regions.

Qualification levels

In spring 2011, 28.1 per cent of the population of working age in Yorkshire and the Humber were qualified to Level 4 or above, compared to 30.0 per cent for England as a whole. 47.3 per cent of pupils achieved five or more grades A* to C at GCSE level or equivalent including English and Mathematics in 2008-09, compared with 49.8 per cent for England as a whole.

Higher education provision

There are 11 higher education institutions (HEIs) in Yorkshire and the Humber: nine universities and two higher education colleges. In addition 21 further education colleges (FECs) teach higher education (HE) courses. The HE student population is 235,385 students, which equates to 180,715 student full-time equivalents (FTEs). Included in this total are 15,410 students registered with FECs. The HEIs range in size from Sheffield Hallam University with 34,560 students to Leeds College of Art with 1,245 students.

The largest concentration of higher education is in Leeds, with two universities, two higher education colleges and three FECs teaching HE courses.

Student profile

Yorkshire and the Humber has the highest net flow of young full-time first degree students into the region, and one of the highest proportions of student FTEs registered at FECs, with four of the ten largest FEC providers of higher education in England. A third of students are studying for degrees at FECs and 8 per cent a postgraduate qualification. This compares with a fifth and 4 per cent respectively at the national level.

Known providers of HE - Yorkshire and The Humber

1 ▲ University of Bradford	13 ▲ Sheffield Hallam University	25 +X◆ Grimsby Institute of Further and Higher Education
2 ■ Conservatoire for Dance and Drama, NSCD	14 ▲ University of York	26 +X◆ Hull College
3 ▲ University of Huddersfield	15 ▲ York St John University	27 +X◆ Kirklees College
4 ■ University of Huddersfield, University Campus Barnsley	16 +X◆ Askham Bryan College	28 +X◆ Leeds City College
5 ▲ University of Hull	17 X Barnsley College	29 X Leeds College of Building
6 ■ University of Hull, Scarborough campus	18 +X◆ Bishop Burton College	30 +X◆ North Lindsey College
7 ▲ University of Leeds	19 +X◆ Bradford College	31 X Northern College for Residential Adult Education Limited
8 ▲◆ Leeds College of Art	20 +X◆ Calderdale College	32 +X◆ Rotherham College of Arts and Technology
9 ▲ Leeds Metropolitan University	21 +X◆ Craven College	33 X Selby College
10 ▲ Leeds Trinity University College	22 +X◆ Dearne Valley College	34 +◆ The Sheffield College
11 ■ University of Lincoln, Hull campus	23 +X◆ Doncaster College	35 +X◆ Wakefield College
12 ▲ University of Sheffield	24 +X◆ East Riding College	36 +X◆ York College

Legend

▲ HEI main campus

■ HEI non-main campus

X FEC provision registered at an HEI

+ FEC provision registered at an FEC

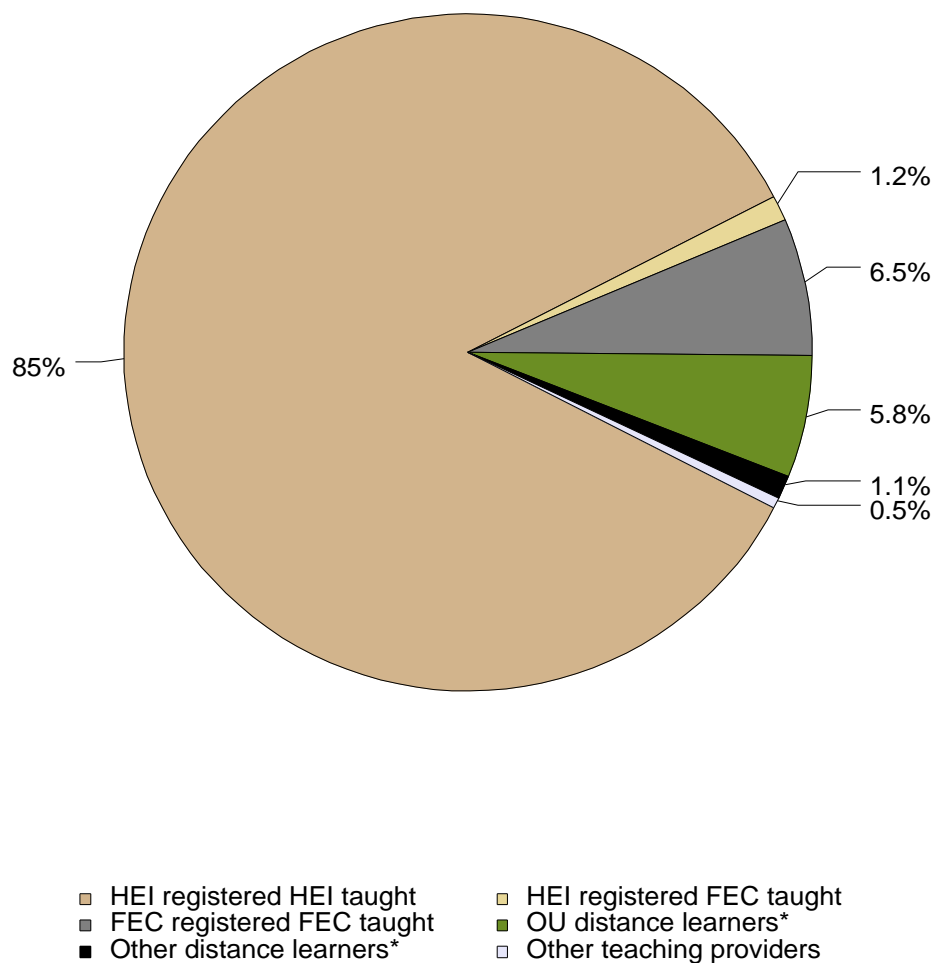
◆ FEC funded by HEFCE in 2010-11

This page is intentionally blank.

HE students taught at Yorkshire and the Humber institutions 2007-08 to 2009-10

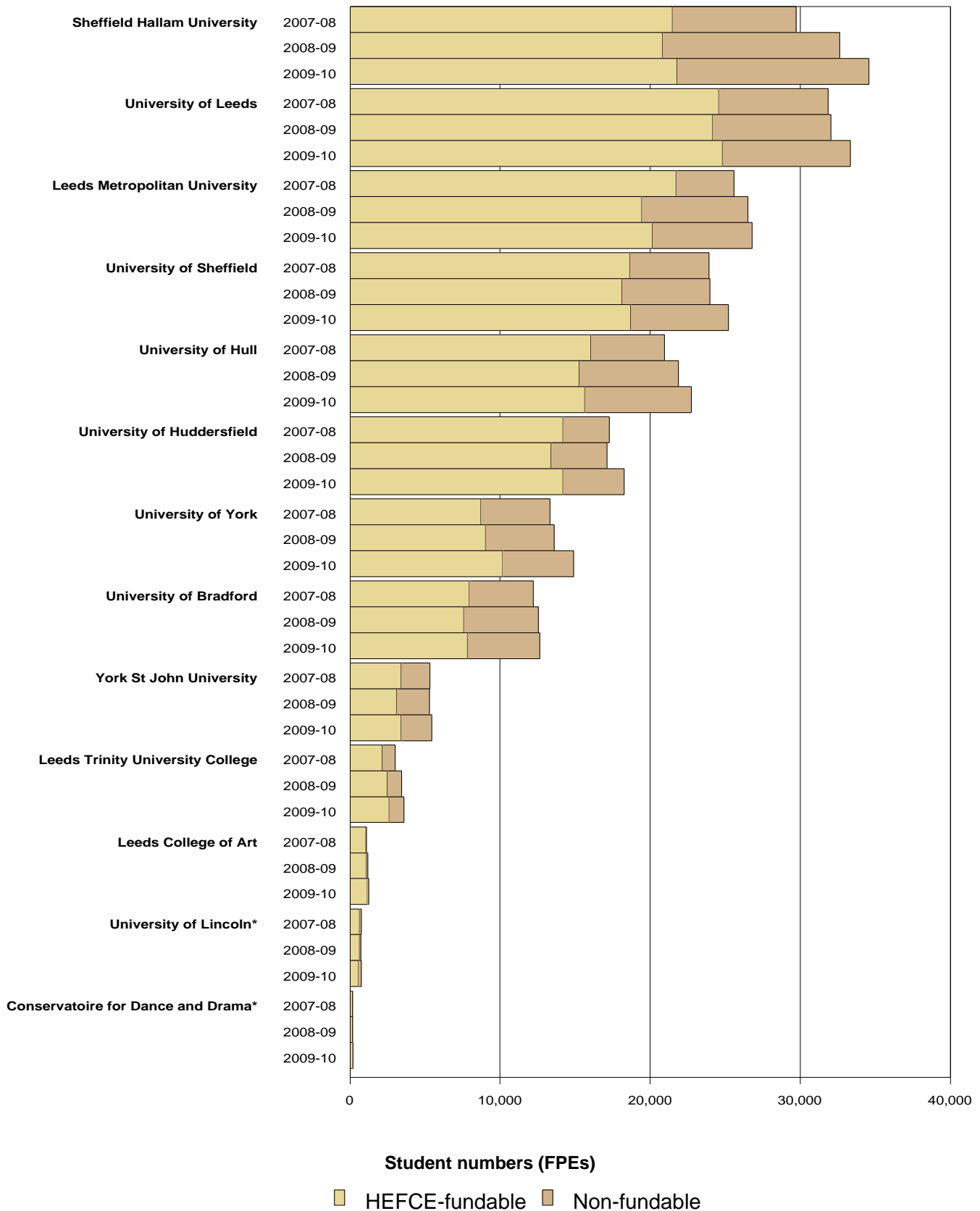
	FPEs: 2007-08 2008-09 2009-10			FTEs: 2007-08 2008-09 2009-10			
HEI registered HEI taught:	185,125	191,115	199,640	HEI registered HEI taught:	147,110	152,110	159,585
HEI registered FEC taught:	2,485	3,815	2,815	HEI registered FEC taught:	1,585	1,925	1,520
FEC registered FEC taught:	13,400	14,530	15,410	FEC registered FEC taught:	11,320	12,275	13,135
OU distance learners*:	11,820	12,535	13,725	OU distance learners*:	4,380	4,390	4,950
Other distance learners*:	2,290	2,625	2,625	Other distance learners*:	775	885	985
Other teaching providers:	695	1,175	1,170	Other teaching providers:	390	490	540
Total:	215,810	225,795	235,385	Total:	165,565	172,075	180,715

Profile of students' study methods in Yorkshire and the Humber (based on student FPEs)



* Learners domiciled in region

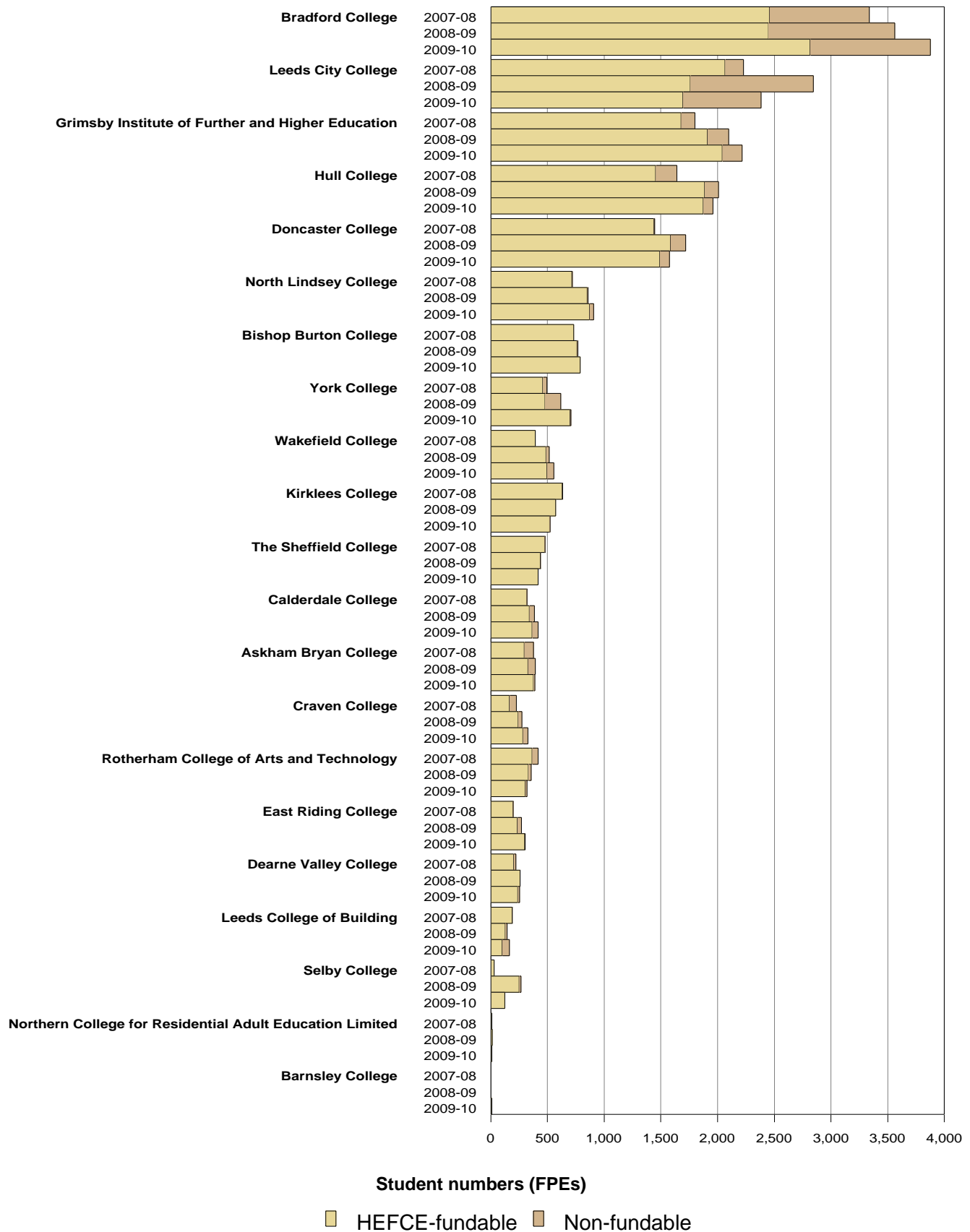
HE students taught at HEIs in Yorkshire and the Humber 2007-08 to 2009-10 (OU and distance learners excluded)



* Institution has additional campus in this region. Please refer to Annex A

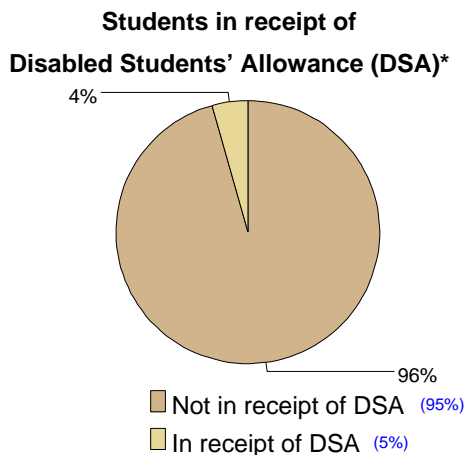
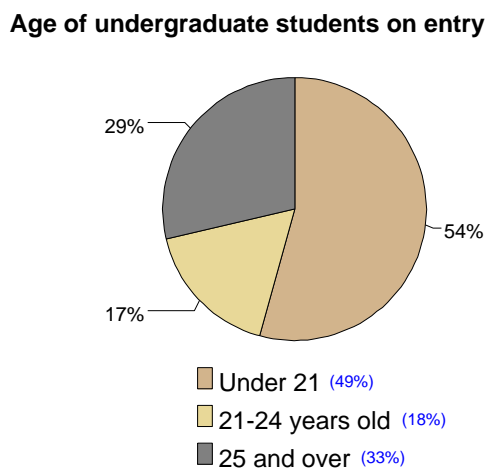
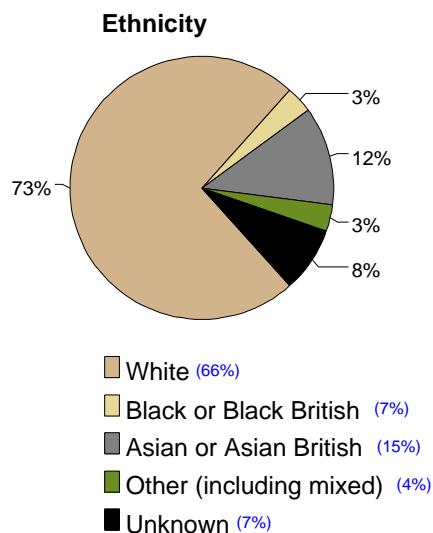
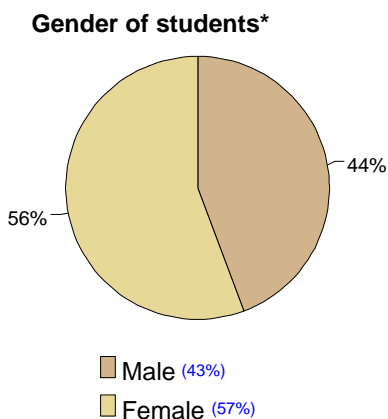
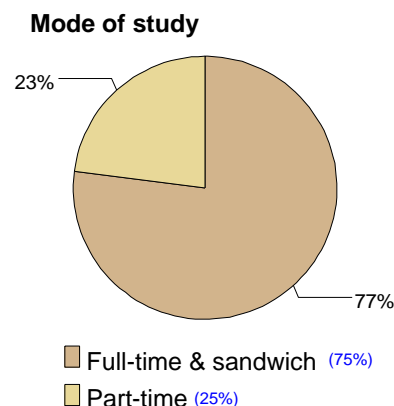
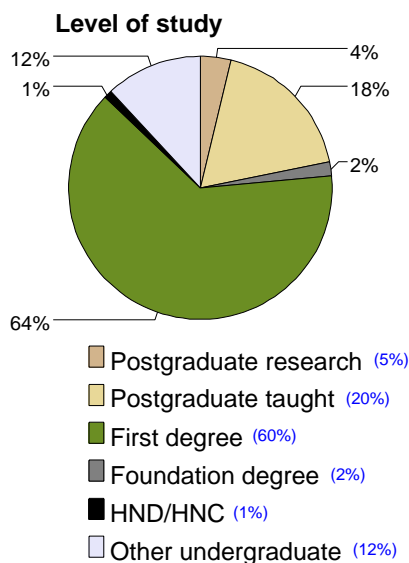
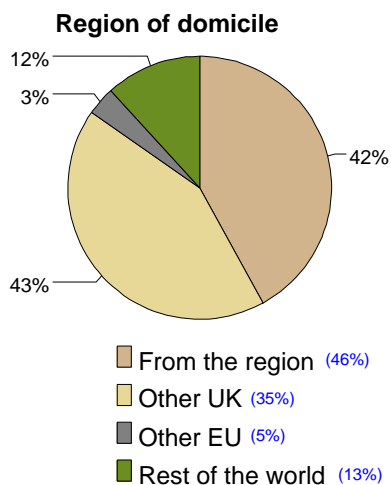
HE students taught at FECs in Yorkshire and the Humber 2007-08 to 2009-10

Higher education student numbers for further education colleges 2007-08 to 2009-10



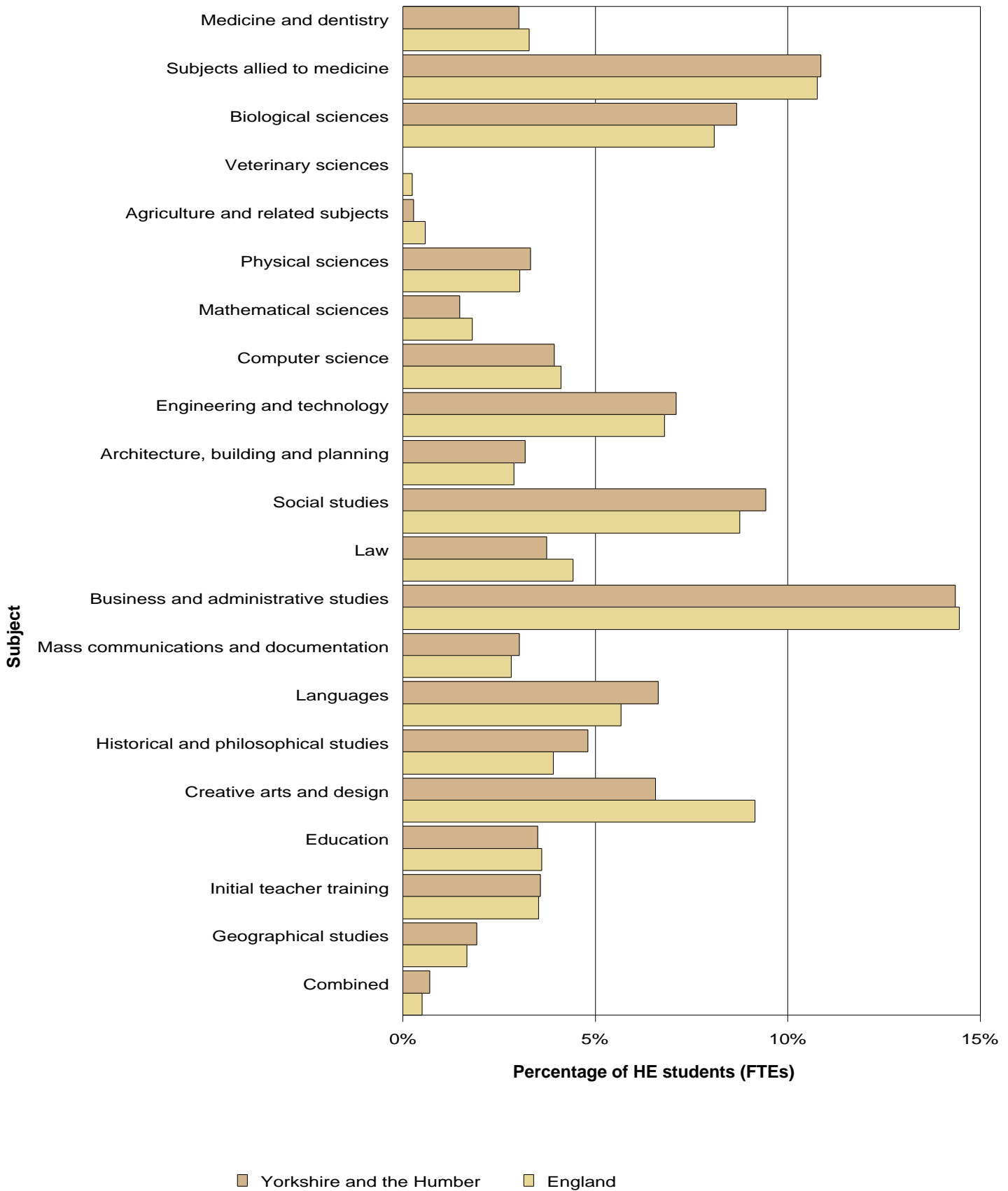
HE students taught at Yorkshire and the Humber HEIs 2009-10: characteristics (OU and distance learners excluded)

Based on student FPEs (percentage in brackets represents average for England)



* Please refer to Annex A

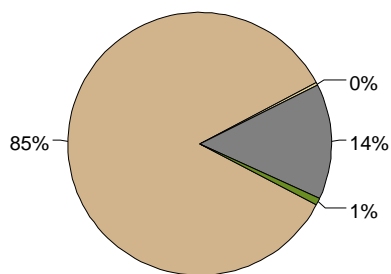
HE students taught at Yorkshire and the Humber HEIs: subject 2009-10 (OU and distance learners excluded)



HE students taught at Yorkshire and the Humber FECs 2009-10: characteristics

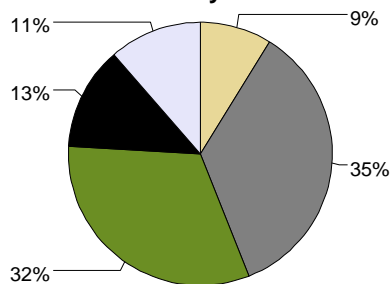
Based on student FPEs (percentage in brackets represents average for England)

Region of domicile



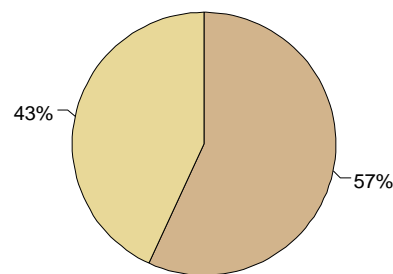
- From the region (83%)
- Other EU (1%)
- Other UK (14%)
- Rest of the world (2%)

Level of study



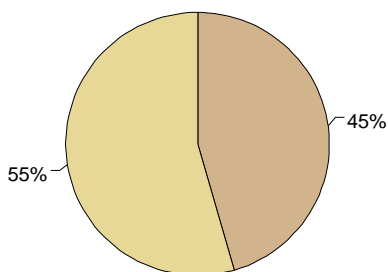
- Postgraduate research (0%)
- Postgraduate taught (4%)
- First degree (20%)
- Foundation degree (42%)
- HND/HNC (20%)
- Other undergraduate (15%)

Mode of study



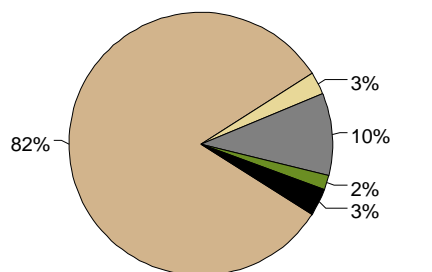
- Full-time & sandwich (57%)
- Part-time (43%)

Gender of students*



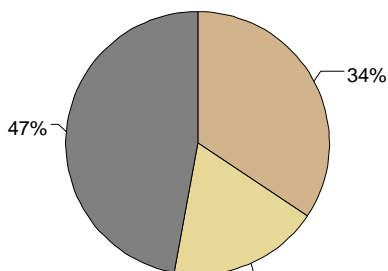
- Male (47%)
- Female (53%)

Ethnicity



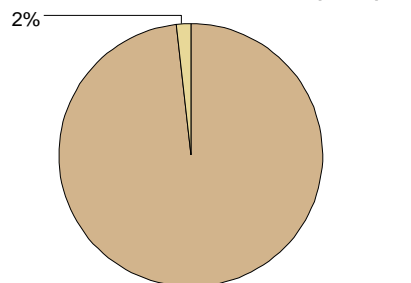
- White (82%)
- Black or Black British (5%)
- Asian or Asian British (7%)
- Other (including mixed) (2%)
- Unknown (4%)

Age of undergraduate students on entry



- Under 21 (35%)
- 21-24 years old (18%)
- 25 and over (47%)

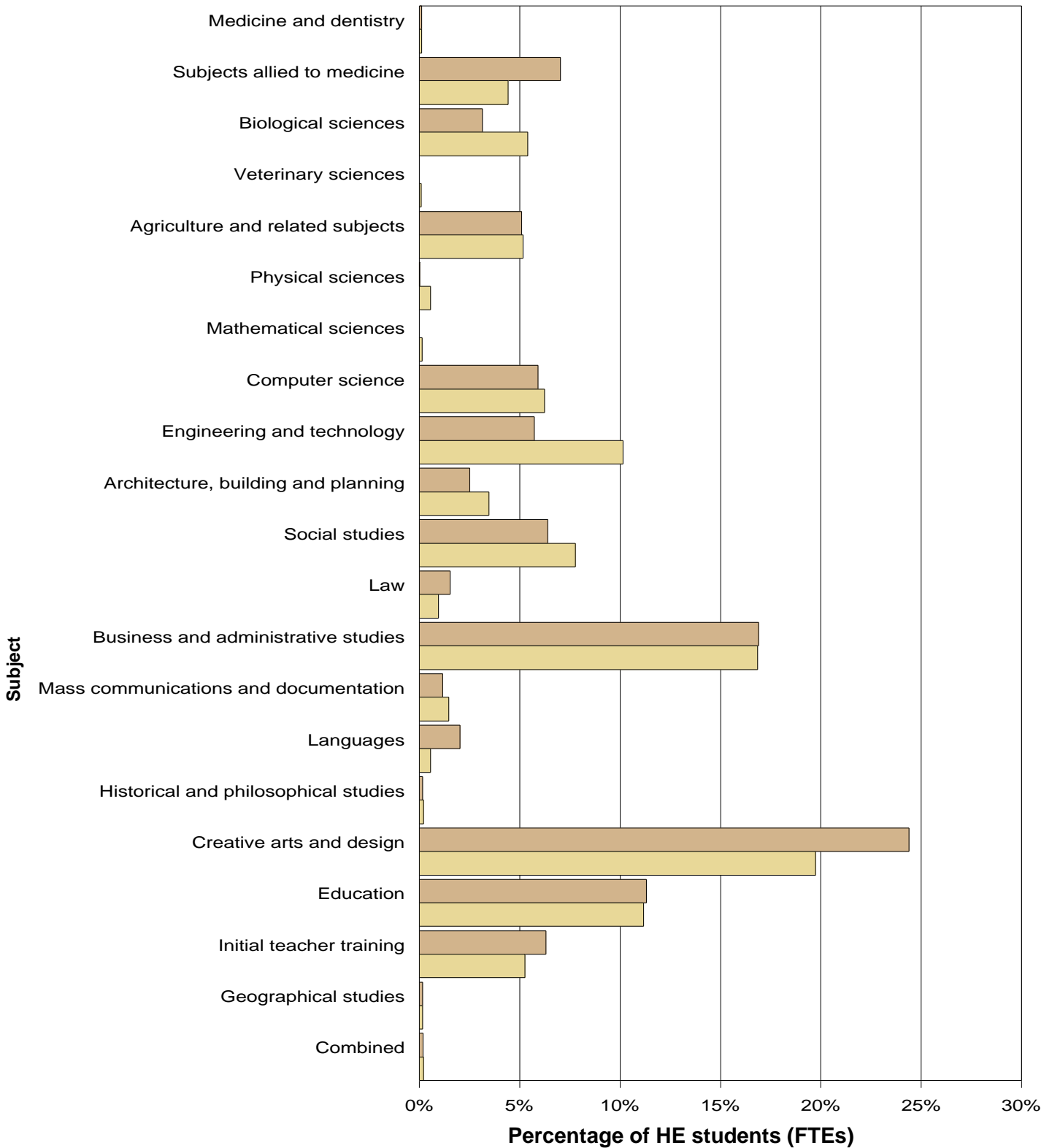
Students in receipt of Disabled Students' Allowance (DSA)*



- Not in receipt of DSA (98%)
- In receipt of DSA (2%)

* Please refer to Annex A

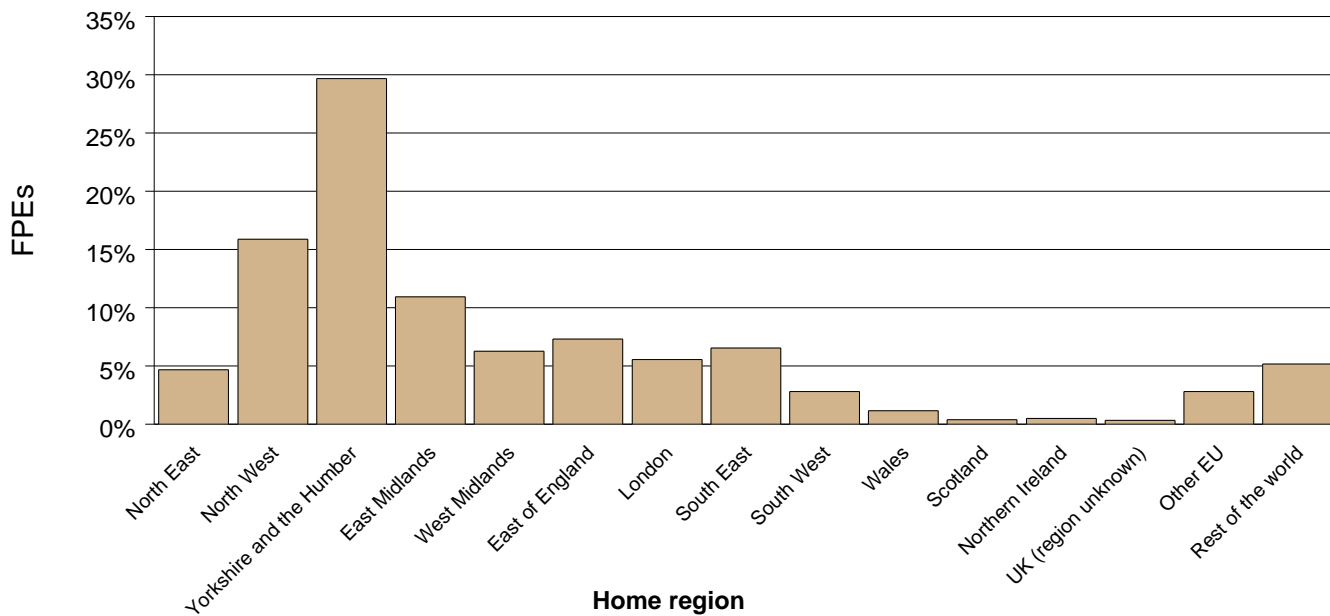
HE students taught at Yorkshire and the Humber FECs: subject 2009-10



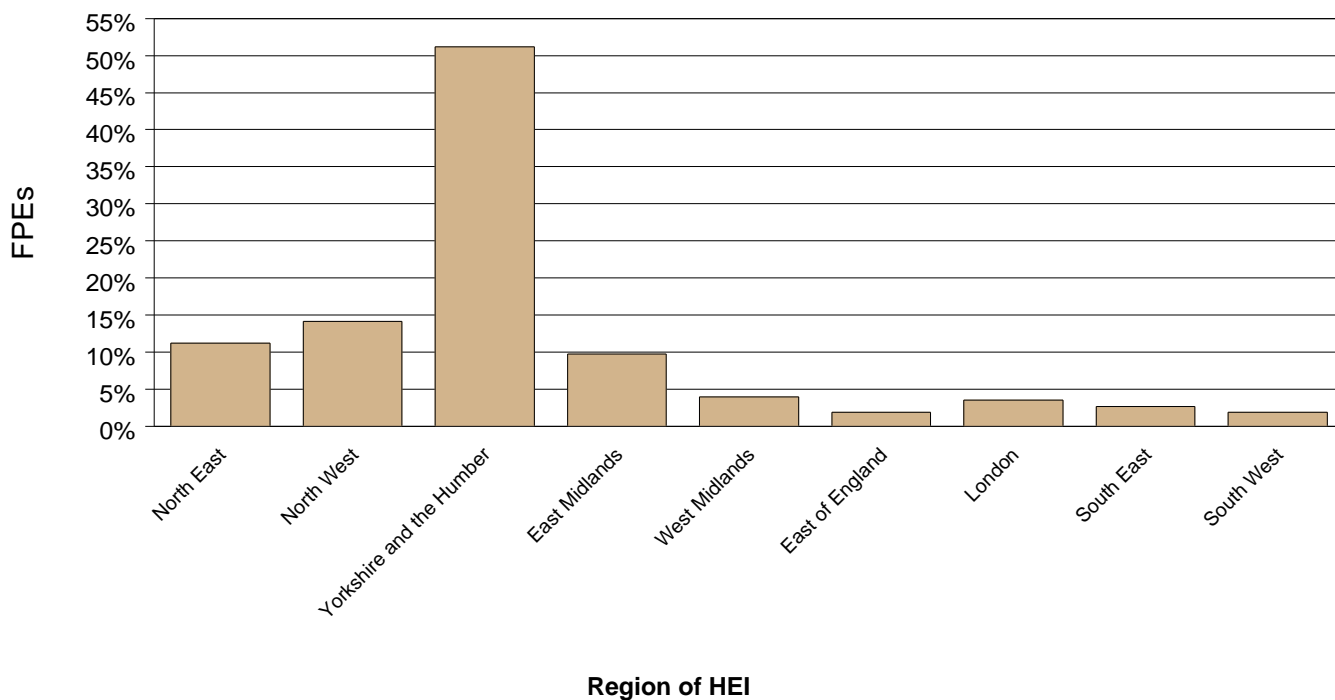
■ Yorkshire and the Humber ■ England

Flows of young, full-time, first degree students between regions (OU and distance learners excluded)

Where do young students at Yorkshire and the Humber HEIs in 2009-10 come from



Where in England do young students from Yorkshire and the Humber study?
2009-10

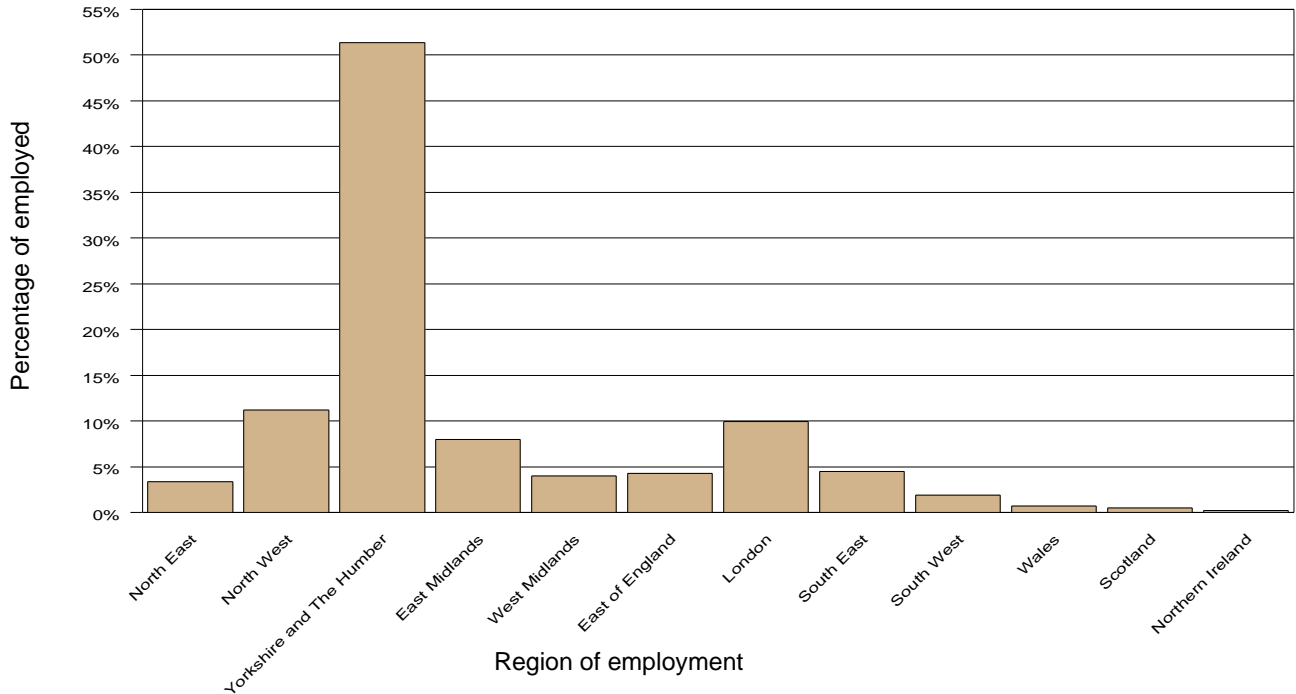


Employment destinations of first degree graduates

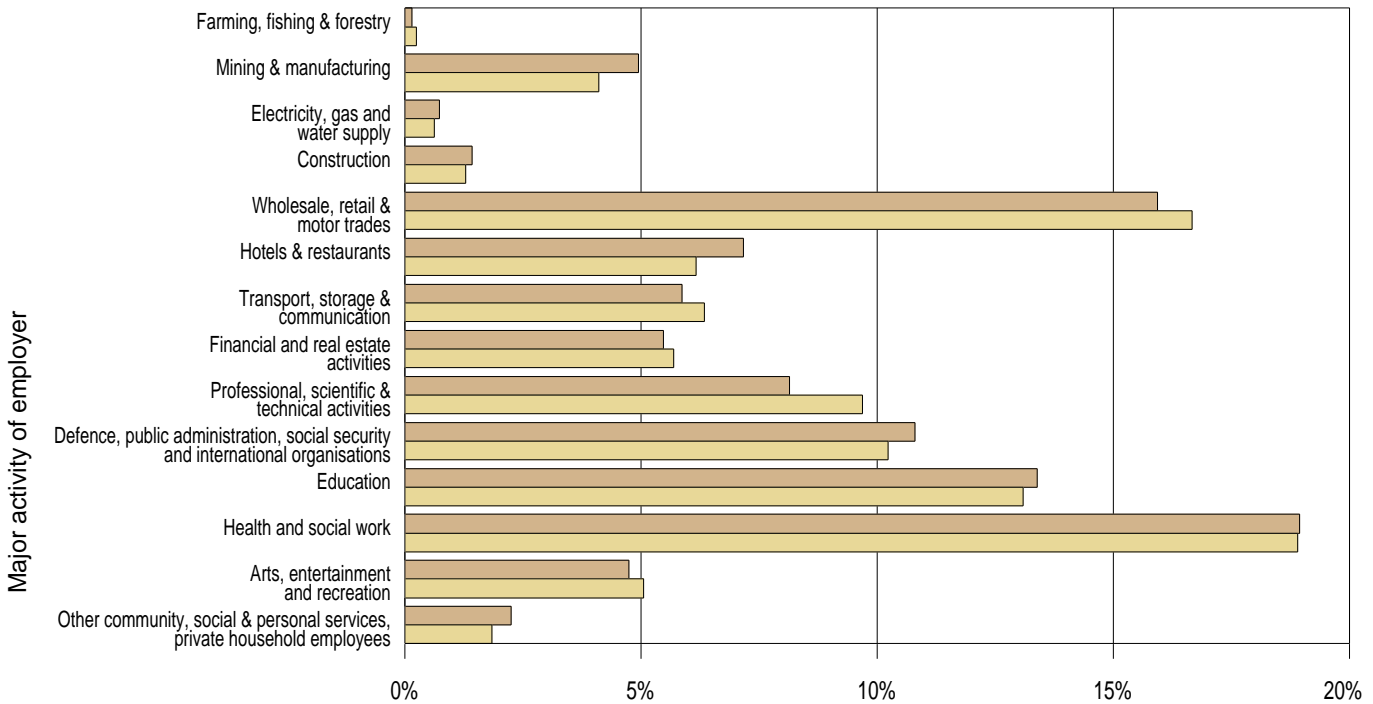
First degree students graduating from HEIs in 2008:

Work: 59% Further study: 19% Work and study: 6% Unemployed: 10% Other: 6%

Where do graduates from Yorkshire and the Humber HEIs find employment?



Employed graduates of Yorkshire and the Humber HEIs: destination by type of industry



Percentage of employed first degree graduates returned in the Destinations of Leavers from Higher Education survey

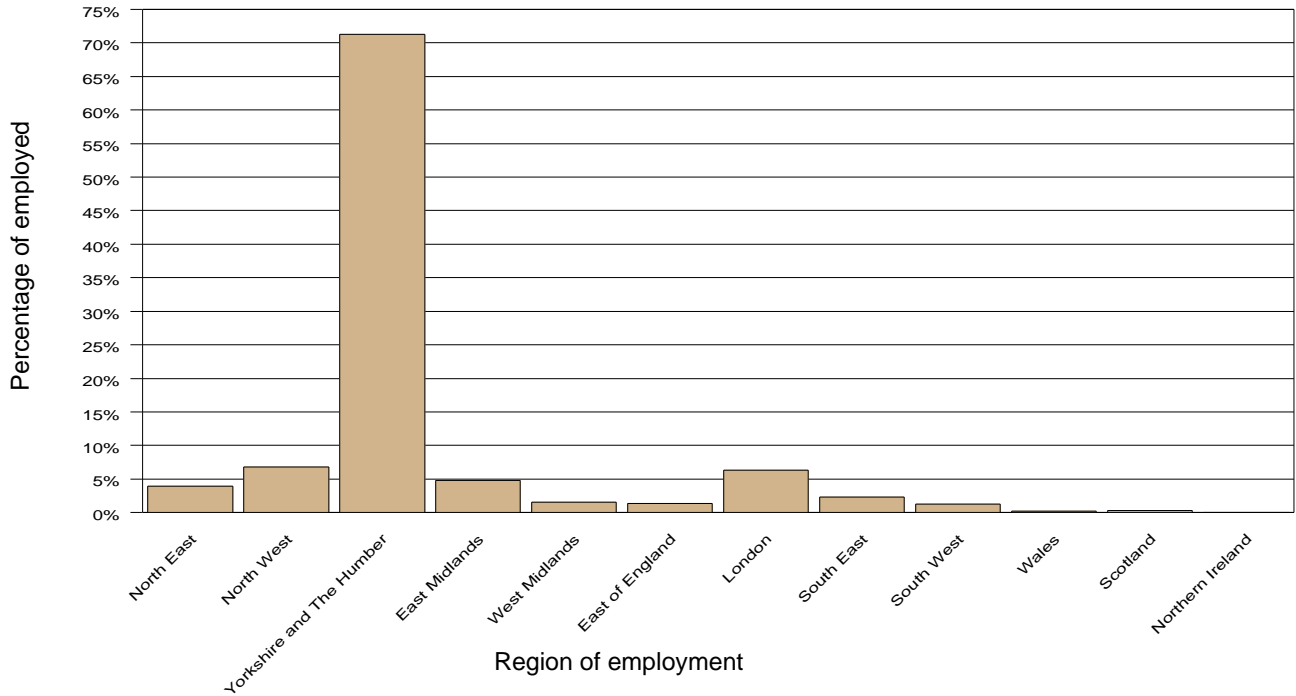
■ Yorkshire and the Humber ■ England

Employment destinations of first degree graduates

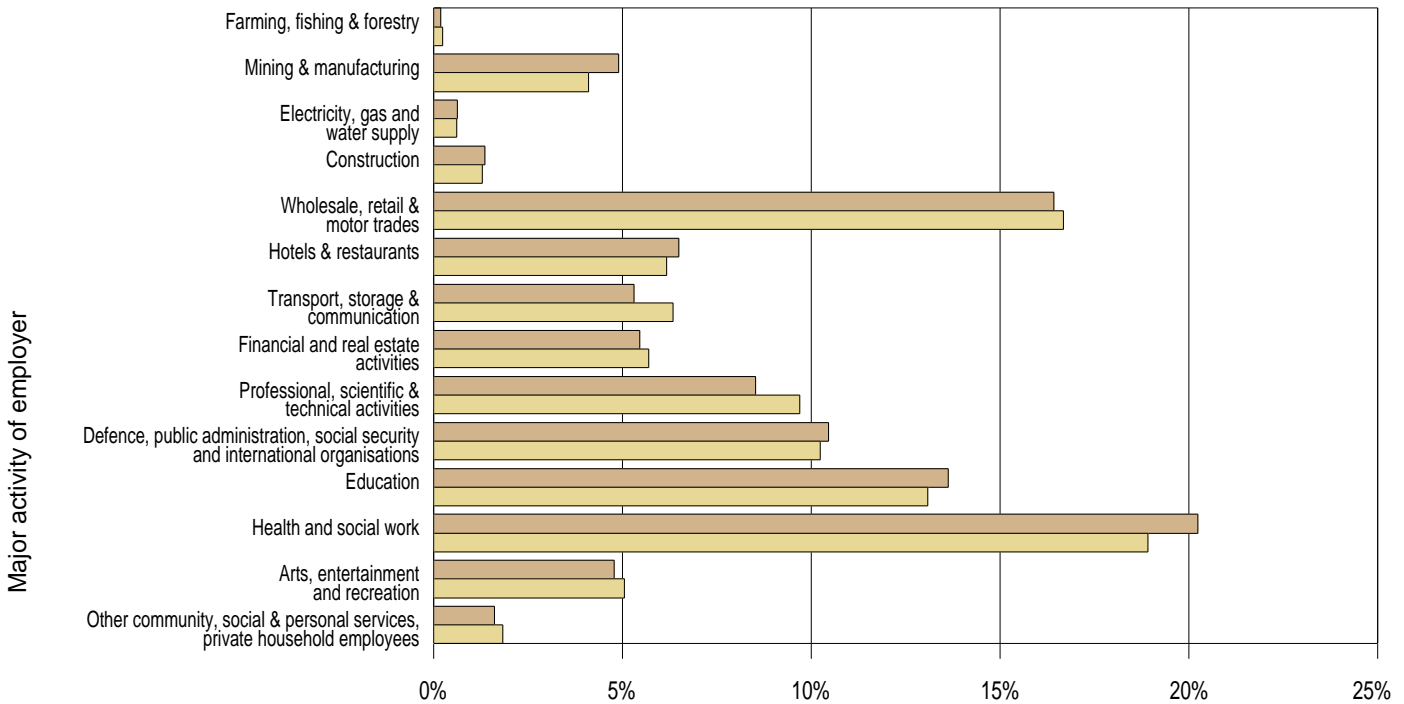
First degree students from the region graduating in 2008:

Work: 62% Further study: 16% Work and study: 7% Unemployed: 10% Other: 5%

Where do graduates from Yorkshire and the Humber find employment?



Employed graduates of the Yorkshire and the Humber region: destination by type of industry

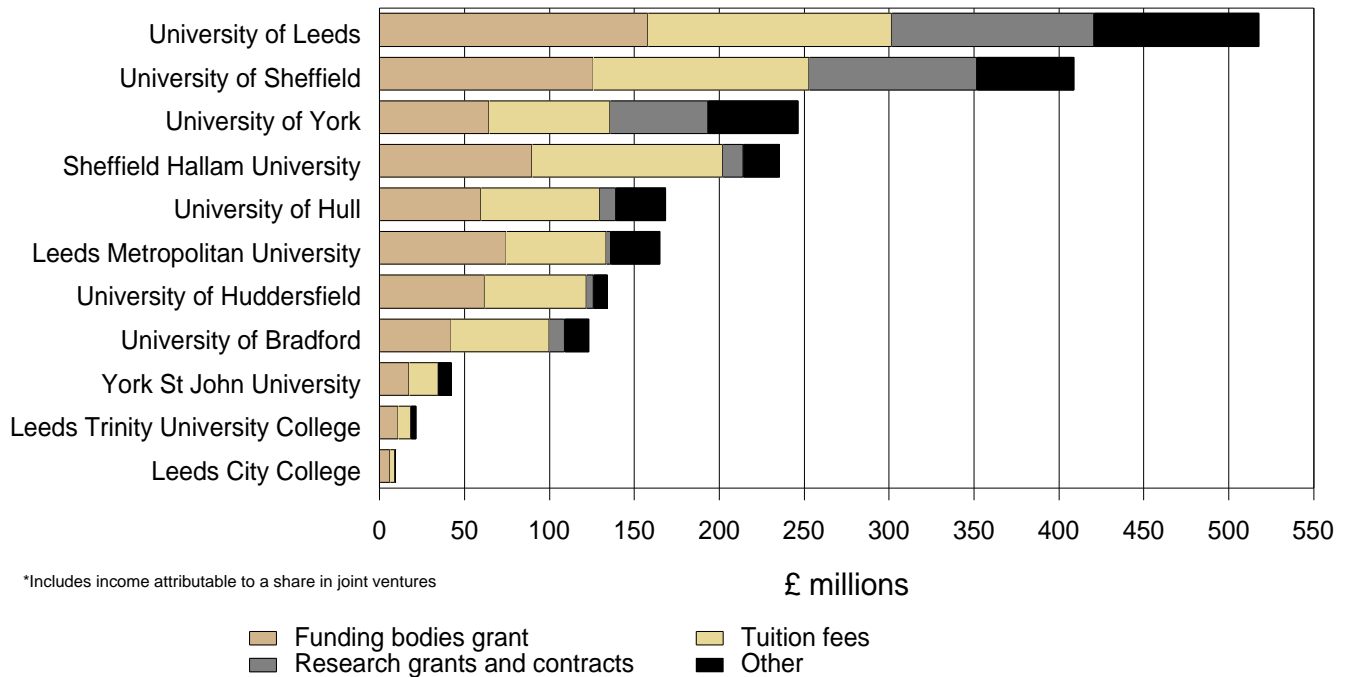


Percentage of employed first degree graduates returned in the Destinations of Leavers from Higher Education survey

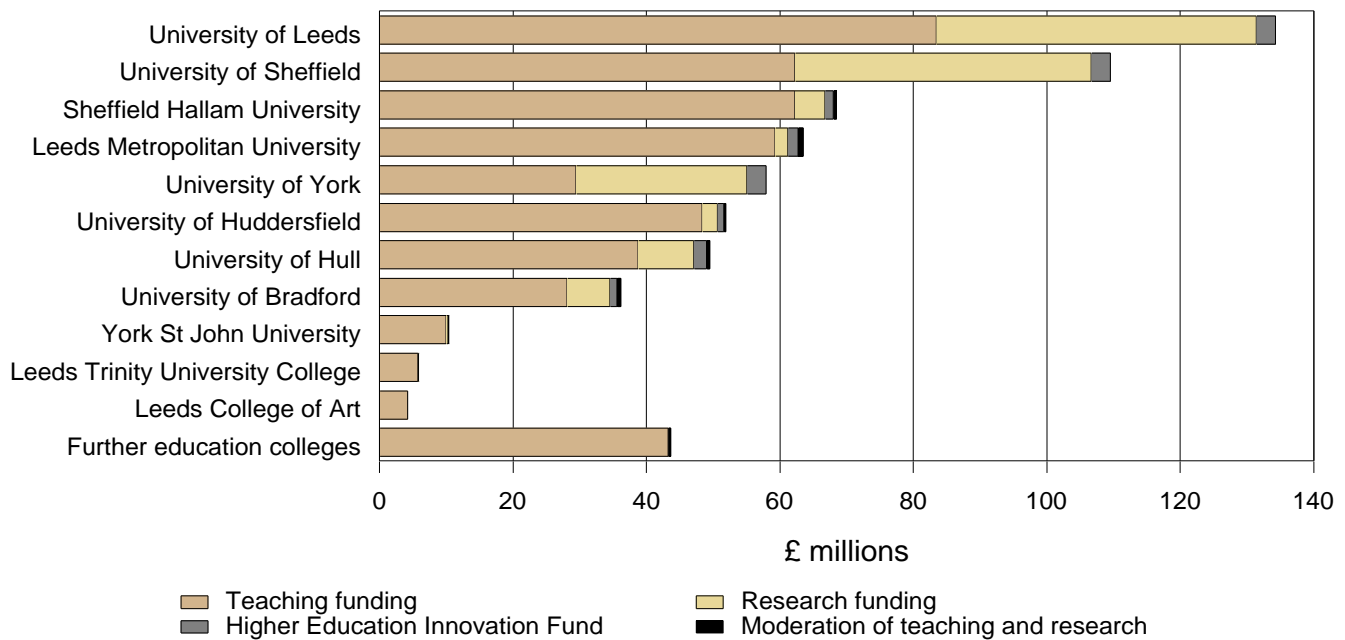
■ Yorkshire and the Humber ■ England

Income to HE institutions in Yorkshire and the Humber

Total income* by source 2009-10



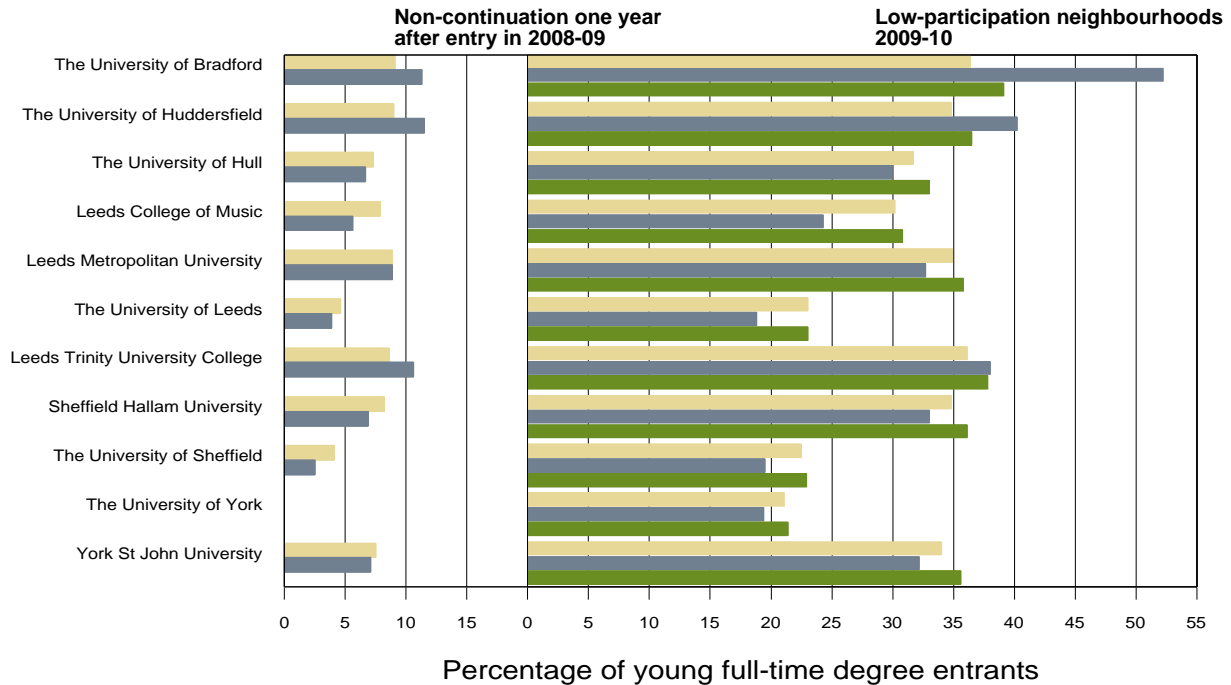
HEFCE recurrent grants for 2011-12



Performance of HEIs in Yorkshire and the Humber

Performance indicators for participation and non-continuation

Young full-time degree entrants to HEIs in Yorkshire and the Humber

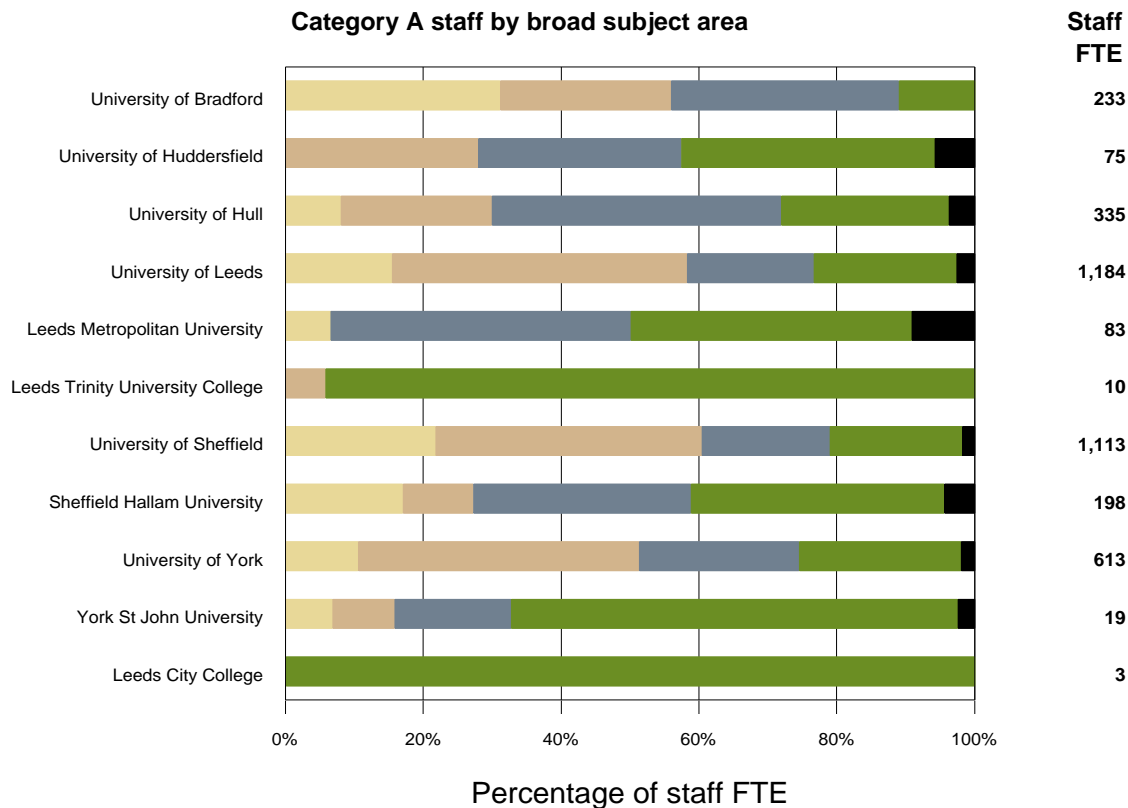


(Actual) Per cent not in HE one year after entry 2008-09
 (Actual) Per cent from low-participation neighbourhood 2009-10
 (Benchmark) Per cent not in HE one year after entry 2008-09
 (Benchmark) Per cent from low-participation neighbourhood 2009-10
 (Location-adjusted benchmark) Per cent from low-participation neighbourhood 2009-10

These data are taken from 'Performance indicators in higher education in the UK' (HESA)
 Institution names used in that publication have been kept

Research Assessment Exercise 2008 staff volume - 2* and above

Category A staff by broad subject area

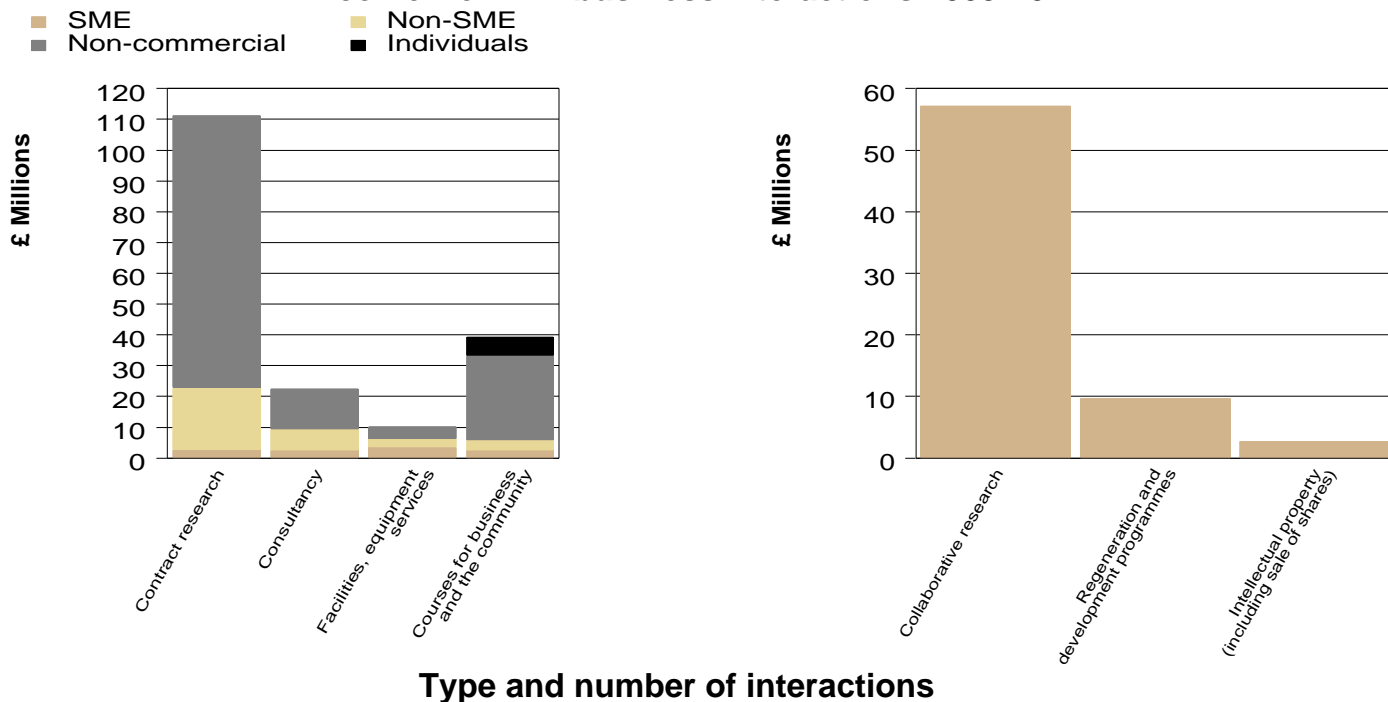


Medicine
 Social sciences
 Education
 Science and engineering subjects
 Arts and humanities

Higher education-business and community interaction survey

Yorkshire and the Humber

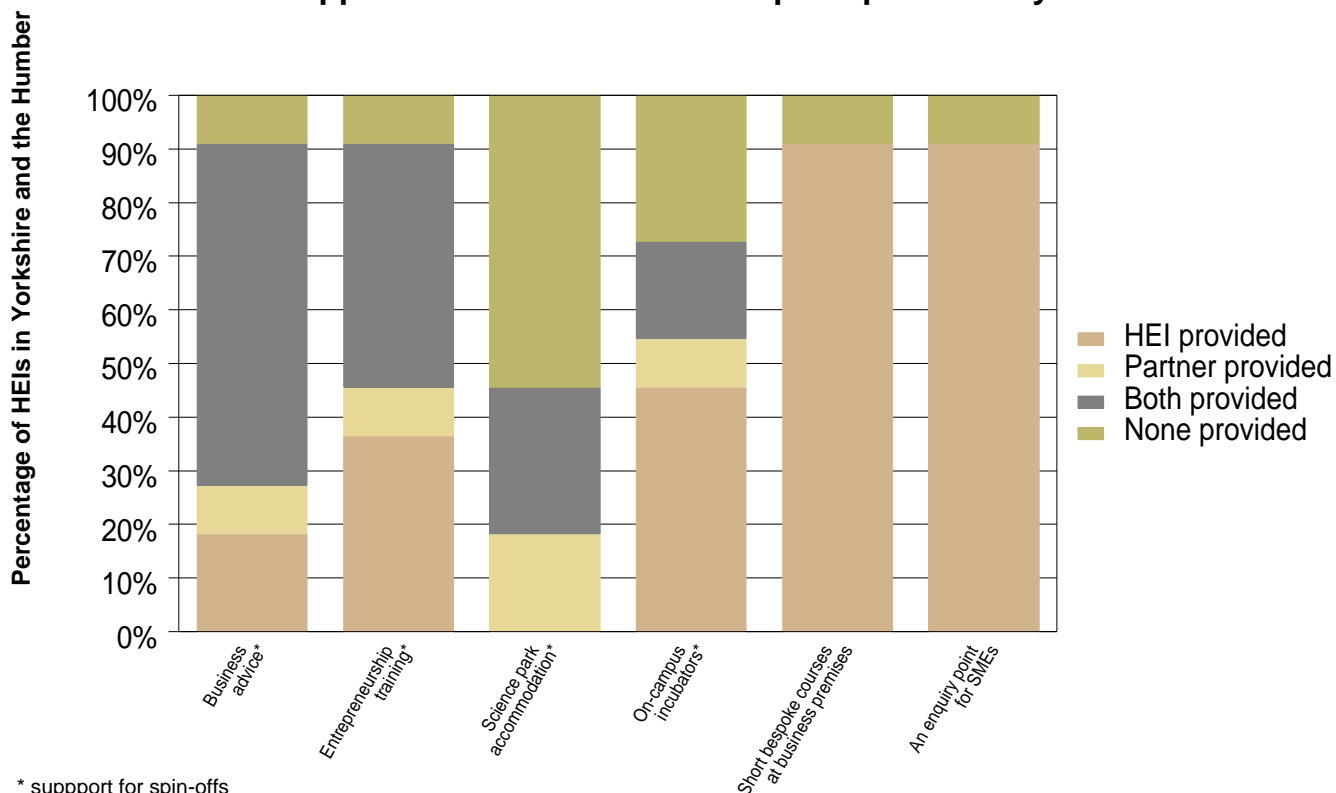
Income from HE-business interactions 2009-10



Type and number of interactions

Contract research	4,047	Software licences granted	50
Consultancy contracts	3,957	Spin-offs still active and survived three years	99
Facilities and equipment-related services	13,558	Graduate start-ups established	142
New patent applications in year	106	Attendees at free public lectures	52,023
Non-software licences granted	72	Attendees at chargeable performance arts events	84,131

Facilities and support infrastructure for enterprise provided by HEIs 2009-10



* support for spin-offs