

DRIVING FORWARD PROFESSIONAL STANDARDS FOR TEACHERS

THE GENERAL
TEACHING COUNCIL
FOR SCOTLAND

gtc
SCOTLAND

Statistical digest

Spring 2009

WWW.GTCS.ORG.UK



About this document

This document contains information regarding the teaching profession in Scotland. The information that The General Teaching Council for Scotland is able to hold on its register is set out in the Teachers' Registration (Scotland) Rules 2004.

About GTCS

The General Teaching Council for Scotland is the independent regulatory body which aims to maintain and enhance teaching standards and promote the teaching profession in Scotland. GTC Scotland aims to promote equality and diversity in all its activities.

Disclaimer

The information contained in this leaflet was correct at the time of printing. GTC Scotland cannot be held responsible for any issues arising from any errors or subsequent changes in requirements.

Copyright

© General Teaching Council for Scotland 2009. All rights reserved.
On no account may any part of this publication be reproduced in any form without the written permission of the copyright holder.

Introduction

Background

The General Teaching Council for Scotland was set up under the Teaching Council (Scotland) Act 1965. It was the first such body for teachers in the United Kingdom and, indeed, one of the first teaching councils in the world. One of the fundamental principles underlying the work of the Council is that of professional self-government.

The principal aims of the Council are:

- To contribute to improving the quality of teaching and learning;
- To maintain and enhance professional standards in schools and colleges in collaboration with partners including teachers, employing authorities, teacher education institutions, parents and the Scottish Executive Department;
- To be recognised as a voice and advocate for the teaching profession;
- To contribute to the development of a world class educational system in Scotland.

Introduction to this Digest

This is the fifth Statistical Digest produced by the General Teaching Council for Scotland from its register of qualified teachers. The GTCS Register holds detailed information regarding the teaching profession in Scotland. The information that the Council is able to hold on its register is set out in the Teachers' Registration (Scotland) Rules.

In this digest, the numbers of registered teachers (and two specific sub-categories) are split by voting category, age, gender and sector. In addition, the numbers of Probationer teachers currently participating in the Teacher Induction Scheme are split by sector, age and gender.

We have also continued to include

additional information on subject specialisation, ethnicity and disability declaration.

Criteria and terms used

The data contained in the Digest is based on the following general criteria:

- Registered Teachers refers to qualified teachers currently employed in Local Authority schools where registration is a requirement. Other qualified teachers employed in Independent schools, higher education and in further education are encouraged to register.
- Fully Registered Teachers refers to those teachers who are fully registered with the Council, while Head Teacher refers to a teacher currently employed in a Head Teacher's post
- Provisionally Registered Teachers refers to probationer teachers who have completed an approved initial teaching qualification. Some teachers will have been given provisional registration through an Exceptional Admissions route.
- Probationer Teachers refers to those teachers registered on the 2008/09 Teacher Induction Scheme aiming to meet the requirements of the Standard for Full Registration, and form a subset of provisionally registered teachers. Probationer teachers are employed in Primary and Secondary schools only.
- The census date for the data taken from the Register is 30 September 2008.
- Data is continuously being updated on the Register. The data recorded is a real-time snapshot and can increase or decrease with time.

The management and publication of all information from the GTCS Register of qualified teachers is in keeping with Data Protection legislation and safeguards against the publication of data about individuals.

Registered teachers

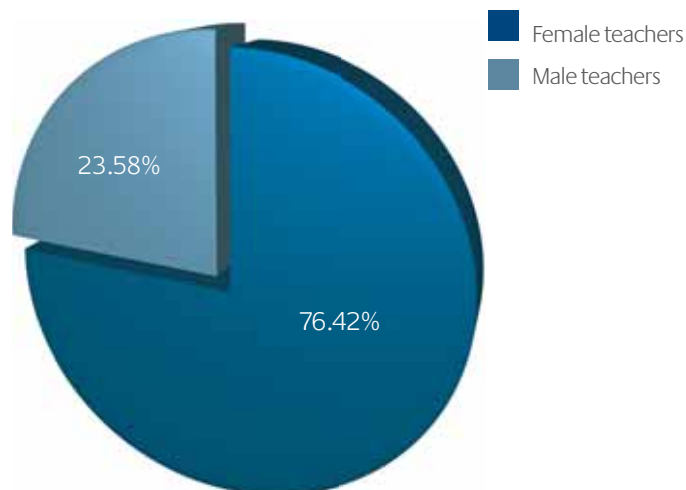
*There are currently **83,071** registered teachers in Scotland*

Number of registered teachers by voting category

	Number	Percent
Further education	857	1.03%
Primary	38,423	46.25%
Primary/Nursery head teacher	2,076	2.50%
Secondary	41,028	49.39%
Secondary head teacher	347	0.42%
Teacher education institution	298	0.36%
Teacher pre-school non-school	42	0.05%
Total	83,071	100.00%

Number of registered teachers by gender

	Number	Percent
Female	63,483	76.42%
Male	19,588	23.58%
Total	83,071	100.00%



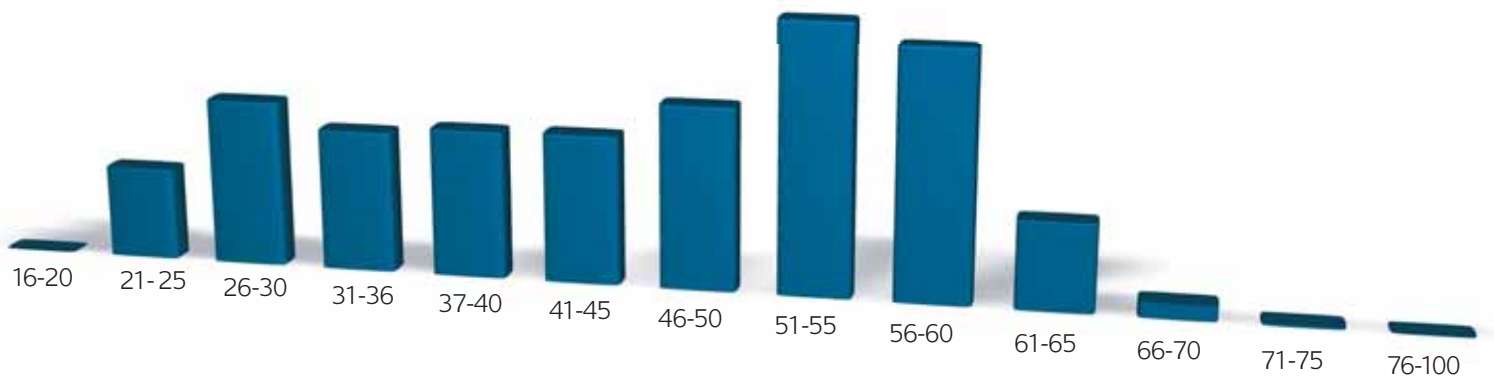
Registered teachers
by voting category

Registered teachers
by gender

Registered teachers
by age range

Number of registered teachers by age range

	Number	Percent
16 - 20	3	0.00%
21 - 25	5,074	6.11%
26 - 30	9,174	11.04%
31 - 35	7,789	9.38%
36 - 40	8,141	9.80%
41 - 45	8,191	9.86%
46 - 50	10,072	12.12%
51 - 55	14,938	17.98%
56 - 60	13,796	16.61%
61 - 65	4,861	5.85%
66 - 70	862	1.04%
71 - 75	142	0.17%
76 - 100	28	0.03%
Total	83,071	100.00%



Registered teachers

Total number of male registered teachers by sector and age range*

	Further Education	Primary	Secondary	Total
21 - 25	-	182	687	869
26 - 30	3	411	1,401	1,815
31 - 35	11	355	1,320	1,686
36 - 40	16	346	1,514	1,876
41 - 45	24	302	1,506	1,832
46 - 50	60	239	2,084	2,383
51 - 55	109	376	2,733	3,218
56 - 60	101	328	3,015	3,444
61 - 65	55	140	1,194	1,389
66 - 70	9	23	219	251
71 - 75	2	4	37	43
76 - 100	-	2	7	9
Total	390	2,708	15,717	18,815

Total number of female registered teachers by sector and age range*

	Further Education	Primary	Secondary	Total
16 - 20	-	2	1	3
21 - 25	-	2,672	1,533	4,205
26 - 30	7	4,321	3,030	7,358
31 - 35	14	3,449	2,628	6,091
36 - 40	33	3,616	2,552	6,201
41 - 45	51	3,582	2,561	6,194
46 - 50	84	3,785	3,501	7,370
51 - 55	134	6,078	4,583	10,795
56 - 60	98	5,633	3,664	9,395
61 - 65	43	2,072	1,056	3,171
66 - 70	2	408	183	593
71 - 75	1	81	16	98
76 - 100	-	16	3	19
Total	467	35,715	25,311	61,493

Total number of male
registered teachers by
sector and age range

Total number of female
registered teachers by
sector and age range

Total number of male and
female registered teachers
by sector and age range

Number of registered
teachers by disability
declaration

Total number of male and female registered teachers by sector and age range*

	Further Education	Primary	Secondary	Total
16 - 20	-	2	1	3
21 - 25	-	2,854	2,220	5,074
26 - 30	10	4,732	4,431	9,173
31 - 35	25	3,804	3,948	7,777
36 - 40	49	3,962	4,066	8,077
41 - 45	75	3,884	4,067	8,026
46 - 50	144	4,024	5,585	9,753
51 - 55	243	6,454	7,316	14,013
56 - 60	199	5,961	6,679	12,839
61 - 65	98	2,212	2,250	4,560
66 - 70	11	431	402	844
71 - 75	3	85	53	141
76 - 100	-	18	10	28
Total	857	38,423	41,028	80,308

Number of registered teachers by disability declaration*

	Female	Male	Total
No	11,898	3,422	15,320
Yes	144	65	209
Not Disclosed	51,441	16,101	67,542
Total	63,483	19,588	83,071

Registered teachers

Number of registered teachers by main subject name (secondary and further education)*

	Total
Agriculture & horticulture	2
Art	1,063
Art & design	1,066
Biology	889
Biology with science	731
Business education	451
Business & management	8
Business management	2
Business studies	265
Chemistry	658
Chemistry with science	480
Chinese	4
Classics	76
Classics (classical studies)	11
Community languages – Bengali	2
Community languages – Arabic	2
Community languages – Urdu	14
Computing	762
Computing & ICT	3
Construction	2
Craft, design & technology	2
Curative education	1
Dance	2
Drama	372
Economic history	16
Economics	973
English	5,369
French	2,531

continues opposite

Number of registered
teachers by main subject
name (voting category
secondary & further
education)

Number of registered teachers by main subject name (secondary and further education) *continued*

	Total
Gaelic	53
General studies	9
General studies – history	1
General studies – TESOL	1
General studies – modern studies	1
Geography	1,742
Geology	8
German	303
Greek	2
Health education	1
Hebrew	1
History	2,205
Home economics	1,822
Hospitality & tourism	2
Italian	21
Land based industries	2
Languages – modern & community	4
Latin	58
Learning support	6
Mandarin	10
Mathematics	5,127
Mathematics & numeracy	1
Media Studies	6
Modern language – French	1
Modern studies	704
Music	1,715
Music & drama	1
Other modern language	2

continues overleaf

Registered teachers

Number of registered teachers by main subject name (secondary and further education)*continued*

	Total
Outdoor education	19
Physical education	3,428
Physical & life sciences	2
Physical science	2
Physics	361
Physics with science	436
Portugeuse	1
Primary School – art	1
Primary School – physical education	2
Primary School – S E N	5
Primary School – S F L	1
Primary School – TESOL	1
Psychology	4
Religious education	813
Russian	11
Science	6
Science (general)	1,290
Secondary school – S E N	12
Secondary school – S F L	2
Secondary school – TESOL	2
Social(SCI) & social subjects	1
Sociology	9
Spanish	176
Special educational needs	2
Speech & drama	204
Technical education	812
Technological education	1,087
TESOL	100
Zoology	1
Total	38,357

Number of registered
teachers by main subject
name (voting category:
secondary & further
education)

Number of registered
teachers by ethnic origin

Number of registered teachers by ethnic origin

	Female	Male	Total
African	62	105	167
Any Mixed background	59	35	94
Any Other White background	3,714	1,063	4,777
Bangladeshi	3	2	5
Caribbean	7	3	10
Chinese	29	9	38
English	1,228	449	1,677
Indian	55	18	73
Irish	342	113	455
Other Asian background	18	10	28
Other background	58	25	83
Other Black background	8	3	11
Other British	236	80	316
Pakistani	73	28	101
Scottish	10,683	3,012	13,695
Welsh	59	24	83
Not Disclosed	46,849	14,609	61,458
Total	63,483	19,588	83,071

*The figures provided in these tables exclude those in the following categories: Teacher Education Institution (TEI); and Teacher Pre-school Non-school (TNS).

Fully registered teachers

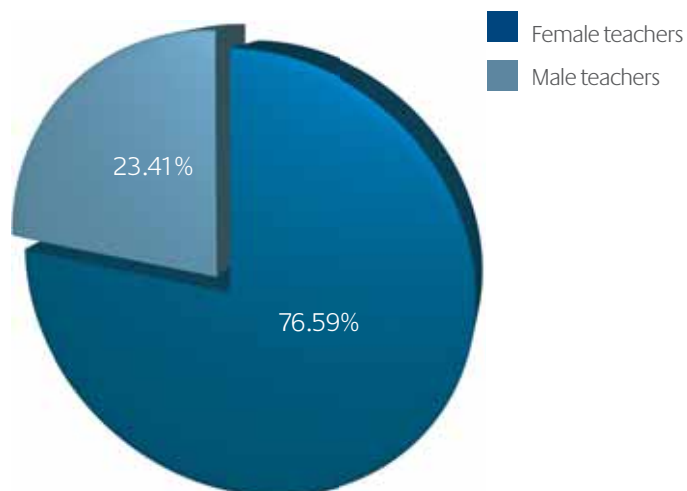
*There are currently **77,052** fully registered teachers in Scotland*

Number of fully registered teachers by voting category

	Number	Percent
Further education	653	0.85%
Primary	35,623	46.23%
Primary/Nursery Head Teacher	2,073	2.69%
Secondary	38,024	49.35%
Secondary Head Teacher	347	0.45%
Teacher education institution	292	0.38%
Teacher pre-school non-school	40	0.05%
Total	77,052	100.00 %

Number of fully registered teachers by gender

	Number	Percent
Female	59,011	76.59%
Male	18,041	23.41%
Total	77,052	100.00 %



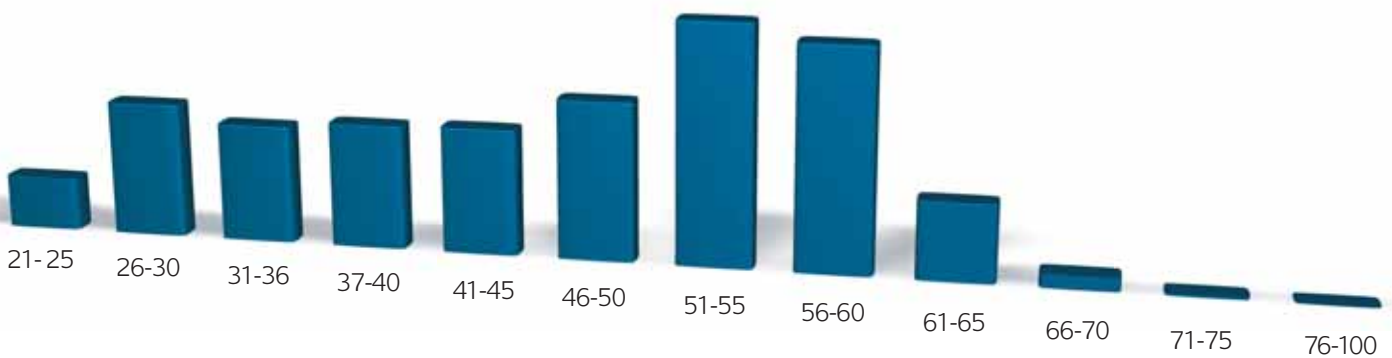
Fully registered teachers by voting category

Fully registered teachers by gender

Fully registered teachers by age range

Number of fully registered teachers by age range

	Number	Percent
21 - 25	3,226	4.19%
26 - 30	8,132	10.55%
31 - 35	7,106	9.22%
36 - 40	7,494	9.73%
41 - 45	7,590	9.85%
46 - 50	9,596	12.45%
51 - 55	14,588	18.93%
56 - 60	13,554	17.59%
61 - 65	4,749	6.16%
66 - 70	849	1.10%
71 - 75	140	0.18%
76 - 100	28	0.04%
Total	77,052	100.00%



Fully registered teachers

Total number of male fully registered teachers
by sector and age range*

	Further Education	Primary	Secondary	Total
21 - 25	-	97	421	518
26 - 30	1	324	1,229	1,554
31 - 35	8	305	1,185	1,498
36 - 40	9	313	1,366	1,688
41 - 45	16	274	1,390	1,680
46 - 50	39	220	1,979	2,238
51 - 55	83	356	2,659	3,098
56 - 60	84	315	2,958	3,357
61 - 65	46	133	1,166	1,345
66 - 70	6	23	215	244
71 - 75	1	4	37	42
76 - 100	-	2	7	9
Total	293	2,366	14,612	17,271

Total number of female fully registered teachers
by sector and age range*

	Further Education	Primary	Secondary	Total
21 - 25	-	1,740	968	2,708
26 - 30	4	3,857	2,716	6,577
31 - 35	9	3,200	2,388	5,597
36 - 40	23	3,370	2,349	5,742
41 - 45	30	3,351	2,365	5,746
46 - 50	64	3,638	3,339	7,041
51 - 55	107	5,980	4,480	10,567
56 - 60	85	5,570	3,587	9,242
61 - 65	35	2,050	1,021	3,106
66 - 70	2	404	181	587
71 - 75	1	81	15	97
76 - 100	-	16	3	19
Total	360	33,257	23,412	57,029

Total number of male fully registered teachers by sector and age range

Total number of female fully registered teachers by sector and age range

Total number of male and female fully registered teachers by sector and age range

Number of fully registered teachers by disability declaration

Total number of male and female fully registered teachers by sector and age range

	Further Education	Primary	Secondary	Total
21 - 25	-	1,837	1,389	3,226
26 - 30	5	4,181	3,945	8,131
31 - 35	17	3,505	3,573	7,095
36 - 40	32	3,683	3,715	7,430
41 - 45	46	3,625	3,755	7,426
46 - 50	103	3,858	5,318	9,279
51 - 55	190	6,336	7,139	13,665
56 - 60	169	5,885	6,545	12,599
61 - 65	81	2,183	2,187	4,451
66 - 70	8	427	396	831
71 - 75	2	85	52	139
76 - 100	-	18	10	28
Total	653	35,623	38,024	74,300

Number of fully registered teachers by disability declaration

	Female	Male	Total
No	9,171	2,631	11,802
Yes	109	45	154
Not Disclosed	49,731	15,365	65,096
Total	59,011	18,041	77,052

Fully registered teachers

Number of fully registered teachers by main subject name (secondary and further education)*

	Total
Agriculture & horticulture	2
Art	1,034
Art & design	953
Biology	864
Biology with science	593
Business education	392
Business & management	8
Business management	2
Business studies	253
Chemistry	640
Chemistry with science	412
Chinese	2
Classics	74
Classics (classical studies)	10
Community languages – Bengali	2
Community languages – Arabic	2
Community languages – Urdu	9
Computing	694
Computing & ICT	3
Construction	1
Craft, design & technology	1
Dance	2
Drama	308
Economic history	16
Economics	950
English	4,981
French	2,320
Gaelic	46
General Studies	9
General Studies – history	1
General Studies – TESOL	1
General Studies – modern studies	1
Geography	1,621
Geology	7
German	269
Greek	1
Health education	1

continues opposite

Number of fully registered
teachers by main subject
name (voting category
secondary & further
education)

Number of fully registered teachers by main subject name (secondary and further education) *continued*

	Total
Hebrew	1
History	2,043
Home economics	1,759
Hospitality & tourism	2
Italian	15
Land based industries	2
Languages – modern & comm	2
Latin	53
Learning support	6
Mandarin	1
Mathematics	4,800
Media studies	4
Modern studies	623
Music	1,607
Music & drama	1
Outdoor education	18
Physical education	3,177
Physical & life sciences	1
Physical science	2
Physics	333
Physics with science	375
Primary School – art	1
Primary School – physical education	2
Primary School – SEN	3
Primary School – SFL	1
Primary School – TESOL	1
Psychology	2
Religious education	717
Russian	9
Science	6
Science (general)	1,290
Secondary School – SEN	11
Secondary School – SFL	2
Secondary School – TESOL	1
Social(SCI) & social subjects	1
Sociology	6
Spanish	139

continues overleaf

Fully registered teachers

Number of fully registered teachers by main subject name (secondary and further education) *continued*

	Total
Special educational needs	2
Speech & drama	204
Technical education	812
Technological education	1,087
TESOL	100
Zoology	1
Total	38,357

Number of fully registered teachers by ethnic origin

	Female	Male	Total
African	35	58	93
Any Mixed background	42	28	70
Any Other White background	3,407	953	4,360
Bangladeshi	1	1	2
Caribbean	6	3	9
Chinese	18	5	23
English	1,005	360	1,365
Indian	35	14	49
Irish	249	84	333
Other Asian background	12	4	16
Other background	45	21	66
Other Black background	6	3	9
Other British	172	64	236
Pakistani	53	20	73
Scottish	8,385	2,338	10,723
Welsh	47	18	65
Not disclosed	45,493	14,067	59,560
Total	59,011	18,041	77,052

Number of fully registered teachers by main subject name (voting category: secondary & further education)

Number of fully registered teachers by ethnic origin

Total number of Head teachers by voting category

Total number of Head teachers by voting category and gender

Total number of Head teachers by voting category and age range

Total number of Head teachers by voting category

	Total
Primary/Nursery head teacher	2,076
Secondary head teacher	347
Total	2,423

Total Number of Head teachers by voting category and gender

	Female	Male	Total
Primary/Nursery head teacher	1,706	370	2,076
Secondary head teacher	79	268	347
Total	1,785	638	2,423

Total Number of Head Teachers by Voting Category and Age Range

	Primary/ Nursery	Secondary	Total
26 - 30	1	-	1
31 - 35	10	1	11
36 - 40	49	1	50
41 - 45	146	7	153
46 - 50	264	19	283
51 - 55	708	123	831
56 - 60	693	153	846
61 - 65	195	43	238
66 - 70	10	-	10
Total	2,076	347	2,423

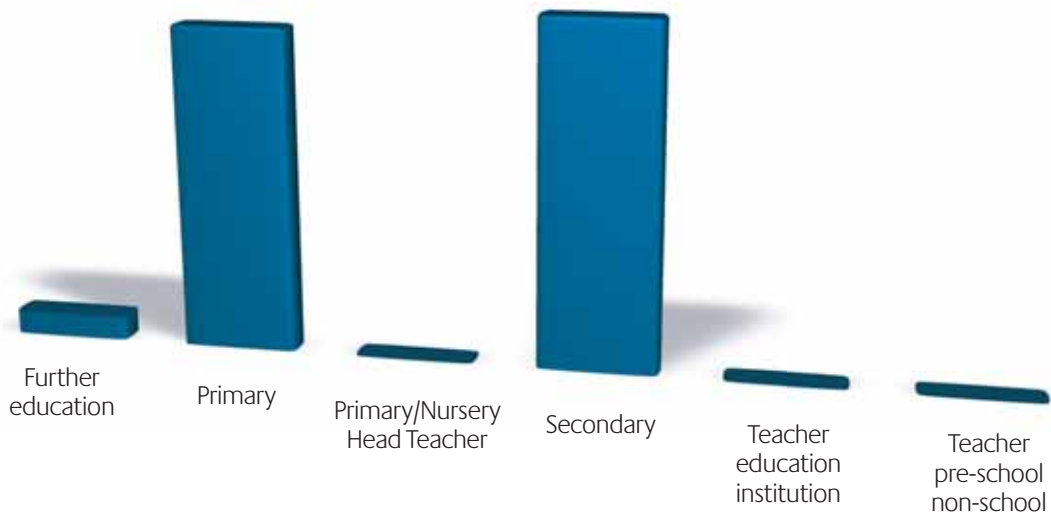
*The figures provided in these tables exclude those in the following categories: Teacher Education Institution (TEI); and Teacher Pre-school Non-school (TNS).

Provisionally registered teachers

*There are currently **5,882** provisionally registered teachers in Scotland*

Number of provisionally registered teachers by voting category

	Number	Percent
Further education	200	3.40 %
Primary	2,750	46.75 %
Primary/Nursery Head Teacher	3	0.05 %
Secondary	2,921	49.66%
Teacher education institution	6	0.10 %
Teacher pre-school non-school	2	0.03 %
Total	5,882	100.00 %



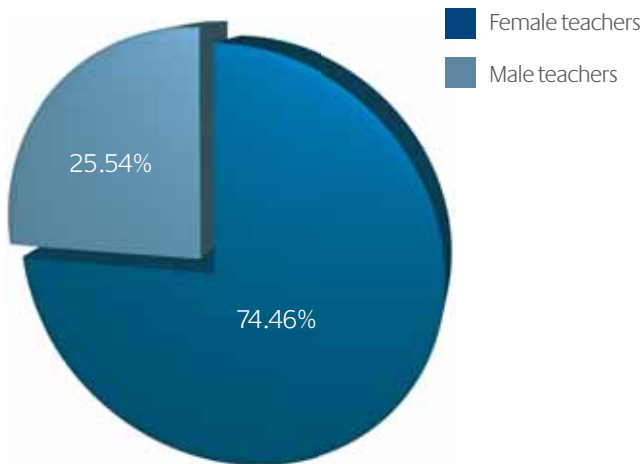
[Provisionally registered teachers by voting category](#)

[Provisionally registered teachers by gender](#)

[Provisionally registered teachers by age range](#)

Number of provisionally registered teachers by gender

	Number	Percent
Female	4,380	74.46%
Male	1,502	25.54%
Total	5,882	100.00%



Number of provisionally registered teachers by age range

	Number	Percent
16 - 20	3	0.05%
21 - 25	1,816	30.87%
26 - 30	1,021	17.36%
31 - 35	657	11.17%
36 - 40	630	10.71%
41 - 45	584	9.93%
46 - 50	465	7.91%
51 - 55	343	5.83%
56 - 60	238	4.05%
61 - 65	110	1.87%
66 - 70	13	0.22%
71 - 75	2	0.03%
Total	5,882	100.00%

Provisionally registered teachers

Total number of male provisionally registered teachers by sector and age range

	Further Education	Primary	Secondary	Total
21 - 25	-	80	263	343
26 - 30	2	86	170	258
31 - 35	3	47	126	176
36 - 40	6	33	144	183
41 - 45	7	25	115	147
46 - 50	21	19	102	142
51 - 55	25	19	70	114
56 - 60	16	12	57	85
61 - 65	9	7	27	43
66 - 70	3	-	4	7
71 - 75	1	-	-	1
Total	93	328	1,078	1,499

Total number of female provisionally registered teachers by sector and age range

	Further Education	Primary	Secondary	Total
16 - 20	-	2	1	3
21 - 25	-	920	553	1,473
26 - 30	3	458	302	763
31 - 35	5	244	231	480
36 - 40	10	242	195	447
41 - 45	21	224	191	436
46 - 50	20	146	155	321
51 - 55	27	98	102	227
56 - 60	13	62	76	151
61 - 65	8	22	34	64
66 - 70	-	4	2	6
71 - 75	-	-	1	1
Total	107	2,422	1,843	4,372

Total number of male provisionally registered teachers by sector and age range

Total number of female provisionally registered teachers by sector and age range

Total number of male and female provisionally registered teachers by sector and age range

Number of provisionally registered teachers by ethnic origin

Total number of male and female provisionally registered teachers by sector and age range

	Further Education	Primary	Secondary	Total
16 - 20	-	2	1	3
21 - 25	-	1000	816	1816
26 - 30	5	544	472	1021
31 - 35	8	291	357	656
36 - 40	16	275	339	630
41 - 45	28	249	306	583
46 - 50	41	165	257	463
51 - 55	52	117	172	341
56 - 60	29	74	133	236
61 - 65	17	29	61	107
66 - 70	3	4	6	13
71 - 75	1	-	1	2
Total	200	2,750	2,921	5,871

Number of provisionally registered teachers by ethnic origin

	Female	Male	Total
African	21	38	59
Any Mixed background	14	6	20
Any Other White background	288	102	390
Bangladeshi	2	1	3
Caribbean	1	-	1
Chinese	11	4	15
English	213	83	296
Indian	20	4	24
Irish	87	29	116
Other Asian background	6	6	12
Other Background	13	4	17
Other Black background	2	-	2
Other British	63	16	79
Pakistani	19	8	27
Scottish	2,271	660	2,931
Welsh	11	6	17
Not Disclosed	1,338	535	1,873
Total	4,380	1,502	5,882

Provisionally registered teachers

Number of provisionally registered teachers by main subject name (secondary and further education)

	Total
Art	28
Art & design	110
Biology	24
Biology with science	131
Business education	57
Business studies	12
Chemistry	18
Chemistry with science	67
Chinese	2
Classics	2
Classics (classical studies)	1
Community languages – Urdu	5
Computing	65
Construction	1
Craft, design & technology	1
Curative education	1
Drama	60
Economics	21
English	380
French	206
Gaelic	7
Geography	117
Geology	1
German	33
History	157
Home economics	62
Italian	6
Languages – modern & comm	2
Latin	5
Mandarin	9
Mathematics	320
Mathematics & numeracy	1
Media studies	1
Modern languages – French	1
Modern studies	79
Music	107

continues opposite

Number of provisionally registered teachers by main subject name (voting category: secondary & further education)

Number of provisionally registered teachers by disability declaration

Number of provisionally registered teachers by main subject name (secondary and further education) *continued*

	Total
Other modern language	2
Outdoor education	1
Physical education	245
Physical & life sciences	1
Physics	27
Physics with science	56
Portuguese	1
Primary school – SEN	2
Psychology	1
Religious education	95
Russian	2
Science (general)	21
Secondary school – SEN	1
Secondary school – TESOL	1
Sociology	2
Spanish	37
Speech & drama	12
Technical education	5
Technological education	95
TESOL	29
Total	2,736

Number of provisionally registered teachers by disability declaration

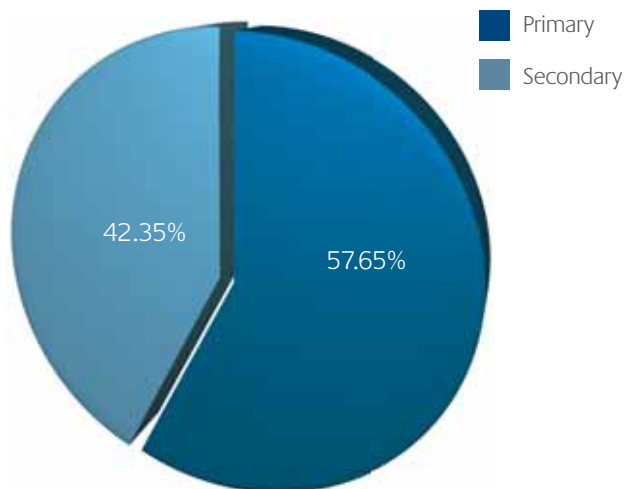
	Female	Male	Total
No	2,699	782	3,481
Yes	35	20	55
Not Disclosed	1,646	700	2,346
Total	4,380	1,502	5,882

Probationer teachers on the Teacher Induction Scheme

*There are currently **3,188** probationer teachers in Scotland*

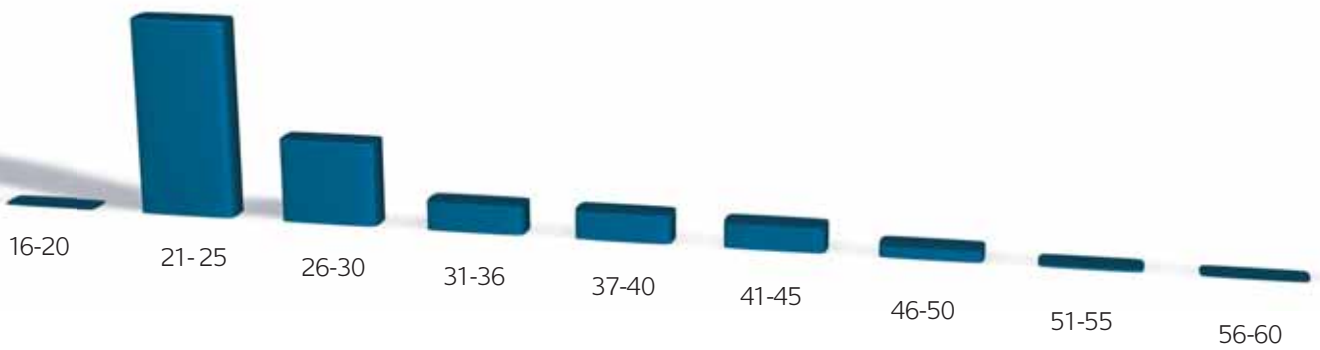
Number of probationer teachers by sector

	Number	Percent
Primary	1,838	57.65%
Secondary	1,350	42.35%
Total	3,188	100.00%



Number of probationer teachers by age range

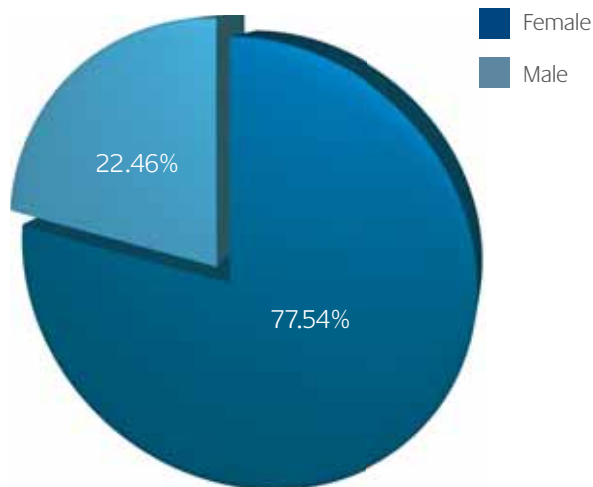
	Number	Percent
16 - 20	3	0.09%
21 - 25	1,671	52.42%
26 - 30	707	22.18%
31 - 35	243	7.62%
36 - 40	236	7.40%
41 - 45	208	6.52%
46 - 50	96	3.01%
51 - 55	21	0.66%
56 - 60	3	0.09%
Total	3,188	100.00%



Probationer teachers on the Teacher Induction Scheme

Number of probationer teachers by gender

	Number	Percent
Female	2,472	77.54%
Male	716	22.46%
Total	3,188	100.00%



Total number of male probationer teachers by sector and age range

	Primary	Secondary	Total
21 - 25	74	243	317
26 - 30	73	111	184
31 - 35	30	45	75
36 - 40	20	42	62
41 - 45	9	30	39
46 - 50	5	21	26
51 - 55	4	7	11
56 - 60	-	2	2
Total	215	501	716

Number of probationer
teachers by gender

Total number of male
probationer teachers by
sector and age range

Total number of female
probationer teachers by
sector and age range

Total number of male
and female probationer
teachers by sector and
age range

Total number of female probationer teachers by sector and age range

	Primary	Secondary	Total
16 - 20	2	1	3
21 - 25	864	490	1,354
26 - 30	342	181	523
31 - 35	114	54	168
36 - 40	130	44	174
41 - 45	119	50	169
46 - 50	48	22	70
51 - 55	4	6	10
56 - 60	-	1	1
Total	1623	849	2,472

Total number of male and female probationer teachers by sector and age range

	Primary	Secondary	Total
16 - 20	2	1	3
21 - 25	938	733	1,671
26 - 30	415	292	707
31 - 35	144	99	243
36 - 40	150	86	236
41 - 45	128	80	208
46 - 50	53	43	96
51 - 55	8	13	21
56 - 60	-	3	3
Total	1,838	1,350	3,188

Probationer teachers on the Teacher Induction Scheme

Total number of probationer secondary teachers by main subject name

	Total
Art & design	56
Biology with science	87
Business education	35
Business studies	2
Chemistry with science	51
Computing	35
Drama	30
English	189
French	84
Gaelic	7
Geography	63
German	12
History	63
Home economics	34
Italian	1
Mandarin	1
Mathematics	151
Modern studies	41
Music	42
Physical education	128
Physics with science	41
Religious education	52
Spanish	11
Technological education	65
Total	1,278

Total number of
probationer secondary
teachers by main
subject name

Number of probationer
teachers by ethnic origin

Number of probationer
teachers by disability
declaration

Number of probationer teachers by ethnic origin

	Female	Male	Total
African	2	2	4
Any Mixed background	5	2	7
Any Other White background	53	20	73
Bangladeshi	1	1	2
Chinese	-	1	1
English	120	53	173
Indian	7	1	8
Irish	62	20	82
Other Asian background	1	1	2
Other Background	2	3	5
Other Black background	1	-	1
Other British	48	12	60
Pakistani	13	6	19
Scottish	1,909	518	2,427
Welsh	7	4	11
Not Disclosed	241	72	313
Total	2,472	716	3,188

Number of probationer teachers by disability declaration

	Female	Male	Total
No	118	37	155
Yes	3	2	5
Not Disclosed	29	9	38
Total	150	48	198

GTC Scotland

Clerwood House, 96 Clermiston Road,
Edinburgh EH12 6UT
Tel: 0131 314 6000 Fax: 0131 314 6001
E-mail: gtcs@gtcs.org.uk



INVESTORS IN PEOPLE

Direct weblinks

Main site:

www.gtcs.org.uk

Probation department:

www.gtcs.org.uk/probation

Probation site for teachers:

www.probationerteacherscotland.org.uk

Registration department:

www.gtcs.org.uk/registration

Chartered teachers:

www.gtcs.org.uk/charteredteacher

Professional recognition:

www.gtcs.org.uk/professionalrecognition

Professional conduct:

www.gtcs.org.uk/professionalconduct

Research:

www.gtcs.org.uk/research

Code: GTCS.L1.03.09