

## Official Statistics Release

Policy area:	Childcare providers and places
Theme:	Children, Education and Skills
Published on:	27 October 2011
Coverage:	England
Period covered:	30 June 2011 - 30 September 2011
Status:	<b>FINAL</b>
Issued by:	Office for Standards in Education, Children's Services and Skills (Ofsted) 125 Kingsway London WC2B 6SE
Responsible director:	Jean Humphrys
Statistician:	Stephen Ho
Public enquiries:	enquiries@ofsted.gov.uk
Press enquiries:	pressenquires@ofsted.gov.uk
Link to official statistics release web page:	<a href="http://www.ofsted.gov.uk/resources/registered-childcare-providers-and-places-england-december-2008-onwards">http://www.ofsted.gov.uk/resources/registered-childcare-providers-and-places-england-december-2008-onwards</a>
Publication medium:	Ofsted website
Publication frequency:	Quarterly
Next publication date:	26 January 2012

## Introduction

Ofsted publishes quarterly statistics on the number of childcare providers registered with Ofsted on the Early Years Register and the Childcare Register, and the number of places offered by those registered on the Early Years Register. The analysis of movement in the childcare sector shows the number of providers that leave and join the sector and, at the local authority level, providers that remain active but move to another local authority.

Providers and places statistics show the position at the end of the quarter for all active providers. In the interactive publication, users may also select the end position at each month within the quarter. Charts show the number of providers by provision type, trends over time.

## Contents

Introduction.....	2
Key findings.....	3
Methodology.....	4
Additional information.....	5
Chart 1: Total number of childcare providers registered with Ofsted at the end of each quarter .....	6
Chart 2: Total movement in the childcare sector since September 2009 .....	7
Chart 3: Total movement in the childcare sector between 30 September 2010 and 30 September 2011, by provider type.....	8
Table 1: Registered childcare providers and places as at 30 September 2011 .....	9
Table 2: Movement in the childcare sector between 30 June 2011 and 30 September 2011.....	10
Glossary .....	11

## Key findings

There are 96,496 childcare providers registered with Ofsted at 30 September 2011. This is the first time the total numbers of providers has exceeded the level of registered provision as at 31 December 2008. Since the introduction of the Early Years Foundation Stage, in September 2008, there had been a trend of decline in numbers of childcare providers registered with Ofsted. Overall registered childcare provision reached a minimum point last year, September 2010, with 93,241 providers. However, over the last four quarters provider numbers have increased.

The number of early years registered childcare places reached 1,309,366 at 30 September 2011. Similar to the recent trend observed in provider numbers, total childcare places have also increased recently and have now almost reached the number of places registered as at 31 March 2010.

### Current quarter:

- Since 30 June 2011, there has been a 0.8% increase in the total number of childcare providers. The rise in childminder and home childcarer numbers are driving the overall sector increase, offsetting the small (0.7%) decline in provider numbers for childcare on non-domestic premises.
- The number of places offered by all types of childcare providers on the Early Years Register at 30 September is 1,309,366. The additional 4,491 places registered since 30 June represents a 0.3% increase in total places.
- Providers that are active throughout the quarter and have changed their conditions to increase registered places have contributed to the overall increase in places. For example, there was a net reduction of 2,932 places in childcare on non-domestic premises due to providers leaving the sector. However, active providers in this type of childcare have increased the number of places by 2,953 during the same period. Although the number of providers decreased since June 2010, the number of places offered in this provision type has seen a small net increase of 21 places.
- The early years sector is fluid with many providers joining and leaving. The net increase of 722 providers during this quarter has arisen because 4,917 providers joined the sector and 4,195 left. This is the highest turnover in providers during one quarter since the start of the childcare movement analysis, at 30 September 2009.
- The numbers of both joiners and leavers have increased this quarter, compared with last quarter - by 26% and 38% respectively. However, the number of joiners is greater than the number of leavers, resulting in a positive net increase in total providers.

## Provider trends:

- The majority (60%) of childcare providers registered with Ofsted are childminders and almost a third (29%) of providers offer childcare on non-domestic premises. Although fewer in number, childcare on non-domestic premises are larger providers, accounting for 78% of the early years registered places. Childminders account for 22% of early years registered places.
- Childminder numbers continue to increase. There has been a 0.9% increase during this quarter and a total increase of 1,484 providers since September 2010.
- Conversely, provider numbers of childcare on non-domestic premises has been declining since December 2008. There was a net fall in numbers of 185 providers during this quarter, a 0.7% reduction since June 2011.
- Childcare on domestic premises accounts for less than 1% of registered childcare providers. These relatively small numbers continue to increase and are now, at 30 September 2011, over double the number registered at 31 December 2008.
- Home childcarer numbers have been increasing since the December 2008. This quarter there was a net increase of 368 providers, a 3.8% increase since June 2011.

## Methodology

1. Providers are the number of providers registered on the database at the end of the relevant period. These include providers on the Early Years and Childcare Registers.
2. Registered places are the number of children that may attend the provision at any one time. Registered places are not the number of places occupied, nor the number of children who may benefit from receiving places through providers offering sessions at different times of the day. Place numbers are only collected for providers on the Early Years Register.
3. Averages are used for a very small number of providers whose place numbers are not available at the time of the analysis. There may be small discrepancies in totals due to rounding.
4. Joiners are the number of providers that have been added to Ofsted's registration database during the period selected in the report. Most of these are new registrations, but figures also include providers that have re-activated registration or changed provider type or register. At the local authority or government office region, this may also include providers that have relocated into a new geographical area.
5. Leavers are the number of providers that have been edited in Ofsted's registration database to 'inactive' status during the period selected in the report. Most of these are resignations, but figures also include providers that have had registration cancelled or changed provider type or register. At the local authority or government office region, this may also include providers that have relocated out of a geographical area.

6. At the national level, the number of leavers and joiners reflect those who have left and joined the sector, while at the regional and local authority levels the statistics reflect those providers who have relocated as well. In order to capture geographical changes of providers, the joiners and leavers data are now extracted and postcodes compared to the Office for National Statistics (ONS) database on a daily basis.
7. Providers with no geographical match. Some providers have a protected status regarding their location, therefore no postcode are extracted through the database. The geographical location of all providers is assigned according to the ONS database based on postcode data, rather than, for example, the local authority as recorded in the registration data. A small number of providers, less than 1%, have postcodes that are not recognised for other reasons, such as partial data or new postcode area not yet updated in the database. These providers are recorded under the heading 'no region' and are included in national figures.
8. Movement in the childcare sector since the previous quarter: an improvement to the report has been implemented to eradicate rounding discrepancies. Therefore, there is a small difference in the number of places reported in the movement analysis compared with the final numbers published at the end of the previous quarter.

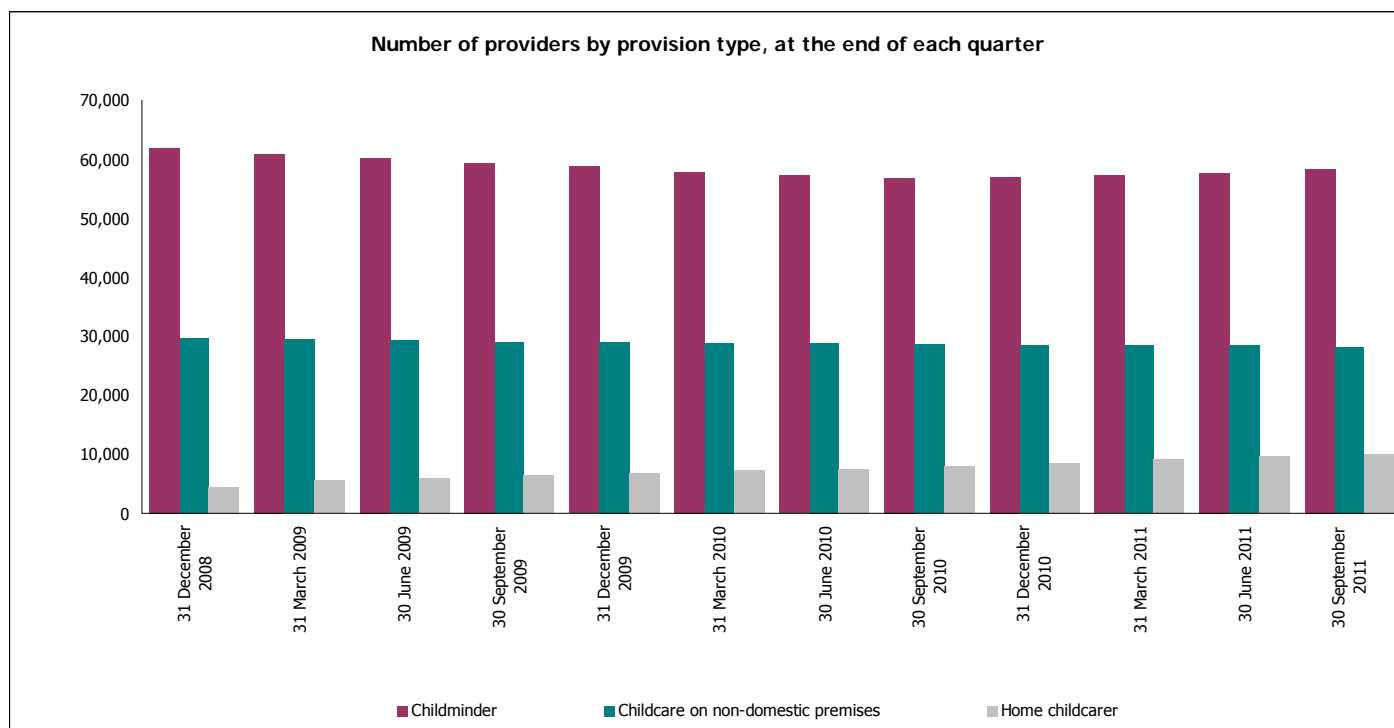
### **Additional information**

All the information and charts shown in this release, along with additional analysis by month and at regional and local authority level, are available in Excel format on the Ofsted website in the same location as this document.

**Chart 1:** Total number of childcare providers registered with Ofsted at the end of each quarter

Quarter ending	Provider Type				Total
	Childminder	Childcare on non-domestic premises	Childcare on domestic premises	Home childcarer	
31 December 2008	61,929	29,690	66	4,516	96,201
31 March 2009	60,915	29,458	72	5,481	95,926
30 June 2009	60,178	29,228	86	6,042	95,534
30 September 2009	59,323	29,128	95	6,348	94,894
31 December 2009	58,603	29,037	102	6,808	94,550
31 March 2010	57,732	28,820	104	7,214	93,870
30 June 2010	57,204	28,715	111	7,493	93,523
30 September 2010	56,710	28,558	106	7,867	93,241
31 December 2010	56,882	28,478	110	8,452	93,922
31 March 2011	57,228	28,439	119	9,153	94,939
30 June 2011	57,663	28,353	128	9,630	95,774
30 September 2011	58,194	28,168	136	9,998	96,496

Source: Ofsted registered childcare providers and places

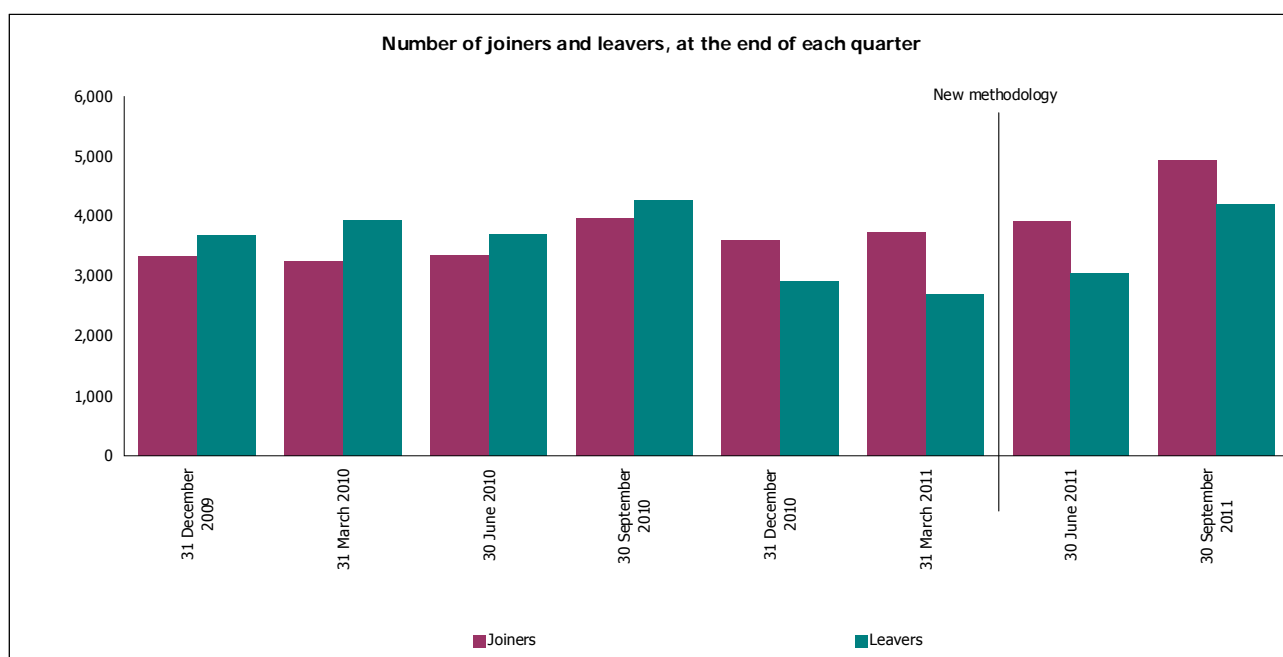


1. Childcare on domestic premises have been excluded in the graph above, because of their small number relative to other childcare provision types

**Chart 2: Total movement in the childcare sector since September 2009**

Quarter ending	Provider Type		
	Joiners	Leavers	Net change
31 December 2009	3,324	3,668	-344
31 March 2010	3,253	3,933	-680
30 June 2010	3,341	3,688	-347
30 September 2010	3,972	4,254	-282
31 December 2010	3,596	2,915	681
31 March 2011	3,720	2,703	1,017
30 June 2011	3,910	3,042	868
30 September 2011	4,917	4,195	722

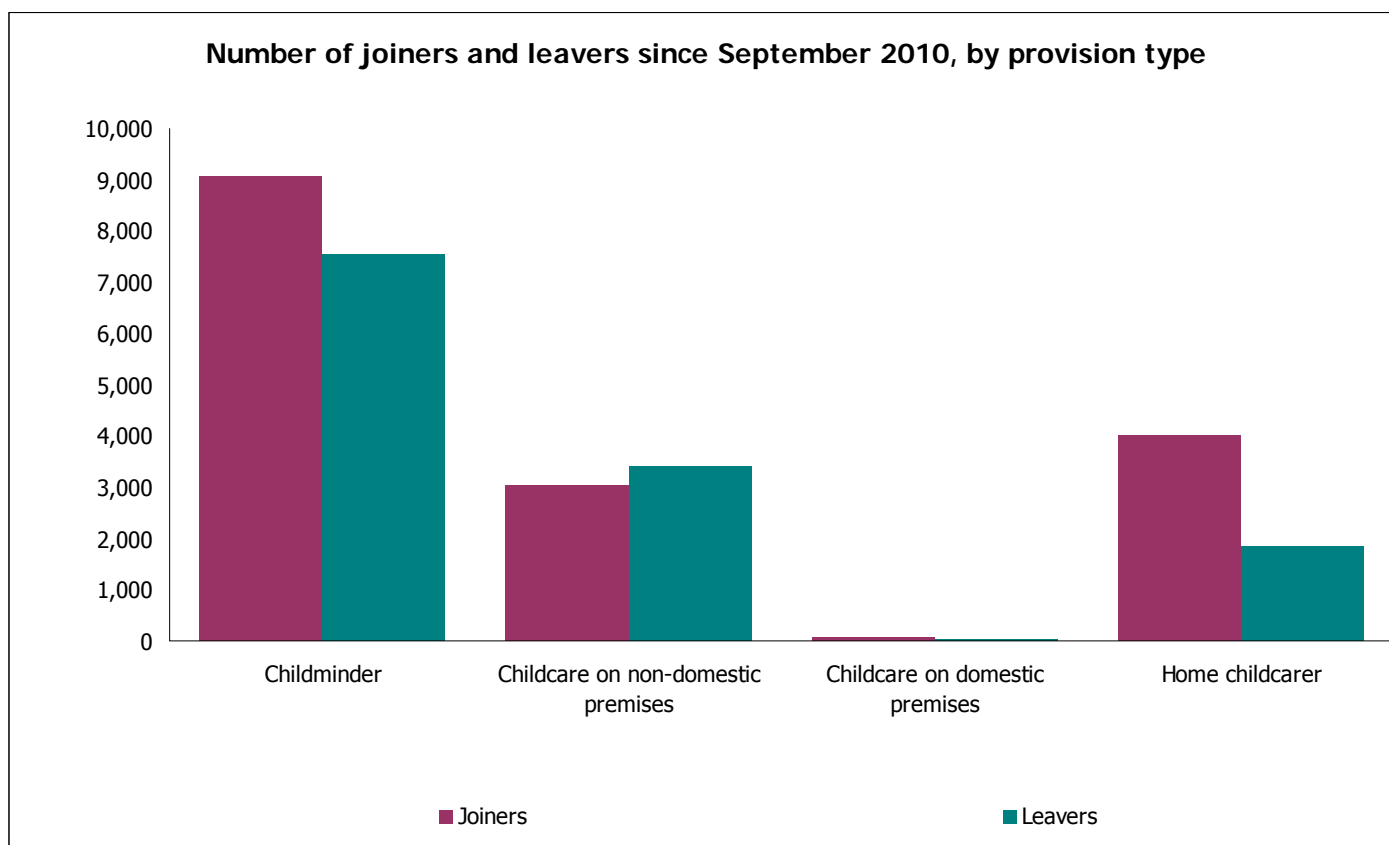
*Source: Ofsted registered childcare providers and places*



**Chart 3:** Total movement in the childcare sector between 30 September 2010 and 30 September 2011, by provider type

	Provider Type				Total
	Childminder	Childcare on non-domestic premises	Childcare on domestic premises	Home childcarer	
Joiners	9,058	3,016	67	4,002	16,143
Leavers	7,547	3,407	36	1,865	12,855

Source: Ofsted registered childcare providers and places





**Table 1: Registered childcare providers and places as at 30 September 2011: All England**

Provision on: <sup>1</sup>	Childminders		Childcare on:				Home childcarers		All	
	Providers	Places	non-domestic premises		domestic premises		Providers	Places	Providers	Places
			Providers	Places	Providers	Places				
All registers	53,956	267,309	16,742	688,716	102	1,668	–	–	70,800	957,693
EYR and CCR	3,135	14,438	1,616	68,429	14	238	–	–	4,765	83,105
EYR and VCR	13	43	141	6,638	0	0	–	–	154	6,681
EYR only	222	722	7,520	260,735	17	429	–	–	7,759	261,886
<b>EYR total</b>	<b>57,326</b>	<b>282,512</b>	<b>26,019</b>	<b>1,024,519</b>	<b>133</b>	<b>2,335</b>	<b>–</b>	<b>–</b>	<b>83,478</b>	<b>1,309,366</b>
CCR and VCR	576	–	405	–	1	–	–	–	982	–
CCR only	35	–	56	–	0	–	–	–	91	–
VCR only	257	–	1,688	–	2	–	9,998	–	11,945	–
<b>Total</b>	<b>58,194</b>	<b>–</b>	<b>28,168</b>	<b>–</b>	<b>136</b>	<b>–</b>	<b>9,998</b>	<b>–</b>	<b>96,496</b>	<b>–</b>

<sup>1</sup> Register(s): Ofsted register care provided for children on two registers, the Early Years Register (EYR) and the Childcare Register, which has a compulsory (CCR) and voluntary (VCR) component. People can apply to join one register or both registers at the same time. Most childcare providers caring for children aged under eight must register with Ofsted unless the law says they are not required to do so. If a childcare provider is not required to register with Ofsted, then in some circumstances they may choose to do so by joining the voluntary part of the Childcare Register (VCR). For further information, visit our website at:

<http://www.ofsted.gov.uk/Ofsted-home/Forms-and-guidance/Browse-all-by/Other/General/Factsheet-childcare-Registration-not-required>

**Table 2: Movement in the childcare sector between 30 June 2011 and 30 September 2011: All England**

	Childminders		Childcare on:				Home childcarers		All	
	Providers	Places	non-domestic premises		domestic premises		Providers	Places	Providers	Places
			Providers	Places	Providers	Places				
<b>Provision on Early Years Register <sup>1</sup></b>										
<b>Position at 30 June 2011</b>	56,796	278,278	26,167	1,024,498	123	2,099	–	–	83,086	1,304,875
Joiners	2,836	12,840	821	30,601	22	440	–	–	3,679	43,881
Leavers	-2,306	-10,547	-969	-33,533	-12	-301	–	–	-3,287	-44,381
Changes in place numbers	–	1,941	–	2,953	–	97	–	–	–	4,990
<b>Net overall change</b>	530	4,234	-148	21	10	236	–	–	392	4,491
<b>Position at 30 September 2011</b>	57,326	282,512	26,019	1,024,519	133	2,335	–	–	83,478	1,309,366
<b>Provision not on Early Years Register <sup>1</sup></b>										
<b>Position at 30 June 2011</b>	867	–	2,186	–	5	–	9,630	–	12,688	–
Joiners	90	–	174	–	0	–	974	–	1,238	–
Leavers	-89	–	-211	–	-2	–	-606	–	-908	–
<b>Net overall change</b>	1	–	-37	–	-2	–	368	–	330	–
<b>Position at 30 September 2011</b>	868	–	2,149	–	3	–	9,998	–	13,018	–
<b>All provision</b>										
<b>Position at 30 June 2011</b>	57,663	–	28,353	–	128	–	9,630	–	95,774	–
Joiners	2,926	–	995	–	22	–	974	–	4,917	–
Leavers	-2,395	–	-1,180	–	-14	–	-606	–	-4,195	–
<b>Net overall change</b>	531	–	-185	–	8	–	368	–	722	–
<b>Position at 30 September 2011</b>	58,194	–	28,168	–	136	–	9,998	–	96,496	–

Register(s): see footnote on Table 1

Places: Averages are used for a very small number of providers whose place numbers are not available at the time of the analysis. There is a very small discrepancy in totals due to rounding.

## **Glossary**

### **Childminder**

This is a person who is registered to look after one or more children, to whom they are not related, for reward. Childminders work with no more than two other childminders or assistants.

They care for:

- children on domestic premises that are not usually the home of one of the children unless they care for children from more than two families wholly or mainly in the homes of the families
- at least one individual child for a total of more than two hours in any day. This is not necessarily a continuous period of time.

### **Childcare providers on domestic premises**

These are people providing care on domestic premises with at least three other people. They can provide the care directly or employ people to work with them. The difference between childminding and childcare on domestic premises is the number of people involved. If four or more people look after children at any time they are providing childcare on domestic premises, not childminding.

### **Childcare providers on non-domestic premises**

These are people providing care for individual children in premises that are not someone's home. These premises can range from converted houses to purpose built nurseries.

### **Home childcarers**

Home childcarers care for children of any age up to their 18th birthday wholly or mainly in the home of a child being cared for, and care for children from no more than two families. They can only register on the voluntary part of the Childcare Register.

## Registers

Under the Childcare Act 2006, childcare providers register on either or both of two registers:

- The Early Years Register, which is for providers who care for children from birth to the 31 August following their fifth birthday, and who must deliver the Early Years Foundation Stage
- The Childcare Register, which has two parts:
  - a compulsory part, for providers who care for children aged from the end of the Foundation Stage up to and including age seven
  - a voluntary part, for providers who care for children aged eight and over and those for whom registration is not compulsory, for example nannies.

Further information about how Ofsted registers childcare providers can be found at:

<http://www.ofsted.gov.uk/Ofsted-home/Forms-and-guidance/Browse-all-by/Care-and-local-services/Childcare/Registration>

© Crown copyright

You may re-use this information (not including logos) free of charge in any format or medium, under the terms of the Open Government Licence. To view this licence, visit <http://www.nationalarchives.gov.uk/doc/open-government-licence/> or write to the Information Policy Team, The National Archives, Kew, London, TW9 4DU or e-mail: [psi@nationalarchives.gsi.gov.uk](mailto:psi@nationalarchives.gsi.gov.uk).