

Key statistics 2009



Key statistics 2009

The Quality Assurance Agency for Higher Education (QAA) has prepared this overview of Access to Higher Education (HE) statistics in collaboration with:



- the Higher Education Statistics Agency (HESA)
- UCAS
- the Data Service - the source of data for post-16 further education, supported by the Learning and Skills Council (LSC)
- Welsh Assembly Government Department for Children, Education, Lifelong Learning and Skills (DCELLS).

QAA is grateful to these agencies for their involvement and willing contributions to this project. Information about significant differences in the data sets is provided overleaf. The data provides an overview of Access to HE provision and is not intended to be used by organisations for setting internal targets or for benchmarking purposes.

Access to HE students and courses

This information relates to students on QAA-recognised Access to HE courses during 2007-08. Information about numbers and characteristics of Access to HE students is derived from data provided to the Data Service and DCELLS by providers in England and Wales.

How many Access to HE students were there in 2007-08?

(Data Service/DCELLS - 2007-08)

A total of **35,675** students were registered on QAA-recognised Access to HE courses, of which 3,610 students were expected to finish after August 2008.

32,065 students were registered on QAA-recognised Access to HE courses in 2007-08 and were expected to finish by August 2008. Of these, **30,850** were registered in England by the LSC; **1,215** were registered in Wales by DCELLS. In addition, 670 students undertook Access to HE courses in higher education institutions (HEIs) (not included in the Data Service and DCELLS data).

What were the characteristics of Access to HE students?

(Data Service/DCELLS - 2007-08)

This information relates to the Data Service and DCELLS learner registrations, excluding the 670 learners in HEIs. Percentages are based on totals excluding 'not known/not provided' figures.

Gender

- 73% women
- 27% men

Ethnicity

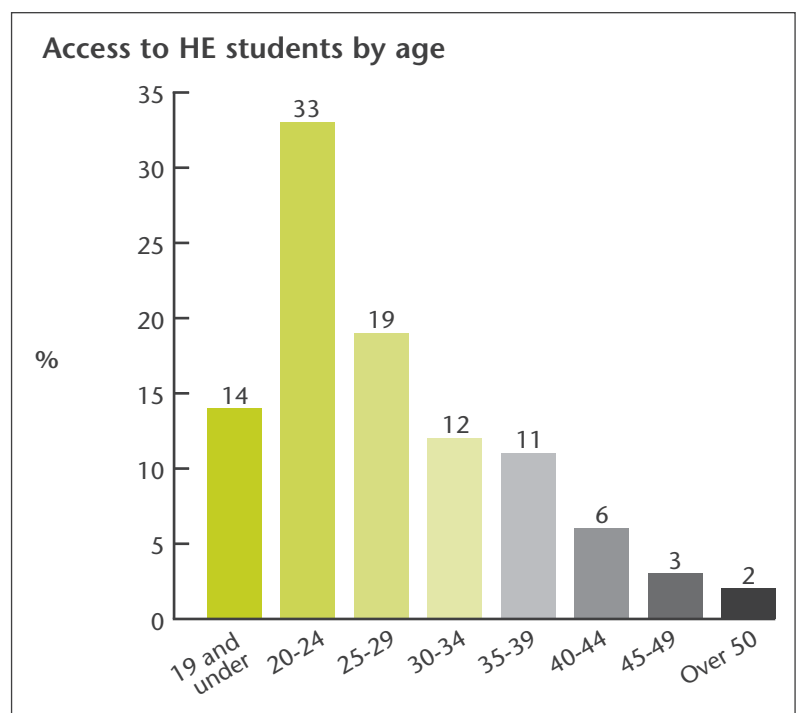
- 70% White
- 15% Black or Black British
- 6% Asian or Asian British
- 1% Chinese
- 7% Mixed and Any other

[825 not known/not provided]

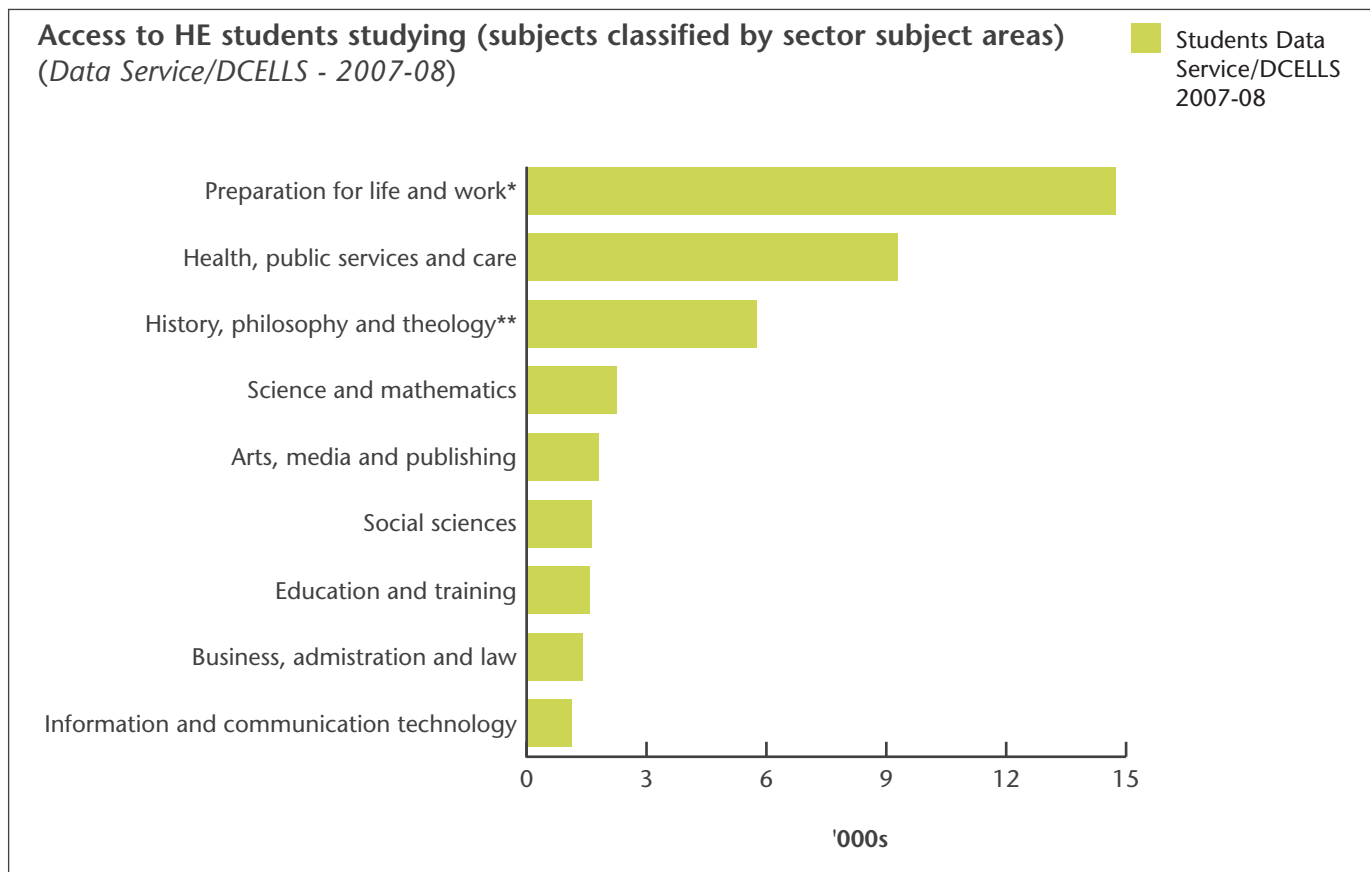
Disability

- 6% stated that they had a disability
- 94% stated that they had no disability

[2,295 not known/not provided]



What are the main areas of study for students on Access to HE courses?



* Preparation for life and work is likely to include combined courses

** History, philosophy and theology includes all humanities subjects

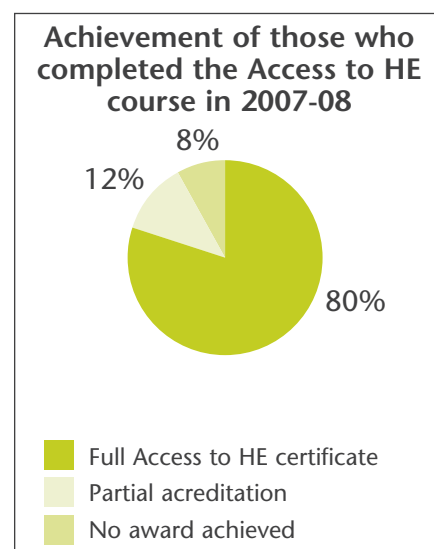
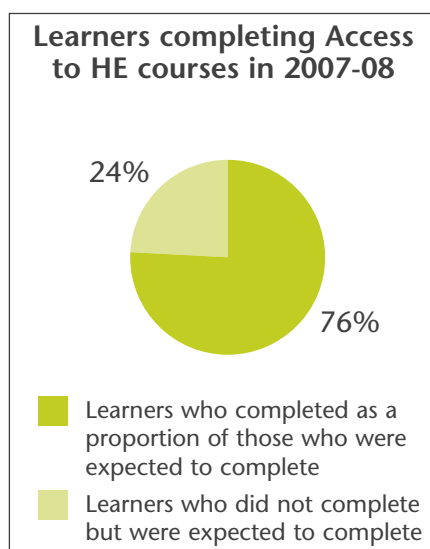
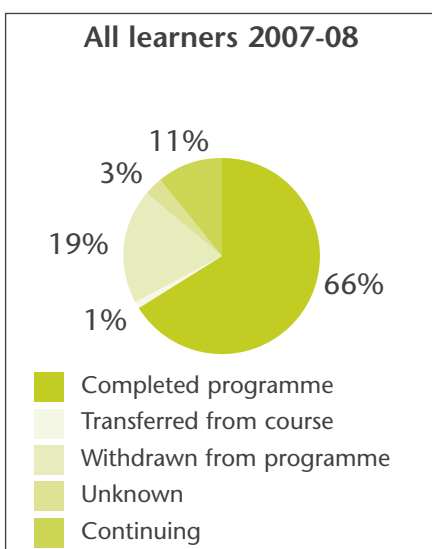
What did Access to HE students achieve at the end of their courses?

(QAA - 2007-08)

Learner completions and achievement are based on data provided to QAA by the Access Validating Agencies in England and Wales. This data is not directly comparable to the Data Service and DCELLS data provided for learner registrations owing to differences in the data sets.

The number of Access to HE certificates awarded in 2007-08 was **18,840**. The number of students receiving partial accreditation during the same period was **3,965**.

The success rate, calculated as the number of learners awarded an Access to HE certificate (18,840) divided by the number of learner registrations who did not transfer out and were expected to complete in 2007-08 (30,805), was **61 per cent**.



Access to HE students' progression to HE

UCAS data in this report is based on the 2008-09 entry cycle and is restricted to applicants who were known to have an access qualification and who were domiciled in England or Wales. UCAS data includes applicants to full-time degree, Foundation Degree, DipHE or HND/HNC courses through the UCAS scheme.

How many Access to HE students applied to higher education?

(UCAS/UCAS courses formerly recruited through the Nursing and Midwifery Admissions Service (NMAS) - 2008-09 entry)

Applicants:	21,405 applied to HE through UCAS
	4,150 applied to courses formerly recruited through NMAS (5.3 per cent of all applicants applying to UCAS courses and courses formerly recruited through NMAS)
Accepted applicants:	14,470 were accepted through UCAS
	2,220 were accepted to courses formerly recruited through NMAS (4.6 per cent of applicants accepted to UCAS courses and courses formerly recruited through NMAS)

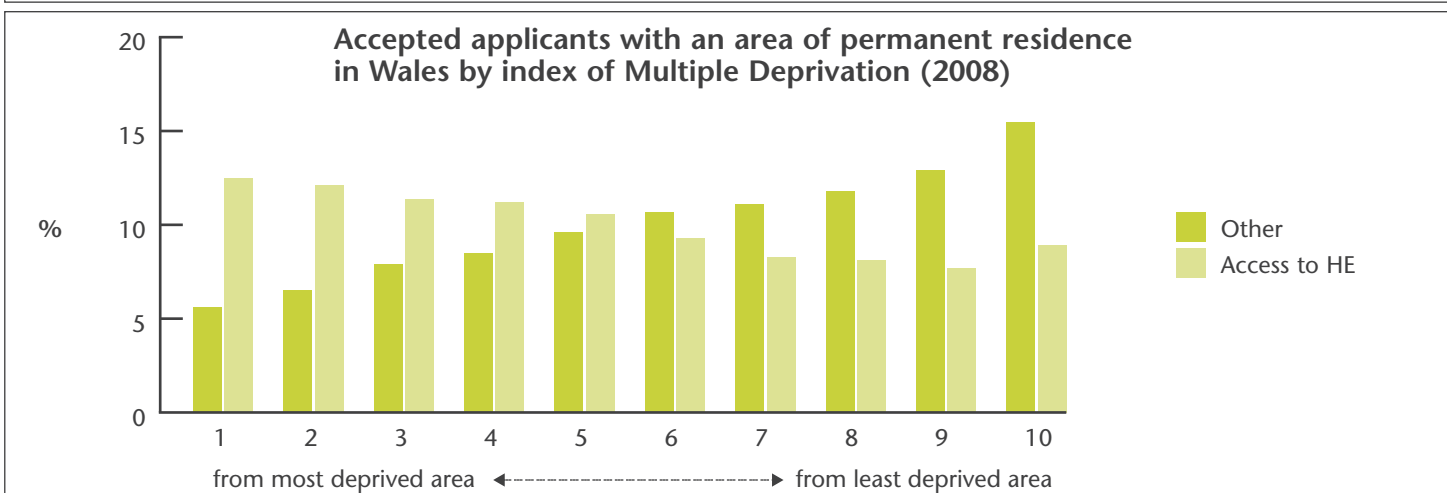
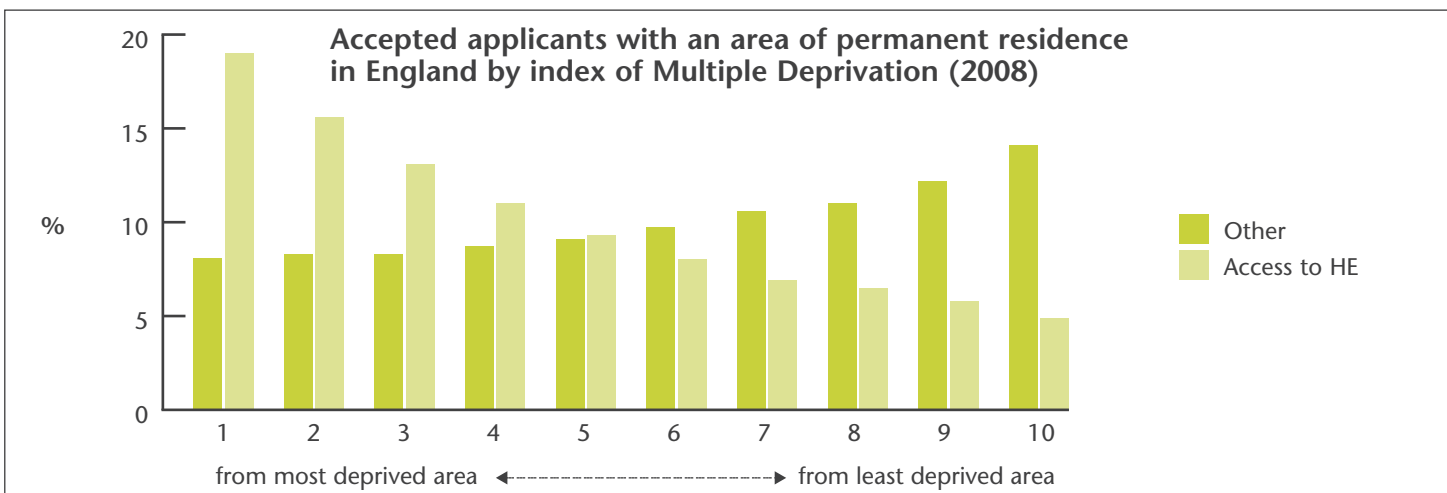
Note: applicants may be double counted if they applied to both UCAS courses and UCAS courses that formerly recruited through NMAS. This is the last year that applicants and accepted applicants applying through UCAS and to courses formerly recruited through NMAS will be counted separately.

What were the characteristics of Access to HE students applying to HE?

Socio-demographic indicators

(UCAS - 2008-09 entry)

The following charts provide the breakdown of accepted Access to HE applicants by Index of Multiple Deprivation (IMD). These have been appended to UCAS data using home postcodes to identify Lower Layer Super Output Areas (National Statistics Postcode Directory: February 2008). IMD rankings for England were allocated using the 2007 IMD (source: Department of Communities and Local Government) and IMD rankings for Wales were allocated using the Welsh IMD 2008 (source: Local Government Data Unit - Wales). The diagram below denotes those living in the most deprived areas. Further information can be found at: www.communities.gov.uk/communities/neighbourhoodrenewal/deprivation/deprivation07



How many former Access to HE students registered in HEIs?

(HESA - 2007-08 entry)

HESA statistics presented here include students registered on HE programmes at HEIs in England and Wales in 2007-08 who entered their programme with a QAA-recognised Access to HE qualification. HESA data includes full and part-time students.

Registrations: 12,080 (10,630 full-time, 1,450 part-time) entered undergraduate programmes in HEIs with a QAA-recognised Access to HE qualification (1.8 per cent of all entrants).

(The number of former Access to HE students studying in further education colleges (FECs) is unknown.)

What were the characteristics of former Access to HE students in HEIs?

Ethnicity

(HESA - 2007-08 entry)

Of undergraduate entrants with a QAA-recognised Access to HE qualification, 35 per cent were from ethnic minority groups. Of all other entrants, 18 per cent were from ethnic minority groups.

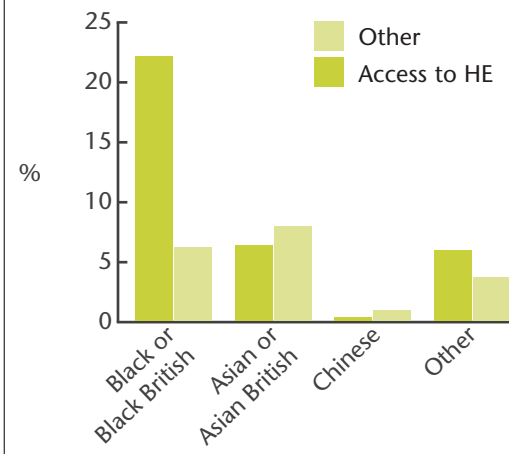
What were the main areas of study in HE for former Access to HE students?

(HESA - 2007-08 entry)

The subject areas in which students with an Access to HE qualification were registered in greatest numbers were:

	FT	PT	Total
Subjects allied to medicine	4,270	365	4,635
Social studies	1,585	130	1,715
Biological sciences	920	60	975
Education	640	335	975
Business and administrative studies	680	105	785

Non-white entrants to HE with an Access to HE or other qualification



What happened to former Access to HE students in HE?

(HESA - 2005-06 entry)

The following table shows the percentage of mature (over 21) full-time first-degree students not continuing in HE after their first year in an institution. Note that A-level includes Scottish Highers. The table refers to entrants to HEIs in 2005-06, and whether or not they continued in HE in 2006-07.

Entry qualifications	No of entrants	Non-continuation rates (%)
Access to HE (QAA recognised)	7,015	14.1
Other access courses and foundation courses	5,905	13.7
BTEC or VCE or GNVQ	4,490	16.8
A-levels or Highers:		
● zero or unknown tariff	6,390	17.4
● 160 tariff score or Baccalaureate	5,050	12.3
● 161 up to 200 tariff score	1,570	13.2
● 201 up to 230 tariff score	960	9.8
● 231 up to 290 tariff score	2,410	12.0
● >290 tariff score	4,110	9.8
Higher education qualification	22,565	12.5
Other, including unknown	11,550	18.9
All entry qualifications	72,020	14.3

Access to HE trends

Access to HE courses

QAA-recognised Access to HE courses running:

2005-06:	1,079
2006-07:	1,057
2007-08:	1,210

Access to HE registrations

Students registered on QAA-recognised Access to HE courses, and expected to complete in same year:

2005-06:	35,400
2006-07:	33,165
2007-08:	32,065

Access to HE certificates awarded

Students awarded Access to HE certificates:

2005-06:	20,920
2006-07:	19,925
2007-08:	18,840

Applications and acceptances to HE

Access students applying through UCAS and courses formerly recruited through NMAS:

	<i>Applicants</i>	<i>Acceptances</i>
2006-07 entry	21,410	14,205
2007-08 entry	22,305	15,250
2008-09 entry	25,555	16,690

Figures include QAA-recognised and other access

Entrants to HEIs from QAA-recognised Access to HE courses

QAA-recognised Access to HE students registering on HE courses:

2005-06:	12,630
2006-07:	12,275
2007-08:	12,080

The number of former Access to HE students studying in FECs is unknown

Entrants to HEIs from other 'access' courses

Other 'access' students registering on HE courses:

2005-06:	3,805
2006-07:	3,935
2007-08:	4,520

Where can I find out more?

More detailed statistics on Access to HE provision and students' progression in HE is provided in the Joint agency statistical report (Access to HE) 2009, available on the Access to HE website (www.accesstohe.ac.uk).

Making sense of the figures

When reading *Key statistics 2009*, please bear in mind that the data sets provided by the different agencies are not directly comparable, for the reasons given below.

In line with QAA's rounding policy, all numbers relating to students shown in this paper are rounded to the nearest five, the consequence of which is that the sum of numbers in each row or column might not match the total shown.

Data published here is not intended to be used by institutions to set targets for individual Access to HE courses.

QAA: Figures relate to students on recognised Access to HE courses during 2007-08. Figures include full and part-time students on QAA-recognised courses in England and Wales. While most of these courses are funded by the LSC or DCELLS, information relating to some other courses may also be included here. The definition of a 'course' was changed for the 2007-08 data collection; therefore, comparison with previous years' data is not appropriate. Data presented by QAA has been gathered from the 15 Access Validating Agencies in England and Wales.

QAA Tel: 01452 557 000 Web: www.accesstohe.ac.uk

The Data Service and **DCELLS** collect statistics about students on Access to HE courses in England and Wales, respectively. The Data Service and DCELLS do not collect data about students on Access to HE courses in HEIs.

Data Service

Tel: 08702 670 001 Web: www.thedataservice.org.uk

Welsh Assembly Government Department for Education Lifelong Learning and Skills

Tel: 0845 010 3300 Web: www.wales.gov.uk

UCAS: Figures relate to applicants and accepted applicants to HE in the 2008-09 entry cycle. Accepted applicant figures include some applicants who were accepted on to a course in the 2008-09 entry cycle, but chose to defer their entry until the subsequent academic year. UCAS data does not include applicants to part-time HE courses, but does include some applicants to HE courses at FE institutions. UCAS qualifications data provided directly by the applicant gives a broad indication of the type of qualifications that an applicant may have held or be sitting. The increase in the figures for courses formerly recruited through NMAS compared to 2007 NMAS figures is partially due to the qualification coding mechanisms in place across the two systems. Access qualifications are not verified or confirmed by UCAS; we do not know if an applicant declaring an access qualification in his or her HE application subsequently achieved this. This data does not distinguish between QAA-recognised Access to HE courses and other 'access' courses.

UCAS Tel: 01242 222 444 Web: www.ucas.com

HESA: Figures for 2007-08 relate to students entering undergraduate programmes during that year. This is therefore not the same cohort of students as reported by QAA and UCAS for students on Access to HE courses and applying to HE during that year. HESA figures include all students (full and part-time) registered in the first year of undergraduate courses, whatever their application route, but they do not include students who progress to HE courses in FECs. For the 2007-08 year, HESA data distinguishes between students entering with QAA-recognised Access to HE qualifications and other 'access' certificates. The figures presented here relate only to holders of QAA-recognised Access to HE qualifications.

In 2004 HESA took over the calculation and publication of the performance indicators (PIs) for HEIs. These PIs - published in previous years by the Higher Education Funding Council for England - include information about the progress of students at individual HEIs and their employment outcomes. The full PI publication can be found at www.hesa.ac.uk/pi

HESA Tel: 01242 255 577 Web: www.hesa.ac.uk



Llywodraeth Cynulliad Cymru
Welsh Assembly Government

UCAS



© The Quality Assurance Agency for Higher Education 2009

ISBN 978 1 84482 939 2

The Quality Assurance Agency for Higher Education

Southgate House
Southgate Street
Gloucester
GL1 1UB

Tel 01452 557000

Fax 01452 557070

Email comms@qaa.ac.uk

Web www.qaa.ac.uk

Registered charity numbers 1062746 and SC037786

QAA 290 05/09