

Statistics Bulletin

Higher Qualifications Quarterly:
April to June 2012



August 2012

Ofqual/12/5206

Contents

Key findings	2
Introduction.....	3
Geographical coverage	4
Qualification type	4
Revisions	4
Completeness of the data	5
Definitions	5
Regulated higher qualifications.....	7
Achievements	9
Awarding organisations	12
Sector subject area.....	15
Type of qualification.....	18
Level of qualification	20
Appendix.....	22

Key findings

In this bulletin we present data on achievements for higher qualifications in England, Wales and Northern Ireland, during the quarter April to June 2012.

There were 27,000 achievements in higher qualifications in April to June 2012, an increase of 3 per cent on the same quarter of 2011. This figure covered 660 individual qualifications. Higher qualifications cover all qualifications at level 4 and above, excluding university degrees. (Level 4 qualifications are equivalent to post A level).

The individual qualification with the most achievements was the CII Level 4 Diploma in Financial Planning (QCF) with 2,200.

Since 2010 there has been significant growth in available higher qualifications. This increase is in line with the transition of qualifications to the Qualifications and Credit Framework (QCF), which started to see large growth at the beginning of 2010.

While there was an increase in the number of available higher qualifications – 2,206 in April to June 2012 compared with 1,841 in 2011 (representing 20 per cent growth) – there has not yet been a sizeable increase in the number of achievements. This is probably due to higher qualifications generally taking a longer period of time to complete.

In April to June 2012 achievements for higher qualifications were awarded by 83 awarding organisations. Pearson Education Ltd (Edexcel) awarded the most achievements (4,900).

The sector subject area with the most achievements was business, administration and law (12,500, representing 46 per cent of the total achievements in higher qualifications).

The higher qualification type with the greatest number of achievements was the QCF type with 22,750 (representing 84 per cent of the total).

The level with the most achievements was level 4, which awarded 16,450 achievements, representing 61 per cent of the total.

Introduction

This statistical bulletin is published by the Office of Qualifications and Examinations Regulation (Ofqual). We regulate qualifications, examinations and assessments in England and vocational qualifications in Northern Ireland.

Under the Apprenticeships, Skills, Children and Learning Act 2009, one of our key objectives is to improve public confidence in regulated qualifications and assessments by raising awareness and understanding of the qualifications we regulate. This bulletin contributes to our meeting this objective.

In this bulletin we present data on achievements for regulated higher qualifications in England, Wales and Northern Ireland during the quarter April to June 2012. Similar statistics for Scotland can be found on the Scottish Qualifications Authority website.¹

This bulletin covers higher qualifications of all types at level 4 and above (equivalent to post A level). It does not include university degrees, which are regulated by the Quality Assurance Agency (QAA).

This bulletin is one of a suite of three publications presenting quarterly data on achievements for regulated qualifications, excluding GCSEs, GCEs² and the Diploma and its components. The other two bulletins are:

- Vocational and Other Qualifications Quarterly (covers all regulated qualifications (excluding GCSEs, GCEs and the Diploma), which will overlap with this bulletin as vocational and other qualifications can also be higher level qualifications. Please refer to this bulletin for an overview of all regulated qualifications (excluding GCSEs, GCEs and the Diploma).
- Supplemental Qualifications Quarterly (covers entry to level 3 for basic skills, entry level, English for speakers of other languages (ESOL), free-standing mathematics qualifications, functional skills, key skills and other general qualifications).

¹ The Scottish Qualifications Authority (SQA) is the national accreditation and awarding organisation in Scotland (www.sqa.org.uk/sqa/42397.html)

² Data for GCSEs and GCEs can be found on the Joint Council for Qualifications (JCQ) website at www.jcq.org.uk/national_results/index.cfm or at www.ofqual.gov.uk/research-and-statistics/statistics/general-data

Each quarter, awarding organisations submit to us data on the number of achievements for regulated qualifications (excluding GCSEs and GCEs) during the quarter. Achievements are awarded in the quarter during which the final certificates are issued. This bulletin presents this data, giving information on the number of achievements by awarding organisations, sector subject area, type and level of qualification. All regulated qualifications are included, regardless of age of student, centre type and funding status of the qualification.

Geographical coverage

In this bulletin we present achievements for higher level regulated qualifications (excluding the Diploma and its components) in England, Wales and Northern Ireland during the quarter April to June 2012.

In 2011 we started to collect data for England, Wales and Northern Ireland individually. From 2012 we are also producing a separate bulletin presenting achievements in Northern Ireland only. This is available on our website: www.ofqual.gov.uk/standards/150/909.

Qualification type

At the point of accreditation, regulated qualifications are classified into 18 qualification types. We recognise that the classification system is not ideal, as very similar qualifications may appear under different types, for example NVQs and the QCF, and some qualifications are miscoded. We are working with experts to investigate how this situation might be improved in the future.

This bulletin presents figures for six of these types: ESOL, higher level, key skills, NVQs, qualifications on the QCF, and occupational qualifications. Please note that the figures relate to qualifications in these types that are at level 4 or above.

Revisions

Once published, data on the number of certifications for any qualification is not usually subject to revision. However, data may be revised in subsequent bulletins due to data arriving late or if an error is identified. Qualifications may also be re-categorised to a different type, level, sector subject area or awarding organisation. In some cases, this may result in previous data being amended to reflect the new categorisation.

In this bulletin some figures have been revised since the January to March 2012 bulletin. These revisions were due to historical updates from two awarding organisations.

Completeness of the data

Awarding organisations send us data every quarter. We contact any awarding organisation that does not return a complete set of data within the collection period to ensure that the data is as complete as possible. For this quarter, we received data from all the awarding organisations.

Figures in the commentary and the tables for the number of achievements awarded are rounded to the nearest 50. This reflects the inaccuracies inherent in any large-scale data collection. As a result of rounded figures, the percentages shown in pie charts will not necessarily sum to 100 per cent.

Due to seasonal variation in the number of achievements over the year, comparisons in this bulletin are only made to data in the same quarter of the previous year.

Raw data, dating back to 1989, is available in the Regulated Qualifications Activity data set in the statistics section of our website: www.ofqual.gov.uk/research-and-statistics/statistics/vocational-data.

Definitions

Some of the key terms used in this bulletin are defined as follows:

- Accreditation – a process that reviews and confirms achievement to specific criteria and standards.
- Achievement – any award that is not graded as U, Absent or X
- Available qualification – a qualification eligible for an award
- Awarding organisation – organisations recognised to develop, deliver and award descriptions of qualifications.
- Active qualification – a qualification eligible for award to students, even if the qualification is no longer available for enrolment
- Certification – a formal acknowledgement of student achievement
- Recognition – an evidence-based process of achieving compliance with the criteria for recognition.

A glossary is available on our website at: www.ofqual.gov.uk/files/2010-11-26-statistics-glossary.pdf . It provides further details on sector subject area classifications and qualification types and levels.

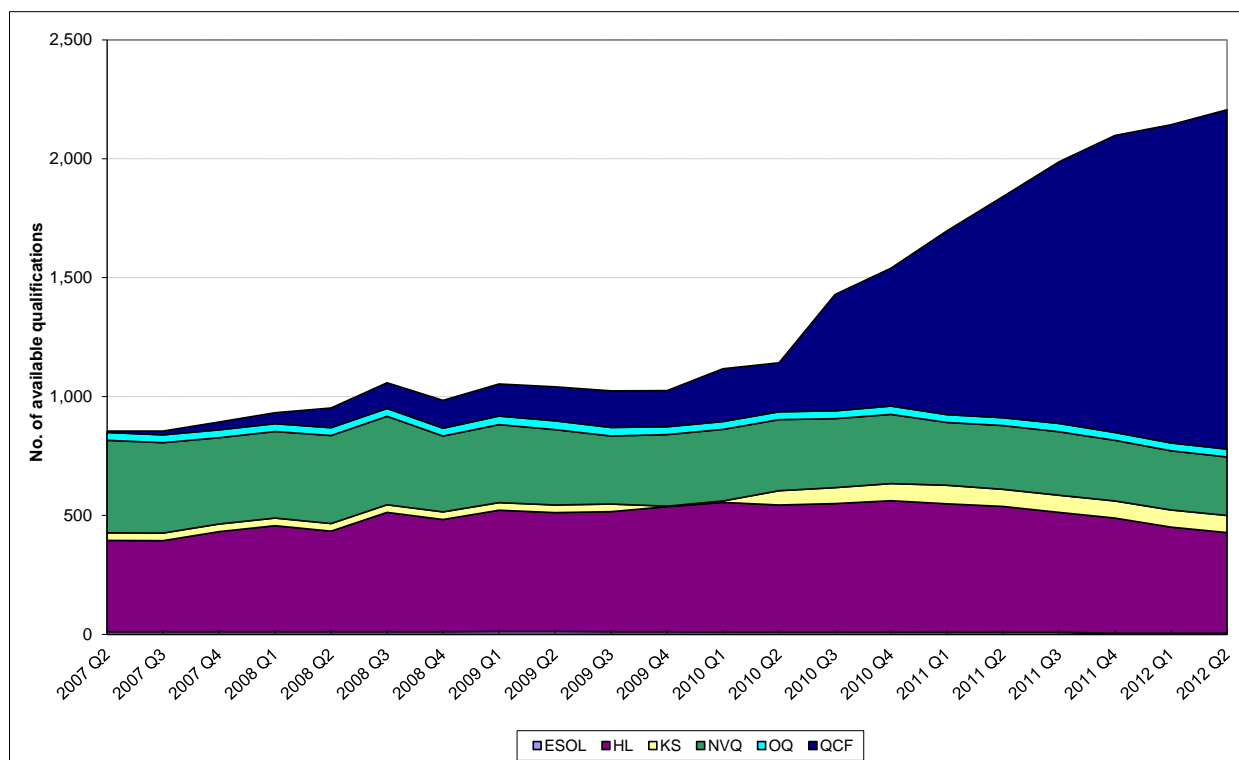
In this bulletin 'quarter' refers to calendar quarters. So quarter 1 (Q1) refers to January to March, quarter 2 (Q2) to April to June, quarter 3 (Q3) to July to September, and quarter 4 (Q4) to October to December.

We are continually striving to improve the quality and coverage of information in these quarterly updates, and we welcome any suggestions or comments regarding this bulletin. Our contact details are at the end of this document.

Regulated higher qualifications

There are 2,206 available regulated higher qualifications. This is an increase of 20 per cent on the same quarter of 2011. These available qualifications comprise 1,427 qualifications on the QCF, 423 higher level, 246 NVQ, 72 key skills, 33 occupational and 5 ESOL qualifications (see figure 1). For more detailed information see table 1 in the appendix.

Figure 1: Number of available regulated higher qualifications per quarter by qualification type, April–June 2007 (2007 Q2) to April–June 2012 (2012 Q2)



The continual growth of available higher qualifications is in part due to their being available on the QCF. The QCF began in 2008 after tests and trials. The large increase in available higher qualifications since 2010 is in line with the transition of qualifications to the QCF.

However, we do not see a steep, corresponding decline in the number of available qualifications of the other types, although there is a clear gradual decline in qualifications of the higher level type. We do see a decline in the number of achievements for these qualification types.

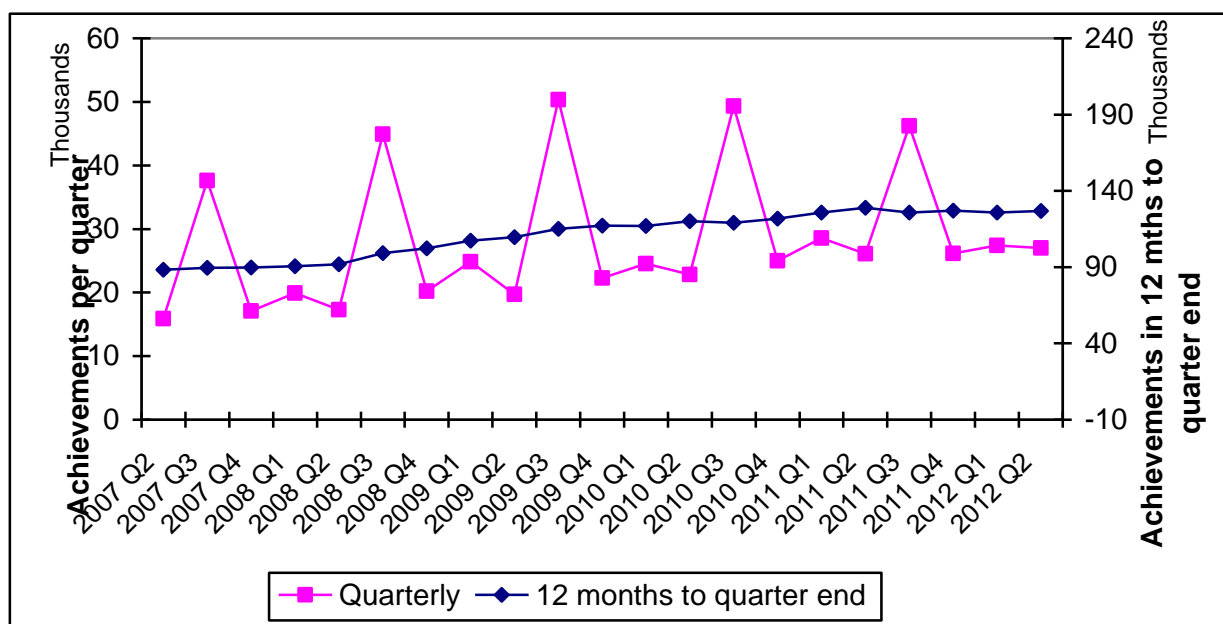
During this quarter, 130 new higher qualifications were added to the list of available regulated qualifications. All of these were of QCF type.

In addition, no existing higher qualifications were re-categorised to a different type or level, and none changed sector subject area code. Since the previous quarter, no qualifications have transferred between awarding organisations.

Achievements

There were 27,000 achievements awarded for regulated higher qualifications in April to June 2012, an increase of 3 per cent on the same quarter of 2011 (see figure 2). For more information see table 2 in the appendix.

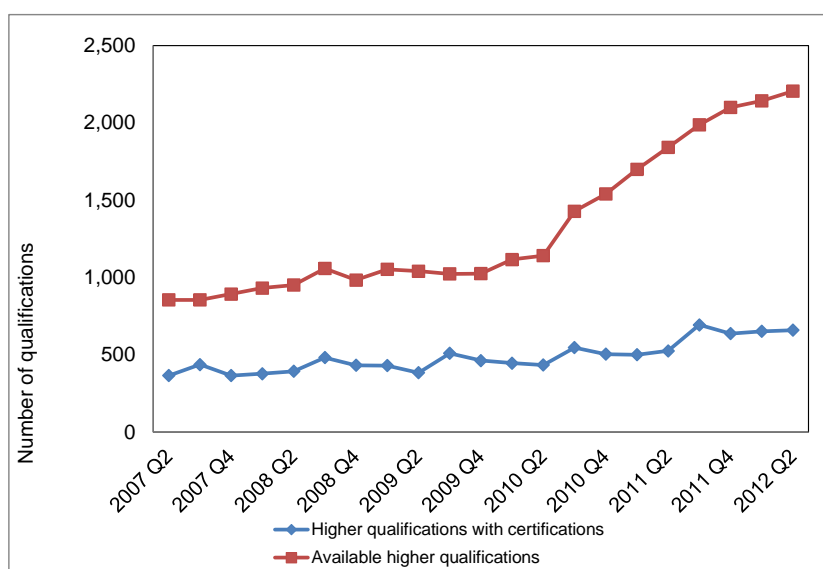
Figure 2: Total higher qualification achievements per quarter, and total achievements in 12 months to the end of each quarter, April–June 2007 (2007 Q2) to April–June 2012 (2012 Q2)



From figure 2 we can see that there was a general increase in the number of achievements from 2007 until 2010 but there was a reduction in this growth in the past year. The general increase was partly a result of the increasing number of achievements for QCF qualifications. The number of achievements for QCF qualifications increased sufficiently in the current quarter to counteract the decrease in the other qualification types (see table 6 in the appendix). The 12 months to quarter end series shows clearly the overall increase in achievements over the last five years, but it is again clear that the increase has been less significant over the past year (the quarter with the highest 12-month sum of achievements was 2011 Q2).

Figure 3 shows there was a steady seasonal increase in the number of higher qualifications awarded. This contrasts with the significant increase in the number of available higher qualifications, as mentioned earlier. However, we would not expect to see a significant increase in the number of achievements or the range of qualifications awarding until later in 2012, as it takes time for the new available qualifications to be taken and awarded.

Figure 3: Total available higher qualifications per quarter, and total qualifications awarding, April–June 2007 (2007 Q2) to April–June 2012 (2012 Q2)



The achievements in April to June 2012 covered 660 individual qualifications, with a wide range in the number of achievements per qualification. For 52 qualifications there were more than 100 achievements during April to June 2012, and for three qualifications there were at least 1,000 achievements.

Figure 4: Top five higher qualifications by number of achievements, April to June 2012 (April to June 2011 figures shown for comparison).

Qualification	Number of achievements		% change
	April to June 2011	April to June 2012	
CII Level 4 Diploma in Financial Planning (QCF)	1300	2200	69
City & Guilds Level 4 Award in Preparing to Teach in the LifeLong Learning Sector (QCF)	1850	1750	-5
UAL Level 4 Foundation Diploma in Art and Design (QCF)	Unavailable	1500	N/A
Cambridge ESOL Level 5 Certificate in Teaching English to Speakers of Other Languages (CELTA) (QCF)	750	900	20
AAT Level 4 Diploma in Accounting (QCF)	400	850	113

All five of the above qualifications are on the QCF.

The AAT Level 4 Diploma in Accounting (QCF) showed a 113 per cent increase in the number of certifications, but this may be a deceptive figure as the majority of the achievements for this qualification may have been awarded to students who would previously have taken the AAT Level 4 NVQ in Accounting.

A large increase was also seen in CII Level 4 Diploma in Financial Planning (QCF) with 2200 achievements in April to June 2012. This represents an increase of 69 per cent. A factor which is likely to increase the uptake of this qualification is the Retail Distribution Review, carried out by the Financial Services Authority. The Financial Services Authority requires financial advisers to have at least a qualification at level 4 by the end of 2012, where previously it required a qualification at level 3.

The City & Guilds Level 4 Award in Preparing to Teach in the LifeLong Learning Sector (QCF) is the only qualification in the top five to see a decline in the number of achievements when compared with the same quarter in 2011.

The 50 qualifications with the most achievements are listed in table 3 in the appendix.

Awarding organisations

There are 118 recognised awarding organisations that offer regulated higher qualifications.

In April to June 2012, 83 awarding organisations awarded achievements in higher qualifications.

It is clear from figure 5 below that there was a gradual increase in both the number of awarding organisations with available higher qualifications and the number of organisations awarding higher qualifications. However, the latest quarter shows a slight decrease in the number of organisations awarding higher qualifications.

Figure 5: Total number of awarding organisations with at least one available higher qualification per quarter, and awarding organisations with at least one qualification award, April–June 2007 (2007 Q2) to April–June 2012 (2012 Q2)

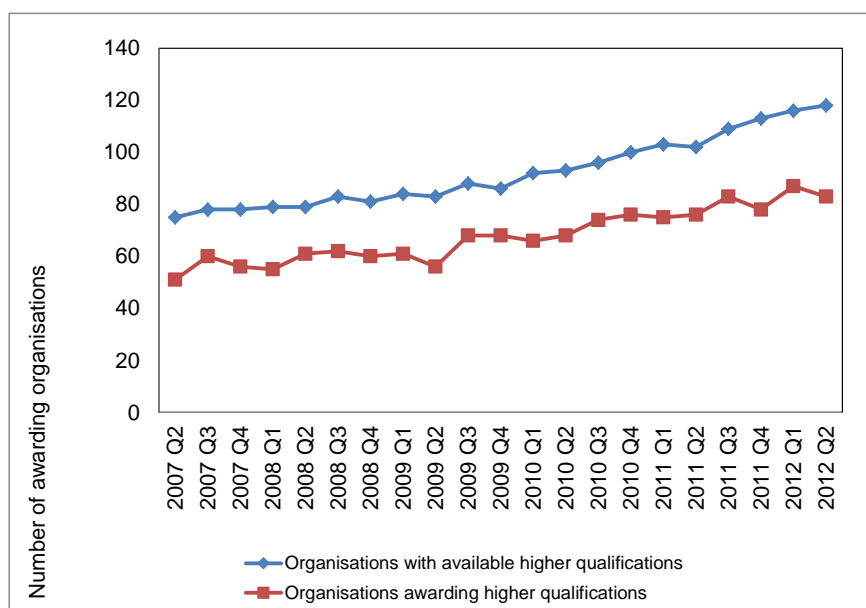


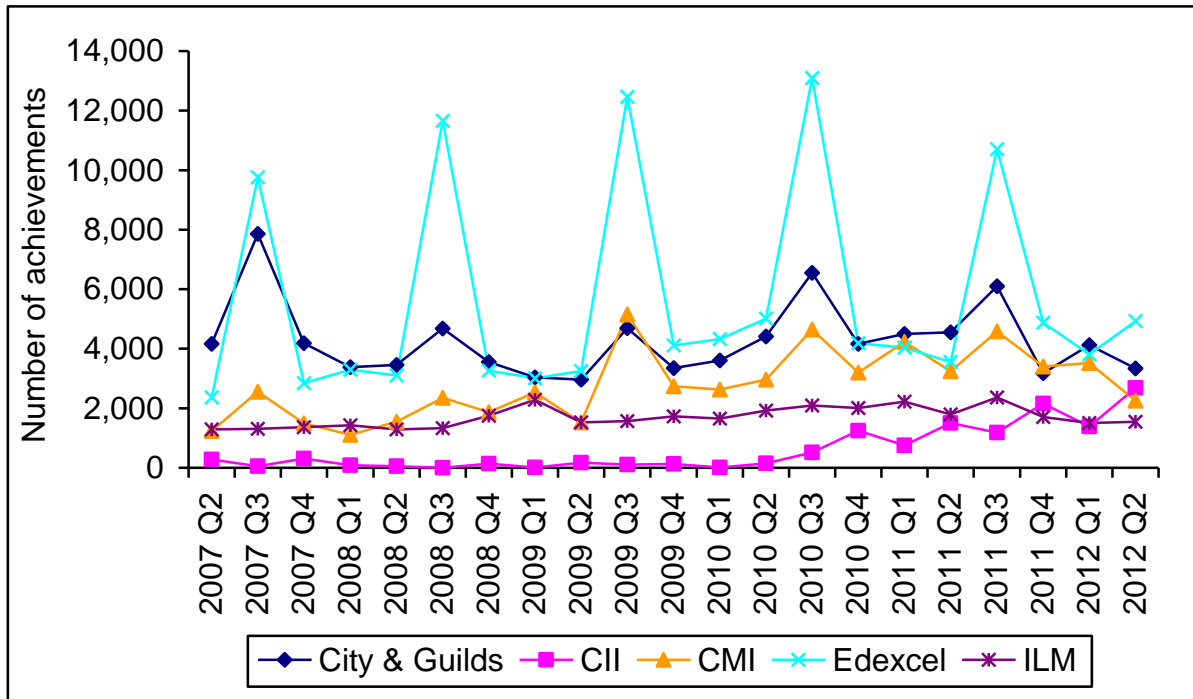
Figure 6: Top ten awarding organisations by number of achievements in higher qualifications, April to June 2012 (April to June 2011 figures shown for comparison).

Awarding organisation	Number of achievements		% change
	April to June 2011	April to June 2012	
Pearson Education Ltd (Edexcel)	3,550	4900	38
City and Guilds of London Institute	4,550	3350	-26
Chartered Insurance Institute (CII)	1,500	2700	80
Chartered Management Institute (CMI)	3,250	2250	-31
Institute of Leadership & Management (ILM)	1,800	1550	-14
University of the Arts London	0	1500	-
University of Cambridge ESOL Examinations	1,100	1100	0
Association of Accounting Technicians	1,250	900	-28
OCR	1,400	850	-39
Trinity College London	650	800	23

The awarding organisation with the most achievements in the latest quarter, Edexcel, also showed an increase in the number of awards when compared with the same quarter of 2011. Of the top ten awarding organisations half showed a decline in this time.

Figure 7 shows the five-year trend for the five awarding organisations with the most achievements during April to June 2012. The 50 awarding organisations with the most achievements are listed in table 4 in the appendix.

Figure 7: Top five awarding organisations by number of achievements in higher qualifications in April to June 2012 (2012 Q2), showing the trend from April to June 2007 (2007 Q2)

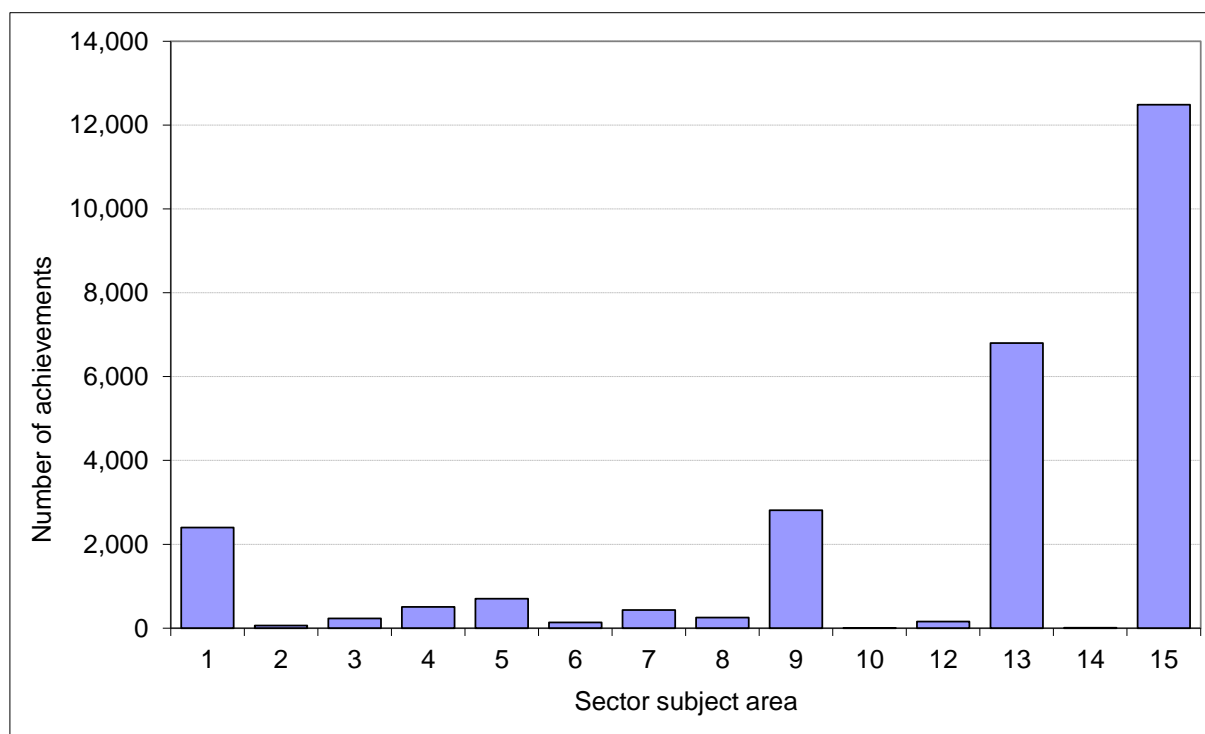


Sector subject area

Regulated qualifications are allocated to one of 15 sector subject area codes (see glossary³ for further details).

Figure 8 compares the number of achievements for each sector subject area. The area with the most achievements in higher qualifications in April to June 2012 was business, administration and law. There were 12,500 achievements in this area, a very slight decrease of less than 1 per cent when compared with the same quarter of 2011. The second most common area was education and training with 6,800, an increase of 4 per cent on the same quarter of 2011. The third most common area was arts, media and publishing with 2,800. (See table 5 in the appendix). Note that there were no achievements in social science (sector subject area code 11).

Figure 8: Higher achievements by sector subject area for April to June 2012



- | | |
|--|--------------------------------------|
| 1 Health, public services and care | 8 Leisure, travel and tourism |
| 2 Science and mathematics | 9 Arts, media and publishing |
| 3 Agriculture, horticulture and animal care | 10 History, philosophy and theology |
| 4 Engineering and manufacturing technologies | 12 Languages, literature and culture |
| 5 Construction, planning and the built environment | 13 Education and training |
| 6 Information and communication technology | 14 Preparation for life and work |
| 7 Retail and commercial enterprise | 15 Business, administration and law |

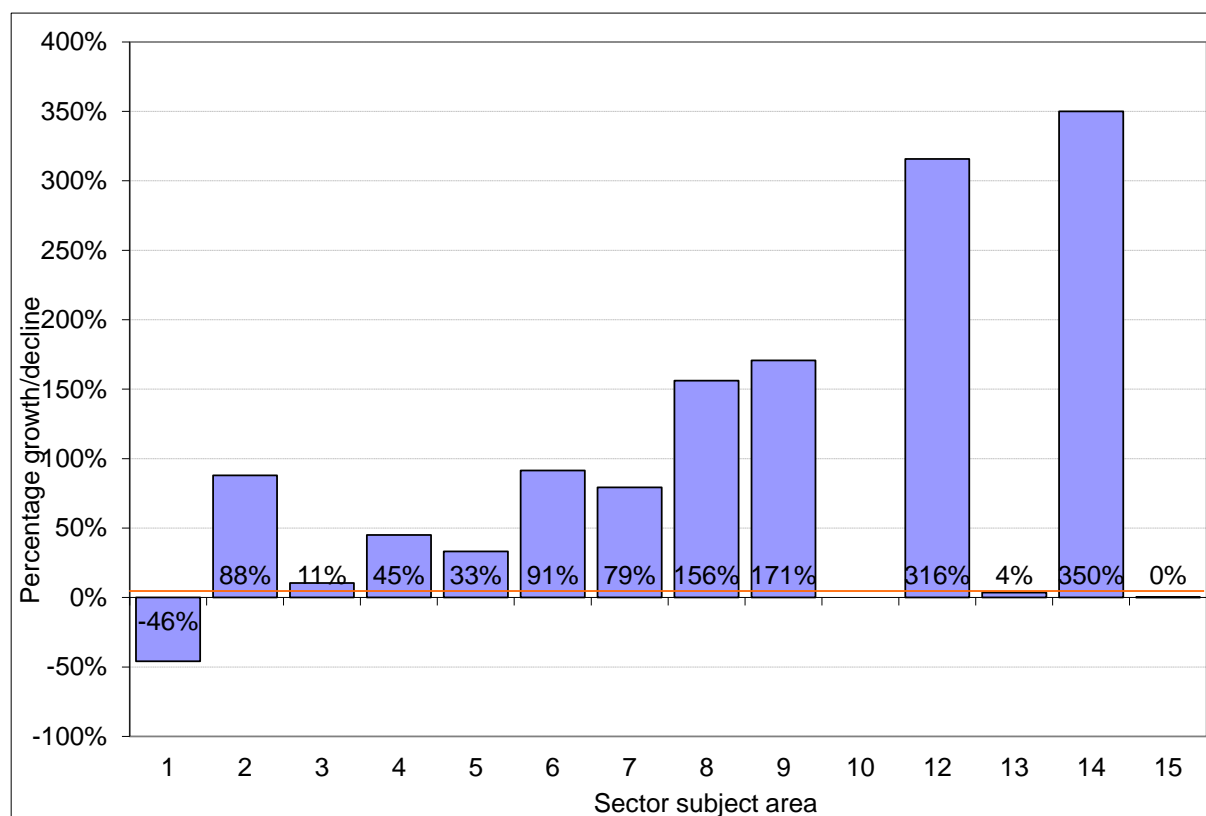
Note, there were no achievements in social science (SSA code 11).

³ www.ofqual.gov.uk/files/2010-11-26-statistics-glossary.pdf

Figure 9 compares the percentage change in achievements between April to June 2011 and April to June 2012. Several of the sector subject areas showed significant increases in the number of achievements. Preparation for life and work showed a 350 per cent increase and languages, literature and culture a 316 per cent increase, although the number of achievements for both were quite low so significant conclusions should not be drawn. Arts, media and publishing showed a 171 per cent increase with 2,800 achievements in the first quarter of 2012.

We can see that only one sector subject area saw a reduction in the number of achievements between April to June 2011 and April to June 2012. This was health, public services and care with a reduction of 46 per cent.

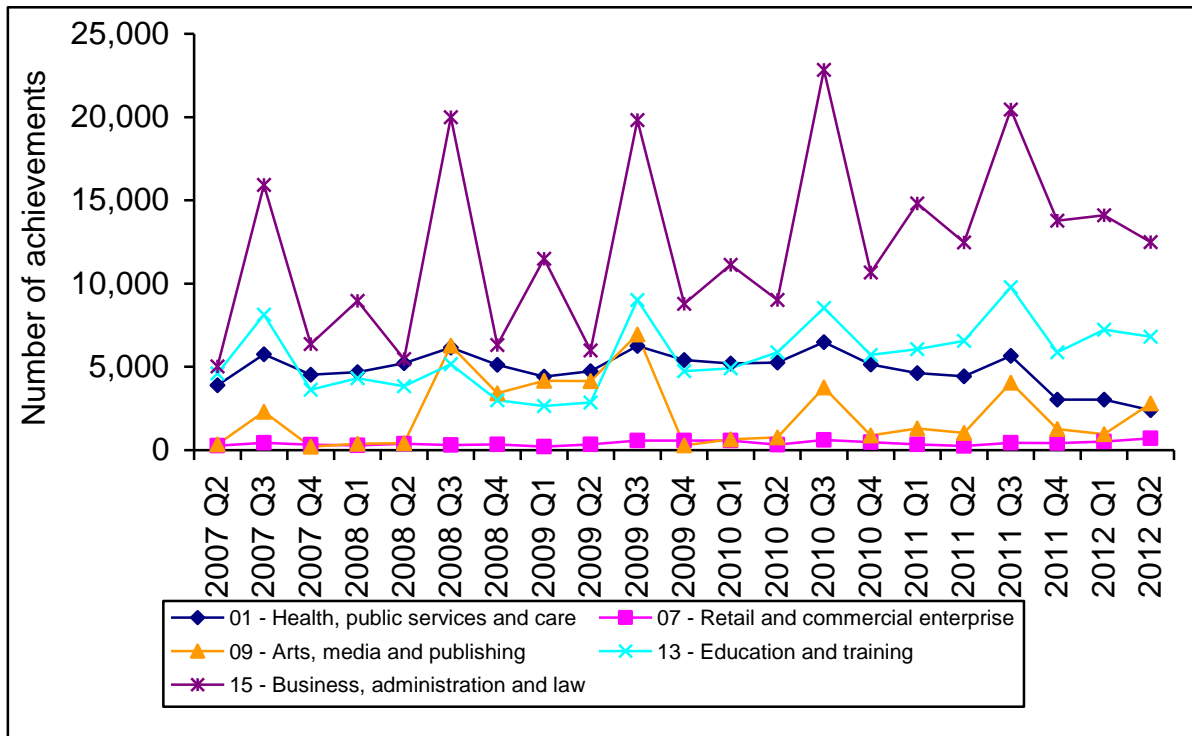
Figure 9: Percentage growth and decline in achievements between April to June 2011 and April to June 2012 by sector subject area (red line showing average change for all higher qualifications (3 per cent increase))



- | | |
|--|--------------------------------------|
| 1 Health, public services and care | 8 Leisure, travel and tourism |
| 2 Science and mathematics | 9 Arts, media and publishing |
| 3 Agriculture, horticulture and animal care | 10 History, philosophy and theology |
| 4 Engineering and manufacturing technologies | 12 Languages, literature and culture |
| 5 Construction, planning and the built environment | 13 Education and training |
| 6 Information and communication technology | 14 Preparation for life and work |
| 7 Retail and commercial enterprise | 15 Business, administration and law |

Figure 10 shows the five-year trend for the five sector subject areas with the most achievements in April to June 2012 (see table 5 for further details). From the figure it is clear that health, public services and care is on a downward trend. Business, administration and law grew over the past few years, although the last two quarters do not quite fit this trend.

Figure 10: Top five sector subject areas by number of achievements in April-June 2012 (2012 Q2), showing trend from April to June 2007 (2007 Q2)



Type of qualification

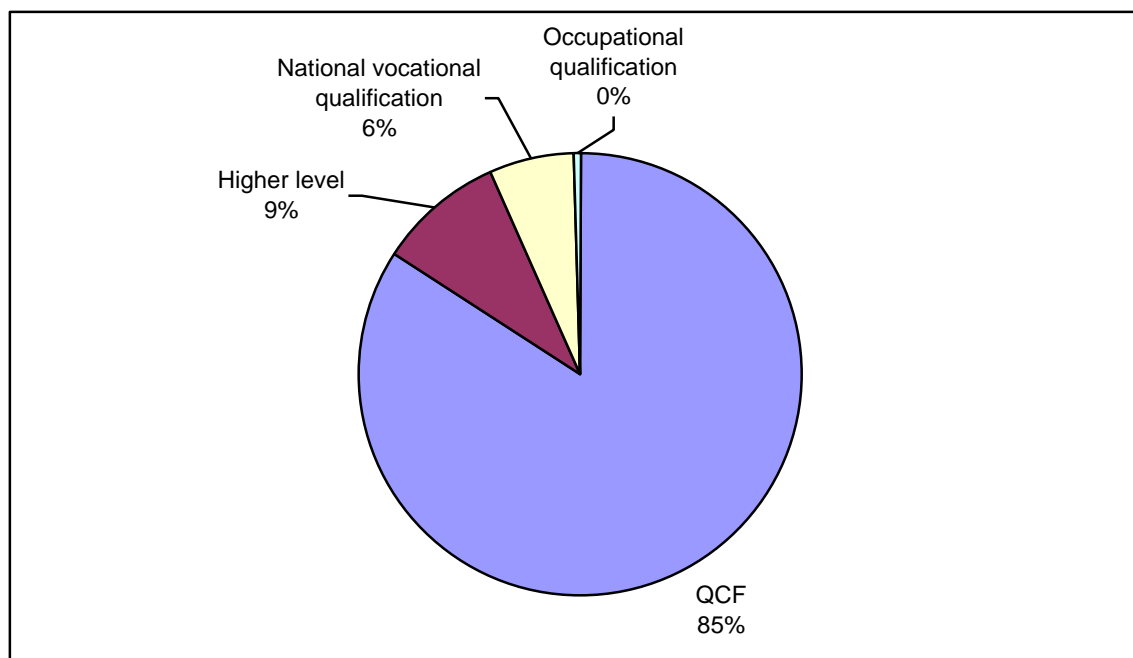
Regulated qualifications are allocated to one of 18 qualification types (see glossary⁴ for a full listing).

The qualification type with the most achievements for higher qualifications in April to June 2012 was the QCF type with 22,750 achievements. This is an increase of 49 per cent compared with the same quarter of 2011. The increase reflects the restructuring of many qualifications that were previously on the National Qualifications Framework (NQF) onto the QCF.

The second most frequently awarded qualification type was the higher level, with 2,500 achievements, a decrease of 36 per cent on the same quarter of 2011. The NVQ came third with 1,650 achievements, a decrease of 73 per cent on the same quarter of 2011. Figure 11 shows the breakdown of achievements in higher qualifications by qualification type for April to June 2012. (See table 6 in the appendix for more information.)

There were no achievements for either ESOL or key skills qualifications at higher level, although there are available higher qualifications of both types (five and 72 respectively).

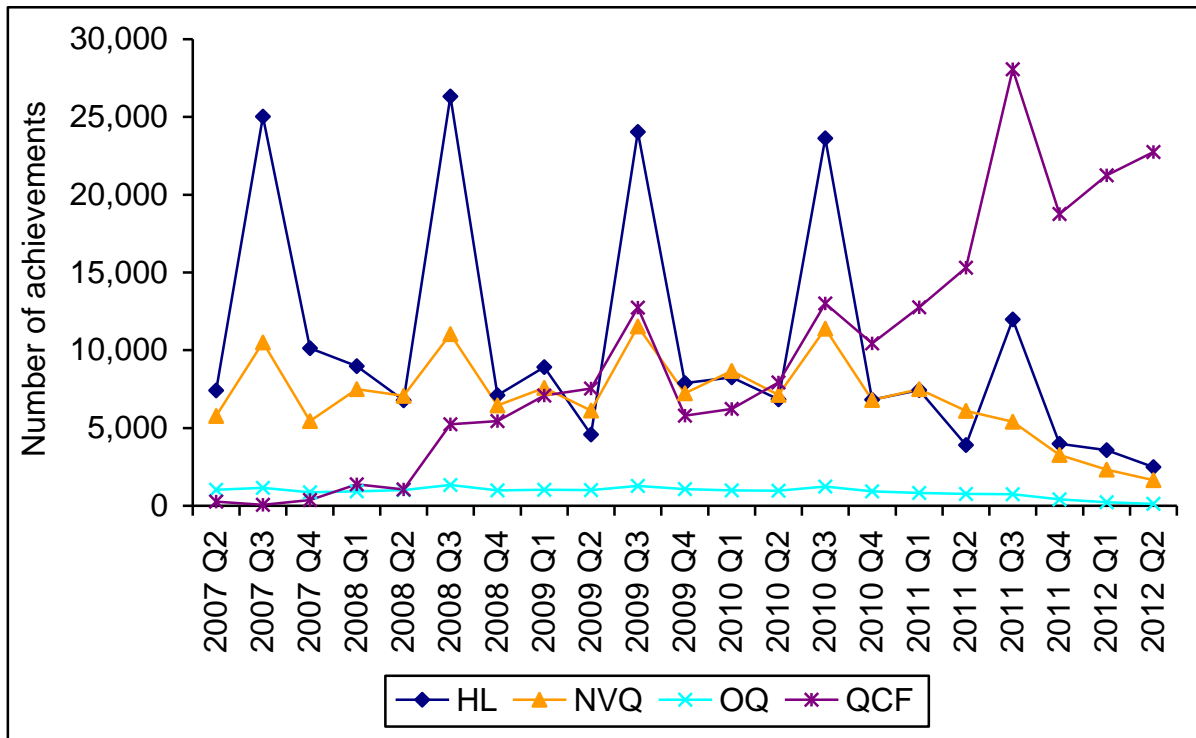
Figure 11: Higher qualification achievements by qualification type for April to June 2012



⁴ www.ofqual.gov.uk/files/2010-11-26-statistics-glossary.pdf

Figure 12 shows the five-year trend for all qualification types certificating during April to June 2012.

Figure 12: Top four qualification types by achievements in higher qualifications in April to June 2012 (2012 Q2), showing trend from April to June 2007 (2007 Q2)



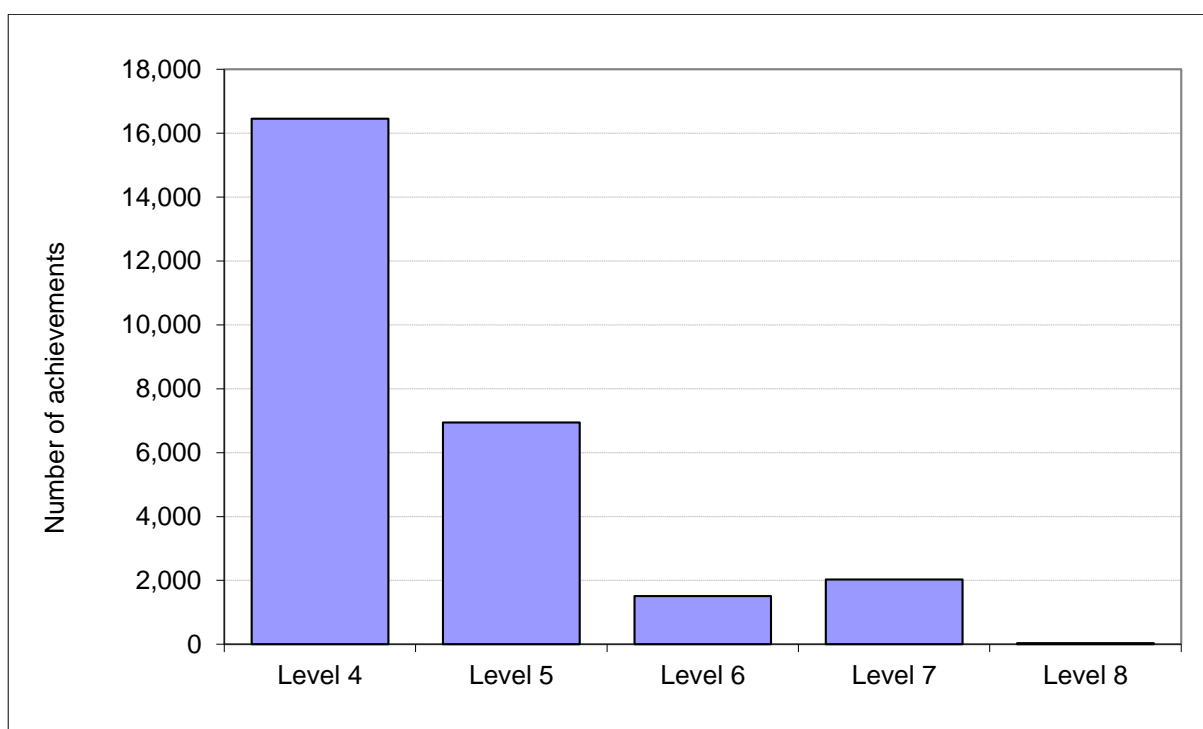
(Key: HL higher level; OQ occupational qualifications)

Level of qualification

All regulated qualifications are assigned a level, ranging from entry, then 1 to 8 (see glossary⁵ for full details). Higher qualifications are those at levels 4 to 8.

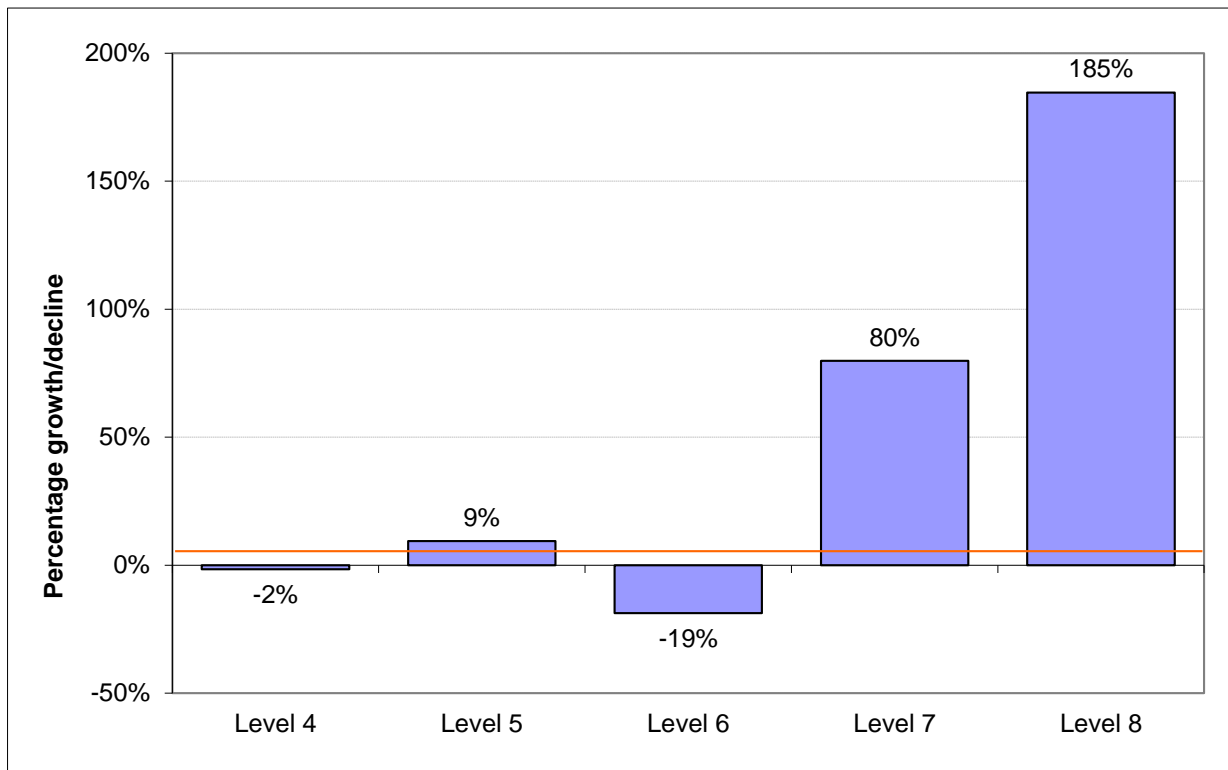
Figures 13 and 14 show the large variation in the number of achievements by level and the variation in change between April to June 2011 and the latest quarter. Level 4 had the most achievements with 16,450 in the latest quarter. Level 5 had the second highest number of achievements with 6,950, and level 7 was third with 2,050. Of the five levels, 5, 7 and 8 showed an increase in achievements since April to June 2011. Level 7 showed a significant increase of 80 per cent to over 2,000 achievements. Levels 4 and 6 showed a decrease in the number of achievements, 2 per cent and 19 per cent respectively.

Figure 13: Higher qualification achievements by level for April to June 2012



⁵ www.ofqual.gov.uk/files/2010-11-26-statistics-glossary.pdf

Figure 14: Percentage growth and decline in achievements between April to June 2011 and April to June 2012 by level (red line showing average change for all higher qualifications (3 per cent increase))



Appendix

Table 1: Number of available regulated higher qualifications, 2006–7 to April–June 2012

England, Wales and Northern Ireland

Period	ESOL English for speakers of other languages	HL Higher level	KS Key skills	NVQ National vocational qualification	OQ Occupational qualification	QCF Qualifications and Credit Framework	Total number of qualifications
06-07	11	413	32	414	33	17	920
07-08	11	505	32	399	33	108	1,088
08-09	12	545	32	365	37	160	1,151
09-10	11	577	68	315	35	496	1,502
10-11	10	554	78	291	35	1,117	2,085
11-12	5	486	72	256	33	1,434	2,286
Oct-Dec 2006	11	364	32	384	33		824
Jan-Mar 2007	11	375	32	341	33		792
Apr-Jun 2007	11	384	32	389	33	6	855
Jul-Sep 2007	11	383	32	380	33	16	855
Oct-Dec 2007	11	421	32	363	33	33	893
Jan-Mar 2008	11	446	32	364	33	46	932
Apr-Jun 2008	11	423	32	370	33	83	952
Jul-Sep 2008	11	502	32	372	33	108	1,058
Oct-Dec 2008	11	472	32	319	33	117	984
Jan-Mar 2009	12	510	32	328	36	135	1,053
Apr-Jun 2009	12	500	32	317	37	143	1,041
Jul-Sep 2009	11	505	32	286	36	154	1,024
Oct-Dec 2009	11	526	2	301	33	152	1,025
Jan-Mar 2010	10	545	6	301	33	222	1,117
Apr-Jun 2010	10	534	60	299	33	206	1,142
Jul-Sep 2010	10	540	67	290	33	489	1,429
Oct-Dec 2010	10	552	72	291	35	580	1,540
Jan-Mar 2011	9	540	78	264	33	773	1,697
Apr-Jun 2011	9	529	72	268	33	930	1,841
Jul-Sep 2011	9	504	72	267	35	1,100	1,987
Oct-Dec 2011	5	484	72	255	33	1,249	2,098
Jan-Mar 2012	5	446	72	249	33	1,338	2,143
Apr-Jun 2012	5	423	72	246	33	1,427	2,206

Source: Regulated Qualifications Activity Database

Notes:

1. Secondary Qualifications represent qualifications from Entry Level to Level 3. Higher Qualifications represent qualifications from Level 4 to Level 8
2. Data are supplied by awarding organisations
3. Annual Data are for academic years i.e. October to September

Blank cells indicate that there were no available qualifications

Table 2: Total achievements for higher qualifications, 2006–7 to April–June 2012
 England, Wales and Northern Ireland

	Total number of achievements
06-07	89,550
07-08	99,200
08-09	115,100
09-10	119,050
10-11	125,800
11-12	80,950
Oct-Dec 2006	16,900
Jan-Mar 2007	19,150
Apr-Jun 2007	15,900
Jul-Sep 2007	37,600
Oct-Dec 2007	17,100
Jan-Mar 2008	19,900
Apr-Jun 2008	17,300
Jul-Sep 2008	44,900
Oct-Dec 2008	20,200
Jan-Mar 2009	24,850
Apr-Jun 2009	19,700
Jul-Sep 2009	50,350
Oct-Dec 2009	22,300
Jan-Mar 2010	24,550
Apr-Jun 2010	22,850
Jul-Sep 2010	49,350
Oct-Dec 2010	25,000
Jan-Mar 2011	28,550
Apr-Jun 2011	26,100
Jul-Sep 2011	46,200
Oct-Dec 2011	26,450
Jan-Mar 2012	27,500
Apr-Jun 2012	27,000

Source: *Regulated Qualifications Activity Database*

Notes:

1. Secondary Qualifications represent qualifications from Entry Level to Level 3. Higher Qualifications represent qualifications from Level 4 to Level 8
2. Data are supplied by awarding organisations
3. Annual Data are for academic years i.e. October to September

Rounding: All figures are rounded to the nearest 50, values less than 25 will appear as '0'.

Table 3: Top 50 higher qualifications by number of achievements, April to June 2012 (April to June 2011 shown for comparison)

England, Wales and Northern Ireland

	Total Number of achievements	
	April-June 2011	April-June 2012
CII Level 4 Diploma in Financial Planning (QCF)	1300	2200
City & Guilds Level 4 Award in Preparing to Teach in the LifeLong Learning Sector (QCF)	1850	1750
UAL Level 4 Foundation Diploma in Art and Design (QCF)	0	1500
Cambridge ESOL Level 5 Certificate in Teaching English to Speakers of Other	750	900
AAT Level 4 Diploma in Accounting (QCF)	400	850
CMI Level 5 Certificate in Management and Leadership (QCF)	600	800
EDEXCEL Level 4 BTEC Certificate in Teaching in the Lifelong Learning Sector (QCF)	750	650
Edexcel BTEC Level 7 Extended Diploma in Strategic Management and Leadership	0	650
Edexcel BTEC Level 4 Award in Preparing to Teach in the Lifelong Learning Sector	400	600
IFS Level 4 Diploma for Financial Advisers (QCF)	200	550
TCL Level 5 Certificate In Teaching English to Speakers of Other Languages (Cert	500	500
CFA UK Level 4 Certificate in Investment Management (QCF)	250	400
CMI Level 5 Diploma in Management and Leadership (QCF)	600	350
ISTD Level 4 Certificate in Vocational Graded Examination in Dance: Advanced 1 (QCF)	300	350
CMI Level 7 Diploma in Strategic Management and Leadership (QCF)	400	350
CISI Level 6 Certificate in Private Client Investment Advice & Management (QCF)	250	300
CII Level 6 Advanced Diploma in Financial Planning (QCF)	200	300
EDEXCEL BTEC Level 5 HND Diploma in Business (QCF)	0	200
Edexcel BTEC Level 5 Diploma in Management and Leadership (QCF)	250	200
ILM Level 5 Award in Management (QCF)	350	200
CISI Level 4 Diploma in Investment Advice (QCF)	50	200
City & Guilds Level 4 NVQ in Health and Social Care	500	200
CMI Level 5 Award in Management and Leadership (QCF)	400	200
CIPS Level 4 Foundation Diploma in Purchasing and Supply	200	200
ACCA Level 4 Diploma in Accounting and Business (QCF)	0	200
CII Level 4 Diploma in Regulated Financial Planning (QCF)	0	200
ILM Level 5 Award In Leadership (QCF)	0	150
OCR Level 4 Award in Preparing to Teach in the Lifelong Learning Sector (QCF)	100	150
City & Guilds Level 4 NVQ in Leadership and Management for Care Services	400	150
ISTD Level 4 Diploma in Vocational Graded Examination in Dance: Advanced 2 (QCF)	100	150
Cambridge ESOL Level 4 Award in Preparing to Teach in the Lifelong Learning Sector	100	150
EDEXCEL Level 5 BTEC Higher National Diploma in Business	100	150
IoLET Level 7 Diploma in Translation (QCF)	0	150
EDEXCEL Level 4 NVQ in Leadership and Management for Care Services	250	150
CIM Level 6 Professional Diploma in Marketing	0	150
ILM Level 5 Certificate in Coaching and Mentoring in Management (QCF)	100	150
ILM Level 5 Award In Management (QCF)	0	150
EDEXCEL Level 4 NVQ in Health and Social Care	250	150
City & Guilds Level 5 Diploma in Teaching in the Lifelong Learning Sector (QCF)	150	150
City & Guilds Level 4 Award in the Internal Quality Assurance of Assessment Processes	0	150
Edexcel BTEC Level 7 Diploma in Strategic Management and Leadership (QCF)	50	150
EDEXCEL Level 4 NVQ in Supply Chain Management	100	100
ILM Level 5 NVQ Diploma in Management (QCF)	0	100
CMI Level 7 Certificate in Strategic Management and Leadership (QCF)	100	100
CIM Level 4 Professional Certificate in Marketing	100	100
City & Guilds Level 4 NVQ in Children's Care, Learning and Development	200	100
Cskills Awards Level 6 NVQ Diploma in Controlling Lifting Operations - Planning Lifts	0	100
ILM Level 7 Certificate in Executive Coaching and Leadership Mentoring (QCF)	100	100
CACHE Level 4 NVQ in Children's Care, Learning and Development	250	100
Cskills Awards Level 6 NVQ Diploma in Construction Site Management (QCF)	50	100

Source: Regulated Qualifications Activity Database

Notes:

1. Secondary Qualifications represent qualifications from Entry Level to Level 3. Higher Qualifications represent qualifications from Level 4 to Level 8
2. Data are supplied by awarding organisations
3. Annual Data are for academic years i.e. October to September

Rounding: All figures are rounded to the nearest 50, values less than 25 will appear as '0'.

Table 4: Top 25 awarding organisations by number of achievements in higher qualifications, April to June 2012 (April to June 2011 shown for comparison)

England, Wales and Northern Ireland	Number of achievements	
	April-June 2011	April-June 2012
	Pearson Education Ltd	3,550
City and Guilds of London Institute	4,550	3,350
Chartered Insurance Institute	1,500	2,700
Chartered Management Institute	3,250	2,250
Institute of Leadership & Management	1,800	1,550
University of the Arts London	0	1,500
University of Cambridge ESOL Examinations	1,100	1,100
Association of Accounting Technicians	1,250	900
OCR	1,400	850
Trinity College London	650	800
IFS School of Finance	600	600
Imperial Society of Teachers of Dancing	550	600
Chartered Institute for Securities & Investment	300	500
EDI	600	400
CFA Society of UK	250	400
Cskills Awards	200	350
Chartered Institute of Purchasing and Supply	400	350
Chartered Institute of Marketing	100	250
Association of Chartered Certified Accountants	0	200
ABC Awards	200	150
Council for Awards in Care, Health and Education	300	150
IoL Educational Trust	0	150
The Confederation of Tourism and Hospitality	50	150
Institute of Administrative Management	250	150
Equestrian Qualifications Limited	0	150
Chartered Institute of Environmental Health	150	150
WAMITAB	150	150
VTCT	50	150
Institute of Commercial Management	50	150
Organisation for Tourism and Hospitality Management	50	100
NCFE	50	100
Highfield Awarding Body for Compliance	100	100
Ascentis	150	100
The Market Research Society	100	100
British Institute of Facilities Management	0	100
National Open College Network	50	100
GQA Qualifications Limited	0	100
Mineral Products Qualifications Council	50	100
Chartered Institute of Personnel and Development	200	100
IMI Awards Ltd	0	100
Royal Academy of Dance	100	100
Counselling and Psychotherapy Central Awarding Body	100	100
Excellence, Achievement & Learning Limited	50	50
University of West London	0	50
London Centre of Marketing	200	50
Active IQ	50	50
Chartered Institute of Logistics and Transport in the UK	0	50
Chartered Institute of Building	50	50
Agored Cymru	0	50
Royal Society for Public Health	50	50

Source: Regulated Qualifications Activity Database

Notes:

1. Secondary Qualifications represent qualifications from Entry Level to Level 3. Higher Qualifications represent qualifications from Level 4 to Level 8
2. Data are supplied by awarding organisations
3. Annual Data are for academic years i.e. October to September

Rounding: All figures are rounded to the nearest 50, values less than 25 will appear as '0'.

Table 5: Achievements in higher qualifications by sector subject area, 2006–7 to April–June 2012
England, Wales and Northern Ireland

	Health, public services and care	Science and mathematics	Agriculture, horticulture and animal care	Engineering and manufacturing technologies	Construction, planning and the built environment	Information and communication technology	Retail and commercial enterprise	Leisure, travel and tourism	Arts, media and publishing	History, philosophy and theology	Social sciences	Languages, literature and culture	Education and training	Preparation for life and work	Business, administration and law	Total number of achievements
06-07	18,450	400	1,100	2,250	3,150	1,300	1,050	250	3,500	0	0	900	23,100	150	33,950	89,550
07-08	20,600	350	1,250	2,850	3,850	2,500	1,300	450	7,300	0	0	900	16,950	150	40,800	99,200
08-09	20,550	800	1,150	3,300	4,750	2,050	1,500	450	18,650	0	0	500	17,500	200	43,650	115,100
09-10	22,350	650	950	3,600	5,150	1,500	2,100	900	5,450	0	0	500	24,050	100	51,750	119,050
10-11	19,850	300	700	3,350	3,450	1,450	1,500	950	7,250	0	0	400	28,150	50	58,400	125,800
11-12	8,450	150	500	1,500	1,900	650	1,350	650	5,050	0	0	350	19,950	50	40,350	80,950
Oct-Dec 2006	4,400	50	250	200	400	300	150	50	300	0	0	400	5,250	0	5,200	16,900
Jan-Mar 2007	4,400	100	250	150	400	50	200	0	600	0	0	0	5,100	100	7,800	19,150
Apr-Jun 2007	3,900	50	250	150	650	250	250	0	350	0	0	400	4,600	0	5,050	15,900
Jul-Sep 2007	5,750	250	400	1,750	1,700	700	450	150	2,300	0	0	50	8,150	50	15,900	37,600
Oct-Dec 2007	4,550	50	200	350	650	350	300	0	200	0	0	400	3,650	0	6,350	17,100
Jan-Mar 2008	4,700	100	300	150	500	50	300	50	400	0	0	50	4,300	0	8,950	19,900
Apr-Jun 2008	5,200	50	300	200	550	400	400	50	450	0	0	400	3,850	50	5,450	17,300
Jul-Sep 2008	6,150	150	400	2,150	2,200	1,650	300	350	6,300	0	0	50	5,150	50	20,000	44,900
Oct-Dec 2008	5,100	100	250	450	550	200	350	50	3,400	0	0	300	3,000	0	6,300	20,200
Jan-Mar 2009	4,400	250	250	350	550	450	200	50	4,150	0	0	50	2,650	0	11,500	24,850
Apr-Jun 2009	4,750	0	200	250	950	100	350	50	4,150	0	0	50	2,850	50	6,000	19,700
Jul-Sep 2009	6,250	400	450	2,300	2,650	1,300	600	300	6,950	0	0	100	9,000	150	19,800	50,350
Oct-Dec 2009	5,400	50	200	500	950	400	550	100	300	0	0	350	4,750	0	8,800	22,300
Jan-Mar 2010	5,200	200	250	300	850	200	600	200	650	0	0	50	4,900	50	11,100	24,550
Apr-Jun 2010	5,250	50	150	200	1,000	50	300	150	750	0	0	50	5,850	0	9,000	22,850
Jul-Sep 2010	6,500	350	350	2,650	2,400	850	600	450	3,750	0	0	50	8,550	50	22,850	49,350
Oct-Dec 2010	5,150	50	150	400	600	400	500	200	900	0	0	300	5,700	0	10,650	25,000
Jan-Mar 2011	4,650	50	100	250	550	150	350	250	1,300	0	0	50	6,050	0	14,800	28,550
Apr-Jun 2011	4,450	50	200	350	550	50	250	100	1,050	0	0	50	6,550	0	12,450	26,100
Jul-Sep 2011	5,650	200	200	2,300	1,800	850	450	400	4,050	0	0	50	9,800	0	20,450	46,200
Oct-Dec 2011	3,050	50	150	500	700	350	400	200	1,250	0	0	150	5,850	0	13,800	26,450
Jan-Mar 2012	3,050	50	150	500	500	200	500	200	950	0	0	100	7,250	0	14,100	27,500
Apr-Jun 2012	2,400	50	250	500	700	150	450	250	2,800	0	0	150	6,800	0	12,500	27,000

Source: Regulated Qualifications Activity Database

Notes:

1. Secondary Qualifications represent qualifications from Entry Level to Level 3. Higher Qualifications represent qualifications from Level 4 to Level 8
2. Data are supplied by awarding organisations
3. Annual Data are for academic years i.e. October to September

Rounding: All figures are rounded to the nearest 50, values less than 25 will appear as '0'. Figures have been rounded independently so may not sum to the total.

Table 6: Achievements in higher qualifications by qualification type, 2006–7 to April–June 2012
England, Wales and Northern Ireland

period	ESOL English for speakers of other languages	HL Higher level	KS Key skills	NVQ National vocational qualification	OQ Occupational qualification	QCF Qualifications and Credit Framework	Total number of achievements
06-07	4,050	50,950	150	29,950	4,100	350	89,550
07-08	3,600	52,200	150	31,100	4,150	8,050	99,200
08-09	1,450	44,650	200	31,650	4,300	32,800	115,100
09-10	700	46,600	100	34,450	4,250	32,950	119,050
10-11		30,150	50	25,800	3,250	66,600	125,800
11-12		10,050		7,200	800	62,900	80,950
Oct-Dec 2006	650	8,950		6,300	1,000		16,900
Jan-Mar 2007	1,200	9,550	100	7,350	950		19,150
Apr-Jun 2007	1,400	7,400		5,800	1,050	300	15,900
Jul-Sep 2007	850	25,000	50	10,500	1,150	50	37,600
Oct-Dec 2007	300	10,150		5,450	850	350	17,100
Jan-Mar 2008	1,100	9,000		7,500	950	1,400	19,900
Apr-Jun 2008	1,300	6,800	50	7,100	1,000	1,050	17,300
Jul-Sep 2008	900	26,300	50	11,050	1,350	5,250	44,900
Oct-Dec 2008	200	7,100		6,450	1,000	5,450	20,200
Jan-Mar 2009	250	8,900		7,600	1,000	7,100	24,850
Apr-Jun 2009	400	4,600	50	6,100	1,000	7,550	19,700
Jul-Sep 2009	600	24,050	150	11,550	1,250	12,750	50,350
Oct-Dec 2009	300	7,900		7,250	1,050	5,800	22,300
Jan-Mar 2010	350	8,250	50	8,650	1,000	6,200	24,550
Apr-Jun 2010		6,850		7,150	950	7,950	22,850
Jul-Sep 2010		23,600	50	11,400	1,250	13,000	49,350
Oct-Dec 2010		6,800		6,800	950	10,450	25,000
Jan-Mar 2011		7,450		7,500	800	12,750	28,550
Apr-Jun 2011		3,900		6,100	750	15,300	26,100
Jul-Sep 2011		12,000		5,400	750	28,050	46,200
Oct-Dec 2011		4,000		3,250	400	18,750	26,450
Jan-Mar 2012		3,600		2,300	250	21,400	27,500
Apr-Jun 2012		2,500		1,650	100	22,750	27,000

Source: Regulated Qualifications Activity Database

Notes:

1. Secondary Qualifications represent qualifications from Entry Level to Level 3. Higher Qualifications represent qualifications from Level 4 to Level 8
2. Data are supplied by awarding organisations
3. Annual Data are for academic years i.e. October to September

Rounding: All figures are rounded to the nearest 50, values less than 25 will appear as '0'. Blank cells indicate that no achievements were awarded. Figures have been rounded independently so may not sum to the total.

Table 7: Achievements in higher qualifications by level, 2006–7 to April–June 2012

England, Wales and Northern Ireland

	Level 4	Level 5	Level 6	Level 7	Level 8	Total number of Achievement
06-07	61,350	19,250	5,600	3,350	-	89,550
07-08	60,500	27,300	7,400	4,000	-	99,200
08-09	70,900	31,500	7,650	5,000	50	115,100
09-10	67,600	35,950	8,300	7,000	150	119,050
10-11	74,500	35,650	9,150	6,250	200	125,800
11-12	46,650	21,000	6,000	7,100	200	80,950
Oct-Dec 2006	12,900	2,800	750	450	-	16,900
Jan-Mar 2007	13,900	3,250	1,550	500	-	19,150
Apr-Jun 2007	12,150	2,450	400	900	-	15,900
Jul-Sep 2007	22,400	10,750	2,950	1,500	-	37,600
Oct-Dec 2007	12,000	3,550	850	700	-	17,100
Jan-Mar 2008	13,550	3,650	2,150	550	-	19,900
Apr-Jun 2008	12,550	3,000	600	1,150	-	17,300
Jul-Sep 2008	22,350	17,100	3,850	1,600	-	44,900
Oct-Dec 2008	14,200	3,750	1,150	1,100	-	20,200
Jan-Mar 2009	16,450	5,300	2,000	1,100	-	24,850
Apr-Jun 2009	14,800	3,500	550	850	-	19,700
Jul-Sep 2009	25,450	19,050	3,900	1,950	-	50,350
Oct-Dec 2009	13,400	6,250	1,350	1,250	50	22,300
Jan-Mar 2010	16,250	5,700	1,000	1,550	50	24,550
Apr-Jun 2010	14,100	6,500	800	1,500	-	22,850
Jul-Sep 2010	23,850	17,500	5,200	2,750	50	49,350
Oct-Dec 2010	15,650	6,200	1,650	1,450	100	25,000
Jan-Mar 2011	18,050	7,450	1,450	1,550	50	28,550
Apr-Jun 2011	16,750	6,350	1,850	1,150	-	26,100
Jul-Sep 2011	24,100	15,700	4,200	2,100	100	46,200
Oct-Dec 2011	15,050	6,950	1,550	2,850	50	26,450
Jan-Mar 2012	15,150	7,100	2,950	2,250	100	27,500
Apr-Jun 2012	16,450	6,950	1,500	2,050	50	27,000

Source: Regulated Qualifications Activity Database

Notes:

1. Secondary Qualifications represent qualifications from Entry Level to Level 3. Higher
2. Data are supplied by awarding organisations
3. Annual Data are for academic years i.e. October to September

Rounding: All figures are rounded to the nearest 50, values less than 25 will appear as '0'. Blank cells indicate that no achievements were awarded. Figures have been rounded independently so may not sum to the total.

We wish to make our publications widely accessible. Please contact us if you have any specific accessibility requirements.

First published by the Office of Qualifications and Examinations Regulation in 2012

© Crown copyright 2012

You may re-use this publication (not including logos) free of charge in any format or medium, under the terms of the [Open Government Licence](#). To view this licence, visit [The National Archives](#); or write to the Information Policy Team, The National Archives, Kew, Richmond, Surrey, TW9 4DU; or email: psi@nationalarchives.gsi.gov.uk

This publication is also available on our website at www.ofqual.gov.uk

Any enquiries regarding this publication should be sent to us at:

Office of Qualifications and Examinations Regulation	
Spring Place	2nd Floor
Coventry Business Park	Glendinning House
Herald Avenue	6 Murray Street
Coventry CV5 6UB	Belfast BT1 6DN

Telephone 0300 303 3344

Textphone 0300 303 3345

Helpline 0300 303 3346

www.ofqual.gov.uk

Alison Fisher – Head of Statistics