

**Title: Reach Academy Feltham**  
**Author: Department for Education (DfE)**

**Impact Assessment – Section 9 Academies Act Duty**

**Background**

1. Section 9 of the Academies Act 2010 places a duty upon the Secretary of State to take into account what the impact of establishing the additional school is likely to have on maintained schools, Academies and institutions within the further education sector in the area in which the additional schools is (or is proposed to be) situated.
2. Reach Academy is a teacher led proposal for a 4 -18, co-educational, non-selective, non-denominational school. The school would admit 60 pupils into reception each year and 60 into Year 7 until 2016/17. From 2017/18 the school will admit 60 pupils into its Year 12. It aims to be at full capacity of 840 in 2019/18.
3. Reach's vision is that the cycle of deprivation will be broken for the community they serve and that all children will benefit from a first class education and realise their full potential. The school will be located in an area where there is increasing demand for primary places and a need for additional secondary places from 2015/16.
4. I have arrived at the assessments in this paper based on the data we have available on school capacity, school performance and population trends in the local area, written feedback from the Local Authority the results of the Free School Trust's statutory consultation and other sources of evidence.

**Catchment Area and Admissions**

5. The school's admissions policy is fully compliant with the admissions code.
6. Where fewer than the published admission number for the relevant year are received Reach Academy will offer places at Reach Academy to all those who have applied.
7. When the school is oversubscribed at reception, after the admission of pupils with Special Educational Needs where the school is named in the Statement, priority will be given to those children who meet the following criteria:
  - a. Children in public care
  - b. Medical/Social: Children whose acute, established and documented medical or social needs justify a place at the school.
  - c. Siblings: Applicants who will have a sibling attending the school at the time of admission.

- d. Families who live in the Hanworth, Feltham & Bedfont Priority Admission Area
- e. Any other children

8. When the school is oversubscribed at Year 7, after the admission of pupils with Special Educational Needs where the school is named in the Statement, priority will be given to those children who meet the following criteria:

- a. Children in public care.
- b. Medical/Social: Children whose acute, established and documented medical or social needs justify a place at the school.
- c. Siblings: Applicants who will have a sibling attending the school at the time of admission

9. In the event that any applicants have equal rights to a place under any of the criteria above, priority will be given to the pupil who lives closest to the school. Where two applicants live an equal distances from the school, the place will be allocated by drawing lots in the presence of an independent witness.

10. All applicants who are unsuccessful will also be offered the opportunity to be placed on the waiting list. Vacant spaces will be offered to applicants on the waiting list in accordance with the oversubscription criteria, not in the order in which applications were received or added to the list

11. The Hanworth, Feltham & Bedfont Super Priority Admission Area is a wide area defined by the Local Authority and includes primary schools up to 1.5 miles away from the school site. This is much in excess of the average 0.6 miles travelled by primary pupils in Hounslow. Therefore we have assessed the impact of Reach Academy on all the primary schools within one mile of the school. This is based on distance travelled by a significant majority (80%) of primary pupils in Hounslow.

12. The school does not have a catchment area or Priority Admission Area for the secondary phase. Instead we have created a proxy catchment area based on the distance travelled to school by a significant majority (80%) of secondary pupils in Hounslow. We have therefore assessed the impact of all secondary schools within a three mile radius of the Free School.

### **Characteristics of the catchments area**

13. Reach Academy will be located in Feltham, more specifically at Fern House on Feltham High Street (commonly known as the Boots office building) TW13 4HU.

14. The table below sets out the expected population growth in primary schools between 2010/11 and 2015/16 in Hounslow. There are 10 primary schools within the one mile radius of the Free School and all are located in the

London Borough of Hounslow. The primary school population in Hounslow is projected to rise by 22.3% over the next 5 years, so any potential negative impact on local schools may be mitigated by the growing population.

**Number of pupils and projections for primary school pupils in Hounslow 2010/11 – 2015/16**

LA	Number of places, 2010/11	No of pupils, 2010/11	Surplus as a % of total capacity, 2010/11	Projected no of pupils, 2015/16	Projected surplus as a % of total capacity, 2015/16	% increase in pupil numbers 2010/11 – 2015/16
Hounslow	17,355	16,859	2.9%	23,009	-32.6%	22.3%

15. The table below sets out the population growth in secondary schools between 2010/11 and 2017/18. In total there are 12 schools covering the secondary phase (of which 7 have sixth form provision) located within the 3 mile radius of the Free School. They are located in Hounslow, Richmond upon Thames and Surrey Local Authority. There is no further education college within this radius. There are currently surplus places in all three local authorities. However by 2017/18 both Hounslow and Richmond upon Thames are predicted to have a deficit if no new provision is added. Therefore any potential negative impact on local schools may be mitigated by the growing population.

**Number of pupils and projections for secondary school pupils in Hounslow, Richmond upon Thames and Surrey 2010/11 – 2017/18**

LA	Number of places, 2010/11	No of pupils, 2010/11	Surplus as % of total capacity, 2010/11	Projected no of pupils, 2017/18	Projected surplus as a % of total capacity, 2017/18	% increase in pupil numbers 2010/11 -2017/18
Hounslow	17,149	16,441	3.0%	17,451	-2.3%	7.0%
Richmond upon Thames	8,021	6,676	16.8%	8,325	-3.8%	23.6%
Surrey (Spelthorne District)	6,133	5,633	8.2%	5,791	5.6%	3.7%

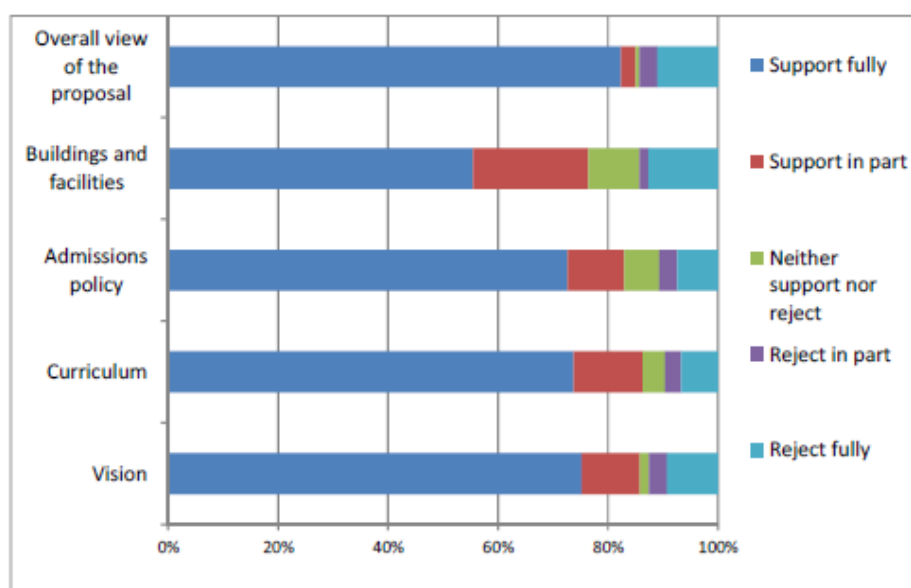
## Local Authority View

16. Hounslow Council were invited to provide their view on the Free School proposal. They responded on 23<sup>rd</sup> February. They report that the number of primary pupils is growing in the Feltham Area and that they are in the final stages of expanding two local schools and beginning to consult on expanding a further three schools. They consider that the addition of 2 Forms of Entry at reception from Reach Academy has the potential to undercut that planning and the aspirations of the Governors of those schools to be expanded, who welcome the opportunity to increase their ability to provide school places for their local community.

17. At the secondary phase Hounslow Borough report they are working through an earlier drop in the birth rate, which means that there is still some surplus capacity. The more recent change in birth rate that is currently creating increased demand for primary places is likely to impact at secondary level from 2015 onwards. Some secondary schools in the west of the Borough, where Reach Academy will be situated, are currently under subscribed. The Council consider that introducing more secondary provision will adversely affect the viability of these secondary schools and therefore “strongly oppose” the addition of further secondary places.

## Wider Community View

18. Reach Academy Feltham received 317 questionnaire-based responses when their consultation closed on 24<sup>th</sup> February 2012. The majority (51%) of respondents identified themselves as parents/prospective parents, 15% as teachers and 8% as local residents. 70% of all respondents expressed full support for all components, in all categories (except for buildings and facilities) Fewer than 13% of respondents fully rejected all components of the proposals.



### **Impact on Local Nursery Provision**

19. In discussion with the Children's Services team at Hounslow, Reach Academy is proposing to open a 78 place nursery from 2013.

20. From 2014, free early education places will be available for around 260,000 two year olds nationally, around 40 % of all 2 year olds. In Hounslow this translates to 1800 two year old children which is a significant increase to the 180 that are being funded at present. Hounslow Early Year's Team have also said that "an expectation is placed on providers that they will offer a seamless transition to the 3 & 4 year old offer. With the increase in funded 2 year olds, this is going to increase the demand for completely free 3 & 4 year old places in the borough". Therefore we do not expect that the additional of 78 nursery places from 2013 will impact adversely on existing local nursery provision.

### **Impact on other schools**

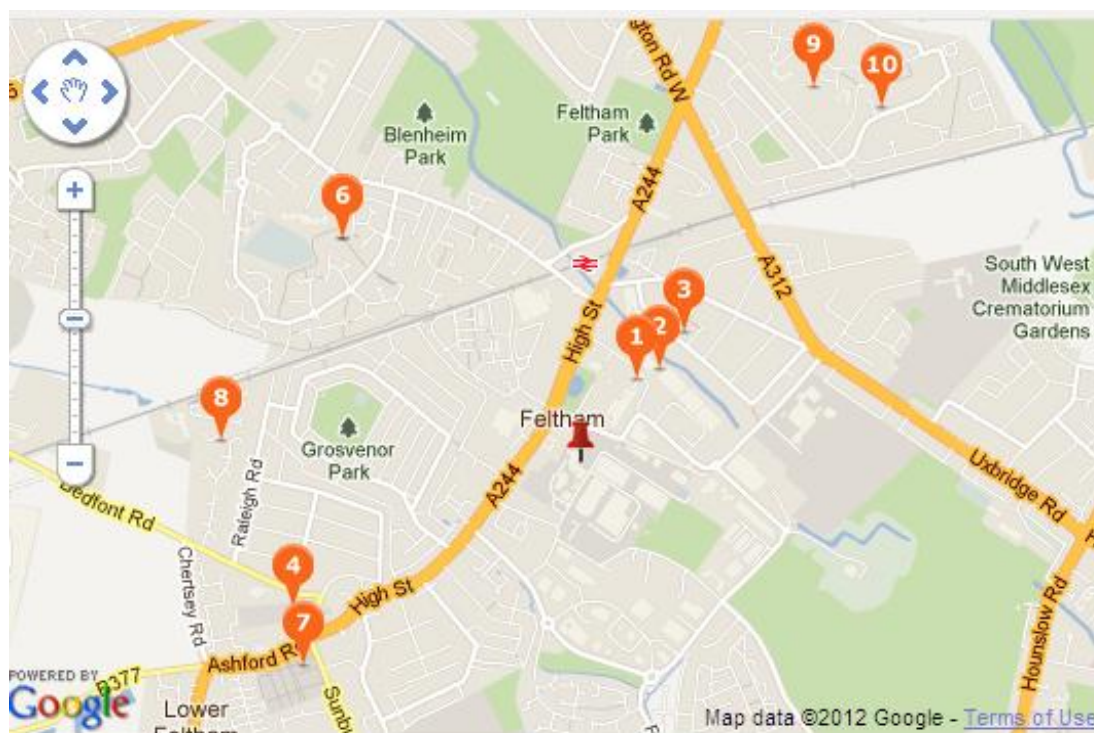
21. We do not believe that the new school will have any impact on special or alternative provision schools in the local area. It is expected that the majority of primary and secondary schools will feel a minimal or moderate impact of the Reach Academy Free School. However, potentially one primary, and two secondary schools, may feel a high impact from the Free School. The primary and later the secondary population is set to increase over the next few years so any loss of pupils to the Free Schools should be mitigated to a certain extent by the increased demand in the area.

### **Impact on primary schools located within one mile of Reach Academy**

22. As the average distance travelled to primary school in the area is 0.6 miles, for the purposes of a thorough impact analysis, we have also considered the impact the Free School may have on all primary schools within a one mile radius of the proposed Free School.

23. Below is a discussion of the likely impact of the proposed school on the closest schools to the proposed site. The table below shows that opening the Free School will have a minimal impact on 5 schools, a moderate impact on another 4 and potentially a high impact on one school.

## Summary of Impact on Primary Schools with one mile radius



School name	Distance from Free School (miles)	Impact Rating	Capacity	Surplus Capacity as a % of total capacity (%)	Ofsted Rating	% of Y6 pupils attaining Level 4 in English and maths
1. St Lawrence RC Primary School	0.18	Minimal	419	0.7%	Good	80%
2. Victoria Junior School	0.22	High	344	19.8%	Satisfactory	66%
3. Cardinal Road Infant and Nursery School	0.30	Minimal	270	0.7%	Good	N/A

4. Feltham Hill Infant and Nursery School	0.58	Minimal	270	2.2%	Outstanding	N/A
5. Southville Infant and Nursery School	0.59	Minimal	354	-6.4%	Good	N/A
6. Southville Junior School	0.59	Moderate	252	8.2%	Satisfactory	67%
7. Feltham Hill Junior School	0.62	Moderate	360	4.2%	Satisfactory	75%
8. Edward Pauling Primary School	0.79	Moderate	420	27.9%	Satisfactory	57%
9. Sparrow Farm Infant and Nursery School	0.80	Minimal	180	2.2%	Good	N/A
10. Sparrow Farm Junior School	0.84	Moderate	240	17.9%	Satisfactory	82%

### Primary Schools with a high rating

#### *Victoria Junior School*

24. Victoria Junior School is 0.2 miles from the proposed site. It has a capacity for 344 pupils but currently has surplus capacity of around 20%. The school was rated as satisfactory in its last 2 Ofsted inspections. (Mar 2011 and Nov 2007). The last inspection also rated the school's capacity for sustained improvement to be satisfactory.

25. The school has average attainment at Key Stage 2, with 66% of pupils achieving the expected level in English and maths in 2011 –below the national average.

26. The school is very close to the proposed Free School, considerably nearer than the average distance travelled to primary schools in Feltham (0.6miles). It is rated only as satisfactory by Ofsted so parents may be attracted to an alternative school. However this may be mitigated by the fact that Reach will not have any children in KS2 until 2014 when changes in the birth rate will have increased the demand for KS2 places in Hounslow. The

Local Authority has not raised any specific concern over the viability of Victoria Junior School. However, given its current surplus capacity and proximity it is possible that the opening of the Free School could affect the long term financial viability of the school. Therefore on balance we have assessed the impact of opening the Free School as high.

### **Primary Schools with a Moderate Rating**

#### *Southville Junior School*

27. Southville Junior School is 0.6 miles from the proposed site. It has a capacity of 354 pupils and currently has surplus capacity of around 8%. The school was rated as satisfactory in its last 2 Ofsted inspections. (Jan 2011 and Nov 2007). The last inspection rated the school's capacity for sustained improvement to be satisfactory.

28. The school has below average attainment at Key Stage 2, with 67% of pupils achieving the expected level in English and maths in 2011 – below the national average of 74%.

29. The school is located 0.6 miles from the proposed Free School – the average distance traveled to primary school in Hounslow and is rated only as satisfactory by Ofsted, so parents may be attracted to an alternative school. However this may be mitigated by the fact that Reach will not have any children in KS2 until 2014 when changes in the birth rate will have increased the demand for KS2 places in Hounslow. The Local Authority has not raised any specific concern over the viability of Southville Junior School. There is very little surplus in Year 3, the entry point to the school, so even if the school were to lose some pupils to the new Free School it should still be able to fill most or all of its places. Consequently we do not expect the opening of the Free School to affect the long-term financial viability of the school. Therefore we have assessed the impact of opening the Free School as moderate.

#### *Feltham Hill Junior School*

30. Feltham Hill Junior School is 0.6 miles from the proposed site. It has a capacity of 360 pupils and currently has surplus capacity of around 4%. The school was rated as satisfactory in its last Ofsted inspection in July 2010. In his section 8 Report in Oct 2011 the inspector considered the school to be “making satisfactory progress in making improvements and satisfactory progress in demonstrating a better capacity for sustained improvement”.

31. The school has average attainment at Key Stage 2, with 75% of pupils achieving the expected level in English and maths in 2011 – just above the national average of 74%.

32. The school is located 0.6 miles from the proposed Free School – the average distance traveled to primary school in Hounslow and is rated only as satisfactory by Ofsted, so parents may be attracted to an alternative school. The current surplus of 4%, is relatively low but the school has a higher surplus



(8%) at Year 3, the main entry point to the school. This may be mitigated by the fact that Reach will not have any children in KS2 until 2014 when birth rate changes in Hounslow will have increased the demand for KS2 places. The Local Authority has not raised any specific concern over the viability of Feltham Hill Junior School. Therefore on balance we have assessed the impact of opening the Free School as moderate.

#### *Edward Pauling Primary School*

33. Edward Pauling Primary School is 0.8 miles from the proposed site. It has a capacity of 420 pupils and currently has surplus capacity of around 28%. The school was rated as satisfactory in its last 2 Ofsted inspections (Mar 2011 and Feb 2009). The last inspection rated the school's capacity for sustained improvement to be satisfactory.

34. The school has below average attainment at Key Stage 2, with 57% of pupils achieving the expected level in English and maths in 2011 – well below the national average of 74%.

35. The school is located less than a mile from the proposed Free School, slightly further away than the average distance traveled to primary school in Hounslow (0.6miles), is rated only as satisfactory by Ofsted, so parents may be attracted to an alternative school. However the school filled all its reception places in 2010/11, so even if it did lose some pupils to the new Free School it should still be able to fill most, or all, of its places. The Local Authority has not raised any specific concern over the viability of Edward Pauling Primary School. Therefore on balance we have assessed the impact of opening the Free School as moderate.

#### *Sparrow Farm Junior School*

36. Sparrow Farm Junior School is 0.84 miles from the proposed site. It has a capacity of 240 pupils but currently has surplus capacity of around 18%. The school was rated as satisfactory in its last 2 Ofsted inspections. (May 2011 and Mar 2005). The last inspection also rated the school's capacity for sustained improvement to be satisfactory.

37. The school has above average attainment at Key Stage 2, with 82% of pupils achieving the expected level in English and maths in 2011 – above the national average of 74%.

38. The school is located less than a mile from the proposed Free School, slightly further away than the average distance traveled to primary school in Hounslow (0.6miles). It is rated only as satisfactory by Ofsted, so parents may be attracted to an alternative school. However the surplus capacity in year 3, the main entry point of the school, is 5%, much less than the overall surplus of 18% so it may be that improvements in school attainment since 2009 have made this school more attractive. The Local Authority has not raised any specific concern over the viability of Sparrow Farm Junior School. Therefore on balance we have assessed the impact of

opening the Free School as moderate.

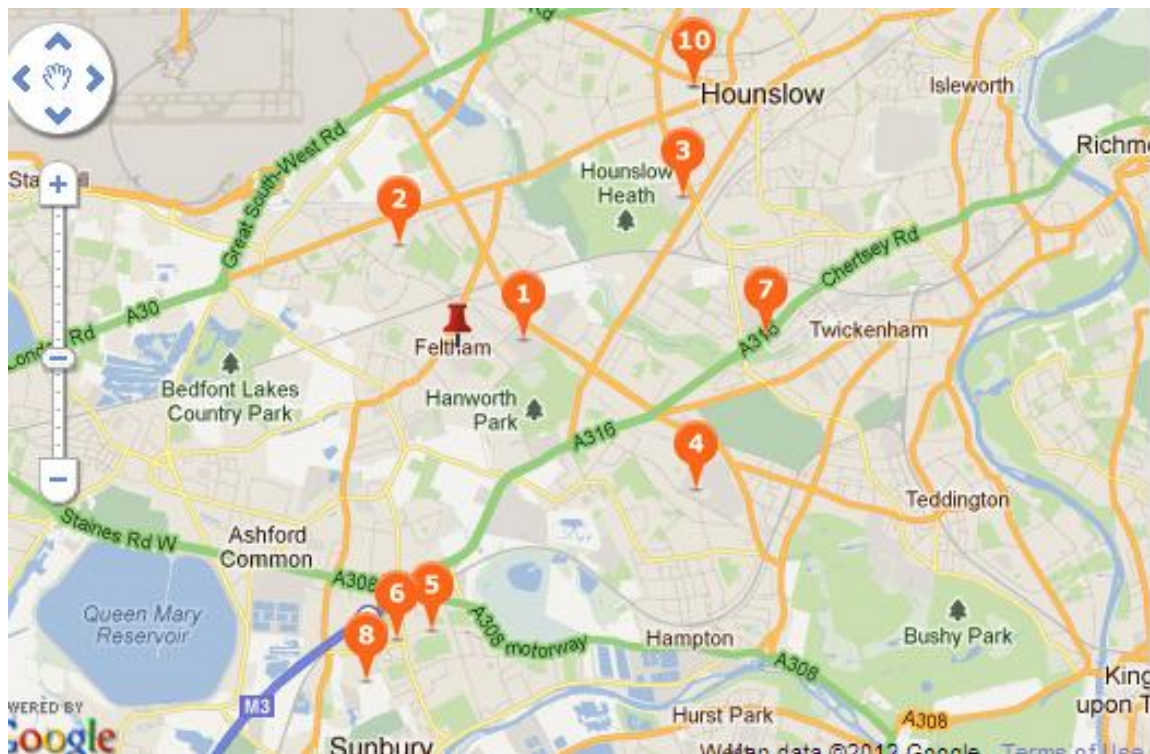
### Primary Schools with a minimal rating

39. Of the 5 other schools considered all have been assessed as being minimally affected by the opening of the Free School. All have little or no surplus capacity. Four are nursery and infant schools where the most pressure for places is likely to be in immediate years as the increased birth rate feeds through into KS1. The other is a Catholic School and less likely to lose pupil to the non faith Free School. Therefore all 5 schools are unlikely to lose a significant number of pupils to the Free School.

### Impact on Secondary Schools and FE Provision

40. As the average distance travelled to secondary school in the area is 1.7 miles, for the purposes of a thorough impact analysis, we have also considered the impact of the Free School may have on all secondary schools within a 3 mile radius of the proposed Free School. This includes sixth form provision in 7 of the schools. There is no further education college within this radius.

41. Below is a discussion of the likely impact of the proposed school on the closest schools to the proposed site. The table below shows that opening the Free School will have a minimal impact on 7 schools, a moderate impact on another 3 and potentially a high impact on 2 schools.



School Name	Distance from Free School (miles)	Impact Rating	Capacity	Surplus Capacity (%)	Ofsted Rating	% of pupils achieving 5+ A*-C GCSEs (or equivalent) including En & Ma
1. Feltham Community College	0.46	High	1,414	22.2%	Good	57%
2. Rivers Academy (formerly Longford Community School)	0.78	High	1363	13.9%	Good	49%
3, The Heathland School	1.83	Minimal	1679	-8.4%	Outstanding	65%
4. Hampton Academy	1.88	Minimal	1050	26.3%	N/A	N/A
5. St Paul's Catholic College	1.91	Minimal	1067	-2.9%	Satisfactory	53%
6. Sunbury Manor School	2.00	Minimal	1050	0.7%	Good	51%
7. Twickenham Academy	2.09	Moderate	1050	32.8%	N/A	49%
8, The Bishop Wand Church of England School	2.33	Minimal	981	-2.8%	Satisfactory	65%
9 & 10 St Mark's Catholic School	2.37	Minimal	1127	-8.0%	Outstanding	84%
Thomas Knyvett College (not shown on map)	2.60	Moderate	1058	50.7%	Satisfactory	39%
Waldegrave School for Girls (not shown on map)	2.63	Minimal	1015	1.5%	Outstanding	87%

School Name	Distance from Free School (miles)	Impact Rating	Capacity	Surplus Capacity (%)	Ofsted Rating	% of pupils achieving 5+ A*-C GCSEs (or equivalent) including En & Ma
Hounslow Manor School (not shown on map)	2.97	Moderate	1006	16.3%	Satisfactory	43%

## Secondary Schools with a high rating

### *Feltham Community College*

42. Feltham Community College is the closest secondary school to the proposed site, located just under 0.5 miles away. It has a capacity of 1,414 pupils and currently has surplus capacity of around 22%. The school was rated as good in its last Ofsted inspection in March 2010. The inspector considered the school's capacity for sustained improvement was also good. The sixth form provision was rated as satisfactory.

43. 57% of pupils within this school achieved 5+ A\*-C GCSEs (or equivalent) including English and maths in 2011 slightly below the national average of 58%. Performance at the school would appear to be improving with only 44% of pupils achieving this standard in 2010, 43% in 2009 and 24% in 2008.

44. At KS5 the average score per student in 2011 was 477.8 well below the national average of 744.8. Unlike KS4 results there does not appear to be an improvement trend in this area with previous average scores being 563.6 (2010), 494.2 (2009) 502.2 (2008)

45. The Local Authority report that Feltham Community College has been working hard to provide education in the context of reduced numbers caused by a previous drop in the birth rate. They consider that introducing more secondary provision in the area will adversely affect the viability of Feltham Community college which has recently become an Academy and has in their view, made significant improvements in standards over the past few years.

46. The Head of Feltham Community College and a number of the teachers responded to Reach Academy's consultation exercise expressing their strong concern about the proximity of the Free School site (this was then next door to the college but has subsequently moved) and the impact the provision of 2 additional forms of entry would have on the viability and quality of education Feltham Community College was able to provide.

47. Feltham Community College is located just under half a mile from the

proposed Free School; this is considerably less than the average distance traveled to secondary school in Hounslow (1.7 miles). Although it was rated as Good by Ofsted in 2010 and performance at KS4 is improving below average performance previously might mean parents are attracted to an alternative school. With the current high level of surplus capacity at the College the opening of the Free School could affect the long term financial viability of the College. Therefore we have assessed the impact of opening the Free School as high. This may be mitigated as the demand from secondary places in the Borough increases from 2015 onwards

### *Rivers Academy*

48. Rivers Academy is 0.8 miles from the proposed site. It has a capacity of 1363 pupils and currently has surplus capacity of around 14%. The school was rated as Good in its last Ofsted inspection in Nov 2009 for both pre 16 and sixth form provision.

49. The school has below average attainment with 49% of pupils achieving 5+ A\*-C GCSEs (or equivalent) including English and maths in 2011– below the national average of 58%. However performance at the school would appear to be improving with only 40% of pupils achieving this in 2010 and 33% in 2009.

50. At KS5 the average score per student in 2011 was 483.6 well below the national average of 744.8. Unlike KS4 results there does not appear to be an improvement trend in this area with previous average scores being 501.8 (2010), 524.0 (2009) 445.6 (2008)

51. The Local Authority report that Rivers Academy has been working hard to provide education in the context of reduced numbers caused by a previous drop in the birth rate. They consider that introducing more secondary provision will adversely affect the viability of Rivers Academy which has recently become an Academy and has in their view, made significant improvements in standards over the past few years.

52. The Academy is located just over half a mile from the proposed Free School; this is considerably less than the average distance traveled to secondary school in Hounslow (1.7 miles). Although it was rated as good by Ofsted in 2009 performance is below average at both KS4 and KS5, so parents may be attracted to an alternative school. Within the context of surplus secondary place in Hounslow the opening of the Free School could affect the long term financial viability of Rivers Academy so we have assessed the impact of opening the Free School as high. This may be mitigated as the demand from secondary places in the Borough increases from 2015 onwards.

## **Secondary Schools with a moderate rating**

### *Twickenham Academy*

53. The Twickenham Academy is located 2.09 miles from the proposed Free School site. The Academy opened in 2010 and is run by Kunskapsskolan, replacing the previous Whitton School. It has a capacity of 1050 pupils and currently has surplus capacity of around 32%.

54. The school has below average attainment with 49% of pupils achieving 5+ A\*-C GCSEs (or equivalent) including English and maths in 2011– below the national average of 58%.

55. The Academy is located in Richmond just over 2 miles from the proposed Free School, this more than the average distance traveled to secondary school in Hounslow (1.7 miles). Fewer than half the pupils in year 7 are located in Hounslow which compares to almost 100% of pupils in the two schools with high impact ratings. As this, and the distance from the new school may limit any impact, we have assessed the impact of opening the Free School as moderate.

### *Thomas Knyvett College*

56. Thomas Knyvett College is 2.6 miles from the proposed Free School site. It has a capacity of 1,058 pupils and currently has surplus capacity of around 51%. The school was rated as Satisfactory in its last Ofsted inspection in Feb 2009. It converted to Academy status in July 2011.

57. The school has below average attainment with 39% of pupils achieving 5+ A\*-C GCSEs (or equivalent) including English and maths in 2011– well below the national average of 58%. This is very similar to the previous year where 38% of pupils achieved this standard but represents a decline on 2009 figures (47%).

58. The Academy is located just over 2.5 miles from the proposed Free School, this is considerably more than the average distance traveled to secondary school in Hounslow (1.7 miles). However it's satisfactory Ofsted rating and below average performance might encourage some parents to consider an alternative school - despite the distance. However the fact that the college is located in Surrey rather than Hounslow might also limit the impact. Around 75% of pupils in year 7 in 2010/11 live in Surrey with only 25% living in Hounslow. Therefore we have assessed the impact of opening the Free School as Moderate.

### *Hounslow Manor School*

59. Hounslow Manor School is 2.97 miles from the proposed site. It has a capacity of 1,006 pupils and currently has surplus capacity of around 16%. The school was rated as Good in its last Ofsted inspection in Sept 2011 for

both pre 16 and sixth form provision. The inspector considered the school's capacity for sustained improvement was also good.

60. The school has below average attainment with 43% of pupils achieving 5+ A\*-C GCSEs (or equivalent) including English and maths in 2011– below the national average of 58%. Although this represents an improvement on 2010 figures where only 28% achieved this standard (28%), there is not a consistent upward trend - 2011 figures are very similar to 2009, where 42% achieved this standard.

61. At KS5 the average score per student in 2011 was 698.8 just below the national average of 744.8. Unlike KS4 results there does appear to be an improvement trend with previous average scores being 651.0 (2010), 555.4 (2009) 555.4 (2008).

62. The School is located almost 3 miles from the proposed Free School; this is almost twice the average distance traveled to secondary school in Hounslow (1.7 miles). Although it was rated as Good by Ofsted in 2011 performance is below average for KS4 so parents may be attracted to an alternative school. However the distance from the Free School and the projected 7% increase in demand for secondary places by 2017/18 mean that we have assessed the impact of opening the Free School as Moderate.

### **Secondary Schools with a minimal rating**

63. Of the seven other secondary schools considered, all have been assessed as being minimally affected by the opening of the Free School. All except Hampton Academy have little or no surplus capacity and so are already popular with parents. Three are faith schools and one a girls' only school so all less likely to lose pupils to the mixed sex, non faith Free School. All but the very popular Heathland are located beyond the average distance travelled to secondary schools in the area. Therefore all 7 schools are unlikely to lose a significant number of pupils to the Free School.

64. The Heathland School although assessed as minimally affected by the establishment of the Free School responded to Reach Academy's consultation exercise. They expressed concern about the use of public funds for a new school at a time of financial restraint when there was no need for additional secondary places locally. Isleworth & Syon School for Boys located over four miles from the proposed site and not included in this impact assessment also made similar point in response to the consultation.

### **Conclusion**

65. My assessment has concluded that the new school will have a moderate to minimal overall impact on the surrounding schools, although one primary and two secondary schools are at a high general risk of losing significant number of pupils. The impact on the primary school (Victoria Junior School) is likely to be mitigated by the fact that Reach will not have any children in KS2 until 2014 when the increased birth rate will have increased

the demand for KS2 places in Hounslow. The impact on the two secondary schools (Feltham Community College and River Academy) may be to affect their long-term financial viability.

66. I conclude that it is appropriate for the Secretary of State to enter into the Funding Agreement with the Free School Trust in light of the possible impacts on the basis that:

- a. the additional school will be likely to improve standards in the area;
- b. there are forecast increases in the primary-age and later secondary-age population in Hounslow and surrounding areas; and
- c. The additional school will give parents greater choice and will offer something different to existing schools. For example; a relatively small all through school environment; a curriculum focused on raising aspirations and attainment; an extended school day.