

# Official Statistics Release

Policy area:	Childcare providers and places
Theme:	Children, Education and Skills
Published on:	24 October 2013
Coverage:	England
Period covered:	31 March 2013 - 30 September 2013
Status:	<b>FINAL</b>
Issued by:	Office for Standards in Education, Children's Services and Skills (Ofsted) 125 Kingsway London WC2B 6SE
Statistician:	Louise Butler
Public enquiries:	enquiries@ofsted.gov.uk
Press enquiries:	pressenquires@ofsted.gov.uk
Link to official statistics release web page:	<a href="http://www.ofsted.gov.uk/resources/registered-childcare-providers-and-places-england-december-2008-onwards">http://www.ofsted.gov.uk/resources/registered-childcare-providers-and-places-england-december-2008-onwards</a>
Publication medium:	Ofsted website
Publication frequency:	Six monthly

## Introduction

Every six months, Ofsted publishes statistics on the number of childcare providers registered with Ofsted on the Early Years Register and the Childcare Register, and the number of places offered by those registered on the Early Years Register. The analysis of movement in the childcare sector shows the number of providers that leave and join the sector and, at the local authority level, providers that remain active but move to another local authority.

Providers and places statistics show the position at the end of the period for all active providers. In the interactive publication, users may also select the end position at each month within the period. Charts show the number of providers by provision type, and trends over time.

## Contents

Introduction .....	2
Key findings .....	3
Methodology .....	4
Additional information .....	5
Chart 1: Total number of childcare providers registered with Ofsted at the end of each quarter.....	6
Chart 2: Total movement in the childcare sector since December 2009 .....	7
Chart 3: Total movement in the childcare sector between 31 March 2013 and 30 September 2013, by provider type .....	8
Table 1: Registered childcare providers and places as at 30 September 2013 .....	9
Table 2: Movement in the childcare sector between 31 March 2013 and 30 September 2013 .....	10
Glossary .....	12

## Key findings

- A total of 95,480 childcare providers were registered with Ofsted at 30 September 2013. This includes providers on the Early Years Register and the compulsory and voluntary parts of the Childcare Register. This is a net decrease of 507 providers since 31 March 2013. The reduction of 952 in the number of providers on the Early Years Register is partially offset by an increase in the number of providers on the voluntary Childcare Register.
- Out of the total registered childcare providers, 79,667 (83%) are on the Early Years Register. About two thirds of these are childminders and almost a third offer childcare on non-domestic premises. Although fewer in number, childcare on non-domestic premises are larger providers (such as nurseries and pre-schools), so provide 1,023,404 (79%) of the places available for children.
- The number of early years registered providers has generally been declining since the Early Years Foundation Stage began in 2008. Over the last six months, 3,891 providers joined the Early Years Register and 4,843 left, resulting in a net decrease of 952 providers. This was mainly due to a fall in the number of childminders during the period. In turn the reduction in the number of providers has led to a loss of 9,094 places. Of course, there are fluctuations in the number of providers who join and leave from month to month. At the end of September there were 1,300,245 places available for children.
- 14,100 (15%) of all registered providers are only on the voluntary part of the Childcare Register. Although still small, the number of providers on this register has more than doubled in size from the 4,516 active providers registered in December 2008. The last six months saw an increase of 434 providers, although, as this is a voluntary register, an increase in the number registering does not necessarily indicate an increase in the number of providers operating in this sector. Home childcarers such as nannies make up 86% of these providers, and care for children of any age up to their 18th birthday wholly or mainly in the home of a child being cared for. The on-going rise in the numbers opting to register with Ofsted may be due to financial incentives, because parents are only eligible for tax credits and childcare vouchers if the provider they use to care for their child is registered with Ofsted.

## Methodology

1. Registered places are the number of children that may attend the provision at any one time. Registered places are not the number of places occupied, nor the number of children who may benefit from receiving places through providers offering sessions at different times of the day. Place numbers are only collected for providers on the Early Years Register.
2. Providers are the number of providers registered with Ofsted at the end of the relevant period. These include providers on the Early Years and Childcare Registers.
3. Averages are used to estimate the number of places for a very small number of providers whose place numbers are not available at the time of the analysis. There may also be small discrepancies in totals due to rounding.
4. Joiners are the number of providers that have been registered with Ofsted during the period selected in the report. Most of these are new registrations, but figures also include providers that have re-activated registration or changed provider type or register. At the local authority or government office region, this may also include providers that have relocated into a new geographical area.
5. Leavers are the number of providers that have been edited in Ofsted's registration database to 'inactive' status during the period selected in the report. Most of these are resignations' where providers have left the register, but figures also include providers that have had registration cancelled or changed provider type or register. At the local authority or government office region, this may also include providers that have relocated out of a geographical area.
6. At the national level, the number of leavers and joiners reflect those who have left and joined the sector, while at the regional and local authority levels the statistics reflect those providers who have relocated as well. In order to capture geographical changes of providers, the joiners and leavers data are now extracted and postcodes compared to the Office for National Statistics (ONS) database on a daily basis.
7. Some providers have a protected status regarding their location, therefore no postcodes are extracted through the database. The geographical location of all providers is assigned according to the ONS database based on postcode data, rather than, for example, the local authority as recorded in the registration data. A small number of providers, less than 1%, have postcodes that are not recognised for other reasons, such as partial data or new postcode area not yet updated in the database. These providers are recorded under the heading 'no region' and are included in national figures.

## **Additional information**

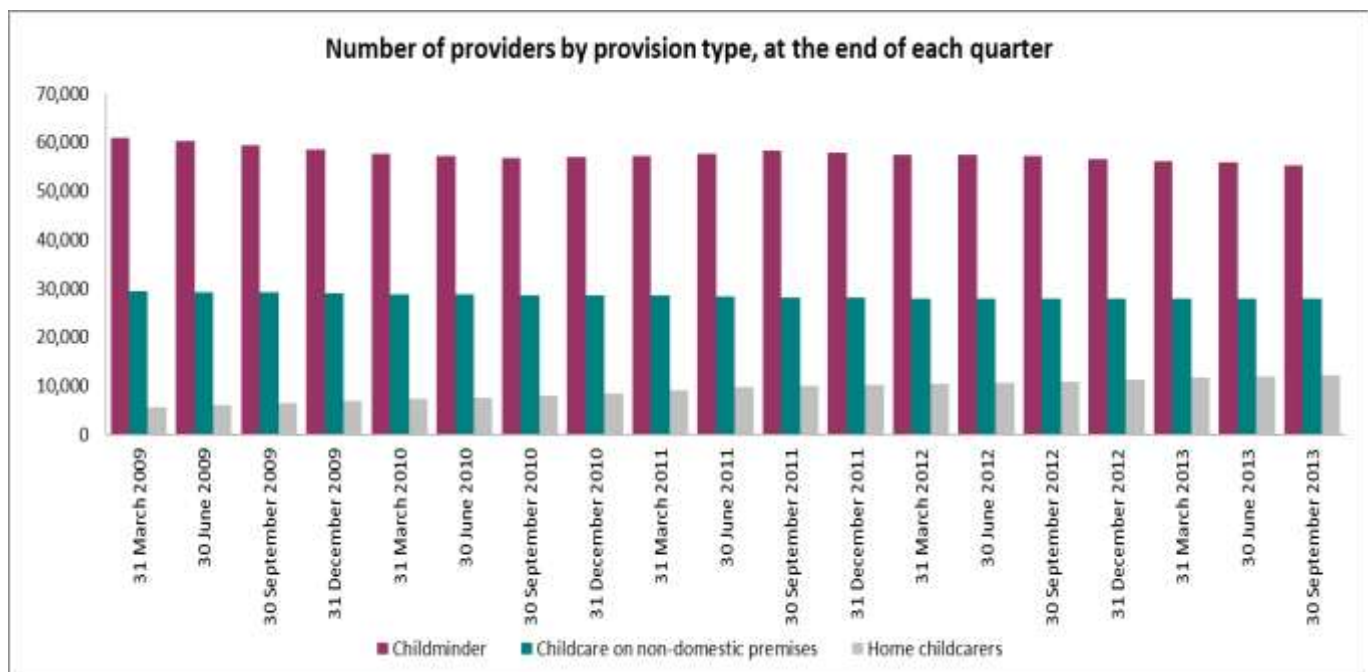
All the information and charts shown in this release, along with additional analysis by month and at regional and local authority level, are available in Excel format on the Ofsted website in the same location as this document.

**Chart 1: Total number of childcare providers registered with Ofsted at the end of each quarter**

Total number of childcare providers at the end of each quarter

Quarter ending	Provider Type		
	Childminder	Childcare on non-domestic premises	Home childcarer
31 March 2009	60,915	29,458	5,481
30 June 2009	60,178	29,228	6,042
30 September 2009	59,323	29,128	6,348
31 December 2009	58,603	29,037	6,808
31 March 2010	57,732	28,820	7,214
30 June 2010	57,204	28,715	7,493
30 September 2010	56,710	28,558	7,867
31 December 2010	56,882	28,478	8,452
31 March 2011	57,228	28,439	9,153
30 June 2011	57,663	28,353	9,630
30 September 2011	58,194	28,168	9,998
31 December 2011	57,882	28,007	10,250
31 March 2012	57,474	27,942	10,436
30 June 2012	57,322	27,918	10,574
30 September 2012	57,149	27,852	10,831
31 December 2012	56,552	27,949	11,304
31 March 2013	56,166	27,931	11,730
30 June 2013	55,957	27,906	11,867
30 September 2013	55,281	27,884	12,135

Source: Regulatory Support Application



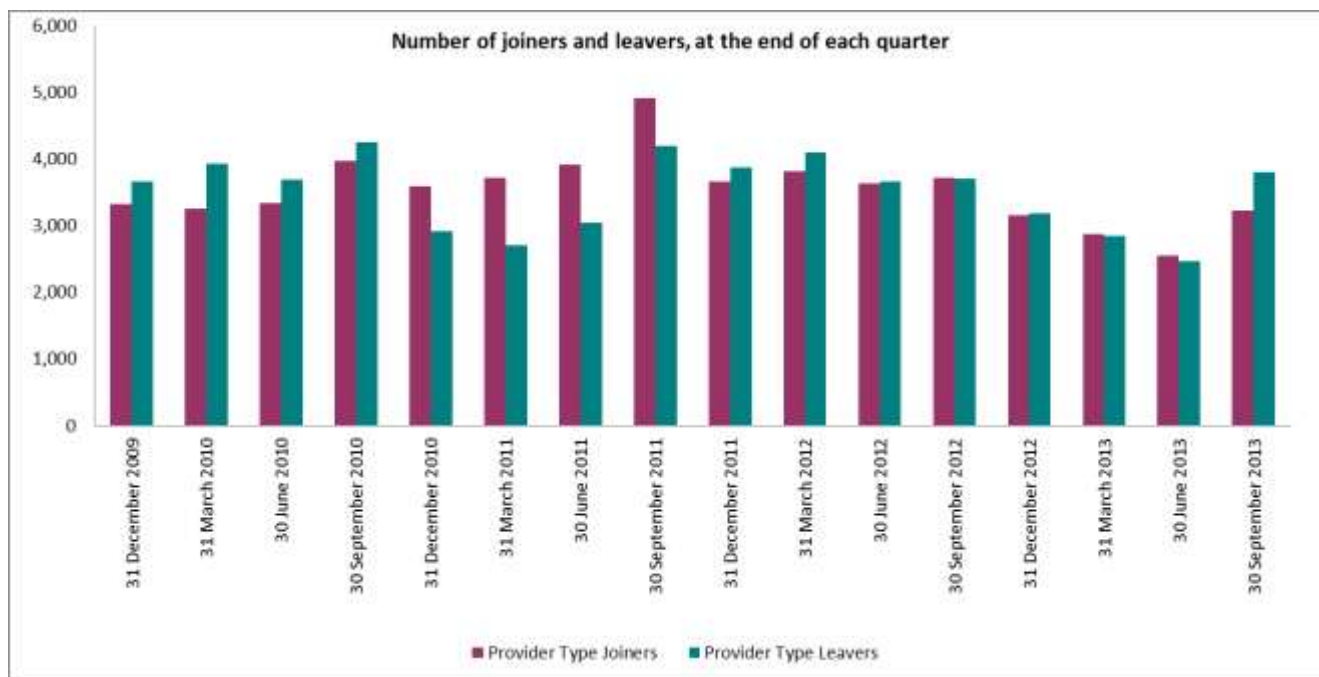
Childcare on domestic premises have been excluded in the graph above, because of their small number relative to other childcare provision types

## Chart 2: Total movement in the childcare sector since December 2009

Total number of joiners and leavers at the end of each quarter

Quarter ending	Provider Type		
	Joiners	Leavers	Net change
31 December 2009	3,324	3,668	-344
31 March 2010	3,253	3,933	-680
30 June 2010	3,341	3,688	-347
30 September 2010	3,972	4,254	-282
31 December 2010	3,596	2,915	681
31 March 2011	3,720	2,703	1,017
30 June 2011	3,910	3,042	868
30 September 2011	4,917	4,195	722
31 December 2011	3,657	3,869	-212
31 March 2012	3,814	4,106	-292
30 June 2012	3,636	3,669	-33
30 September 2012	3,723	3,702	21
31 December 2012	3,160	3,186	-26
31 March 2013	2,880	2,847	33
30 June 2013	2,545	2,473	72
30 September 2013	3,226	3,805	-579

Source: Regulatory Support Application

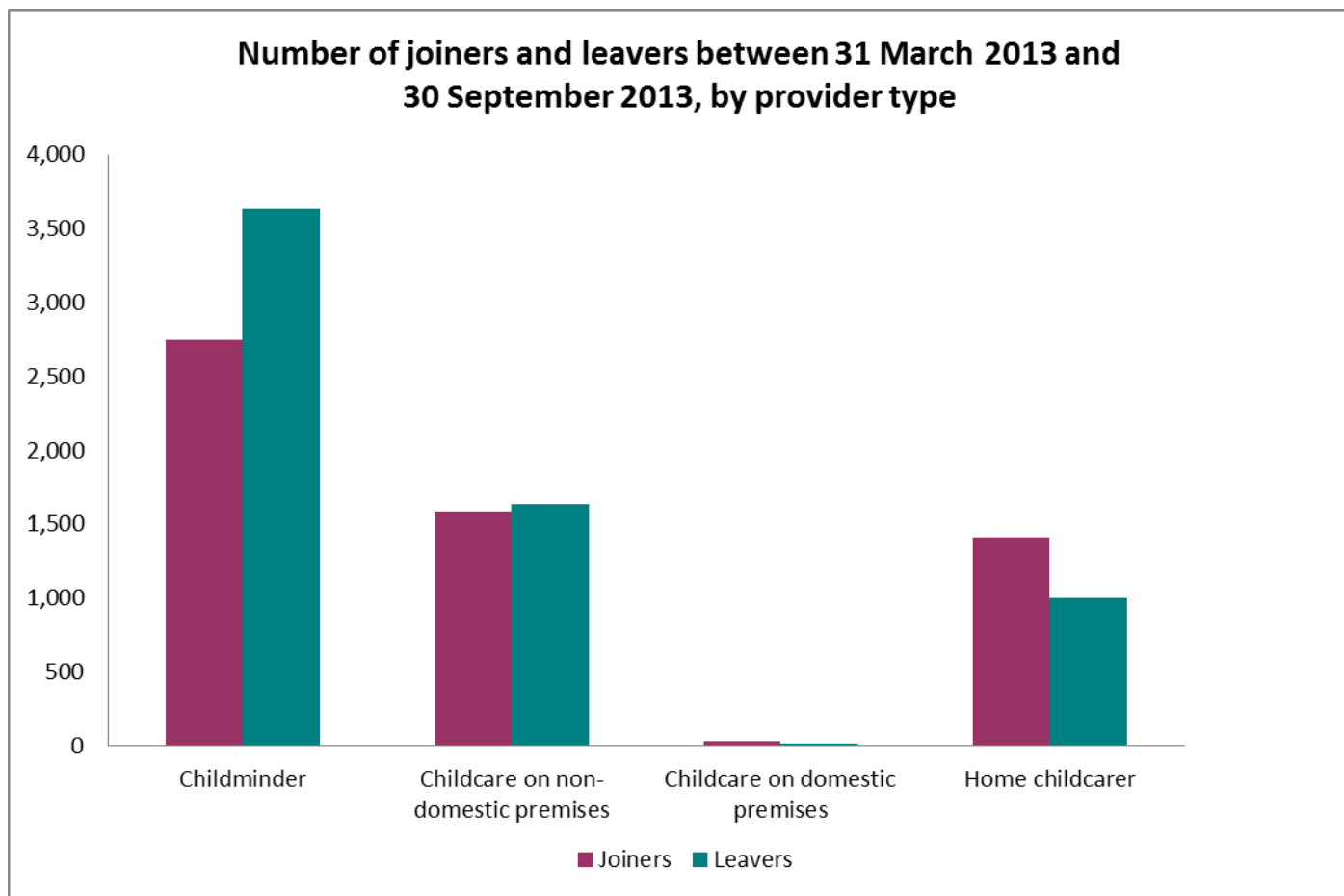


**Chart 3:** Total movement in the childcare sector between 31 March 2013 and 30 September 2013, by provider type.

Total number of joiners and leavers by provider type

	Provider Type				Total
	Childminder	Childcare on non-domestic premises	Childcare on domestic premises	Home childcarer	
Joiners	2,747	1,587	30	1,406	5,770
Leavers	3,633	1,634	10	1,001	6,278

*Source: Regulatory Support Application*





**Table 1: Registered childcare providers and places as at: 30 September 2013**

Provision on: <sup>1</sup>	Childminder		Childcare on Non-Domestic Premises		Childcare on Domestic Premises		Home Childcarer		All providers	
	Providers <sup>2</sup>	Places <sup>3</sup>	Providers <sup>2</sup>	Places <sup>3</sup>	Providers <sup>2</sup>	Places <sup>3</sup>	Providers <sup>2</sup>	Places <sup>3</sup>	Providers <sup>2</sup>	Places <sup>3</sup>
All Registers	50,680	258,751	15,932	671,634	124	2,192	-	-	66,736	932,577
EYR and CCR	3,055	14,419	1,985	84,864	28	522	-	-	5,068	99,805
EYR and VCR	9	33	163	7,452	0	0	-	-	172	7,485
EYR only	194	611	7,478	259,454	19	312	-	-	7,691	260,378
<b>EYR registered</b>	<b>53,938</b>	<b>273,814</b>	<b>25,558</b>	<b>1,023,404</b>	<b>171</b>	<b>3,026</b>	-	-	<b>79,667</b>	<b>1,300,245</b>
CCR and VCR	1,059	-	538	-	1	-	-	-	1,598	-
CCR Only	40	-	75	-	0	-	-	-	115	-
VCR Only	244	-	1,713	-	8	-	12,135	-	14,100	-
<b>Total</b>	<b>55,281</b>	-	<b>27,884</b>	-	<b>180</b>	-	<b>12,135</b>	-	<b>95,480</b>	-

<sup>1</sup> Register(s): Ofsted register care provided for children on two registers, the Early Years Register (EYR) and the Childcare Register, which has a compulsory (CCR) and voluntary (VCR) component. People can apply to join one register or both registers at the same time. Most childcare providers caring for children aged under eight must register with Ofsted unless the law says they are not required to do so. If a childcare provider is not required to register with Ofsted, then in some circumstances they may choose to do so by joining the voluntary part of the Childcare Register (VCR). For further information, visit our website at: <http://www.ofsted.gov.uk/Ofsted-home/Forms-and-guidance/Browse-all-by/Other/General/Factsheet-childcare-Registration-not-required>

<sup>2</sup> Providers are the number of providers registered on the database at the at the end of the relevant period. As not all providers inform Ofsted that they have ceased provision, this number is likely to be higher than the actual number of providers.

<sup>3</sup> Registered places are the number of children that may attend the provision at any one time. Registered places are not the number of places occupied, nor the number of children who may benefit from receiving places through providers offering sessions at different times of the day. Place numbers are only collected for providers on the Early Years Register. For these providers, the numbers show the total places available for children under eight. As of 1 September, providers can only care for children in accordance with the requirements of the Early Years Foundation Stage. Ofsted no longer set additional conditions at registration and will only update data on available places at inspection. Averages are used for a very small number of providers whose place numbers are not available at the time of the analysis. There are very small discrepancies in totals due to rounding.

Regional breakdowns exclude providers whose postcode is not recognised in the Office for National Statistics (ONS) database or home childcarers who are registered to look after children in England but live outside the country. These providers are counted under 'No Region'.

Home childcarers can only be on the Voluntary Childcare Register. Five home childcarers are recorded as being on the 'CCR and VCR' at the end of March 2013 and April 2013 in this release, but this is a result of data entry errors in Ofsted's source data. These data have been corrected from May 2103 onwards but data cannot be altered for earlier periods for technical reasons.

Additional note: A dash ( - ) in the table data denotes not applicable.

**Table 2: Movement in the childcare sector between 31 March 2013 and 30 September 2013**

Provision on: <sup>1</sup>	Childminder		Childcare on Non-Domestic Premises		Childcare on Domestic Premises		Home Childcarer		All providers	
	Providers <sup>2</sup>	Places <sup>3</sup>	Providers <sup>2</sup>	Places <sup>3</sup>	Providers <sup>2</sup>	Places <sup>3</sup>	Providers <sup>2</sup>	Places <sup>3</sup>	Providers <sup>2</sup>	Places <sup>3</sup>
<b>Provision on Early Years Register</b>										
<b>Position as at 31 March 2013</b>	<b>54,778</b>	<b>277,422</b>	<b>25,688</b>	<b>1,029,219</b>	<b>153</b>	<b>2,698</b>	-	-	<b>80,619</b>	<b>1,309,339</b>
Joiners <sup>4</sup>	2,579	11,483	1,284	43,709	27	490	-	-	3,891	55,682
Leavers <sup>5</sup>	3,419	16,396	1,414	51,434	9	144	-	-	4,843	67,974
Changes in place numbers <sup>6</sup>	-	1,305	-	1,910	-	-17	-	-	-	3,198
<b>Net overall change</b>	<b>-840</b>	<b>-3,608</b>	<b>-130</b>	<b>-5,815</b>	<b>18</b>	<b>329</b>	-	-	<b>-952</b>	<b>-9,094</b>
<b>Position as at 30 September 2013</b>	<b>53,938</b>	<b>273,814</b>	<b>25,558</b>	<b>1,023,404</b>	<b>171</b>	<b>3,027</b>	-	-	<b>79,667</b>	<b>1,300,245</b>
<b>Provision not on Early Years Register</b>										
<b>Non EYR start</b>	<b>1,388</b>	-	<b>2,243</b>	-	<b>7</b>	-	<b>11,730</b>	-	<b>15,368</b>	-
Joiners <sup>4</sup>	168	-	303	-	3	-	1,406	-	1,880	-
Leavers <sup>5</sup>	213	-	220	-	1	-	1,001	-	1,435	-
<b>Net overall change</b>	<b>-45</b>	-	<b>83</b>	-	<b>2</b>	-	<b>405</b>	-	<b>445</b>	-
<b>Non EYR end</b>	<b>1,343</b>	-	<b>2,326</b>	-	<b>9</b>	-	<b>12,135</b>	-	<b>15,813</b>	-
<b>All provision</b>										
<b>Position as at 31 March 2013</b>	<b>56,166</b>	-	<b>27,931</b>	-	<b>160</b>	-	<b>11,730</b>	-	<b>95,987</b>	-
Joiners <sup>4</sup>	2,747	-	1,587	-	30	-	1,406	-	5,771	-
Leavers <sup>5</sup>	3,632	-	1,634	-	10	-	1,001	-	6,278	-
<b>Net Overall Change</b>	<b>-885</b>	-	<b>-47</b>	-	<b>20</b>	-	<b>405</b>	-	<b>-507</b>	-
<b>Position as at 30 September 2013</b>	<b>55,281</b>	-	<b>27,884</b>	-	<b>180</b>	-	<b>12,135</b>	-	<b>95,480</b>	-

<sup>1-2</sup> Register(s) and Providers, see footnotes on 'Table 1' worksheet.

<sup>3</sup> Places, see footnotes on 'Table 1' worksheet. Averages are used for a very small number of providers whose place numbers are not available at the time of the analysis. There are very small discrepancies in totals due to rounding.

<sup>4</sup> Joiners are the number of providers that have been added to Ofsted's registration database during the period selected in the report. Most of these are new registrations, but figures also include providers that have re-activated registration or changed provider type or register. At the local authority or government office region, this may also include providers that have relocated into a new geographical area.

<sup>5</sup> Leavers are the number of providers that have been edited in Ofsted's registration database to 'inactive' status during the period selected in the report. Most of these are resignations, but figures also include providers that have had registration cancelled or changed provider type or register. At the local authority or government office region, this may also include providers that have relocated out of a geographical area.

<sup>6</sup> Changes in place numbers are the net change in registered places for active providers.

Regional breakdowns exclude providers whose postcode is not recognised in the Office for National Statistics (ONS) database or home childcarers who are registered to look after children in England but live outside the country. These providers are counted under 'No Region'.

Additional note: A dash ( - ) in the table data denotes not applicable.

## **Glossary**

### *Childminder*

This is a person who is registered to look after one or more children, to whom they are not related, for reward. Childminders work with no more than two other childminders or assistants.

They care for:

- children on domestic premises that are not usually the home of one of the children unless they care for children from more than two families wholly or mainly in the homes of the families.
- at least one individual child for a total of more than two hours in any day. This is not necessarily a continuous period of time.

### *Childcare providers on domestic premises*

These are people providing care on domestic premises with at least three other people. They can provide the care directly or employ people to work with them. The difference between childminding and childcare on domestic premises is the number of people involved. If four or more people look after children at any time they are providing childcare on domestic premises, not childminding.

### *Childcare providers on non-domestic premises*

These are people providing care for individual children in premises that are not someone's home. These premises can range from converted houses to purpose built nurseries.

### *Home childcarers*

Home childcarers care for children of any age up to their 18th birthday wholly or mainly in the home of a child being cared for, and care for children from no more than two families. They can only register on the voluntary part of the Childcare Register.

### *Registers*

Under the Childcare Act 2006, childcare providers register on either or both of two registers:

- The Early Years Register, which is for providers who care for children from birth to the 31 August following their fifth birthday, and who must deliver the Early Years Foundation Stage.
- The Childcare Register, which has two parts:
  - a compulsory part, for providers who care for children aged from the end of the Foundation Stage up to and including age seven.
  - a voluntary part, for providers who care for children aged eight and over and those for whom registration is not compulsory, for example nannies.

Further information about how Ofsted registers childcare providers can be found at:

<http://www.ofsted.gov.uk/Ofsted-home/Forms-and-guidance/Browse-all-by/Care-and-local-services/Childcare/Registration>

© Crown copyright

You may re-use this information (not including logos) free of charge in any format or medium, under the terms of the Open Government Licence. To view this licence, visit <http://www.nationalarchives.gov.uk/doc/open-government-licence/> or write to the Information Policy Team, The National Archives, Kew, London, TW9 4DU or e-mail: [psi@nationalarchives.gsi.gov.uk](mailto:psi@nationalarchives.gsi.gov.uk).