

Dadansoddi ar gyfer Polisi



Analysis for Policy

Social research


Number: 60/2014



Llywodraeth Cymru
Welsh Government

www.cymru.gov.uk

Managing children's behaviour, attitudes and practices: Baseline Survey 2013



Managing children's behaviour, attitudes and practices: Baseline Survey 2013

**Knowledge and Analytical Services
Welsh Government**

For further information please contact:

Semele Mylona

Knowledge and Analytical Services

Finance and Corporate Services

Welsh Government

Cathays Park

Cardiff

CF10 3NQ

Welsh Government

Tel: 029 2082 6942

Email: Semele.Mylona@wales.gsi.gov.uk

Welsh Government Social Research, 3 June 2014

ISBN 978-1-4734-0878-4

© Crown Copyright 2014

Table of contents

LIST OF TABLES	3
LIST OF FIGURES	4
KEY FINDINGS	5
1. INTRODUCTION	8
1.1 BACKGROUND.....	8
1.2 ABOUT THIS REPORT.....	9
2. SAMPLE DESCRIPTION: PARENTHOOD AND FAMILY COMPOSITION 10	
3. MANAGING CHILDREN'S BEHAVIOUR	11
3.1 DISCIPLINARY METHODS USED.....	11
3.2 VIEWS ON THE MOST EFFECTIVE DISCIPLINARY METHODS USED	13
3.3 SMACKING AS A DISCIPLINARY METHOD	16
4. ATTITUDES TOWARDS PHYSICAL PUNISHMENT	19
4.1 "IS IT SOMETIMES NECESSARY TO SMACK A NAUGHTY CHILD?"	19
4.2 PARENT'S OPINIONS ON SMACKING THEIR CHILD(REN).....	21
4.3 ATTITUDES TO THE LAW REGARDING PHYSICAL PUNISHMENT	23
5. SOURCES OF INFORMATION.....	25
ANNEX A: METHODOLOGY.....	27
ANNEX B: QUESTIONNAIRE	30

List of tables

Table 3.1: Disciplinary methods used by current and ever parents in descending order for current parent preferences	12
Table 3.2: Most effective disciplinary methods by social class	15
Table 3.3: Circumstances in which children were smacked (summary statistics)	17
Table 4.1: “Which of the following statements comes closest to your personal opinion on smacking your child(ren)?”	21
Table 4.2: “From this list, which of the following statements comes closest to your personal opinion on smacking your child(ren)?”	23

List of figures

Figure 3.1: Methods of improving or managing child(ren)'s behaviour used by social class	13
Figure 3.2: Methods used and those considered most effective for improving or managing child(ren)'s behaviour	14
Figure 4.1: Attitudes to the law regarding physical punishment ^a	24
Figure 5.1: Sources of information / advice received for managing children's behaviour as indicated by all parents in the sample	25

Key findings

- Twelve questions about attitudes to parenting practices and child discipline were asked of 1,022 respondents (of which 56% were parents), interviewed as part of the November 2013 wave of the Wales Omnibus Survey. The survey, conducted by Beaufort Research Ltd, is designed to be representative of the population resident in Wales aged 16 years and over.
- The Welsh Government commissioned this research in order to obtain information and insights into current parenting attitudes and practices in Wales.
- This report is a factual representation of the results and does not examine causal links.

Managing children's behaviour

- All parents were asked to indicate, from a list provided, which methods they have used to improve or manage their child(ren)'s behaviour. 'Praising good behaviour' (52%); 'saying no' (50%); and 'reasoning with them' (50%) were in the top three preferences.
- All parents were asked to indicate what they thought were the most effective methods for managing or improving their child(ren)'s behaviour. Those judged to be most effective were: 'Stopping them from doing something they like to do' (23%); reasoning with them (22%) and praising good behaviour (18%)
- All parents were asked to specify the circumstances under which (if any) they have smacked their child(ren). Although 37% of the parents in the sample indicated that they would not smack their child(ren), 13% said that although they had smacked their children they would not do so in any of the circumstances suggested by the survey. Parents specified the following circumstances where they had smacked their child(ren):
 - 'To stop them doing something which is dangerous or harmful to them' (20%);
 - 'As a last resort' (19%); and
 - 'To stop them doing something which is dangerous or harmful to another child' (10%).

Attitudes to physical punishment

- All respondents were asked the extent of their agreement to the statement "*it is sometimes necessary to smack a naughty child*". There was no clear consensus on responses to this statement as 44% generally agreed with the statement and 38% generally disagreed.

- Of the 44% who **generally agreed** with the statement “*it is sometimes necessary to smack a naughty child*”:
 - 94% indicated that they had ‘Always agreed’;
 - 6% that they ‘Changed their view over the years’; and
 - 1% opted for ‘Don’t know’.
- The most frequent reasons given for changing their view on smacking were that:
 - Smacking is something that ‘Needs to be done sometimes\ kids can be naughty’ (31%);
 - ‘Older and wiser\ learn as get older’ (29%); and
 - ‘Now have children\ am a parent’ (18%).

Twenty-three percent of respondents did not answer this follow up question.
- Of the 38% respondents who **generally disagreed** with the statement “*it is sometimes necessary to smack a naughty child*”:
 - 80% indicated that they have always disagreed.
 - 18% reported that they had ‘Changed their view over the years’.
 - 2% said they did not know.
- The most frequent reasons given for changing their view on smacking were that:
 - ‘Changing times\ changed with the times’ (20%)
 - ‘Better or other ways to manage behaviour’ (17%)
 - ‘Now have children\ am a parent’ (11%)

Eighteen percent of respondents did not specify a reason and 3% did not answer the question.
- All parents were asked to select from a list of statements the one they felt reflected more accurately their view on smacking their child(ren) of which:
 - 45% selected “I think it is always wrong to smack a child, and I won’t do it”;
 - 37% selected “I don’t like the idea of smacking a child, but I will do it if nothing else works”; and
 - 16% selected “I’m comfortable with the idea of smacking a child and will do it when I think it’s necessary”.

The law

- Forty-three percent of all respondents agreed with the statement “the law should allow parents to smack their children” and 33% disagreed with the statement.
- Twenty-eight percent of all respondents agreed with the statement “there should be a complete ban on parents hitting their children, even a smack as a punishment” and 51% disagreed with the statement.

Sources of information

- All parents in the sample were asked to indicate the sources of information they have used to receive information, advice or guidance on managing their child(ren)'s behaviour.
- Overall, 39% of all parents said that they did not use any of the sources suggested. The top three choices from all parents in the sample (who confirmed using any sources) were:
 - 'Friend\Relative' (44%)
 - 'Health visitor' (21%)
 - 'School'
- Parents with children under 18 years old were also asked to specify in which three ways they would most like to receive information about managing child(ren)'s behaviour. Twenty-nine percent of respondents opted for 'None' (29%) whereas the three most popular choices were 'Face-to-face' (43%), 'Leaflets' (15%) and 'Fact Sheets' (13%).

1. Introduction

1.1 Background

The Welsh Labour manifesto (2011: 59) and subsequent Programme for Government (Welsh Government, 2011) contains a commitment to '*Work to make physical punishment of children and young people unacceptable through the promotion of positive alternatives*'.

The Welsh Government provides a range of support and information to parents to encourage the use of positive parenting. This is promoted through, for example, Flying Start, Families First, Communities First programmes and Integrated Family Support Services. The Family Information Service in every local authority area also provides families with information about services and resources that can support them with positive parenting.

In order to obtain information and insights into current parenting attitudes and practices in Wales the Welsh Government commissioned research in two stages; first qualitatively and then quantitatively. The first stage of qualitative research comprised a series of focus groups across Wales¹. The findings from this work were used to inform the development of the survey questions that were used in the second stage of quantitative research, results of which are presented in this report.

The Wales Omnibus Survey, conducted independently by Beaufort Research is a face-to-face Omnibus survey of the Welsh general public. This was used to carry out the quantitative research as it provides a robust and cost-effective means of gaining an insight into public perceptions. Twelve questions were inserted in the November 2013 survey examining attitudes to parenting practices and child discipline with a sample of 1,022 adults in Wales aged 16 and over.

¹ Welsh Government (2013) Attitudes to parenting practices and child discipline, Welsh Government, Social research Number 13/2014 ([link](#))

1.2 About this report

Questions about attitudes to managing children's behaviour were asked of 1,022 respondents who were interviewed as part of the November 2013 wave of the Wales Omnibus Survey. The survey is designed to be representative of the population resident in Wales aged 16 years and over. This report is a factual representation of the survey findings.

The report followed the terminology used in the 2007 DCSF report² to define the following parent groups:

- *Current parents*: those who, at the time of interview, had at least one child under the age of 18 (whether living with the respondent or not living with the respondent); and
- *Ever parents*: those who have grown-up children, who are all 18+ years old.

The merged results from both current and ever parents altogether are referred to as 'all parents' (i.e. those who have children aged under 18 and/or over 18).

To be noted that the definition of parent throughout the survey included the terms "*parent/ legal guardian/ carer*" and was inclusive of a foster or adoptive parent or a stepparent. Under this terminology, the words 'mother' and 'father' were used to refer to female and male parents respectively throughout this report.

More information on the survey methodology and a detailed breakdown of the terminology used throughout the report is included in Annex A. The full questionnaire is attached at Annex B.

² Department for Children, Schools and Families (DCSF) (2007) A study into the views of parents on the physical punishment of children for the Department for Children, Schools and Families (DCSF), October 2007

2. Sample description: parenthood and family composition

The sample comprised 1,022 respondents aged 16+ of which 571 (56%) were parents. According to the definitions in section 1.2, 276 (27%) were current parents and 295 (29%) respondents were ever parents (see Annex B, Question 1). This report focuses primarily on the responses provided by 'all parents' unless otherwise stated.

Regardless of whether their child(ren) live in their household or not:

- 45% (123) of the current parents in the sample had one child,
- 31% (86) had two,
- 15% (41) had three,
- 7% (20) had four, and
- 2% (5) had five or more (see Annex B, Question 2).

3. Managing children's behaviour

3.1 Disciplinary methods used

All parents were asked to indicate which of the methods listed in Table 3.1 they have used to improve or manage their child(ren)'s behaviour (see Annex B, Questions 4a/b). Praising good behaviour, saying no and reasoning with children were in the top three preferences, respectively featuring in 52% (295), 50% (288) and 50% (286) of respondents' sets of stated practices. Around four in ten respondents have stopped their child from doing something they like (245; 43%) and a similar proportion have used setting clear boundaries (240; 42%) and shouting at their child(ren) (239; 42%) to manage their behaviour.

With regard to the differences between the preferences from current and ever parents, Table 3.1 (overleaf) illustrates that they were similarly distributed across the options except for grounding and smacking that ranked higher for ever parents (40% and 31% respectively). The options 'making them take 'time out'/go to the 'naughty step' or 'naughty mat'' and 'not talking to them/paying them any attention' ranked higher for current parents (34% and 15% respectively).

The methods used for managing child(ren)'s behaviour did not vary by gender, with similar views being reported from both mothers and fathers. However, mothers were more likely than fathers to mention some options; i.e. 'Creating a diversion when they are doing something wrong' (30% v. 19%) and 'Counting to 3' (31% v. 20%).³

³ To be noted that multiple answers were allowed in this question.

Table 3.1: Disciplinary methods used by current and ever parents in descending order for current parent preferences

<i>Disciplinary method used</i>	<i>Current parents</i>	<i>Ever parents</i>
Praising good behaviour	54% (150)	49% (145)
Say no	52% (143)	49% (145)
Stopping them from doing something they like to do	47% (130)	39% (115)
Reasoning with them	47% (130)	53% (156)
Rewarding good behaviour (e.g. with sweets, stickers, treats)	44% (121)	32% (95)
Setting clear boundaries	41% (112)	43% (128)
Shouting at them	39% (108)	44% (131)
Sending them to their room	37% (102)	38% (113)
Making them take 'time out'/go to the 'naughty step' or 'naughty mat'	34% (93)	12% (36)
'Counting to 3'	31% (85)	22% (64)
'Grounding' them	28% (78)	40% (117)
Creating a diversion when they are doing something wrong	27% (75)	25% (72)
Using my own behaviour to set a good example	23% (65)	23% (67)
Stopping their pocket money	17% (47)	20% (60)
Smacking them	16% (45)	31% (92)
Not talking to them/paying them any attention	15% (41)	4% (13)
Making them do extra tasks/chores around the house	14% (39)	15% (45)
None of these	3% (9)	1% (3)
Something else	1% (4)	2% (5)
Don't know	1% (2)	1% (4)
<i>Base</i>	<i>276</i>	<i>295</i>

There were no significant differences between parents of different socio-economic status⁴ for many of the methods used to manage children's behaviour, including smacking, shouting, making them do extra chores and not talking to them/ paying them any attention. Those in social class AB⁵, though, were more likely to have used their behaviour to set a good example (38% compared to 23% total) and to have set clear boundaries (65% compared to 42% total) but equally likely to report using all other methods.

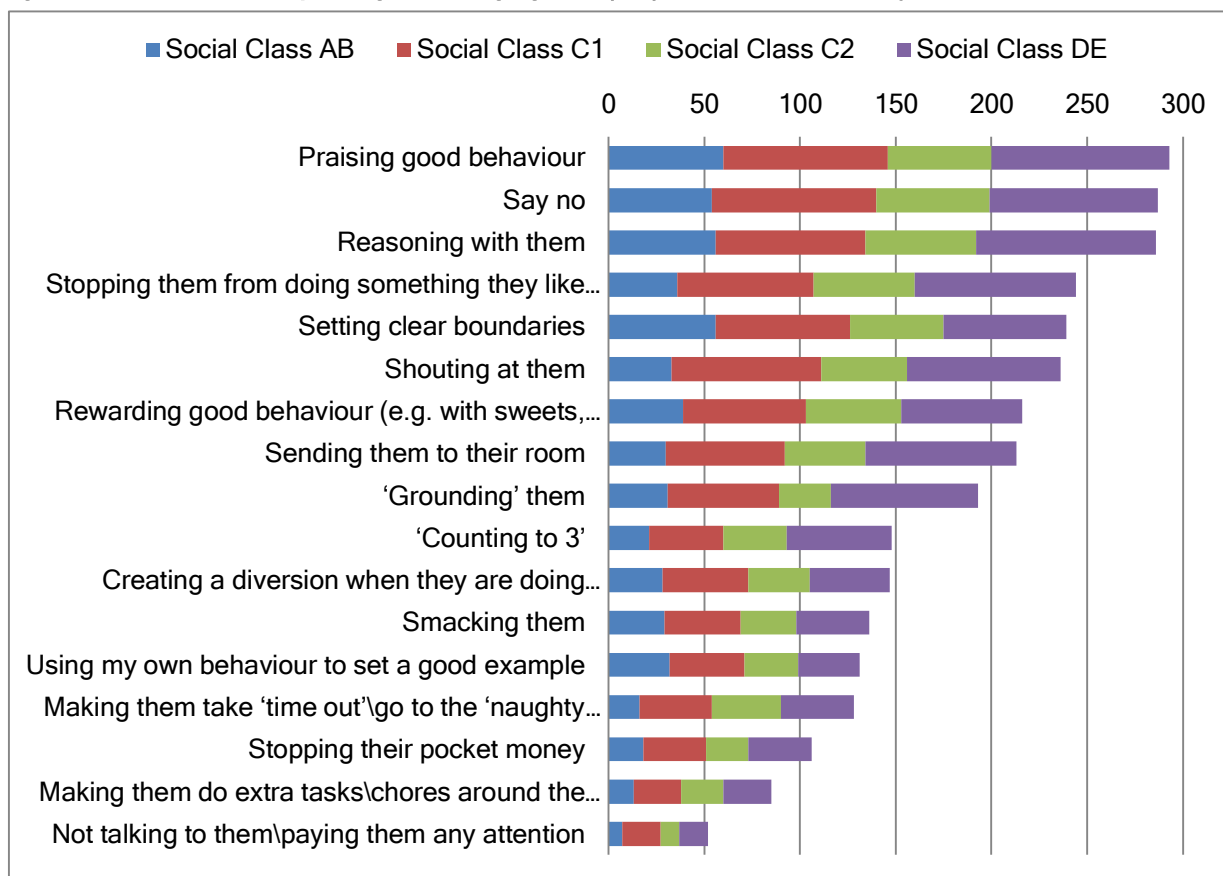
Figure 3.1 shows the total numbers recorded on preferences across the four social class categories. The horizontal axis denotes count of observations recorded for each method. It should be mentioned that the questioning format

⁴ See Annex A for detailed definition on the social class categories used in the survey.

⁵ Those who live in households where the chief income earner is social grade A or B (Higher managerial, administrative, professional; see Annex A).

allowed multiple responses and that a small segment of the sample that opted for 'Something else', 'None of these' and 'Don't know' was not accounted for in Figure 3:1.

Figure 3.1: Methods of improving or managing child(ren)'s behaviour used by social class⁶



3.2 Views on the most effective disciplinary methods used

All parents were asked which three options they thought were the *most effective* in managing or improving their child(ren)'s behaviour (see Annex B, Questions 5a/b). The top choice of the most effective methods was 'Stopping them from doing something they like to do' with 23% (130). Not surprisingly, two out of the top three most popular disciplinary methods were also those judged to be most effective; i.e. reasoning with them (126; 22%) and praising good behaviour (104; 18%).

⁶ See Annex A for the social class categories.

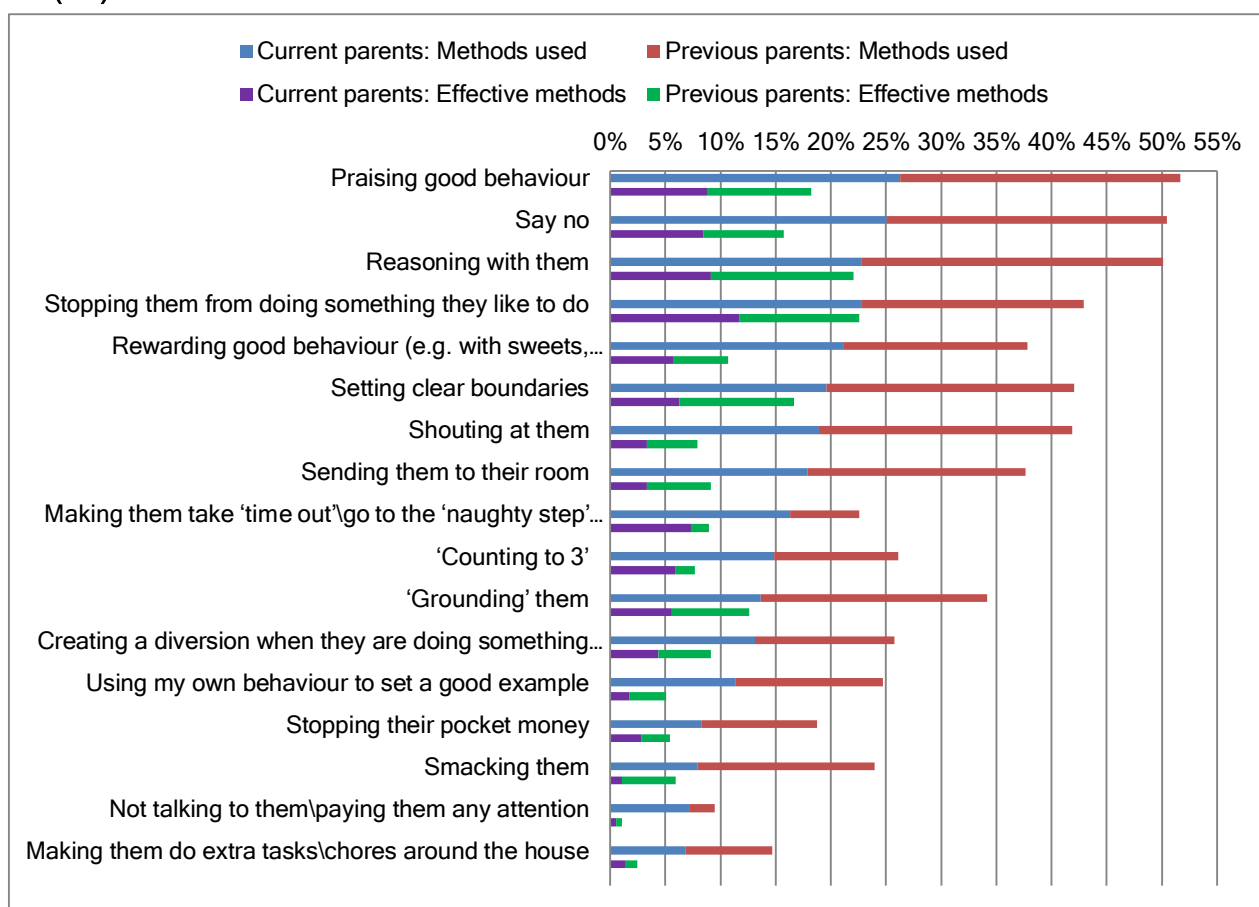
As seen in Figure 3.2, although ‘saying no’ was in the top three of the disciplinary methods used from all parents altogether (288; 50%), it did not rank in the top three most effective methods chosen from those listed in the survey. According to *current* parents the most effective methods were:

- ‘Stopping them from doing something they like to do’ (67; 24%);
- ‘Reasoning with them’ (52; 19%); and
- ‘Praising good behaviour’ (50; 18%).

The top three choices for *ever* parents were:

- ‘Reasoning with them’ (74; 25%);
- ‘Stopping them from doing something they like to do’ (62; 21%); and
- ‘Setting clear boundaries’ (59; 20%).

Figure 3.2: Methods used and those considered most effective for improving or managing child(ren)'s behaviour



Views on the most effective methods differed between mothers and fathers. ‘Stopping them from doing something they like to do’ was ranked first by mothers as the most effective disciplinary method (25%; 86) but was ranked third by fathers (44; 19%). On the other hand, ‘Reasoning with them’ was found to be the most effective method as indicated by fathers and the second most effective method for mothers accounting for 22%⁷ of both subgroups in the sample. ‘Setting clear boundaries’ came third in the responses from mothers with 18% (61)⁸ and ‘Praising good behaviour’ ranked similarly for fathers with 20% (48).

Regarding socio-economic status, Table 3.2 presents the most effective methods used for managing child(ren)'s behaviour as indicated by all parents in the sample across the social grades used in the survey. The horizontal axis denotes the total count of responses that was received for each of the methods listed in the survey and from each social class category.

Table 3.2: Most effective disciplinary methods by social class

<i>Disciplinary method used</i>	<i>Social Class</i>			
	<i>AB</i>	<i>C1</i>	<i>C2</i>	<i>DE</i>
Stopping them from doing something they like to do	16	36	26	50
Reasoning with them	25	35	21	45
Praising good behaviour	28	30	14	32
Setting clear boundaries	31	23	15	27
Say no	17	28	20	26
‘Grounding’ them	7	21	13	32
Rewarding good behaviour (e.g. with sweets, stickers, treats)	8	20	18	16
Sending them to their room	7	10	13	22
Creating a diversion when they are doing something wrong	15	15	10	12
Making them take ‘time out’\go to the ‘naughty step’ or ‘naughty mat’	4	10	18	19
‘Counting to 3’	4	9	13	18
Shouting at them	2	15	11	16
Smacking them	9	8	7	10
Stopping their pocket money	3	9	6	13
Using my own behaviour to set a good example	8	9	5	5
Making them do extra tasks\chores around the house	3	3	3	5
Not talking to them\paying them any attention	1	4	1	1

⁷ Male count: 51; female count: 75

⁸ This method came fifth in male’s parents responses with 15% (35)

Interestingly, when responses are merged in the two main categories of social class (A/BC1 and C2D/E) there were indicative differences to the question about the most effective disciplinary methods. For A/BC1 parents⁹: 'Praising good behaviour' and 'Setting clear boundaries' are in the top three most effective disciplinary methods chosen by A/BC1 parents¹⁰. Similarly 'Reasoning with them' and 'Saying no', 'Creating a diversion when they are doing something wrong' and 'Using my own behaviour to set a good example' were also more likely to be cited from A/BC1 parents. On the other hand, parents from C2D/E were more likely to have 'Making them take 'time out'' go to the 'naughty step' or 'naughty mat' in their top most effective disciplinary methods.

3.3 Smacking as a disciplinary method

All parents in the sample were asked to specify the circumstances under which (if any) they have smacked their child(ren) (see Annex B, Questions 6a/b). As seen in Table 3.3 overleaf, 37% of the parents in the sample indicated that they would not smack their child(ren) and 13% opted for 'None of these'.

Bearing in mind that more than one response was allowed in the question, 20% of the parents in the sample reported having smacked their child(ren) 'To stop them doing something which is dangerous or harmful to them'; 19% 'As a last resort'; and 10% 'To stop them doing something which is dangerous or harmful to another child'.

Overall, there was a consensus in the views on physical punishment from current and ever parents. According to the resulting figures, ever parents were more likely to indicate that they have used smacking

- 'As a last resort': option selected from 23% (67) ever parents and 15% (41) from current parents.

⁹ With 25% (60) and 19% (45) respectively compared to 20% (66) and 14% (45) from C2D/E parents.

¹⁰ With 24% (57) for the first and 23% (54) for the latter compared to 14% (46) and 13% (42) that respectively accounted for same options from C2D/E parents.

- ‘When a short, sharp shock will be more effective than a long, drawn-out punishment’: this option was the choice of 33 (11%) ever parents and of 16 (6%) current parents.
- ‘When they were having a tantrum’: reason quoted by 8% (23) of ever parents and 4% (12) of current parents.
- ‘When they ‘talk back’ or are rude to me or someone else’: reason indicated by 7% (21) of ever parents and 1% (3) of current parents.

However, 34% (101) of ever and 41% (113) of current parents indicated that they would not smack their child(ren) under any circumstances. Eight percent (24) of ever and 18% (49) of current parents said that none of these scenarios would be reasons for smacking their child(ren) but did not say that they would never smack them.

Table 3.3: Circumstances in which children were smacked (summary statistics)

<i>Circumstances in which children were smacked</i>	<i>All parents</i>
To stop them doing something which is dangerous or harmful to them	20% (111)
As a last resort	19% (108)
None of these	13% (74)
To stop them doing something which is dangerous or harmful to another child	10% (56)
When a short, sharp shock will be more effective than a long, drawn-out punishment	9% (49)
When their behaviour needs to be corrected	7% (41)
When they are having a tantrum	6% (34)
When they have hit, scratched or bitten me or someone else	6% (36)
When I have ‘snapped’\lost my temper	5% (31)
When they have deliberately disobeyed me\nnot paid any attention to what I am telling them	5% (31)
To stop them from damaging something	4% (24)
When they ‘talk back’ or are rude to me or someone else	4% (23)
When they have damaged something	3% (18)
Don't know	2% (9)
When they need a lesson in how to behave that they will remember	2% (9)
When I have been told by another adult that they have been naughty	1% (5)
When they need to be reminded of my authority over them\that I am in charge of them	1% (8)
Something else	0% (1)
When they have got bad marks at school\reports from school	0% (2)
Would not smack them	37% (213)
<i>Base</i>	<i>571</i>

All parents were also asked to consider in which of these circumstances (see Annex B, Questions 7a/b), if any, they think they might smack (current) or might have smacked (ever) their child(ren). Results were similar to those outlined above, with the top three options altogether being 'To stop them doing something which is dangerous or harmful to them' (111; 19%); 'As a last resort' (96; 17%); and 'To stop them doing something which is dangerous or harmful to another child' (65; 11%). However, 33% (191) of all parents said that they would not smack them and 14% (80) opted for 'None of these'.

Examining responses from current and ever parents separately, 41% (114) of current parents said that they would not smack them and 18% (50) opted for 'None of these', whereas the corresponding figures for ever parents were 26% (77) and 10% (30) respectively. The top options indicated as potential reasons for smacking from current parents were: 'To stop them doing something which is dangerous or harmful to them' (52; 19%), 'As a last resort' (35; 13%) and 'To stop them doing something which is dangerous or harmful to another child' (32; 11%). Considering responses from ever parents only, the top options were: 'As a last resort' (60; 20%), 'To stop them doing something which is dangerous or harmful to them' (58; 20%) and 'To stop them doing something which is dangerous or harmful to another child' (34; 11%).

4. Attitudes towards physical punishment

4.1 “Is it sometimes necessary to smack a naughty child?”

Regardless of parental status, all the respondents in the survey were asked to what extent they agreed with the statement “*it is sometimes necessary to smack a naughty child*” (see Annex B, Question 8a).

There was no clear consensus on responses to this statement. Responses were similarly distributed between those that generally agreed (44%; 452) with the statement “*it is sometimes necessary to smack a naughty child*” and those that disagreed (38%; 386). More specifically, 11% (114) of the respondents in the sample strongly agreed, 33% (339) opted for ‘Tend to agree’, 16% (159) opted for ‘Tend to disagree’ and 22% (226) strongly disagreed. Fifteen percent (157) of the respondents neither agreed nor disagreed and 3% (26) said that they did not know.

From those that generally agreed (‘strongly’ & ‘tend to’) with the statement “*it is sometimes necessary to smack a naughty child*”, more than half (54%; 244) were parents (carers/guardians) and 46% (208) were not parents. In terms of the age of their children, 22% (99) indicated they were parents of children aged 17 or under and 32% (145) were parents of persons that are now adults.

From those that generally disagreed with the statement “*it is sometimes necessary to smack a naughty child*”, 66% (254) were parents and 34% (132) were not. From the parents that disagreed, 55% (139) had children aged 17 or under and 45% (115) had children that are now adults.

In terms of gender, there was a fair amount of consistency between the views of mothers and fathers as 45% (221) of fathers and 44% (231) of mothers agreed with the statement “*it is sometimes necessary to smack a naughty child*”. Similarly, 36% (179) of fathers and 39% (207) of mothers disagreed with that statements.

Regarding age, the majority of those that agreed (54%; 212) were aged 55 or older and the majority of those that disagreed were between 16 and 34 years of age (note that these figures are not limited to parents only).

Respondents who generally disagreed with the statement “*it is sometimes necessary to smack a naughty child*” (38%; 386) were asked to clarify if this was something they have always disagreed with or if they have changed their view over time (see Annex B, Question 8bi). Results indicated that the majority (80%; 310) said that they have always disagreed and only 18% (69) confirmed that they have ‘changed view over years’. Two percent (6) said they did not know.

Those that said they have changed their views to disagree over time quoted the following reasons:

- ‘Changing times\ changed with the times’ (20%; 14)
- ‘Better or other ways to manage behaviour’ (17%; 12)
- ‘Now have children\ am a parent’ (11%; 8)
- ‘Older and wiser\ learn as get older’ (10%; 7)
- ‘Smacking doesn't work’ (10%; 7)
- ‘Media\ publicity\ read something’ (6%; 4)

Twelve (18%) respondents did not specify a reason and 2 (3%) did not answer the question.

Similarly, those who generally agreed (44%; 452) with the statement “*it is sometimes necessary to smack a naughty child*”¹¹, were asked to clarify whether their view had changed over time. Of this group:

- 94% (424) of them indicated that they had ‘Always agreed’;
- 6% (26) that they ‘Changed view over years’; and
- 1% (3) opted for ‘Don't know’.

¹¹ See Annex B, Question 8bii

The main reasons given when asked on why they changed their view on smacking¹² (changed view to agree that it is sometimes necessary to smack a naughty child) were that

- ‘smacking is something that needs to be done sometimes\ kids can be naughty’ (31%; 8);
- respondent getting ‘Older and wiser \ learn as get older’ (29%; 7); and
- ‘Now have children\ am a parent’ (18%; 4).

Six (23%) respondents did not answer this follow up question.

In summary, there was no clear consensus on responses to the statement “*it is sometimes necessary to smack a naughty child*”. There was little difference in terms of gender, however older respondents (aged 55 or older) were more likely to agree with the statement and younger respondents (between 16 and 34 years of age) were more likely to disagree with statement.

4.2 Parent's opinions on smacking their child(ren)

All parents were asked to select from a list of statements the one they felt reflected more accurately their view on smacking their child(ren) (see Annex B, Question 9). These statements are presented in Table 4.1 below alongside the percentage of respondents indicating each.

Table 4.1: “Which of the following statements comes closest to your personal opinion on smacking your child(ren)?”

<i>Response</i>	<i>Percentage of respondents^a</i>
I think it is always wrong to smack a child, and I won't do it	45
I don't like the idea of smacking a child, but I will do it if nothing else works	37
I'm comfortable with the idea of smacking a child and will do it when I think it's necessary	16
Don't know	2

Base: 571 respondents identified as parents (i.e. current and ever, guardians, carers).

(a) May not sum to exactly 100 per cent due to rounding.

As seen in Table 4.1, around half (45%; 259) of respondents were against smacking their child(ren) and almost two in five (37%; 209) said they did not

¹² See Annex B, Question 8c

like the idea but would use it as a last resort. A smaller proportion (16%; 91) of respondents indicated that they were comfortable with idea of smacking and would use it as a method of discipline.

There was a consensus in the views of mothers and fathers as, in both subsamples, almost half¹³ thought it was wrong to smack a child and more than one in three¹⁴ indicated that they did not like the idea but would do it “*if nothing else works*”. Eighteen percent (43) of fathers and 14% (48) of mothers in the sample said they were comfortable with idea of smacking and would use it as a method of discipline.

In relation to age of parents, 58% (72) of 16 -34 years of age were against smacking with this figure dropping to 42% (94) of parents in the 35-54 age range and 41% (93) in the 55 or older age category. Similarly, whilst 28% (35) parents aged 16-34 indicated that they did not like the idea but would use smacking if necessary, 38% (85) and 40% (90) of those parents aged 35-54 and 55 or older respectively reported this view. These results suggest that although smacking as a method of discipline is less popular among younger parents compared to their older counterparts it would still be used as a last resort.

Regarding socio-economic status, Table 4.2 shows that parent’s views across the social grades were similarly distributed, as in each category almost half¹⁵ thought smacking was wrong but more than one third¹⁶ said they would still use it if they thought it was necessary. Less than two in five¹⁷ parents in both social grades were comfortable using smacking as a method of discipline.

¹³ That is 46% (107) fathers and 45% (152) mothers in the sample.

¹⁴ That is 33% (77) fathers and 39% (132) mothers in the sample.

¹⁵ That is 42% (100) from ABC1 and 47% (57) from C2DE.

¹⁶ That is 37% (88) from ABC1 and 36% (121) from C2DE.

¹⁷ This is 18% (44) from ABC1 and 14% (47) from C2DE.

Table 4.2: “From this list, which of the following statements comes closest to your personal opinion on smacking your child(ren)?”

<i>Response</i>	Region					Social grade	
	<i>N Wales</i>	<i>Mid W Wales</i>	<i>WS Wales</i>	<i>Valleys</i>	<i>Cardiff & SE Wales</i>	<i>ABC1</i>	<i>C2DE</i>
I think it is always wrong to smack a child, and I won't do it	46% (72)	41% (43)	53% (60)	48% (50)	37% (35)	42% (100)	47% (157)
I don't like the idea of smacking a child, but I will do it if nothing else works	39% (62)	42% (44)	31% (36)	35% (36)	35% (33)	37% (88)	36% (121)
I'm comfortable with the idea of smacking a child and will do it when I think it's necessary	15% (23)	16% (17)	13% (15)	14% (15)	23% (22)	18% (44)	14% (47)
Don't know	-	1% (1)	3% (3)	2% (3)	5% (5)	2% (4)	2% (8)

Base: 571 respondents identified as parents (i.e. current and ever, guardians, carers).

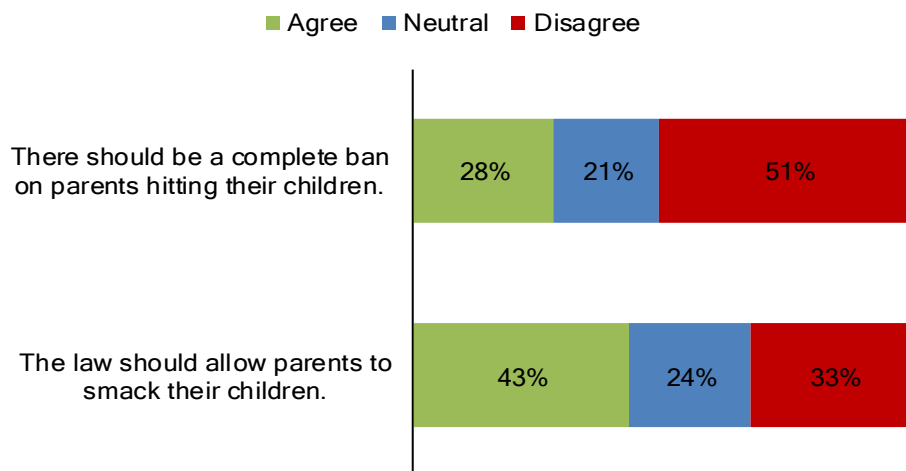
4.3 Attitudes to the law regarding physical punishment

All respondents in the survey (regardless of parent status) were asked to what extent they agreed or disagreed with the following statements about the law regarding physical punishment (see Annex B, Question 12).

- There should be a complete ban on parents hitting their children, even a smack as a punishment.
- The law should allow parents to smack their children.

As seen in Figure 4.1, more than half of the respondents disagreed with the first statement, that there should be a complete ban on parents hitting their children, with 284 (28%) respondents opting for 'Tend to disagree' and 237 (23%) for 'Strongly disagree'. Around one in five maintained a neutral approach, indicating that they either did not know (3%; 28) or that they neither agreed nor disagreed (18%; 183). From those that generally agreed (28%; 290), 187 (65%) said that they strongly agreed and 103 (36%) opted for 'Tend to agree'.

Figure 4.1: Attitudes to the law regarding physical punishment ^a



Base: 1,022 respondents.

(a) 'Agree' category includes 'Strongly agree' and 'Agree'. 'Disagree' category includes 'Strongly disagree' and 'Disagree'. 'Neutral' category includes 'Neither agree nor disagree' and 'Don't know'.

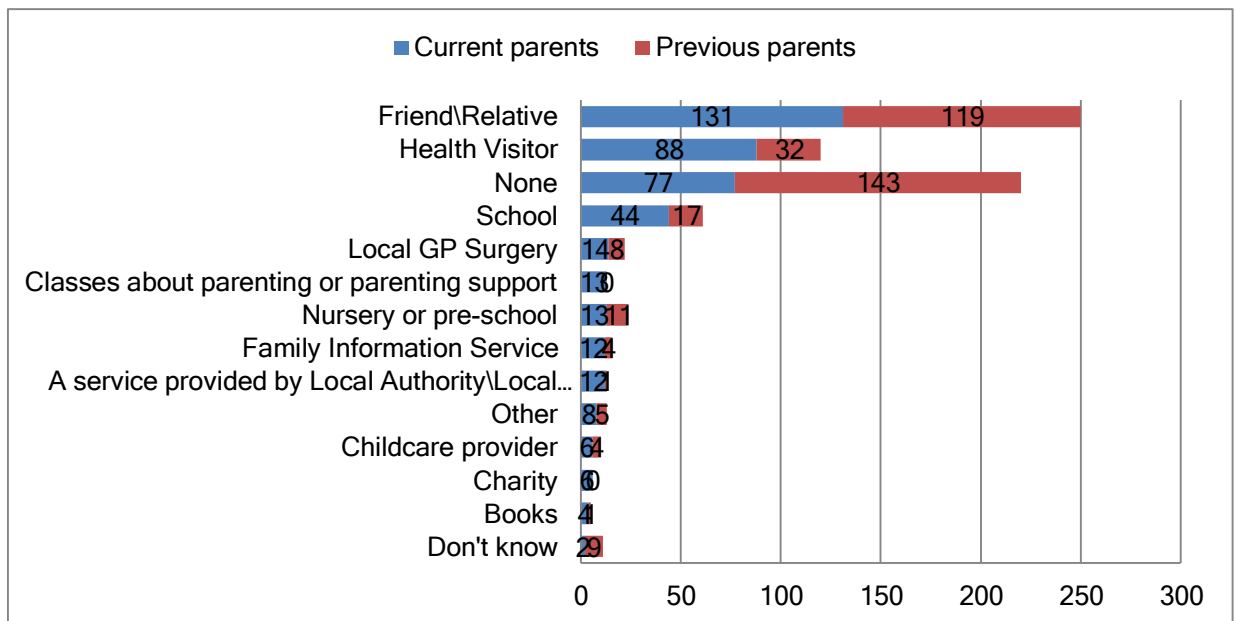
With regard to the second statement, around two in five agreed that 'the law should allow parents to smack their children' but one third of the respondents overall disagreed; 20% (202) strongly and 13% (132) 'Tend to disagree'. Similar to the previous statement, around one in five were neutral, indicating that they either did not know (4%; 43) or that they neither agreed nor disagreed (20%; 205).

5. Sources of information

All parents in the sample were asked to indicate the sources of information they have used to receive information, advice or guidance on managing their child(ren)'s behaviour (see Annex B, Questions 10a/b).

Figure 5:1 presents the total count for the responses from current and ever parents for each of the sources cited in the survey in stacked bars, to allow comparison of the contribution of each (ever and current) to their total across the source categories.

Figure 5.1: Sources of information / advice received for managing children's behaviour as indicated by all parents in the sample



Base: 571 respondents (276 current and 295 ever parents aged 16+).

Overall, 220 (39%) of parents said that they did not use any sources of information or advice. The top three choices from all parents in the sample who confirmed using any sources of information were 'Friend\Relative' (44%; 250), 'Health visitor' (21%; 120) and 'School' (11%; 60). The order of preference does not particularly change when considering preferences from ever and current parents separately; however, the fact that option 'None' was selected by 77 (out of 276) current and 143 (out of 295) ever parents suggests

that current parents seem to be more open to receive information and guidance compared to their ever counterparts.

As a follow up to that question, current parents were asked to specify in which three ways they would most like to receive information about managing child(ren)'s behaviour (see Annex B, Question 11). 'Face-to-face' was the most popular response with 43% (119), with 'Leaflets' and 'Fact Sheets' in the second and third place with 15% (40) and 13% (36) respectively. A proportion of respondents opted for 'None' (29%; 81) while 7 respondents (3%) opted for 'Don't know' and 4 respondents (1%) for 'Other'.

The rest of the options in order of preference were:

- Website (12%; 32)
- TV Programmes on parenting (9%; 24)
- Classes or advice session about parenting or parenting support (8%; 23)
- Books (7%; 20)
- Telephone helpline\advice line (6%; 17)
- e-mail service (5%; 15)
- Magazines (4%;12)
- Discussion in a chatroom (2%; 5)
- Text messaging (1%; 4)
- Using a mobile application (APP: 1%; 2)
- Instant messaging (1%; 2)

Annex A: Methodology

The Wales Omnibus Survey sample is designed to be representative of the population resident in Wales aged 16 years and over. The unit of sampling is Lower Super Output Area (LSOA) and 69 interviewing points throughout Wales are selected with probability proportional to resident population, after stratification by local authority and social grade.

Within each sampling point, demographic quota controls of age and social class within sex are employed for the selection of respondents. Quotas are set to reflect the individual demographic profile of each selected point.

The data have been weighted by age group within gender within unitary authority grouping to give each cell its correct incidence within the Wales total derived from the results of the 2011 Census.

A fresh sample of interviewing locations and individuals are selected for each survey and no more than one person per household is interviewed. Interviews are conducted face to face in the homes of respondents utilising CAPI (Computer Aided Personal Interviewing) technology.

Most survey fieldwork was conducted between 15th and 26th November 2013, with a few interviews conducted after this date. A total of 1,022 face-to-face interviews were conducted and analysed for this baseline survey.

Proportional quota sampling

When survey data are tested for statistical significance, an assumption is made that the achieved sample represents a random sample of the relevant population. However, as the Wales Omnibus Survey uses proportional quota sampling (not random sampling), genuine statistical significance cannot, strictly speaking, be established¹⁸. Therefore, when a difference between two sub-groups is described as being 'significant' in this report, this refers to a pseudo-statistically significant difference at the 95 per cent confidence level. This means that, if the survey did use a random sample, the probability of obtaining the finding by chance would be less than one in 20.

Chi-square analysis

The chi-square test has been used in the analysis to determine whether an observed relationship between two categorical variables in the sample (i.e. the 1,006 interviewees) is likely to reflect a genuine association in the population (i.e. the adult population resident in Wales aged 16 years and over).

¹⁸ Gschwend, T (2005). Analyzing Quota Sample Data and the Peer-review Process. *French Politics*, 2005, 3, (88-91).

Sub-sample sizes

Table A.2, below, shows the number of respondents for each sub-sample used in the analysis. The numbers of respondents are given for the unweighted and weighted samples.

Table A.2: Sub-sample numbers for region, age, gender and social grade

<i>Sub-sample</i>	<i>Unweighted sample</i>	<i>Weighted sample</i>
Region		
North Wales	233	230
Mid & West Wales	161	174
West South Wales	163	174
Valleys	201	179
Cardiff & South East Wales	264	265
Age		
16 - 34 years	288	299
35 - 54 years	302	334
55+ years	432	389
Gender		
Men	449	497
Women	573	525
Social grade		
ABC1	435	429
C2DE	584	591
Welsh Language		
Welsh speakers	284	279
Non Welsh speakers	738	743
Parent of 17 or under		
Yes (current parent)	269	276
Yes (ever parent)	315	295
No	438	451

Classification notes

Region

North Wales: Those living in Wrexham, Flintshire, Denbighshire, Conwy, Anglesey, Gwynedd

Mid & West Wales: Those living in Powys, Ceredigion, Carmarthenshire, Pembrokeshire

West South Wales: Those living in Swansea, Neath Port Talbot, Bridgend

Valleys: Those living in Rhondda Cynon Taf, Merthyr Tydfil, Caerphilly, Blaenau Gwent

Cardiff & South East Wales: Those living in Cardiff, Vale of Glamorgan, Torfaen, Monmouthshire, Newport

Social Grade

The social grade classifications used in the survey were based on the occupation of the chief income earner within the respondent's household under the following coding scheme:

A/B: Higher managerial, administrative, professional e.g. Chief Executive, Company

Director, Senior Civil Servant, Doctor, Judge, Barrister, Executive
 Accountant/Intermediate managerial, administrative, professional e.g. Secondary
 School Teacher, Librarian, Computer Programmer, Probation Officer, Social Worker
 C1: Supervisory, clerical, junior managerial e.g. Clerical/Office Workers, Shop Floor
 Supervisor, Bank Clerk, Sales Person, Student
 C2: Skilled manual workers e.g. Electrician, Carpenter, Fire Fighter, Foreman
 D/E: Semi-skilled and unskilled manual workers e.g. Shop Worker, Assembly Line
 Worker, Refuse Collector, Messenger, Bar Staff/ State pensioners, casual or lowest
 grade workers, unemployed with state benefits only

A/B: Those who live in households where the chief income earner is social grade A or B
 C1: Those who live in households where the chief income earner is social grade C1
 C2: Those who live in households where the chief income earner is social grade C2
 D/E: Those who live in households where the chief income earner is social grade D or E

A/BC1: Those who live in households where the chief income earner is social grade A or B or
 C1
 C2D/E: Those who live in households where the chief income earner is social grade C2 or D
 or E

Welsh speaking

Welsh speakers: Those who describe themselves as either fluent OR non-fluent Welsh
 Speakers

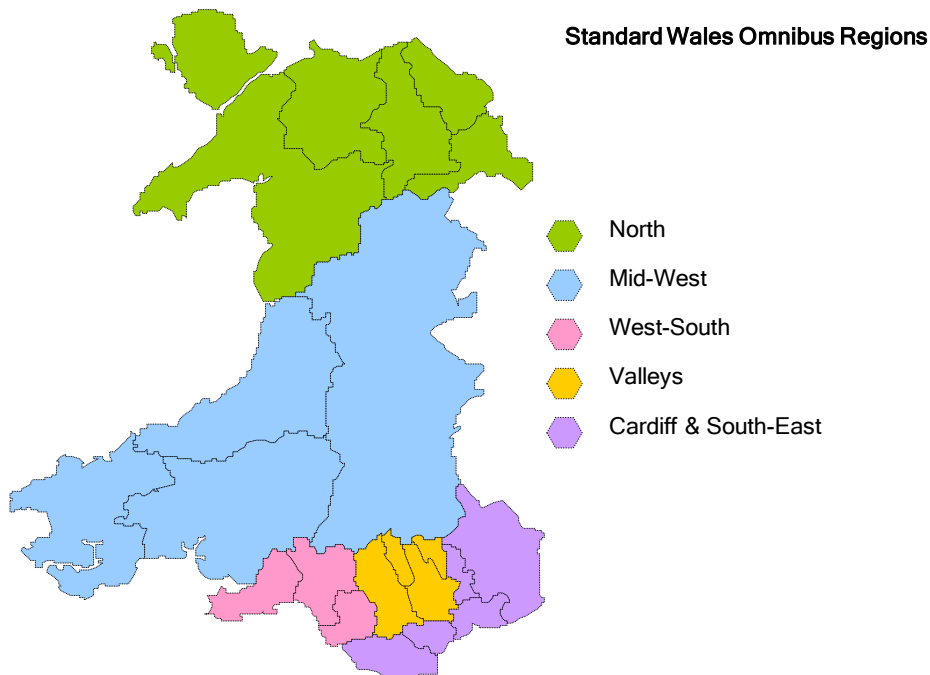
Non Welsh Speakers: Those say they do not speak Welsh

Parent of 17 or under

Yes - Current: Respondent is currently a parent / legal guardian / carer of child(ren) aged 0-17

Yes - Previous: Respondent was previously a parent / legal guardian / carer of child(ren) aged
 0-17 (i.e. child / children are now grown up)

No: Respondent is neither a current or ever parent / legal guardian / carer



Annex B: Questionnaire

Managing Children's Behaviour, parental attitudes and practices
Beaufort Omnibus Survey November 2013

ASKED OF ALL

Q1 Which of the following apply to you?

Parent/legal guardian/carer (including a foster or adoptive parent, or the step-parent)
of a **child under 18** who lives with you

Parent/legal guardian/carer (including a foster or adoptive parent, or the step-parent)
of a **child under 18** who does not live with you

Parent/legal guardian/carer (including a foster or adoptive parent, or the step-parent)
of **children who are now adults** (aged 18 or over)

None of these

ASKED IF HAVE CHILDREN UNDER 18 (LIVING WITH OR NOT LIVING WITH) - CODES 1
OR 2 AT Q1

Q2 How many children under the age of 18 do you have?

Enter number _____

Refused

ASKED IF HAVE CHILDREN UNDER 18 (LIVING WITH OR NOT LIVING WITH) - CODES 1
OR 2 AT Q1

Q3 And, starting with the youngest, what age(s) are they?

1 year or younger

2 years

3 years

4 years

5 years

6 years

7 years

8 years

9 years

10 years

11 years

12 years

13 years

14 years

15 years

16 years

17 years

Refused

Q4a/5a ASKED OF CURRENT PARENTS
Q4b/5b ASKED OF EVER PARENTS

SHOW CARD A

Q4a From this list, which of the following methods of improving or managing your child's / children's behaviour have you used or do you use, if any?

Q4b Thinking about when your children were younger (aged under 18), from this list, which of the following methods of improving or managing your child's / children's behaviour have you used?

Q5a Which three of these have had the most effect on your child's / children's behaviour, generally speaking?

Q5b Which three of these used to have the most effect on your child's / children's behaviour, generally speaking?

- Creating a diversion when they are doing something wrong
- 'Counting to 3'
- 'Grounding' them
- Making them do extra tasks/chores around the house
- Making them take 'time out'/go to the 'naughty step' or 'naughty mat'
- Not talking to them/paying them any attention
- Praising good behaviour
- Reasoning with them
- Rewarding good behaviour (e.g. with sweets, stickers, treats)
- Sending them to their room
- Shouting at them
- Smacking them
- Stopping their pocket money
- Stopping them from doing something they like to do (for example, taking away their toys or games, not allowing them to watch TV, use the telephone to talk to their friends, surf the internet etc.)
- Using my own behaviour to set a good example
- Setting clear boundaries
- Say no
- Something else
- None of these
- Don't know

Q6a/7a ASKED OF CURRENT PARENTS
Q6b/7b ASKED OF EVER PARENTS

SHOW CARD B

Q6a From this list, please can you tell me in which of the following circumstances, if any, you have smacked your child(ren)?

Q6b Again thinking about when your child(ren) were younger (under 18), please can you tell me in which of the following circumstances, if any, you smacked your child(ren)?

Q7a And in which of the following circumstances, if any, do you think you might smack your child(ren)?

Q7b And in which of the following circumstances, if any, do you think you might have smacked your child(ren)?

- To stop them doing something which is dangerous or harmful to them (for example, running into the road or touching something hot)
- To stop them doing something which is dangerous or harmful to another child
- To stop them from damaging something
- When a short, sharp shock will be more effective than a long, drawn-out punishment
- When I have 'snapped'/lost my temper
- When I have been told by another adult that they have been naughty (for example, a teacher or neighbour)
- When their behaviour needs to be corrected
- When they are having a tantrum
- When they have damaged something
- When they have deliberately disobeyed me/not paid any attention to what I am telling them to do
- When they have got bad marks at school/reports from school
- When they have hit, scratched or bitten me or someone else
- When they need a lesson in how to behave that they will remember
- When they need to be reminded of my authority over them/that I am in charge of them
- When they 'talk back' or are rude to me or someone else
- As a last resort
- Would not smack them
- Something else
- None of these
- Don't know

ASKED OF ALL (I.E. PARENT AND NON-PARENTS)
SHOW CARD C

Q8a How far do you agree or disagree that it is sometimes necessary to smack a naughty child?

- Strongly agree
- Tend to agree
- Neither agree nor disagree
- Tend to disagree
- Strongly disagree
- Don't know

ASKED OF THOSE DISAGREEING ('STRONGLY' OR 'TEND TO') AT Q8a

Q8bi Is this something you have always disagreed with or have you changed your view on this subject over the years?

- Always disagreed
- Changed view over years

ASKED OF THOSE AGREEING ('STRONGLY' OR 'TEND TO') AT Q8a

Q8bii Is this something you have always agreed with or have you changed your view on this subject over the years?

- Always agreed
- Changed view over years

ASKED OF THOSE WHO HAVE 'CHANGED VIEW OVER YEARS' AT Q8bi or Q8bii

Q8c Why has your view changed on this over the years?
OPEN ENDED - VERBATIM RECORDED

SHOW CARD D

ASKED OF CURRENT PARENTS AND EVER PARENTS

Q9 From this list, which of the following statements comes closest to your personal opinion on smacking your child(ren)?

- I think it is always wrong to smack a child, and I won't do it
- I don't like the idea of smacking a child, but I will do it if nothing else works
- I'm comfortable with the idea of smacking a child and will do it when I think it's necessary
- Don't know

Q10a ASKED OF CURRENT PARENTS

Q10b ASKED OF EVER PARENTS

SHOW CARD E

Q10a Parents receive advice or support about managing their child's / children's behaviour from a number of sources. Where have you received information, advice or guidance on managing your child's behaviour?

Q10b Parents receive advice or support about managing their children's behaviour from a number of sources. When your child / children were younger where did you receive information, advice or guidance on managing your child's / children's behaviour?

- Health Visitor
- Childcare provider
- Nursery or pre-school
- School
- A service provided by Local Authority/Local Council
- Family Information Service
- Local GP Surgery
- Classes about parenting or parenting support
- Charity
- Friend/Relative
- Other(Specify)
- Don't know

ASKED ONLY OF CURRENT PARENTS

SHOW CARD F

Q11 Which 3 of the following ways would you most like to receive information about managing children's behaviour?

- Face-to-face
- Leaflets
- Fact Sheets
- Books
- Magazines
- Telephone helpline/advice line
- Classes or advice session about parenting or parenting support
- TV Programmes on parenting
- Website
- an e-mail service

- discussion in a chatroom
- instant messaging
- Text messaging
- Using a mobile application (APP)
- Other (specify)
- Don't know

ASKED OF ALL (I.E. PARENT AND NON-PARENTS)

Q12 I'm going to read out a couple of statements. Please can you tell me how far do you agree or disagree with each one?

...The law should allow parents to smack their children

...There should be a complete ban on parents hitting their children, even a smack as a punishment

SHOW CARD C (AGAIN)

Strongly agree

Tend to agree

Neither agree nor disagree

Tend to disagree

Strongly disagree

Don't know

ASKED OF ALL (IN DEMOGRAPHIC QUESTIONS SECTION AT END OF QUESTIONNAIRE)

What is your religion?

None

Christian (including Church in Wales, Catholic, Protestant and all other Christian denominations)

Buddhist

Hindu

Muslim

Jewish

Sikh

Other (please specify)

DK

Refused