

Official Statistics Release

Policy area:	Early years and childcare inspections and outcomes
Theme:	Education, children's services and skills
Published on:	26 June 2014
Coverage:	England
Period covered:	1 September 2008 to 31 March 2014
Status:	Provisional
Issued by:	Office for Standards in Education, Children's Services and Skills (Ofsted) Aviation House 125 Kingsway London WC2B 6SE
Chief statistician:	Rob Pike
Responsible statistician:	Selina Gibb
Public enquiries:	enquiries@ofsted.gov.uk
Press enquiries:	pressenquiries@ofsted.gov.uk
Link to official statistics release web page:	http://www.ofsted.gov.uk/resources/official-statistics-early-years-and-childcare-registered-providers-inspections-and-outcomes
Publication medium:	Ofsted website
Publication frequency:	Quarterly

Introduction

This official statistics release reports on early years and childcare inspections under Section 59 and 60 of the Childcare Act 2006. This release reports on the outcomes of inspections that were conducted between 1 November 2013 and 31 March 2014. This release also includes the most recent inspection outcomes for all active providers inspected as at 31 March 2014. This provides a picture of the 'state of the nation' as indicated by inspection outcomes.

This release is the first to include inspections carried out under the revised early years framework that saw the introduction of the requires improvement judgement in place of satisfactory. This framework revision has been in place since 4 November 2013.

Data for inspections carried out between 1 November 2013 and 31 March 2014 are provisional and subject to change.

Contents

Introduction	2
Key findings	3
Methodology	4
Additional information	6
Chart 1: Overall effectiveness of early years registered providers inspected between 1 November 2013 and 31 March 2014, by provider type (provisional)	7
Chart 2: Overall effectiveness of active early years registered providers at their most recent inspection as at 31 March 2014, by provider type (provisional)	7
Chart 3: Overall effectiveness of active early years registered providers at their most recent inspection as at 31 March 2014, by region (provisional)	8
Table 1: Number of early years and childcare provider inspections between 1 November 2013 and 31 March 2014, by inspection type (provisional)	8
Table 2: Inspection outcomes of early years registered providers inspected between 1 November 2013 and 31 March 2014 (provisional)	9
Table 3: Inspection outcomes of active early years registered providers at their most recent inspection as at 31 March 2014 (provisional)	10
Glossary.....	11

Key findings

- Between 1 September 2008 and 31 March 2014, Ofsted has inspected 65,337 providers that were active on the Early Years Register at the end of the period. Seventy eight per cent of these providers were judged good or outstanding for overall effectiveness at their most recent inspection. This is an increase of five percentage points since the end of the last inspection cycle in August 2012.
- Overall, providers of childcare on non-domestic premises continue to have a higher grade profile in comparison to childminders. The proportions of providers judged good or outstanding are 82% for childcare on non-domestic premises and 76% for childminders.
- Between 1 November 2013 and 31 March 2014 Ofsted carried out 7,212 inspections of childcare provision. Eighty five per cent of these inspections were full inspections of providers on the Early Years Register which deliver the Early Years Foundation Stage.
- There were 6,140 full inspections of providers on the Early Years Register. Seventy per cent of these inspections resulted in judgements of good or outstanding for overall effectiveness, compared with 67% during the last reporting period of 1 September 2012 to 31 October 2013. However, Ofsted's inspection schedule is a targeted selection of providers and as such inspections conducted during this reporting period may not be reflective of the sector as a whole. For this reason comparisons of inspection outcomes between different reporting periods should be treated with caution.
- The judgement of satisfactory was replaced by requires improvement on 4 November 2013. Of the 6,140 full inspections, 21% resulted in a judgement of requires improvement.

Methodology

1. The data in this release are from inspections carried out between 1 September 2008 and 31 March 2014.
2. This report includes data from inspections carried out since September 2012 under the new inspection arrangements for early years providers. A key change is the reduction in the number of judgements that are reported. From September 2012 there are now four, including an overall effectiveness judgement. This judgement is comparable with the overall effectiveness judgement made in the previous inspection cycle.
3. Statistics relating to inspections carried out between 1 November 2013 and 31 March 2014 are provisional and include inspections in the period where the inspection report was published by 30 April 2014.
4. Statistics relating to the most recent inspection outcome of providers include inspections from 1 September 2008 up to 31 March 2014, where the inspection report was also published at that date. This means that where the most recent inspection outcome of a provider took place during the period, but the report was not published at the end of the period, it will be excluded from the analysis. Where there is one, the outcome of the next most recent inspection will be included in the analysis instead.
5. Data on provider type are taken from the end of the reporting period rather than at the point of inspection. As such, graded outcomes from Early Years Register inspections can occasionally be shown against providers that would not normally receive these inspections (such as home childcarers) if they changed provider type after their inspection but before the end of the reporting period.
6. Early years and childcare providers are allocated to local authority areas according to their postcode, using the National Statistics Postcode Directory. For a small number of providers, local authority and region information was not available at the time of analysis. These providers are categorised as 'Local authority not recorded' and 'Region not recorded'.
7. A small proportion of early years registered providers are inspected as part of a school inspection. The outcomes from these providers are not included in this release, but will be covered within Ofsted's official statistics on maintained schools inspection and outcomes and independent schools inspections and outcomes.
8. Revisions are published in line with Ofsted's revisions policy for official statistics. For more information about the policy please visit the Ofsted website:

www.ofsted.gov.uk/resources/statistical-notice-ofsted-revisions-policy-for-official-statistics

9. The current inspection framework has been revised for inspections from 4 November 2013 onwards and the satisfactory grade has been replaced by requires improvement. Before this a new inspection framework for providers on the Early Years Register and on the Childcare Register commenced in September 2012, and replaced the framework published in September 2008.

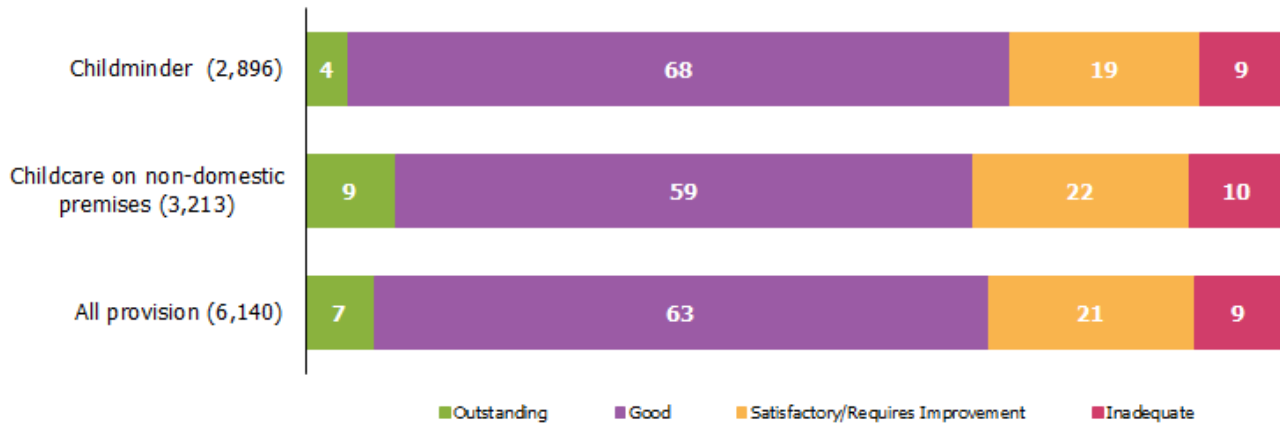
For more information about the new framework please go to the Ofsted website:

<http://www.ofsted.gov.uk/resources/framework-for-regulation-of-provision-early-years-register>

Additional information

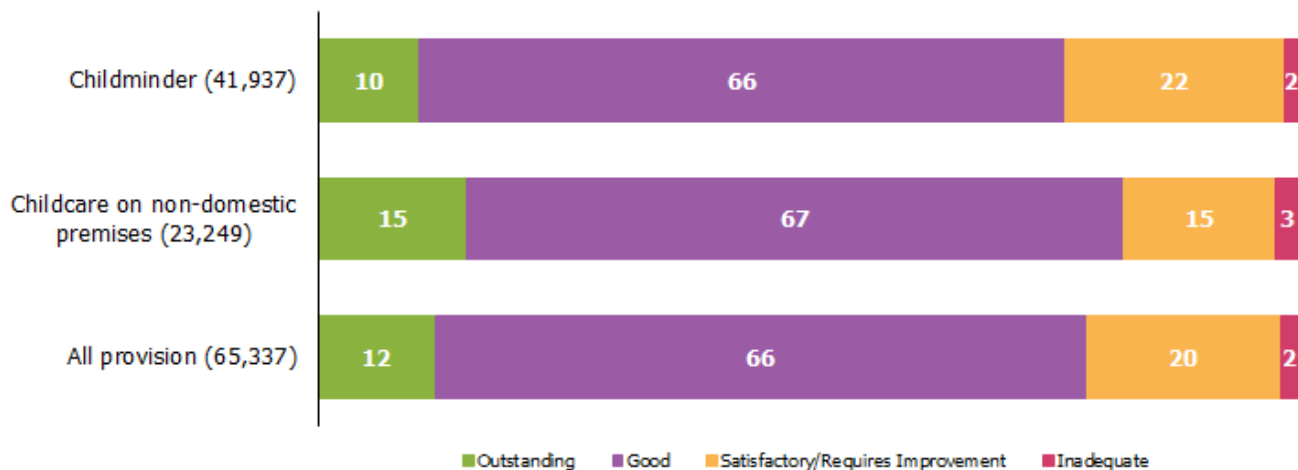
All the tables and charts shown in this release, along with additional analysis and data on individual providers are available in Excel format on the Ofsted website in the same location as this document.

Chart 1: Overall effectiveness of early years registered providers inspected between 1 November 2013 and 31 March 2014, by provider type (provisional) ^{1 2 3}



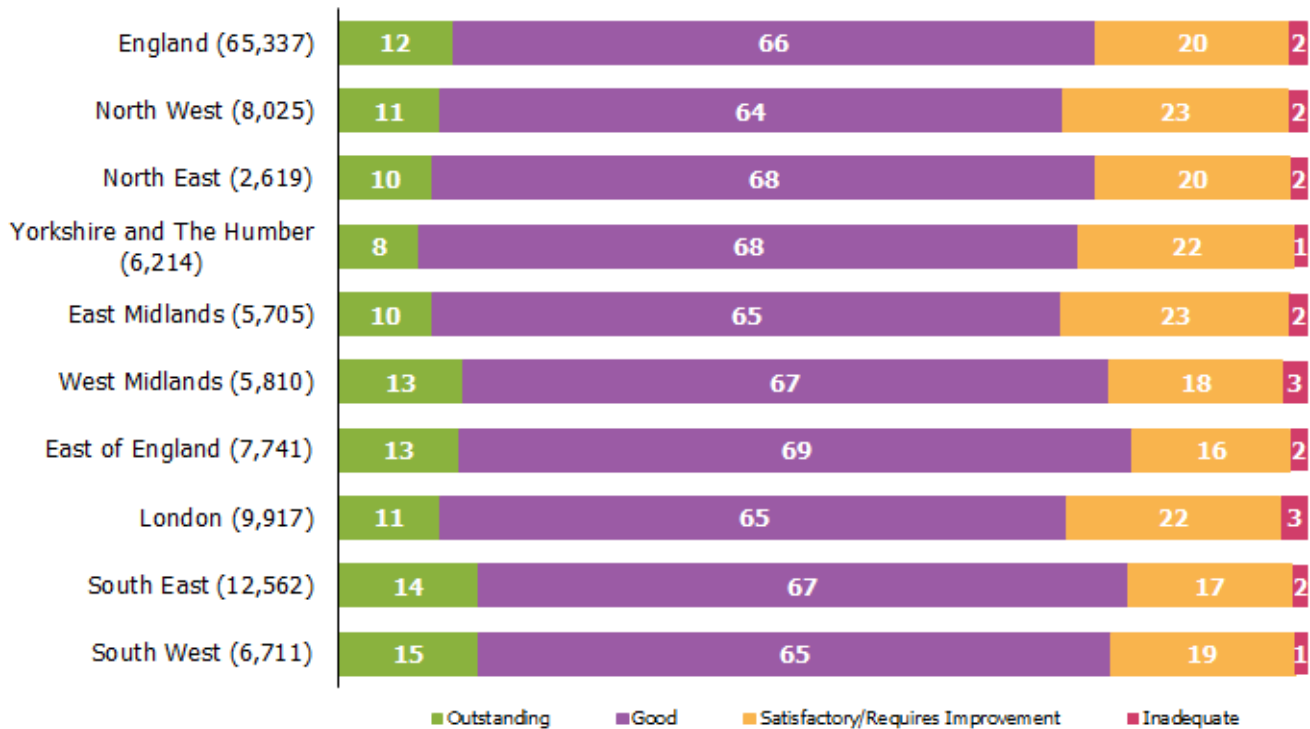
1. Percentages are rounded and may not add to 100.
2. Childcare on domestic premises are not shown in chart due to the small number of inspections.
3. Includes inspections published by 30 April 2014.

Chart 2: Overall effectiveness of active early years registered providers at their most recent inspection as at 31 March 2014, by provider type (provisional) ^{1 2 3 4}



1. Percentages are rounded and may not add to 100.
2. Data are based on inspections carried out since the introduction of the Early Years Foundation Stage in September 2008 and includes inspections carried out under the new arrangements introduced in September 2012. Includes outcomes for the most recent inspections that were published by 31 March 2014.
3. Childcare on domestic premises are not shown in graph due to the small number of inspections.
4. Home childcarers should only be on the Voluntary Childcare Register. Due to a data entry error in Ofsted's database one home childcarer was recorded as being on the early years register as at 31 March 2014. This provider is included in the 'All provision' total only. This error will be corrected in future official statistics releases.

Chart 3: Overall effectiveness of active early years registered providers at their most recent inspection as at 31 March 2014, by region (provisional) ^{1 2}



1. Percentages are rounded and may not add to 100.

2. Data are based on inspections carried out since the introduction of the Early Years Foundation Stage in September 2008 and includes inspections carried out under the new arrangements introduced in September 2012. Includes outcomes for the most recent inspections that were published by 31 March 2014.

3. Home childcarers should only be on the Voluntary Childcare Register. Due to a data entry error in Ofsted's database one home childcarer was recorded as being on the early years register as at 31 March 2014. This error will be corrected in future official statistics releases.

Table 1: Number of early years and childcare provider inspections between 1 November 2013 and 31 March 2014, by inspection type (provisional) ^{1 2}

	All provision	Childminder	Childcare on non-domestic premises	Childcare on domestic premises	Home childcarer
Early years register (full inspection)	6,140	2,896	3,213	31	0
Early years register (no children on roll)	111	105	6	0	0
Childcare register	961	97	253	1	610
Total	7,212	3,098	3,472	32	610

1. Figures represent all inspections in this period, including re-inspections and inspections of providers who have since closed.

2. Includes inspections published by 30 April 2014.

Table 2: Inspection outcomes of early years registered providers inspected between 1 November 2013 and 31 March 2014 (provisional) ^{1 2 3}

	Total number inspected	Number of Providers				Percentage of Providers			
		Outstanding	Good	Satisfactory /Requires Improvement	Inadequate	Outstanding	Good	Satisfactory /Requires Improvement	Inadequate
Overall effectiveness: the quality and standards of the provision	6,140	429	3,856	1,282	573	7	63	21	9
The quality of leadership and management	6,140	431	3,855	1,281	573	7	63	21	9
The contribution of the provision to the wellbeing of children	6,140	523	3,913	1,159	545	9	64	19	9
How well the provision meets the needs of the children who attend	6,140	452	4,013	1,258	417	7	65	20	7

1. Percentages are rounded and may not add to 100.

2. Figures represent all inspections in this period, including re-inspections and inspections of providers who have since closed.

3. Includes inspections published by 30 April 2014.

Table 3: Inspection outcomes of active early years registered providers at their most recent inspection as at 31 March 2014 (provisional)^{1 2 3 4}

	Total number inspected	Number of Providers				Percentage of Providers			
		Outstanding	Good	Satisfactory /Requires Improvement	Inadequate	Outstanding	Good	Satisfactory /Requires Improvement	Inadequate
Overall effectiveness: the quality and standards of the provision	65,337	7,770	43,309	13,008	1,250	12	66	20	2
The quality of leadership and management	19,204	1,524	12,029	4,539	1,112	8	63	24	6
The contribution of the provision to the wellbeing of children	19,204	1,789	12,404	3,957	1,054	9	65	21	5
How well the provision meets the needs of the children who attend	19,204	1,580	12,393	4,380	851	8	65	23	4

1. Percentages are rounded and may not add to 100.

2. This judgement includes the outcome 'How well does the setting meet the needs of children in the Early Years Foundation Stage?' from the previous EYFS framework that began in September 2008. Includes outcomes for the most recent inspections that were published by 31 March 2014.

3. Judgement only made at inspections from 1 September 2012 onwards so the number of inspections shown for these judgements is lower than the numbers for overall effectiveness.

4. Home childcarers should only be on the Voluntary Childcare Register. Due to a data entry error in Ofsted's database one home childcarer was recorded as being on the early years register as at 31 March 2014. This provider is included in the 'All provision' total only. This error will be corrected in future official statistics releases.

Glossary

Actions

Inspectors raise actions to bring about compliance with the statutory requirements of the Early Years Foundation Stage where these are not met at inspection. Usually actions result in one or more judgements being inadequate. In some cases where a specific requirement or part of a requirement is not met but the inspector considers that the overarching general legal requirement is met, the provider has a history of compliance and the impact on children is not significant, then the inspector may judge the relevant judgement to be 'satisfactory' or, on very rare occasions, 'good'. Providers are given a short timescale to put things right.

Childminder

This is a person who is registered to look after one or more children, to whom they are not related, for reward. Childminders work with no more than two other childminders or assistants.

They care for:

- children on domestic premises that are not usually the home of one of the children, unless they care for children from more than two families wholly or mainly in the homes of the families
- at least one individual child for a total of more than two hours in any day. This is not necessarily a continuous period of time.

Childcare providers

Childcare providers care for at least one individual child for a total of more than two hours in any day. This is not necessarily a continuous period of time. They must register to care for children under the age of eight, unless under exceptional circumstances; and can choose to register to care for older children. The early years and childcare sector comprises four main categories of provider: childminders, childcare providers on non-domestic premises, childcare providers on domestic premises and home childcarers.

Childcare providers on domestic premises

These are people providing care on domestic premises with at least three other people. They can provide the care directly or employ people to work with them. The difference between childminding and childcare on domestic premises is the number of people involved; if four or more people look after children at any time they are providing childcare on domestic premises, not childminding.

Childcare providers on non-domestic premises

These are people or organisations providing care for individual children in premises that are not someone's home. These premises can range from converted houses to purpose built nurseries.

Childcare Register

The Childcare Register has providers who care for children from birth to 17 years. It has two parts:

- **the compulsory part**

Providers must register if they care for one child or more from the 1 September following their fifth birthday until they reach their eighth birthday for a period of more than two hours in any day.

- **the voluntary part**

Providers who are not eligible for compulsory registration may choose to register here. These are mainly people looking after children aged eight and over, or providing care in the child's home like a nanny.

Ofsted inspects a random 10% sample of providers who are registered only on the Childcare Register, and not on the Early Years Register, each financial year.

Early Years Foundation Stage

The Early Years Foundation Stage (EYFS) is a comprehensive statutory framework introduced in September 2008 that sets the standards for the learning, development and care of children from birth to five.

Early Years Register

The Early Years Register records providers who look after children from birth to school age (that is 31 August after the child's fifth birthday). It is compulsory for such providers. Providers on this register must meet the requirements of the Early Years Foundation Stage. Ofsted inspects all providers on this register at least once in a 47-month period to judge each provider's overall effectiveness.

Home childcarers

Home childcarers are usually nannies who care for children of any age up to their 18th birthday wholly or mainly in the child's own home, and care for children from no more than two families. They are not required to register with Ofsted but may choose to do so on the voluntary part of the Childcare Register.

No children on roll inspections

If an inspection is scheduled and there are no children on roll at the time of the inspection it should be deferred and the no children on roll letter EYL 409 sent to the provider. This letter explains to the provider that the inspection is being deferred as there are no children on roll. The provider must inform Ofsted when they start to care for children. The only exceptions to this are:

- if it is towards the end of a provider's prescribed period for inspection and an inspection needs to be carried out for Ofsted to fulfil its regulatory role
- it is a reinspection of those judged inadequate for overall effectiveness at their last inspection and it has reached the trigger point for the reinspection

Inactive providers

A childcare provider may be inactive because they have resigned or they have had their registration suspended or cancelled by Ofsted.

Recommendations

Inspectors make recommendations to improve the quality of the provision. These recommendations relate to the principles, practice guidance and statutory guidance of the Early Years Foundation Stage.

© Crown copyright

You may re-use this information (not including logos) free of charge in any format or medium, under the terms of the Open Government Licence. To view this licence, visit <http://www.nationalarchives.gov.uk/doc/open-government-licence/> or write to the Information Policy Team, The National Archives, Kew, London, TW9 4DU or e-mail: psi@nationalarchives.gsi.gov.uk.