



Department
for Education

School census 2014 to 2015

Editing data within COLLECT

October 2014

Contents

Editing Data	3
COLLECT Screen Functionality	4
Navigation through a return	4
Mode Buttons	5
Filter Left Hand Menu	5
Accessing the return	6
Editing the return level screen	7
Editing the School Details	9
Editing a Pupil Record	10
Popular Changes	12
Changing a UPN	12
Off rolling a pupil	14
Adding a missing address	15
Changes to data in Pupil records	16
Deleting a pupil from the return	17
Removing a duplicate record	19
Reports	20
Help	21

Editing Data

From the 2013 Autumn School Census onwards, the 'edit' facility in COLLECT will be made available for all COLLECT users. This includes **ALL** schools regardless of type – previously the 'edit' functionality was only available to COLLECT users with a role of agent (i.e. LAs) or collector (i.e. DfE).

Directly editing data in COLLECT can sometimes be more appropriate than re-loading a complete new submission, especially when the required amendments are small (e.g. amending a pupil's enrolment status). **However any changes made within COLLECT should always reflect the data within school systems** – i.e. if a change is made to a data item within COLLECT then the same change should also be made to the data within the school MIS. This is important from an audit/inspection viewpoint and will avoid schools manually having to make the same changes every census.

Local Authority maintained schools should consult with their local authority regarding editing of data within COLLECT to agree local responsibilities and/or processes for amending data directly in COLLECT. Audit reports will be available to both schools and LAs in COLLECT to provide an audit trail of any data amendments.

Please note: Not all School Census fields are editable. Anything that you cannot change on COLLECT will need updating in the MIS and the file re-running.

Please note: some screen shots refer to 2013 however the process is the same for all 2014 census collections.

COLLECT Screen Functionality

Before viewing the return it is useful to understand some of the basic controls and screen operations.

Don't use the browser buttons! When in the data collection, unpredictable behaviour may be experienced if you use the back/forward buttons on your web browser's toolbar.



Navigation through a return

To navigate through the system, links are provided on all pages either as **Back** or **Drill Up** options; please use these links to navigate between screens when using the system.

Control	Usually located	Action
Back to MyCOLLECT page	All screens within a return except the main page which shows Back to Home page	Returns you to the main page for your user role (Agent, Source etc)
Drill Up	Any data screen within a return apart from the header screen	Returns you to the previous data screen
Return	Report screens, e.g. History and errors	Returns you to the previous screen
Back	Notes screens	Returns you to the previous screen
View All	Data entry screens that have additional linked data, e.g. accesses contract details for a workforce member	Takes you to the sub module level details

Mode Buttons

Those buttons determine which operation mode the data form on screen is in and which operations are available.



Dark Grey text on sunken button with light border = Active Mode

Black Text on button and highlighted border = Available Mode

Light Grey text on button with light border = Unavailable Mode

Filter Left Hand Menu

Please avoid using the left hand filter menu to navigate through the return as it does not always display sections of the return in the correct format.

COLLECT Portal

SC13 Autumn

All Errors All Notes Add View Edit Delete Status

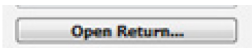
SC13 Autumn - Abbey College, Ramsey

		Errors		OK Errors	Return Level Notes
		E	Q		
		0	5	0	

Data Item	Value	Errors		OK Errors	Notes	History
		E	Q			
School Census Autumn 2013						
Collection	SC	0	0	0		
Term	AUT	0	0	0		
Year	2013	0	0	0		
Reference Date	2013-10-03	0	0	0		
Source Level	S	0	0	0		
LA	873 - CAMBRIDGESHIRE	0	0	0		
Estab	4603	0	0	0		
Software Code	xmlTemplate	0	0	0		
Release	1.00.SC-AUT	0	0	0		
Xversion	2013	0	0	0		
Serial No	1	0	0	0		
Datetime	2013-08-23 11:27:57	0	0	0		
School					View All	
Pupils on Roll					View All	
Pupils No Longer on Roll					View All	

Accessing the return

- 1) Access COLLECT and the data collection in the usual way and click 'Open Return'.



The return will then be displayed

COLLECT Portal

SC13 Autumn

All Errors All Notes Add View Edit Delete Status

SC13 Autumn - Abbey College, Ramsey

Return Level Errors		Errors		OK Errors	Return Level Notes
E	Q	E	Q		
0	5	0	0	0	

Data Item	Value	Errors		OK Errors	Notes	History
		E	Q			
School Census Autumn 2013						
Collection	SC	0	0	0		
Term	AUT	0	0	0		
Year	2013	0	0	0		
Reference Date	2013-10-03	0	0	0		
Source Level	S	0	0	0		
LA	873 - CAMBRIDGESHIRE	0	0	0		
Estab	4603	0	0	0		
Software Code	xmTemplate	0	0	0		
Release	1.00.SC-AUT	0	0	0		
Xversion	2013	0	0	0		
Serial No	1	0	0	0		
Datetime	2013-08-23 11:27:57	0	0	0		
School					View All	
Pupils on Roll					View All	
Pupils No Longer on Roll					View All	

- 2) Choose which section of the return you wish to edit using the 'View All' buttons.

School	View All
Pupils on Roll	View All
Pupils No Longer on Roll	View All

Editing the return level screen

The first screen you see will be the return level screen.

- 1) To edit click on the 'Edit' button to the top of the screen:

The screenshot shows the 'COLLECT Portal' interface for 'SC13 Autumn' at 'Abbey College, Ramsey'. The 'Return Level Errors' table is displayed with columns for 'Data Item', 'Value', 'Errors' (E, Q), 'OK Errors', 'Notes', and 'History'. The 'View' button in the top right is circled in red.

Return Level Errors		Errors		OK Errors	Return Level Notes
E	Q				
0	5	0	0	0	

Data Item	Value	Errors		OK Errors	Notes	History
		E	Q			
School Census Autumn 2013						
Collection	SC	0	0	0		
Term	AUT	0	0	0		
Year	2013	0	0	0		
Reference Date	2013-10-03	0	0	0		
Source Level	S	0	0	0		
LA	873 - CAMBRIDGESHIRE	0	0	0		
Estab	4603	0	0	0		
Software Code	xmTemplate	0	0	0		
Release	1.00 SC-AUT	0	0	0		
Xversion	2013	0	0	0		
Serial No	1	0	0	0		
Datetime	2013-08-23 11:27:57	0	0	0		
School					View All	
Pupils on Roll					View All	
Pupils No Longer on Roll					View All	

Clicking 'Edit' changes the mode, the screen will refresh and you will now see the fields you are able to edit change to contain black text.

- 2) Overtyping anything you wish to change and clicking on 'View' to save the change.

The screenshot shows the 'COLLECT Portal' interface for 'SC13 Autumn' at 'Abbey College, Ramsey'. The 'Return Level Errors' table is displayed in 'Edit' mode. The 'View' button in the top right is circled in red, and the 'Xversion' field value '2013' is also circled in red.

Return Level Errors		Errors		OK Errors	Return Level Notes
E	Q				
0	5	0	0	0	

Data Item	Value	Errors		OK Errors	Notes	History
		E	Q			
School Census Autumn 2013						
Collection	SC	0	0	0		
Term	AUT	0	0	0		
Year	2013	0	0	0		
Reference Date	2013-10-03	0	0	0		
Source Level	S	0	0	0		
LA	873 - CAMBRIDGESHIRE	0	0	0		
Estab	4603	0	0	0		
Software Code	xmTemplate	0	0	0		
Release	1.00 SC-AUT	0	0	0		
Xversion	2013	0	0	0		
Serial No	1	0	0	0		
Datetime	2013-08-23 11:27:57	0	0	0		
School					View All	
Pupils on Roll					View All	
Pupils No Longer on Roll					View All	

You will see a scroll icon has appeared in the history column – this denotes that a change has been made on the return.

COLLECT Portal

SC13 Autumn

All Errors All Notes Add View Edit Delete Status

SC13 Autumn - Abbey College, Ramsey

Return Level Errors		Errors		OK Errors	Return Level Notes
		E	Q		
		0	5	0	

Data Item	Value	Errors		OK Errors	Notes	History
		E	Q			
School Census Autumn 2013						
Collection	SC	0	0	0		
Term	AUT	0	0	0		
Year	2013	0	0	0		
Reference Date	2013-10-03	0	0	0		
Source Level	S	0	0	0		
LA	873 - CAMBRIDGESHIRE	0	0	0		
Estab	4803	0	0	0		
Software Code	xmlTemplate	0	0	0		
Release	1.00 SC-AUT	0	0	0		
Xversion	2013	0	0	0		
Serial No	2	0	0	0		
Datetime	2013-08-23 11:27:57	0	0	0		
School						View All
Pupils on Roll						View All
Pupils No Longer on Roll						View All

Double clicking on the scroll will show the change that has been made, when and by which username

Data Log Page

History Report - SchoolCensus 2013 Autumn [Back](#)

Abbey College, Ramsey
History report on 29/08/2013 at 11:43:26

Data Serial No

Action	User	Start Date	End Date
Update	Kirsty Bennett		

Action	Old Value	New Value	User	Role	Organisation	Date
Update	1	2	Kirsty Bennett	Source	Department for Education	27/08/2013 13:50:39

Editing the School Details

1) Use the 'View All' Buttons to navigate to the School section

School	View All
Pupils on Roll	View All
Pupils No Longer on Roll	View All

2) You will be presented with the school details. Click on 'Edit'

COLLECT Portal

School - Characteristics

All Errors All Notes Add View Edit Delete Status

Drill Up Error All Notes

School - Characteristics - Abbey College, Ramsey

School Name Test School School Type 49 - Academies Rule Errors 3

Data Item	Value	Errors		OK Errors	Notes	History
		E	Q			
School Characteristics						
School Name	Test School	0	0	0		
School Phase	SS - Secondary (including CTCs and Academies)	2	1	0		
School Type	49 - Academies	0	0	0		
Maximum Year Group	14 - Year 14	1	0	0		
Minimum Year Group	1 - Year 1	0	0	0		
Intake Type	COMP - Comprehensive	2	1	0		
Governance	CA - Academies	2	1	0		
School Email Address	SCHOOL@SCHOOL.COM	0	0	0		
School Telephone Number	01325 39262	0	0	0		

3) Overtyping the data or using the dropdown options to select updated data and clicking 'View' to save.

COLLECT Portal

School - Characteristics

All Errors All Notes Add View Edit Delete Status

View record data

School - Characteristics - Abbey College, Ramsey

School Name Test School School Type 49 - Academies Rule Errors 3

Data Item	Value	Errors		OK Errors	Notes	History
		E	Q			
School Characteristics						
School Name	Test School	0	0	0		
School Phase	SS - Secondary (including CTCs and Academies)	2	1	0		
School Type	49 - Academies	0	0	0		
Maximum Year Group	14 - Year 14	1	0	0		
Minimum Year Group	1 - Year 1	0	0	0		
Intake Type	COMP - Comprehensive	2	1	0		
Governance	CA - Academies	2	1	0		
School Email Address	academy@email.com	0	0	0		
School Telephone Number	01325 39262	0	0	0		

Editing a Pupil Record

- 1) Use the 'View All' buttons to navigate to the 'Pupil on Roll' or 'Pupil no Longer on Roll' section of the return

School	View All
Pupils on Roll	View All
Pupils No Longer on Roll	View All

- 2) You will be presented with a list of pupils; you can use the filter bar to search for a particular child using UPN, Surname or Date of Birth.

Unique Pupil Number (UPN)	Pupil Surname	Pupil Date of Birth										
V873460314581	TEST ONE	1999-06-01	C - Current (single registration at this school)	1	0	0	0	0	0	0	0	0
P873468041542	TESY TWO	1998-05-05	M - Current main (dual registration)	1	0	0	0	0	0	2	0	0

- 3) Once you have the correct pupil record shown you need to select which area of the return you wish to edit by clicking on either the headers.

Unique Pupil Number (UPN)	Pupil Surname	TEST	Pupil Date of Birth									
V873460314581	TEST ONE	1999-06-01	C - Current (single registration at this school)	1	0	0	0	0	0	0	0	0

Pupil On Roll Characteristics	Pupil On Roll Status	Pupil On Roll Termly Attendance	Pupil On Roll Summer Half Term 2 Attendance	Pupil On Roll Annual Attendance	Errors	OK Errors	Notes	History
Missing Address			0	0	0	0		
Unique Pupil Number(UPN)	V873460314581		1	0	0	0		
Pupil's Former UPN			0	0	0	0		
ULN			0	0	0	0		
Pupil Surname	TEST		0	0	0	0		
Pupil Forename	ONE		0	0	0	0		
Pupil Middle Names			0	0	0	0		
Pupil Former Surname			0	0	0	0		
Pupil Preferred Surname			0	0	0	0		
Gender of pupil	F - Female		0	0	0	0		
Pupil Date of Birth	1999-06-01		0	0	0	0		

Once you have navigated to the correct area of the pupil record please click 'Edit'.

SC13 Autumn	All Errors	All Notes	Add	View	Edit	Delete	Status
-------------	----------------------------	---------------------------	---------------------	----------------------	----------------------	------------------------	------------------------

- Overtyping or using drop-down menus to update the information and clicking 'View' to save.

COLLECT Portal

Pupil On Roll - Status

All Errors All Notes Add **View** Edit Delete Status

Pupil On Roll - Status - Abbey College, Ramsey

UPN	Surname	Forename	DOB	Pupil Enrolment Status	Pupil Errors	Address	Termly Sessions	Summer Sessions	Annual Sessions	Exclusions	Post 16	FSM
V873460314581	TEST	ONE	1999-06-01	C - Current (single registration at this school)	1	0	0	0	0	0	0	0
P873468041542	TESY	TWO	1996-05-05	M - Current main (dual registration)	1	0	0	0	0	0	2	0

Pupil On Roll Identifiers

Data Item	Value	Errors	OK Errors	Notes	History
Pupil Enrolment Status	C - Current (single registration at this school)	0	0	0	
Pupil Class Type	C - Current (single registration at this school)	0	0	0	
Pupil Date of Entry	M - Current main (dual registration)	0	0	0	
Pupil Part-Time Indicator	S - Current subsidiary (dual registration)	0	0	0	
Pupil Boarder Indicator	N - Not a boarder	0	0	0	
Pupil's Actual National Curriculum Year Group	9 - Year 9	0	0	0	
Pupil SEN Provision	N - No Special Educational Need	0	0	0	
Not Funded Duplicate					

Popular Changes

This section shows the most frequent changes made to a return within COLLECT.

Changing a UPN

- 1) To make the fields in the return open for editing click on the 'Edit' button displayed in the top right hand corner of the screen

COLLECT Portal

Pupil On Roll - Identifiers

All Errors All Notes Add View Edit Delete Status

Pupil On Roll - Identifiers - Abbey College, Ramsey

UPN	Surname	Forename	DOB	Pupil Enrolment Status	Pupil Errors	Address	Termly Sessions	Summer Sessions	Annual Sessions	Exclusions	Post 16	FSM
V873460314581	TEST	ONE	1999-06-01	C - Current (single registration at this school)	1	0	0	0	0	0	0	0
P873468041542	TESY	TWO	1996-05-05	M - Current main (dual registration)	1	0	0	0	0	0	2	0

Pupil On Roll Identifiers

Data Item	Value	E	Q	OK Errors	Notes	History
Missing Address		0	0	0		
Unique Pupil Number(UPN)	V873460314581	1	0	0		
Pupil's Former UPN		0	0	0		
ULN		0	0	0		
Pupil Surname	TEST	0	0	0		
Pupil Forename	ONE	0	0	0		
Pupil Middle Names		0	0	0		
Pupil Former Surname		0	0	0		
Pupil Preferred Surname		0	0	0		
Gender of pupil	F - Female	0	0	0		
Pupil Date of Birth	1999-06-01	0	0	0		

Transfer Pupil to Off Roll

- 2) You will need to overtype the UPN with the updated one. Once done click 'View' to save the change

Pupil On Roll - Identifiers

All Errors All Notes Add View Edit Delete Status

Pupil On Roll - Identifiers - Abbey College, Ramsey

UPN	Surname	Forename	DOB	Pupil Enrolment Status	Pupil Errors	Address	Termly Sessions	Summer Sessions	Annual Sessions	Exclusions	Post 16	FSM
G87346031102A	TEST	ONE	1999-06-01	C - Current (single registration at this school)	1	0	0	0	0	0	0	0
P873468041542	TESY	TWO	1996-05-05	M - Current main (dual registration)	1	0	0	0	0	0	2	0

Pupil on Roll Identifiers

Data Item	Value	E	Q	OK Errors	Notes	History
Missing Address		0	0	0		
Unique Pupil Number(UPN)	G87346031102A	1	0	0		
Pupil's Former UPN		0	0	0		
ULN		0	0	0		
Pupil Surname	TEST	0	0	0		
Pupil Forename	ONE	0	0	0		
Pupil Middle Names		0	0	0		
Pupil Former Surname		0	0	0		
Pupil Preferred Surname		0	0	0		
Gender of pupil	F - Female	0	0	0		
Pupil Date of Birth	1999-06-01	0	0	0		

View All View All View All

- 3) You can tell that a change has been made by displaying a scroll in the history column of the return.

Pupil On Roll - Identifiers

All Errors All Notes Add View Edit Delete Status

Drill Up Error

Pupil On Roll - Identifiers - Abbey College, Ramsey

All Notes

Reset Go

UPN	Surname	Forename	DOB	Pupil Enrolment Status	Pupil Errors	Address	Termly Sessions	Summer Sessions	Annual Sessions	Exclusions	Post 16	FSM
G87346031102A	TEST	ONE	1999-06-01	C - Current (single registration at this school)	1	0	0	0	0	0	0	0
P873468041542	TESY	TWO	1996-05-05	M - Current main (dual registration)	1	0	0	0	0	0	2	0

Data Item	Value	Pupil On Roll Summer Half Term 2 Attendance		OK Errors	Notes	History
		E	Q			
Pupil on Roll Identifiers						
Missing Address		0	0	0		
Unique Pupil Number(UPN)	G87346031102A	1	0	0		
Pupil's Former UPN		0	0	0		
ULN		0	0	0		
Pupil Surname	TEST	0	0	0		
Pupil Forename	ONE	0	0	0		
Pupil Middle Names		0	0	0		
Pupil Former Surname		0	0	0		
Pupil Preferred Surname		0	0	0		
Gender of pupil	F - Female	0	0	0		
Pupil Date of Birth	1999-06-01	0	0	0		
Pupil On Roll Termly Exclusions				View All		
Pupil On Roll Post 16 Learning Aims				View All		
Pupil On Roll Addresses				View All		

- 4) Double clicking on the scroll will show the change that has been made, when and by which username

Data Log Page

History Report - SchoolCensus 2013 Autumn Back

Abbey College, Ramsey

History report on 27/08/2013 at 15:30:22

Data Unique Pupil Number(UPN)

Filter By: Action User Start Date End Date Go Reset

Action	Old Value	New Value	User	Role	Organisation	Date
Update	G873460311024	G87346031102A	Kirsty Bennett	Source	Department for Education	27/08/2013 15:24:30
Update	G873460311020	G873460311024	Kirsty Bennett	Source	Department for Education	27/08/2013 15:24:28
Update	V873460314581	G873460311020	Kirsty Bennett	Source	Department for Education	27/08/2013 15:24:25

Off rolling a pupil

- 1) Locate the pupil in the same way as above through the pupils on roll 'View All' and filter bar.
- 2) Once found the correct pupil click on the edit button



- 3) You will see a drop down box becomes available at the bottom of the screen, to transfer the pupil off roll change this to 'True'

A screenshot of the 'Pupil On Roll - Identifiers' interface for 'Abbey College, Ramsey'. The interface shows a table of pupils with columns for 'UPN', 'Surname Forename', 'DOB', 'Pupil Enrolment Status', 'Pupil Errors', 'Address', 'Termly Sessions', 'Summer Sessions', 'Annual Sessions', 'Exclusions', 'Post 16', and 'FSM'. Below the table, there are sections for 'Pupil On Roll Characteristics', 'Pupil On Roll Status', 'Pupil On Roll Termly Attendance', 'Pupil On Roll Summer Half Term 2 Attendance', and 'Pupil On Roll Annual Attendance'. At the bottom, there is a 'Transfer Pupil to Off Roll' section with a dropdown menu set to 'True'.

UPN	Surname Forename	DOB	Pupil Enrolment Status	Pupil Errors	Address	Termly Sessions	Summer Sessions	Annual Sessions	Exclusions	Post 16	FSM
G87346031102A	TEST ONE	1999-06-01	C - Current (single registration at this school)	1	0	0	0	0	0	0	0
P873468041542	TESY TWO	1996-05-05	M - Current main (dual registration)	1	0	0	0	0	0	2	0

Transfer Pupil to Off Roll:

The record will update overnight and the pupil will show in off roll the next working day. You need to then find the pupil in the 'Pupil no Longer on Roll' section & add their leaving date.

Adding a missing address

- 1) Locate the pupil in the same way as above through the pupils on roll 'View All' and filter bar.
- 2) Click on the Pupil on roll Addresses 'View All' Link.

COLLECT Portal

Pupil On Roll - Identifiers

All Errors All Notes Add View Edit Delete Status

Pupil On Roll - Identifiers - Abbey College, Ramsey

UPN	Surname	Forename	DOB	Pupil Enrolment Status	Pupil Errors	Address	Termly Sessions	Summer Sessions	Annual Sessions	Exclusions Post 16	FSM
G87346031102A	TEST	ONE	1999-06-01	C - Current (single registration at this school)	1	0	0	0	0	0	0
P873468041542	TESY	TWO	1996-05-05	M - Current main (dual registration)	1	0	0	0	0	2	0

Pupil On Roll Characteristics Pupil On Roll Status Pupil On Roll Termly Attendance Pupil On Roll Summer Half Term 2 Attendance Pupil On Roll Annual Attendance

Data Item	Value	E	Q	OK Errors	Notes	History
Pupil on Roll Identifiers						
Missing Address		0	0	0		
Unique Pupil Number(UPN)	P873468041542	1	0	0		
Pupil's Former UPN		0	0	0		
ULN		0	0	0		
Pupil Surname	TESY	0	0	0		
Pupil Forename	TWO	0	0	0		
Pupil Middle Names		0	0	0		
Pupil Former Surname		0	0	0		
Pupil Preferred Surname		0	0	0		
Gender of pupil	M - Male	0	0	0		
Pupil Date of Birth	1996-05-05	0	0	0		
Pupil On Roll Termly Exclusions					View All	
Pupil On Roll Post 16 Learning Aims					View All	
Pupil On Roll Addresses					View All	

Transfer Pupil to Off Roll

- 3) Click 'Add' to bring up fields to enter in missing address details

COLLECT Portal

Addresses

INFORMATION

No matching AddressesOnRoll records found

All Errors All Notes Add View Edit Delete Status

> P873468041542,TWO,TESY

Addresses - Abbey College, Ramsey

UPN	Surname	Forename	DOB	Postcode	Address Line 1	Dwelling (PAON)	Errors
Pupil On Roll Address							
Postcode							0 0 0
BS7666 Format							
Sub-dwelling (SAON)							0 0 0
Dwelling (PAON)							0 0 0
Street							0 0 0
Locality							0 0 0
Town							0 0 0
Administrative Area							0 0 0
Post Town							0 0 0
Line Address Format							
Address Line 1							0 0 0
Address Line 2							0 0 0
Address Line 3							0 0 0
Address Line 4							0 0 0
Address Line 5							0 0 0

4) Once all address details entered click on 'Save'

The screenshot shows the 'COLLECT Portal' interface. At the top, there's a header 'COLLECT Portal' and a sub-header 'Addresses'. Below that, an 'INFORMATION' bar states 'No matching AddressesOnRoll records found'. A section titled 'Add new record?' contains a 'Save' button (circled in red) and a 'Cancel' button. Below this, a breadcrumb trail shows 'P873468041542,TWO,TESY'. The main content area is titled 'Addresses - Abbey College, Ramsey' and contains a table with columns: 'UPN', 'Surname', 'Forename', 'DOB', 'Postcode', 'Address Line 1', 'Dwelling (PAON)', and 'Errors'. The table is divided into sections: 'Pupil On Roll Address', 'BS7666 Format', and 'Line Address Format'. Each section contains rows for different address items with columns for 'Data Item', 'Value', 'Error' (subdivided into 'E' and 'Q'), 'OK Errors', 'Notes', and 'History'. The 'Pupil On Roll Address' section includes fields for Postcode (DL3 9BG), Sub-dwelling (SAON), Dwelling (PAON) (Mowden Hall), Street (Standrop Road), Locality, and Town (Darlington). The 'BS7666 Format' section includes Administrative Area and Post Town. The 'Line Address Format' section includes Address Line 1 through Address Line 5.

5) This will now save the address and clear any 2355Q query.

Changes to data in Pupil records

E.g. Language, DOB, Enrol Status

You can change any information about the pupil in the same way as changing UPN.

You need to locate the part of the return with the incorrect information and then click 'edit' to change it, either by overwriting or using a drop down menu of options.

Deleting a pupil from the return

Sometimes you may need to completely remove a pupil from the return if they have pulled through in error.

The most common occurrence of this is off roll pupils under 4 where we do not collect attendance/exclusion/post 16 data. You will see errors 1925 or 1926 in this case.

On checking the records if you are confident this is the case and the pupil needs removing please follow these steps.

- 1) Locate the pupil on the return please use the UPN search where possible to ensure the correct pupil is selected.
- 2) Double check you have the correct pupil highlighted in blue and the text is in bold and click the 'Delete' button.

COLLECT Portal

Pupils No Longer On Roll - Identifiers

All Errors All Notes Add View Edit **Delete** Status

Pupils No Longer On Roll - Identifiers - Abbey College, Ramsey

Drill Up Error

All Notes

Reset Go

UPN	Surname	Forename	DOB	Pupil Errors	Address	Termly Sessions	Summer Sessions	Annual Sessions	Click to filter displayed data
H873547854112	TEST	THREE	2000-01-01	1	0	0	0	0	

Pupil No Longer On Roll Characteristics		Pupil No Longer On Roll Status		Pupil No Longer on Roll Termly Attendance		Pupil No Longer On Roll Summer Half Term 2 Attendance		Pupil No Longer On Roll Annual Attendance	
Data Item	Value	Errors		OK Errors	Notes	History			
		E	Q						
Pupil No Longer On Roll Identifiers									
Missing Address		0	0	0					
Unique Pupil Number(UPN)	H873547854112	1	0	0					
Pupil's Former UPN		0	0	0					
ULN		0	0	0					
Pupil Surname	TEST	0	0	0					
Pupil Forename	THREE	0	0	0					
Pupil Middle Names		0	0	0					
Pupil Former Surname		0	0	0					
Gender of pupil	F - Female	0	0	0					
Pupil Date of Birth	2000-01-01	0	0	0					
Pupil No Longer on Roll Termly Exclusions									
Pupil No Longer On Roll Post 16 Learning Aims									
Pupil No Longer On Roll Addresses									
View All									
View All									
View All									

Transfer Pupil To On Roll

You then need to confirm this action or cancel if done in error.

Pupils No Longer On Roll - Identifiers

Confirm deletion ? Yes No

Pupils No Longer On Roll - Identifiers - Abbey College, Ramsey

Unique Pupil Number (UPN) Pupil Surname Pupil Date of Birth Reset Go

UPN	Surname	Forename	DOB	Pupil Errors	Address	Termly Sessions	Summer Sessions	Annual Sessions	Exclusions	Post 16
H873547854112	TEST	THREE	2000-01-01	1		0	0	0	0	0

Data Item	Value	Errors			OK Errors	Notes	History
		E	Q				
Pupil No Longer On Roll Identifiers							
Missing Address		0	0	0	0		
Unique Pupil Number(UPN)	H873547854112	1	0	0	0		
Pupil's Former UPN		0	0	0	0		
ULN		0	0	0	0		
Pupil Surname	TEST	0	0	0	0		
Pupil Forename	THREE	0	0	0	0		
Pupil Middle Names		0	0	0	0		
Pupil Former Surname		0	0	0	0		
Gender of pupil	F - Female	0	0	0	0		
Pupil Date of Birth	2000-01-01	0	0	0	0		
Pupil No Longer on Roll Termly Exclusions						View All	
Pupil No Longer On Roll Post 16 Learning Aims						View All	
Pupil No Longer On Roll Addresses						View All	
Transfer Pupil To On Roll <input type="text"/>							

Please note – Unlike a change to the return deleting a pupil is irreversible without a re-load of data. Please ensure you have highlighted the correct child before removing.

Removing a duplicate record

The DfE will run extra checks on your data prior to authorising such as looking at duplicate records i.e. FSM periods or Exclusions. We will contact you regarding these and ask that you update COLLECT to only show one. Using duplicate exclusions as an example please follow the following steps.

- 1) Locate the pupil using the 'View All' buttons and filter bar. Once correct pupil highlighted, click on Pupil on Roll Termly Exclusions 'View All'

COLLECT Portal

Pupils No Longer On Roll - Identifiers

All Errors All Notes Add View Edit Delete Status

Pupils No Longer On Roll - Identifiers - Abbey College, Ramsey

Unique Pupil Number (UPN)	Surname	Forename	DOB	Pupil Errors	Address	Termly Sessions	Summer Sessions	Annual Sessions	Exclusions	Post 16
H873547854112	TEST	THREE	2000-01-01	1	0	0	0	0	0	0

Pupil No Longer On Roll Characteristics

Data Item	Value	E	Q	OK Errors	Notes	History
Missing Address		0	0	0		
Unique Pupil Number(UPN)	H873547854112	1	0	0		
Pupil's Former UPN		0	0	0		
ULN		0	0	0		
Pupil Surname	TEST	0	0	0		
Pupil Forename	THREE	0	0	0		
Pupil Middle Names		0	0	0		
Pupil Former Surname		0	0	0		
Gender of pupil	F - Female	0	0	0		
Pupil Date of Birth	2000-01-01	0	0	0		

Pupil No Longer On Roll Termly Exclusions

Pupil No Longer On Roll Post 16 Learning Aims

Pupil No Longer On Roll Addresses

Transfer Pupil To On Roll

- 2) You will see the exclusions listed here. Please highlight the one you wish to remove by clicking on it and then click the delete button.

COLLECT Portal

Termly Exclusions

All Errors All Notes Add View Edit Delete Status

H873547854112,THREE,TEST

Termly Exclusions - Abbey College, Ramsey

UPN	Surname	Forename	DOB	Category	Reason	Start Date	Sessions	Errors
H873547854112	TEST	THREE	2000-01-01	FXD - Fixed Period	PP - Physical assault against a pupil	2013-01-30	4	0
H873547854112	TEST	THREE	2000-01-01	FXD - Fixed Period	PP - Physical assault against a pupil	2013-01-30	4	0

Pupil No Longer On Roll Termly Exclusions

Data Item	Value	E	Q	OK Errors	Notes	History
Exclusion Category	FXD - Fixed Period	0	0	0		
Exclusion Reason	PP - Physical assault against a pupil	0	0	0		
Exclusion Start Date	2013-01-30	0	0	0		
Exclusion actual number of sessions	4	0	0	0		
In Care Indicator	False	0	0	0		
Pupil SEN Provision	N - No Special Educational Need	0	0	0		

- 3) You then need to confirm this action by clicking 'Yes'

Termly Exclusions

Confirm deletion ?

Yes No

H873547854112,THREE,TEST

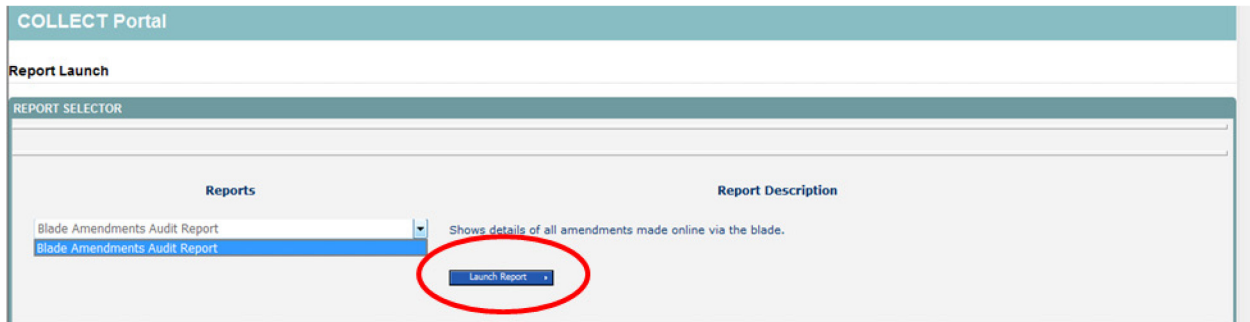
Reports

A new report has been added to COLLECT which will detail the change history of a school. This report is available to all schools and Local Authority users.

- 1) Click on the Launch Reports button



- 2) Select Blade Amendments Report from the drop down & click 'Launch Reports'

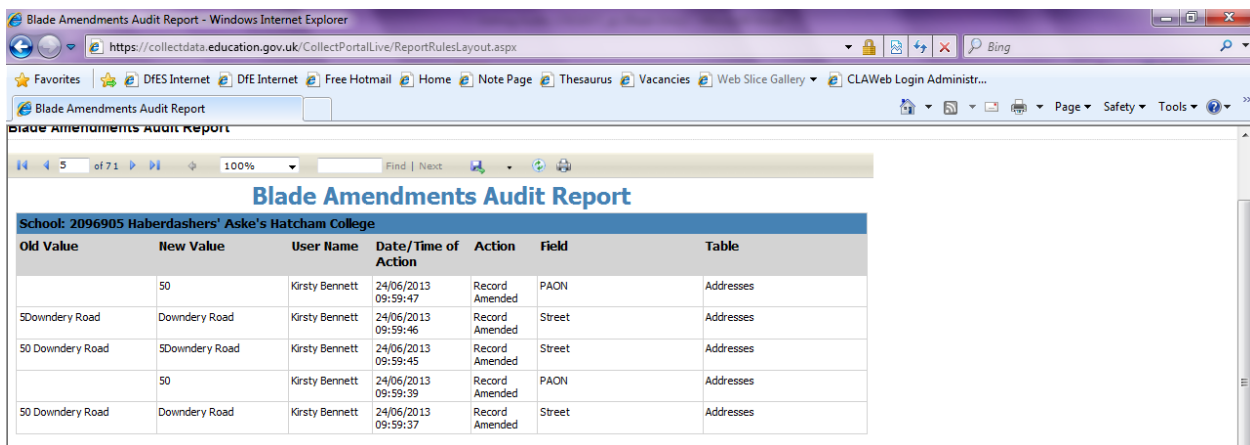


- 3) Click on Launch Report again on the next page to confirm



- 4) Your report will be displayed detailing any change that has been made to the collection.

LAs - You will see a full list of schools where changes have been made.

A screenshot of a web browser displaying the "Blade Amendments Audit Report" for the school "2096905 Haberdashers' Aske's Hatcham College". The report is presented as a table with the following data:

Old Value	New Value	User Name	Date/Time of Action	Action	Field	Table
	50	Kirsty Bennett	24/06/2013 09:59:47	Record Amended	PAON	Addresses
5Downdery Road	Downdery Road	Kirsty Bennett	24/06/2013 09:59:46	Record Amended	Street	Addresses
50 Downdery Road	5Downdery Road	Kirsty Bennett	24/06/2013 09:59:45	Record Amended	Street	Addresses
	50	Kirsty Bennett	24/06/2013 09:59:39	Record Amended	PAON	Addresses
50 Downdery Road	Downdery Road	Kirsty Bennett	24/06/2013 09:59:37	Record Amended	Street	Addresses

Please follow the COLLECT user guide to see how to export or print this report.

Help

If you have any queries or have a change to your contact details please could you complete a [Service Request form](#).



Department
for Education

Crown copyright 2014

You may re-use this document/publication (not including logos) free of charge in any format or medium, under the terms of the Open Government Licence v2.0. Where we have identified any third party copyright information you will need to obtain permission from the copyright holders concerned.

To view this licence:

visit www.nationalarchives.gov.uk/doc/open-government-licence/version/2

email psi@nationalarchives.gsi.gov.uk

About this publication:

enquiries <https://www.education.gov.uk/form/data-collection-request-form>

download www.gov.uk/government/publications

Reference: DFE-00566-2014



Follow us on
Twitter: [@educationgovuk](https://twitter.com/educationgovuk)



Like us on Facebook:
facebook.com/educationgovuk