

## Official Statistics Release

Policy area:	Local authority children's services inspections
Theme:	Education, children's services and skills
Published on:	15 October 2014
Coverage:	England
Period covered:	1 November 2013 - July 2014
Status:	<b>FINAL</b>
Issued by:	Office for Standards in Education, Children's Services and Skills (Ofsted) 125 Kingsway London WC2B 6SE
Statistician:	Adam King
Public enquiries:	enquiries@ofsted.gov.uk
Press enquiries:	pressenquiries@ofsted.gov.uk
Link to official statistics release web page:	<a href="http://www.ofsted.gov.uk/resources/official-statistics-local-authority-childrens-services-inspections-and-outcomes">http://www.ofsted.gov.uk/resources/official-statistics-local-authority-childrens-services-inspections-and-outcomes</a>
Publication medium:	Ofsted website
Publication frequency:	Six monthly
Next publication date:	April 2015

## Contents

Key points .....	2
Introduction .....	2
Key findings .....	3
Methodology .....	6
Underlying tables.....	7

## Key points

- As at the end of July 2014, there had been 33 inspections under the new single inspection framework
- Almost three quarters of the inspected local authorities were found to require improvement or be inadequate overall
- Only two local authorities were found to be outstanding in any of the inspected areas
- One third of local safeguarding children boards were found to be good in their review and two thirds were found to be either inadequate or requires improvement.

## Introduction

This official statistics release reports on the outcomes of local authority children's services inspections that have taken place under Section 136 of the Education and Inspections Act 2006.

Ofsted undertakes a number of activities in relation to assessing local authority (LA) children's services. The frameworks within which these activities take place are amended regularly and inspection of local authority children's services is currently undergoing a period of substantial change.

This release includes inspection outcomes for the first inspections of the framework of inspections of local authority services for children in need of help and protection, children looked after and care leavers. At the same time as these inspections, Ofsted also undertakes a review of the effectiveness of the Local Safeguarding Children Board (LSCB).

A previous release of management information, in April 2014, gave initial results for those inspections that were published by the end of April 2014 (twelve inspections). The current release reports on these 12 inspections as well as a further 21 inspections for which the report was published between May and September 2014.

## Key findings

### Inspections of children in need of help and protection, children looked after and care leavers

Between 1 November 2013 and 31 July 2014, there were 33 inspections of children who need help and protection, children looked after and care leavers.

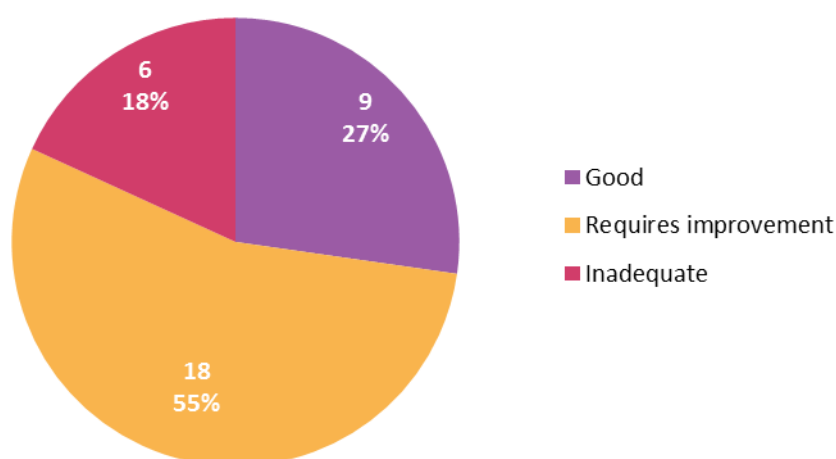
A summary of outcomes for all judgements from these inspections can be found in Table 1 below:

**Table 1: Inspections of children who need help and protection, children looked after and care leavers, as at 15 September 2014**

	Single Inspection of LA Children's Services (SIF)					
	Overall Effectiveness (OE)	Children who need help and protection	Children looked after and achieving permanence	CLA Sub: Adoption Performance	CLA Sub: Experiences and progress of care leavers	Leadership, management and governance
Outstanding	0	0	0	2	0	1
Good	9	9	12	15	13	11
Requires improvement	18	18	18	13	17	15
Inadequate	6	6	3	3	3	6
Total	33	33	33	33	33	33

More than half of the inspected local authorities were found to require improvement in their judgement for *Overall effectiveness* and a further 18% were inadequate. [Chart 1]

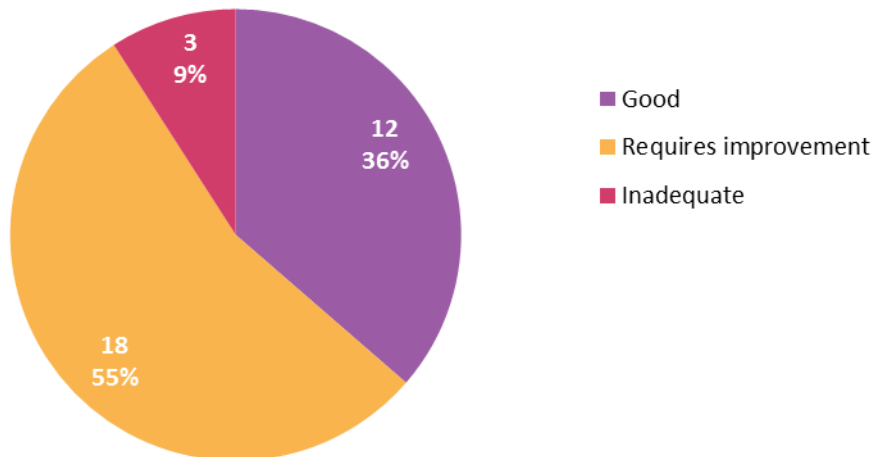
**Chart 1 – Overall effectiveness for children who need help and protection, as at 15 September 2014**



Outcomes for *help and protection* were identical to those for *Overall effectiveness*: 55% were found to require improvement. [Chart 1]

Inspections found that for more than a third of local authorities (36%), outcomes for *children looked after and achieving permanence* were good. Within this category, the proportion of local authorities found to be inadequate, 9%, was half the proportion found to be inadequate for *help and protection*. [Chart 2]

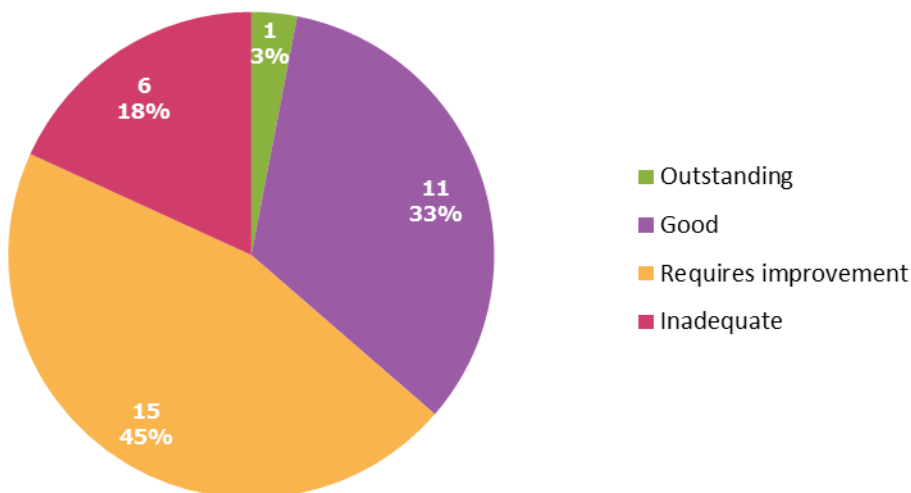
**Chart 2 – Overall effectiveness for children looked after and achieving permanence, as at 15 September 2014**



33 inspections

One local authority (Hampshire) was found to be outstanding for *leadership, management and governance* and one third of local authorities were good. However, almost two thirds were found to require improvement or be inadequate. [Chart 3, below]

**Chart 3– Overall effectiveness of leadership, management and governance, as at 15 September 2014<sup>1</sup>**



33 inspections

1. Percentages may not add to 100 due to rounding

The only other area where local authorities were found to be outstanding was for the sub-judgement on *Adoption performance* for which two local authorities (East Sussex and Hampshire) were found to be outstanding.

Comparisons with previous frameworks cannot always be directly made (see Methodology section below for further information). Of the 33 inspected local authorities, 13 had an *Overall effectiveness* outcome for safeguarding or equivalent that had declined since their previous inspection, 11 had stayed the same and nine had improved. The majority of those that had declined had previously been good. [Table 2]

**Table 2: Change in 'safeguarding' outcomes between the most recent previous inspection<sup>1</sup> and latest Single Inspection, as at 15 September 2014**

	Previously Good	Previously Adequate	Previously Inadequate	All
Declined	12	1	0	13
Improved	0	4	5	9
Same	5	4	2	11
Total	17	9	7	33

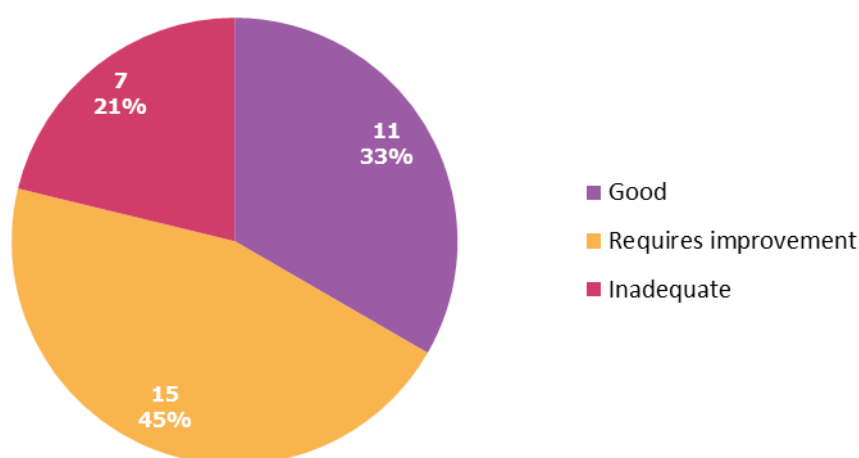
<sup>1</sup> This is the outcome of the local authority's most recent previous inspection. This could be from either the Safeguarding inspection (part of the S&LAC) or the Child Protection Inspection (CPI) framework, depending on when the inspection took place.

## Review of effectiveness of the Local Safeguarding Children Board (LSCB)

Alongside the single inspections of children who need help and protection, children looked after and achieving permanence, Ofsted completed reviews of the effectiveness of the local authority's local safeguarding children board (LSCB).

Of the 33 LSCBs reviewed, 11 were good, 15 require improvement and seven were inadequate. [Chart 4]

**Chart 4 - Effectiveness of the local safeguarding children board (LSCB), as at 15 September 2014<sup>1</sup>**



33 inspections

1. Percentages may not add to 100 due to rounding

**Table 3: Reviews of the effectiveness of the LSCB, as at 15 September 2014**

	Overall Effectiveness of the LSCB
Outstanding	0
Good	11
Requires improvement	15
Inadequate	7
Total	33

## Methodology

1. In this framework of inspections, an overall judgement is given for overall effectiveness of children who need help and protection, children looked after and achieving permanence . This is a cumulative judgement derived from:
  - The experiences and progress of children who need help and protection;
  - The experiences and progress of children looked after and achieving permanence including graded judgements on i) adoption performance and ii) the experiences and progress of care leavers;
  - Leadership, management and governance.

The review of the effectiveness of the Local Safeguarding Children Board also includes an overall judgement.

2. The outcomes used in these inspections are not directly comparable with previous inspection frameworks. The *Overall effectiveness* judgement takes into account all of the other elements of the inspection so, for example, for this current framework it includes children in need of help and protection and children looked after, whereas for the Child Protection Inspection (CPI) framework (published between July 2012 and August 2013), it would only have included children subject of safeguarding and child protection services.

Where we have made statements about whether inspection outcomes have declined or improved, we are referring to the most recent relevant safeguarding or equivalent outcome with the caveat that these are not strictly comparable.

## Underlying tables

Outcomes for all 33 inspections can be seen in Tables 4 and 5 below.

**Table 4: Inspections of children who need help and protection, children looked after and care leavers, as at 15 September 2014**

Local Authority	Single Inspection of LA Children's Services (SIF)					
	Overall Judgement (OE)	Children who need help and protection	Children looked after and achieving permanence	CLA Sub: Adoption Performance	CLA Sub: Experiences and progress of care leavers	Leadership, management and governance
Barking & Dagenham	3	3	3	3	3	3
Barnsley	3	3	3	3	2	3
Bexley	3	3	3	3	3	3
Birmingham	4	4	4	4	4	4
Blackpool	3	3	3	3	3	3
Bolton	3	3	2	2	2	3
Bournemouth	3	3	3	2	3	3
Bradford	3	3	2	2	2	2
Buckinghamshire	4	4	4	3	3	4
Cambridgeshire	2	3	2	2	2	2
Coventry	4	4	3	3	3	4
Derbyshire	2	2	2	2	2	2
East Sussex	2	2	2	1	3	2
Essex	2	2	2	2	2	2
Hampshire	2	2	2	1	2	1
Haringey	3	3	3	3	3	3
Hartlepool	2	2	2	2	2	2
Herefordshire	3	3	3	2	3	3
Hillingdon	3	3	3	2	3	3
Hounslow	3	3	3	3	3	3
Knowsley	4	4	3	4	3	4
Liverpool	3	3	3	3	3	3
Manchester	4	4	3	4	3	4
Newham	3	3	3	2	2	3
North Yorkshire	2	2	2	2	2	2
Nottingham City	3	3	3	3	3	3
Oxfordshire	2	2	2	2	2	2
Portsmouth	3	3	2	2	3	2
Sheffield	3	2	3	3	2	2
Slough	4	4	4	3	4	4
Southampton	3	3	3	3	4	3
Staffordshire	2	2	2	2	2	2
Swindon	3	3	3	2	3	3

**Table 5: Reviews of the effectiveness of the LSCB, as at 15 September 2014**

Local Authority	LSCB Overall Effectiveness
Barking & Dagenham	3
Barnsley	3
Bexley	4
Birmingham	4
Blackpool	3
Bolton	3
Bournemouth	3
Bradford	2
Buckinghamshire	4
Cambridgeshire	2
Coventry	4
Derbyshire	3
East Sussex	2
Essex	3
Hampshire	2
Haringey	3
Hartlepool	3
Herefordshire	3
Hillingdon	3
Hounslow	3
Knowsley	4
Liverpool	3
Manchester	4
Newham	2
North Yorkshire	2
Nottingham City	3
Oxfordshire	2
Portsmouth	2
Sheffield	2
Slough	4
Southampton	3
Staffordshire	2
Swindon	2

© Crown copyright

You may re-use this information (not including logos) free of charge in any format or medium, under the terms of the Open Government Licence. To view this licence, visit <http://www.nationalarchives.gov.uk/doc/open-government-licence/> or write to the Information Policy Team, The National Archives, Kew, London, TW9 4DU or e-mail: [psi@nationalarchives.gsi.gov.uk](mailto:psi@nationalarchives.gsi.gov.uk).