

Statistical Release

Vocational and Other Qualifications Quarterly January – March 2014

Contents

Introduction.....	1
Key statistics.....	2
Tables of key statistics.....	3
Analysis.....	5
Background notes.....	17
Glossary of terms.....	23
Your feedback.....	25
Appendix.....	26

Published:
5th June 2014

Statistician:
Alison Fisher
Head of Statistics

024 7671 6809
statistics@ofqual.gov.uk

Key points

This release presents information on the range and number of, and certificates issued for, regulated qualifications during January – March 2014 for qualifications at all levels, excluding GCSEs and A levels. The key findings are:

- For the first time in five years, the number of available qualifications decreased this quarter compared with the previous quarter (from 20,906 to 20,259).
- In this quarter, approximately 1.5 million certificates were issued, an increase of 3 per cent on the same quarter of 2013. This is due in part to an increase in the number of certificates issued for functional skills, other general and English for speakers of other languages (ESOL) qualifications.
- The number of certificates awarded for functional skills increased by 42 per cent to 194,500 this quarter. This is due partly to the increase in numbers of apprenticeships.
- The number of certificates awarded for general qualifications has increased by 28 per cent, with the majority of growth in Cambridge International Level 1/Level 2 Certificate in First Language English (24,650 certificates this quarter compared to none in the same period in 2013).
- The number of certificates awarded for ESOL qualifications also increased, mainly in qualifications taken in support of settlement and citizenship in Britain – in line with the new Home Office requirements.
- Associated Board of the Royal School of Music saw the largest growth in number of certificates awarded.

Introduction

We regulate qualifications, exams and assessments in England, and vocational qualifications in Northern Ireland. Under the *Apprenticeships, Skills, Children and Learning Act 2009*, one of our objectives is to improve public confidence in regulated qualifications and assessments by raising awareness and understanding of the qualifications that we regulate.

In this release, we present data on vocational qualifications. Vocational and other qualifications exclude GCSEs, AS, A levels, the Diploma and the components that make up the Diploma – project and principal learning. They are taken in order to improve career progression, personal growth or for leisure purposes. In addition they include other academic qualifications taken in schools, sixth forms and colleges, for example international GCSEs and BTECs.

We present data on available regulated qualifications and the number of certificates for these qualifications in England, Wales and Northern Ireland. When a qualification is accredited, it is classified as one of 18 qualification types. Here we present figures on 12¹ of these qualification types.

The figures represent both the quarter January – March 2013 and the 12-month period to the end of March 2014.

To help you interpret the content, a glossary of terms is available towards the end of this release, followed by the data tables in the appendix.

We are thinking of combining this bulletin with the related *Higher Level Qualifications Quarterly*. We would like your views on this change or on any other improvements. If you would like to contribute, please contact us before 18th July at: statistics@ofqual.gov.uk.

¹ Basic skills, English for speakers of other languages (ESOL), entry level, free-standing mathematics qualifications, functional skills, higher level, key skills, national vocational qualifications (NVQs), occupational qualifications, other general qualifications, Qualifications and Credit Framework (QCF) and vocationally related qualifications.

Key statistics

During the January – March 2014 quarter, the number of available qualifications decreased to 20,259, 3 per cent less than the previous quarter (20,906). The number of available qualifications decreased for all types of qualifications except on the Qualifications and Credit Framework (QCF) (an increase of 324 qualifications) and for English speakers of other languages (ESOL) (an increase of two qualifications).

This quarter, approximately 1.5 million vocational qualifications were awarded. This is an increase of 3 per cent compared with the same quarter of 2013. The number of certificates issued in the 12-month period to March 2014, compared with 2013, continues to increase.

The number of certificates issued for functional skills qualifications increased by 42 per cent this quarter, to 194,500 for Level 1 and Level 2, mainly for qualifications by Pearson Education Ltd and City and Guilds of London Institute. This may be a result of functional skills qualifications being part of the requirements of apprenticeship frameworks (see page 8).

The number of certificates awarded for other general qualifications has also increased (from 63,900 in January – March 2013 to 81,700 this quarter). This is mainly due to an increase in the number of certificates for Cambridge International Level 1/Level 2 Certificate in First Language English qualifications (from 0 to 24,650). This is also commonly known as an IGCSE qualification.

The number of certificates awarded for ESOL qualifications has increased this quarter, particularly for Entry level 3 qualifications in ESOL International – Speaking and Listening and Skills for Life (Speaking and Listening). Those who wish to settle or become British citizens from a non-English speaking country have to complete an English language qualification. Before 28th October 2013, this requirement was to have completed an ESOL qualification at any level. From 28th October 2013, a range of English language qualifications are accepted but the ESOL qualifications have to be at Entry level 3, Level 1 or Level 2.

The biggest growth from the ten awarding organisations with the most achievements this quarter compared to last was seen in the number of qualifications awarded by Associated Board of the Royal School of Music (increasing from 31,850 to 70,600). Most of this growth was for the Award in Graded Examination in Music Performance qualifications at Level 1 (Grade 1 and Grade 2).

Tables of key statistics

	October- December 2013	January-March 2014	Change on previous qtr
Number of available qualifications	20,906	20,259	-3
Number of awarding organisations			
with available qualifications this quarter	167	164	-2
with available qualifications this quarter and certificates awarded in the last 12 months	161	159	-1
Basic skills	32	22	-31
English for speakers of other languages	191	193	1
Entry level	279	274	-2
Free-standing mathematics qualification	7	7	0
Functional skills	238	237	0
Higher level	355	221	-38
Key skills	191	165	-14
NVQ	652	391	-40
Occupational qualification	68	20	-55
Other general qualification	774	740	-4
QCF	17,084	17,408	2
Vocationally related qualification	1,035	581	-44
Number of available qualifications by level			
Entry level	2,376	2,466	4
Level 1	2,852	2,895	2
Level 1/2	139	139	0
Level 2	6,357	6,365	0
Level 3	6,584	5,979	-9
Level 4	1,445	1,355	-6
Level 5	691	622	-10
Level 6	257	240	-7
Level 7	199	192	-4
Level 8	6	6	0
Number of available qualifications by sector subject area			
Health, Public Services and Care	2,024	1,956	-3
Science and Mathematics	168	159	-5
Agriculture, Horticulture and Animal Care	846	812	-4
Engineering and Manufacturing Technologies	2,188	2,084	-5
Construction, Planning and the Built Environment	1,461	1,353	-7
Information and Communication Technology	481	462	-4
Retail and Commercial Enterprise	2,350	2,361	0
Leisure, Travel and Tourism	960	924	-4
Arts, Media and Publishing	1,872	1,681	-10
History, Philosophy and Theology	48	47	-2
Social Sciences	23	22	-4
Languages, Literature and Culture	1,525	1,483	-3
Education and Training	1,140	1,113	-2
Preparation for Life and Work	3,514	3,629	3
Business, Administration, Finance and Law	2,306	2,173	-6

Statistical Release
Vocational and Other Qualifications Quarterly: January – March 2014

	January - March 2013	January - March 2014	Change on previous qtr	April - March 2013	April - March 2014	Change on previous 12 months
Overall number of certificates awarded	1,421,700	1,467,300	3	8,896,600	9,112,800	2
Number of certificates by type of qualification						
Basic skills	23,700	1,000	-96	342,900	47,450	-86
English for speakers of other languages	58,550	74,600	27	260,050	299,750	15
Entry level	5,050	5,400	7	113,350	104,400	-8
Free-standing mathematics qualification	550	500	-9	23,000	23,100	0
Functional skills	136,850	194,500	42	721,450	984,700	36
Higher level	2,050	900	-56	13,250	6,050	-54
Key skills	116,300	21,150	-82	644,300	350,750	-46
NVQ	6,700	1,900	-72	65,200	15,200	-77
Occupational qualification	150	0	-100	1,950	250	-87
Other general qualification	63,900	81,700	28	542,550	669,300	23
QCF	985,400	1,072,750	9	5,656,300	6,281,950	11
Vocationally related qualification	22,550	12,950	-43	512,350	329,900	-36
Number of certificates by qualification level						
Entry level	134,000	163,100	22	900,750	962,450	7
Level 1	421,250	383,700	-9	2,351,550	2,282,000	-3
Level 1/2	8,850	29,950	238	45,100	176,400	291
Level 2	671,750	687,900	2	4,327,950	4,300,900	-1
Level 3	159,800	181,600	14	1,142,900	1,274,550	12
Level 4	14,300	11,850	-17	75,350	63,800	-15
Level 5	7,350	6,600	-10	34,750	36,400	5
Level 6	2,800	1,500	-46	10,300	9,150	-11
Level 7	1,450	1,050	-28	7,700	6,750	-12
Level 8	100	50	-50	250	400	60
Number of certificates by sector subject area						
Health, public services and care	187,900	259,350	38	884,200	1,142,450	29
Science and mathematics	8,100	2,400	-70	232,150	277,600	20
Agriculture, horticulture and animal care	21,300	17,900	-16	117,600	115,450	-2
Engineering and manufacturing technologies	78,150	73,650	-6	424,900	427,000	0
Construction, planning and the built environment	36,050	33,350	-7	243,500	234,400	-4
Information and communication technology	73,950	54,150	-27	662,250	605,200	-9
Retail and commercial enterprise	148,150	140,300	-5	759,750	732,250	-4
Leisure, travel and tourism	62,350	59,650	-4	540,400	535,100	-1
Arts, media and publishing	114,250	153,150	34	896,550	883,250	-1
History, philosophy and theology	150	100	-33	46,300	41,150	-11
Social sciences	150	100	-33	4,100	4,550	11
Languages, literature and culture	44,500	67,150	51	370,450	463,950	25
Education and training	20,350	20,000	-2	98,600	106,250	8
Preparation for life and work	500,700	462,700	-8	2,951,950	2,858,150	-3
Business, administration, finance and law	125,600	123,400	-2	663,950	686,050	3
Number of certificates by country						
England	1,298,450	1,319,650	2	8,115,900	8,243,200	2
Wales	93,900	116,150	24	582,800	660,450	13
Northern Ireland	29,400	31,550	7	197,950	209,150	6

Analysis

This section presents figures on the number of qualifications that are available for students to enrol on (even if only for one day during the quarter), as well as those that may have expired but remain active until the final certificate has been issued.

Qualifications available

The number of available regulated qualifications has increased each quarter over the past five years, but this quarter there has been a decrease of 3 per cent. (Please note that the number of available qualifications for the last quarter has been revised since the last publication.) This increase was due to 666 new qualifications becoming available and 1,313 qualifications expiring (the majority of these being vocationally related qualifications, QCF and NVQs). This quarter, 621 new qualifications were introduced onto the QCF (93 per cent of the new qualifications), while 297 expired (23 per cent of the expired qualifications), resulting in the QCF now making up 86 per cent of the total number of qualifications available.

In the quarter October – December 2013, there were 2,376 entry level qualifications available. Fifteen of these expired and 105 became newly available, leaving 2,466 entry level qualifications available this quarter. Of the 105 new qualifications, three are NOCN ESOL International qualifications and the rest are QCF qualifications, with the majority (74) in Entry level Mathematics and English qualifications.

Of the 3,514 qualifications available in the preparation for life and work sector subject area, 61 qualifications expired and 176 became newly available, leaving 3,629 available qualifications in January – March 2014. Of the newly available qualifications, 169 are QCF qualifications, 96 of which are delivered by Open College Network West Midlands Region.

Table 1 of the appendix presents the number of available qualifications over the past five years, broken down by type.

Awarding organisations

This quarter, 164 recognised awarding organisations offered regulated qualifications, three fewer than in October – December 2013. In April January – March 2014, 159 of these awarding organisations issued certificates, two fewer than the same period in 2013. Those that did not issue certificates were OCN North East Region and Open University Awarding Body.

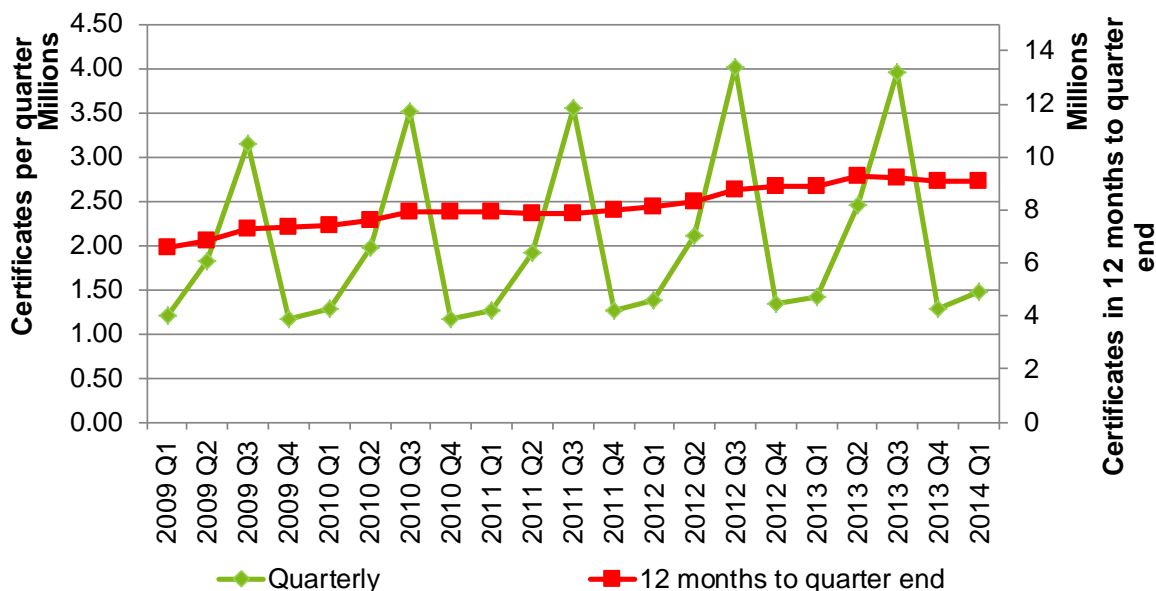
Certificates issued

This quarter saw an increase in the number of certificates awarded compared with the same quarter of 2013. There were just under 1.5 million certificates issued, representing an increase of 3 per cent on the same quarter of 2013 (just over 1.4 million certificates).

Figure 1 illustrates that, over time, there has been a gradual increase in the number of certificates awarded. During the five-year period, the overall number of certificates issued rose from 6.5 million in the 12 months to the end of March 2009 to over 9.1 million by the end of March 2014, an increase of 38 per cent.

The number of certificates issued in this quarter, and in the 12-month period to each quarter end, is presented in table 2 of the appendix.

Figure 1: Number of certificates issued, January - March 2009 (2009 Q1) to January - March 2014 (2014 Q1)



Certificates by country

Awarding organisations provide us with a breakdown of the number of certificates they issue in England, Wales and Northern Ireland, and have done so since April 2011.

This quarter, 90 per cent of all certificates issued were in England, 8 per cent were in Wales and 2 per cent were in Northern Ireland. This distribution is consistent with previous quarters (see figure 2).

Figure 2: Number of certificates issued in the quarter and in the 12 months to March 2014 by geographical area (with % change on previous period)

Country	Proportion of total	January - March 2014	% change on same qtr 2013	12 months to March 2014	% change in 12 months
England	90	1,319,650	2	8,243,200	2
Wales	8	116,150	24	660,450	13
Northern Ireland	2	31,550	7	209,150	6
Total number of certificates issued	100	1,467,300	3	9,112,800	2

In Wales, there was a 24 per cent increase in the number of certificates issued this quarter and a 13 per cent increase when comparing the 12-month period to the end of March 2014 with the same period in 2013. This is explained in part by a growth in the number of awards of emergency first aid qualifications.

In Northern Ireland, the trend for this quarter shows a 7 per cent increase in the number of certificates issued. This is seen mostly for Level 2 key skills qualifications in preparation for life and work. Over the last 12 months, Northern Ireland has seen an increase of 6 per cent in the number of certificates issued in Level 2 other general qualifications in preparation for life and work.

Certificates by type of qualification

Figure 3 presents the number of certificates issued in this quarter and during the 12 months to the end of March 2014. Table 3 of the appendix presents the number of certificates issued in each quarter since 2007/8 by type of qualification.

Figure 3: Number of certificates issued in this quarter and in the 12 months to March 2014 (with % change on previous period)

Qualification type	October - December 2013	% change on same qtr 2012	12 months to December 2013	% change in 12 months
Basic skills	1,000	-96	47,450	-86
ESOL	74,600	27	299,750	15
Entry level	5,400	7	104,400	-8
Free-standing mathematics qualification	500	-9	23,100	0
Functional skills	194,500	42	984,700	36
Higher level	900	-56	6,050	-54
Key skills	21,150	-82	350,750	-46
NVQ	1,900	-72	15,200	-77
Occupational qualification	0	-100	250	-87
Other general qualification	81,700	28	669,300	23
QCF	1,072,750	9	6,281,950	11
Vocationally related qualification	12,950	-43	329,900	-36
Total number of certificates	1,467,300	3	9,112,800	2

Key: ESOL: English for speakers of other languages; NVQ: National vocational qualification; QCF: Qualifications and credit framework.

Figure 3 shows that the number of certificates issued for QCF qualifications represents the largest proportion of certificates issued this quarter (1 million certificates out of 1.5 million, or 73 per cent). Since the QCF was introduced in 2010, the number of certificates issued for these qualifications has grown significantly. This quarter, the number of certificates awarded for QCF qualifications increased by 9 per cent compared with the same quarter of 2013.

There has also been a large increase in the number of certificates awarded for functional skills and other general qualifications this quarter. The increases in functional skills qualifications were at Level 1 and Level 2, awarded by Pearson Education Ltd and City and Guilds of London Institute. Level 1 and Level 2 functional skills qualifications are available in English, Mathematics and Information and Communication Technology and are required within apprenticeship frameworks. Therefore the increase may be a result of these requirements.² The increase in other general qualifications was mainly in Cambridge International Level 1/Level 2 Certificate in First Language English (from none in January – March 2013 to 24,650 this quarter). This qualification counts as an English language qualification in school performance tables and is more commonly known as IGCSE.

Finally, the number of certificates awarded for ESOL qualifications increased compared with the same quarter of 2013. This is partly due to the increase in awards in Entry level 3, particularly in ESOL International – Speaking and Listening and Skills for Life (Speaking and Listening). Since 28th October 2013, non-English speaking applicants for settlement and citizenship in Britain must complete an approved English qualifications including ESOL qualifications at Entry level 3 and above³.

Certificates by awarding organisation

This quarter, 143 awarding organisations issued certificates. This represents 87 per cent of the awarding organisations with available qualifications.

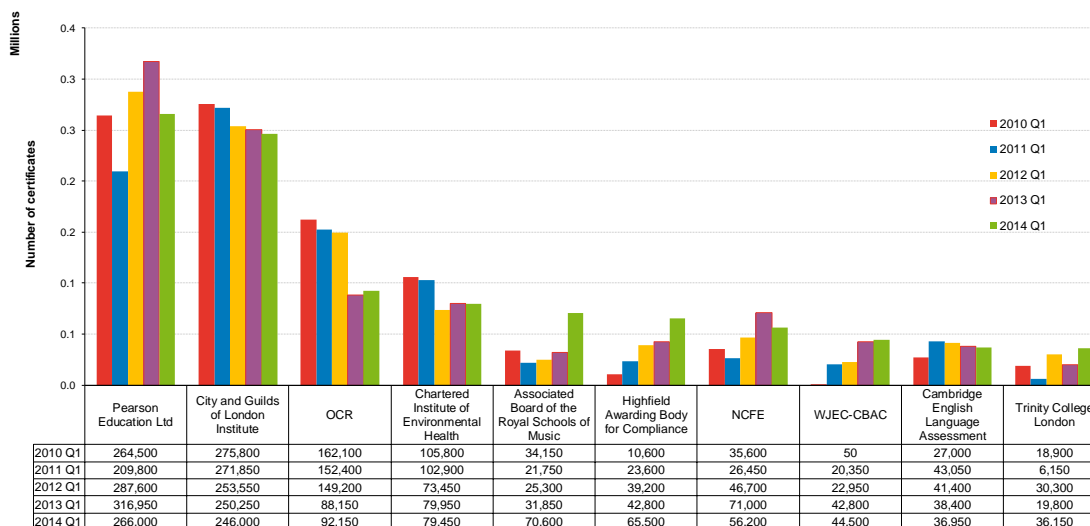
Figure 4, below, shows the ten awarding organisations that issued the most certificates in January – March 2014, with figures for the same quarters from the previous four years. The certificates issued by these ten awarding organisations

² The *Specification of Apprenticeship Standards for England (SASE)* (2013) sets out the minimum requirements to be included in a recognised apprenticeship framework and is available at: www.gov.uk/government/uploads/system/uploads/attachment_data/file/137960/bis-13-686-specification-of-apprenticeship-standards-for-england-sase.pdf (accessed 3rd June 2014).

³ Home Office (2013) Knowledge of language and life in the UK for settlement and naturalisation. Available at: www.gov.uk/government/uploads/system/uploads/attachment_data/file/182545/statement-of-intent-koll.pdf (accessed 3rd June 2014).

combined represent 68 per cent of all awards during this quarter (just under 1 million certificates in total).

Figure 4: The ten awarding organisations that awarded the most certificates in the quarter January - March, 2010-2014



Note: Pearson Education Ltd includes awards from Edexcel and Education Development International (EDI) for all years presented

This quarter, 76 awarding organisations issued fewer certificates than they did in the same quarter of 2013. Figure 4 shows that five of the ten awarding organisations issuing the most certificates issued fewer in January – March 2014 than in the same quarter of 2013.

The 50 organisations that awarded the highest numbers of qualifications this quarter are shown in table 4 of the appendix. The majority of the growth, contributing to the overall growth in the number of certificates awarded this quarter, can be attributed to certificates awarded by Cambridge International Examinations with an increase of over 24,000 compared to the same quarter in 2013 (an increase of more than 2,000 per cent). This growth is mainly in numbers of other general qualifications awarded at Level 1/Level 2. The second biggest growth in terms of percentage increase was seen in the numbers of certificates awarded by Quallsafe Awards, mostly for Level 2 qualifications but also for Level 3.

Key statistics from the awarding organisations:

- Pearson Education Ltd (previously awarding qualifications as Edexcel and EDI) maintained the largest share of numbers of certificates issued. The number of certificates awarded in the January – March quarter had been increasing from 2011 to 2013. However, this quarter there was a decline of 16 per cent (from 316,950 in January – March 2013 to 266,000). This decline is seen in all types of qualifications except ESOL (15 per cent increase), entry level (278 per cent increase) and functional skills qualifications (65 per cent).
- In previous publications, there has been a decrease in the number of certificates awarded by OCR, which can also be seen in figure 4. However, this quarter there was an increase of 5 per cent. The biggest increase can be attributed to numbers of certificates awarded for entry level qualifications in preparation for life and work (an increase of 13,650, almost 100 per cent from same quarter in 2013). Qualifications include Entry Level Award in Employability Skills, Entry Level Cambridge Award in Mathematics and Entry Level Cambridge Award in English.
- The number of certificates awarded by Associated Board of the Royal School of Music has increased greatly. All qualifications from this organisation are QCF qualifications, with the most growth seen in Award in Graded Examination in Music Performance qualifications at Level 1 (Grade 1 and Grade 2). The Grade 1 qualification appears in the list of the ten qualifications with the most awards (figure 5, below).
- From 2011, the number of certificates awarded by NCFE has been increasing but we see a decline this quarter of 21 per cent. The majority of the decline is due to the number of preparation for life and work qualifications awarded at all levels (from 35,950 in January – March 2013 to 20,150 this quarter).

Certificates by qualification

This quarter, 7,563 qualifications had certificates issued, representing 27 per cent of all available qualifications. This is lower than in the previous quarter when it was around 50 per cent. The 50 qualifications with the most certificates awarded in January – March 2014 are listed in table 5 of the appendix.

The ten qualifications with the largest number of certificates issued in the 12 months to the end of March 2014 are shown in figure 5.

Figure 5: The ten qualifications with the highest number of certificates in the 12 months to the end of March 2014 (figures for the 12 months to the end of March 2013 shown for comparison)

Qualification	Number of certificates		% change
	12 months to the end of March 2013	12 months to the end of March 2014	
CIEH Level 2 Award in Food Safety in Catering (QCF)	179,600	162,850	-9
OCR Level 2 National First Award in ICT	143,850	135,950	-5
Pearson BTEC Level 2 Extended Certificate in Applied Science (QCF)	74,650	91,100	22
Cambridge International Level 1/Level 2 Certificate in First Language English	5,650	75,800	200*
Pearson Edexcel Functional Skills qualification in Mathematics at Level 1	51,850	63,450	22
City & Guilds Functional Skills qualification in English at Level 1	31,800	63,200	99
City & Guilds Functional Skills qualification in Mathematics at Level 1	39,000	62,150	59
Pearson BTEC Level 2 Extended Certificate in Sport (QCF)	52,400	57,000	9
ABRSM Level 1 Award in Graded Examination in Music Performance (Grade 1) (QCF)	70,950	56,650	-20
Cambridge English Level 1 Certificate in English (IELTS 5.5-6.5) (ESOL)	49,850	55,600	12

* increase is greater than 200%

The qualification with the most certificates issued was the Chartered Institute of Environmental Health Level 2 Award in Food Safety in Catering (QCF), with 162,850 certificates issued during the 12 months to the end of March 2014. Since quarter 4 of 2011, this qualification has consistently had the highest number of certificates awarded. However, as from April – June 2013, there has been a fall each quarter in the number of students completing this qualification.

Three of the ten qualifications with the most certificates issued during the 12 months to the end of December 2013 were Level 1 functional skills qualifications, all of which saw growth.

Two Pearson Education Ltd qualifications, both at BTEC Level 2, continued to see large increases in the number of certificates issued. The number of certificates issued increased by 22 per cent to 91,100 for the BTEC Level 2 Extended Certificate in Applied Science and by 9 per cent to 57,000 for the BTEC Level 2 Extended Certificate in Sport. These qualifications are predominantly taken in schools in

England and are reported on by the Department for Education in its *Statistical First Release: GCSE and Equivalent Results in England 2012/13*.⁴ Table 6 of the appendix presents the number of certificates awarded in vocational qualifications by qualification level.

Certificates by sector subject area of qualification

Regulated qualifications are allocated to one of 15 sector subject areas (see our *Statistical Publications Glossary*⁵ for further details). This section presents figures on the number of certificates issued this quarter and during the 12 months to the end of March 2014, by the sector subject area of the qualification.

Table 7 of the appendix presents the number of certificates awarded in vocational qualifications by sector subject area, and table 8 gives a breakdown of the number of certificates issued with a more detailed breakdown of the sector subject areas.

Figure 6, below, shows the number of certificates issued in each sector subject area in January – March 2014 and during the 12 months to the end of March 2014. The sectors are ordered by size, in terms of the number of certificates issued, with the largest sector subject area first.

The greatest number of certificates was issued in the sector subject area of preparation for life and work (462,700 certificates, representing 32 per cent of the total issued this quarter and 31 per cent of those issued in the 12 months to the end of March 2014). This quarter, there was an 8 per cent decrease in the number of certificates awarded. This decrease is mainly due to fewer students completing key skills and basic skills qualifications.

Only three sector subject areas saw an increase in the number of certificates awarded this quarter compared with the same quarter of 2013: languages, literature and culture; health, public services and care; and arts, media and publishing.

⁴ Department for Education (2013) *Statistical First Release: GCSE and Equivalent Results in England 2012/13*. Available at: www.gov.uk/government/uploads/system/uploads/attachment_data/file/251184/SFR40_2013_FINALv2.pdf (accessed 3rd June 2014).

⁵ www.ofqual.gov.uk/files/2010-11-26-statistics-glossary.pdf

Figure 6: Number of certificates by sector subject area of qualification in the quarter (January - March 2014) and in the 12 months to the end of March 2014

Sector subject area	Number of certificates			
	January - March 2014	% change for quarter	12 months to the end of March 2014	% change for 12 months
Preparation for life and work	462,700	-8	2,858,150	-3
Health, public services and care	259,350	38	1,142,450	29
Arts, media and publishing	153,150	34	883,250	-1
Retail and commercial enterprise	140,300	-5	732,250	-4
Business, administration, finance and law	123,400	-2	686,050	3
Engineering and manufacturing technologies	73,650	-6	427,000	0
Languages, literature and culture	67,150	51	463,950	25
Leisure, travel and tourism	59,650	-4	535,100	-1
Information and communication technology	54,150	-27	605,200	-9
Construction, planning and the built environment	33,350	-7	234,400	-4
Education and training	20,000	-2	106,250	8
Agriculture, horticulture and animal care	17,900	-16	115,450	-2
Science and mathematics	2,400	-70	277,600	20
Social sciences	100	-33	4,550	11
History, philosophy and theology	100	-33	41,150	-11
Total number of certificates	1,467,300	3	9,112,800	2

The biggest increase was in languages, literature and culture, with an increase of 22,600 certificates issued. The number of certificates issued in qualifications within this sector decreased over the period 2012–13, but had a large increase mainly in this quarter. The biggest increase was in Level 1/Level 2 certificate in first language English and ESOL qualifications.

The 38 per cent increase in the health, public services and care sector subject area is mainly due to an increase in first aid at work qualifications. This large increase is due to the recent requirement by the Health and Safety Executive for individuals to complete an accredited qualification as one of the ways to comply with the *Health and Safety (First-Aid) Regulations 1981*.

There was an increase in the number of students completing Graded Examination in Music Performance qualifications, which reflects the overall increase of 34 per cent of certificates in the arts, media and publishing sector subject area.

The biggest decline this quarter was seen in the science and mathematics sector subject area. The majority of this decline is due to the decrease in certificates awarded for other general Level 1/Level 2 qualifications (from 5,300 in January – March 2013 to 750 this quarter). However, in the 12 months to quarter end, the number of certificates awarded for these qualifications has increased.

The information and communication technology sector subject area has seen a decrease in the number of certificates awarded in this quarter compared with the previous year. The biggest declines in the number of certificates awarded was seen by Pearson Education Ltd (from 13,300 in January – March 2013 to 4,750 this quarter), Ascentis (from 6,600 to 1,100) and OCR (from 22,050 to 18,200 this quarter).

The trend over time, looking at the number of certificates issued in each of the sector subject areas in the 12-month periods to the end of December between 2009 and 2013, is presented in table 9 of the appendix.

Certificates issued in England, Wales and Northern Ireland

As seen in figure 2, the overall number of certificates awarded in England, Wales and Northern Ireland has increased for the quarter and the 12-month period to March 2014.

Figure 7, below, shows the number of certificates issued in each of the three countries and across all the countries combined for the 12 months to the end of March 2014. Table 10 of the appendix shows the same details broken down by the sector subject area of the qualifications.

We know that the number of certificates issued for QCF qualifications represents the largest proportion of the total number of certificates issued in England, Wales and Northern Ireland combined. From figure 7 we can see that QCF qualifications also dominate in England (71 per cent), Wales (45 per cent) and Northern Ireland (68 per cent), and that these figures have increased on the same period in 2013.

Similarly, the number of certificates issued for functional skills qualifications also increased in the 12 months to the end of March 2014 compared with the same period in 2013, with the greatest increase happening in Wales.

The number of certificates issued for other general qualifications for the 12 months to the end of March 2014 represents 34 per cent of the total in Wales, 21 per cent of the total in Northern Ireland, and less than 5 per cent in England. However, the figures are rising for this category of qualification in each country. The majority of these qualifications in Wales and Northern Ireland are in essential skills.

The number of ESOL certificates issued increased by 16 per cent in England compared with the same period in 2013, but decreased by 1 per cent in Wales and by 5 per cent in Northern Ireland.

Tables 11 to 13 of the appendix present the 50 organisations that awarded the most qualifications in England, Wales and Northern Ireland in April 2013 – March 2014.

Figure 7: Number of certificates in the 12 months to the end of March 2014, by country and type of qualification

Qualification type	England		12 month % change		Wales		12 month % change		Northern Ireland		12 month % change	
	Number	% of total	Number	% of total	Number	% of total	Number	% of total	Number	% of total	Number	% of total
Basic skills	47,100	0.6	-86	0.0	100	0.0	-91	0.0	300	0.1	-93	0.0
English for speakers of other languages	293,650	3.6	16	0.0	4,100	0.6	1	0.0	2,000	1.0	-5	0.0
Entry Level	78,150	0.9	-11	0.0	17,650	2.7	-7	0.0	8,550	4.1	36	0.0
Free-standing mathematics qualification	23,050	0.3	1	0.0	50	0.0	-43	0.0	0	0.0	-100	0.0
Functional skills	978,150	11.9	36	0.0	6,400	1.0	404	0.0	150	0.1	57	0.0
Higher level	5,650	0.1	-52	0.0	150	0.0	-34	0.0	300	0.1	-77	0.0
Key skills	248,950	3.0	-53	0.0	96,250	14.6	7	0.0	5,600	2.7	-78	0.0
NVQ	13,300	0.2	-76	0.0	1,250	0.2	-81	0.0	650	0.3	-73	0.0
Occupational qualification	250	0.0	-86	0.0	0	0.0	-93	0.0	0	0.0	-63	0.0
Other general qualification	402,050	4.9	23	0.0	222,650	33.7	13	0.0	44,650	21.3	154	0.0
QCF	5,842,450	70.9	11	0.0	296,800	44.9	22	0.0	142,700	68.2	8	0.0
Vocationally related qualification	310,550	3.8	-36	0.0	15,100	2.3	-24	0.0	4,200	2.0	-36	0.0
Total number of certificates awarded	8,243,200	100.0	2	0.0	660,450	100.0	13	0.0	209,150	100.0	6	0.0

Notes:

All figures are rounded to the nearest 50, values less than 25 will appear as zero. Figures have been rounded independently so may not sum to the total.

Background notes

In this release, we present data on available regulated qualifications (except GCSEs and A levels) and the number of certificates issued for these qualifications. The data cover England, Wales and Northern Ireland, and the figures represent both the quarter January – March 2014 and the 12-month period to the end of March 2014.

Data source

Information on qualifications is taken from our Register of Regulated Qualifications. The Register is used by awarding organisations to submit qualifications for accreditation and maintain details of these qualifications. We use the Register for regulatory activity. Data on available qualifications, covering title, type, awarding organisation, sector subject area and level are taken from the Register and awarding bodies send Ofqual the associated certificates awarded.

Each quarter, all recognised awarding organisations submit data to us about the number of certificates they have awarded in England, Wales and Northern Ireland, regardless of the age of the student and the type of school or college. Certificates are counted in the quarter when the qualification was awarded. This release shows the number of awards broken down by awarding organisation, sector subject area, type of qualification, level of qualification and country.

Limitations of data

Data are collected at the earliest point available, which is the first day of the next reporting period. This reduces the time between the activity and reporting on the activity.

We cannot guarantee that the number of certificates sent to us is correct, although we expect awarding organisations to send us the correct data. We do send summary data to awarding organisations for checking and confirmation. The figures reported in this release are reflective of the certificates issued by awarding organisations at the time of data collection.

We carry out quality assurance procedures to ensure the accuracy of the data and challenge or question it, where necessary. We may also defer publication if the statistics are not considered fit for purpose.

Comparisons in this release are only made with data from the same quarter of the previous year and the 12-month period up to the end of the same quarter of the previous year. This is because of seasonal changes in the number of certificates issued over the year.

At the point of accreditation, regulated qualifications are classified as one of 18 qualification types (including GCSEs and A levels). We recognise that the classification system is not ideal, as very similar qualifications may appear under different qualification types, for example NVQs and the QCF. This release presents figures on 12 of these qualification types: Basic skills, ESOL, entry level, free-standing mathematics qualifications, functional skills, higher level, key skills, NVQs, occupational qualifications, other general qualifications, QCF and vocationally related qualifications.

Geographical coverage

In this release, we present data on certificates issued for all regulated qualifications (excluding GCSEs, AS and A levels and the Diploma⁶) in England, Wales and Northern Ireland during the January – March 2014 quarter.

Statistics for Scotland are on the Scottish Qualifications Authority website.⁷

In 2011, we started to collect data for England, Wales and Northern Ireland individually. This release includes data about certificates awarded by country.

Revisions

Once published, data on the number of certificates issued for any qualification are not usually subject to revision, although subsequent releases may be revised to insert late data or correct an error. Qualifications may also be re-categorised to a different type, level, sector subject area or awarding organisation. In some cases, data may be amended to reflect the new categorisation.

The awarding organisations Edexcel and EDI merged to form Pearson Education Ltd, so qualifications by EDI no longer appear separately.

In this release, figures from four awarding organisations have been revised: City and Guilds of London Institute, affecting October – December 2010, July – September 2011 and January 2012 – December 2013 (a decrease of 350 certifications over the period); The BPEC Certification Ltd affecting January – September 2013 (an increase of 150 certifications); and ABC Awards and Associated Board of the Royal School of Music, affecting October – December 2013 (increase of 4,700 and decrease of 52,250 certifications).

⁶ Data for GCSEs, AS and A levels can be found on the Joint Council for Qualifications website: www.jcq.org.uk/examination-results or www.ofqual.gov.uk/standards/statistics/raw-data.

⁷ The Scottish Qualifications Authority is the national accreditation and awarding organisation in Scotland. Its website is available at: www.sqa.org.uk/sqa/42397.html (accessed 3rd June 2014).

Completeness of the data

Awarding organisations send us data each quarter. We contact any awarding organisation that does not return a complete set of data within the collection period, to make sure the data are as complete as possible. For this quarter, we received data from all the awarding organisations that were in a position to award qualifications.

Confidentiality

To ensure confidentiality of the published accompanying data, the number of certificates awarded has been rounded to the nearest five. If the value is less than five, it is represented as 0~ and 0 represents zero achievements.

Rounding

Figures in the commentary and tables for the number of certificates issued are rounded to the nearest 50 for ease of use. As a result of rounded figures, the percentages shown in any pie charts may not necessarily add up to 100. The numbers of qualifications have been left as exact figures.

Users of these statistics

These statistics are of particular interest to recognised awarding organisations and the Department for Business, Innovation & Skills to include in their statistical first releases. Awarding organisations use these statistics for product development and business development strategies, and to gain insight into market share. Other users include the Royal Society of Public Health (which compares certifications with its qualifications), the Institute of the Motor Industry, sector skills councils, teachers, examiners, academics, researchers, members of the public, other government departments in Wales and other interested parties and individuals.

Related statistics and publications

This release is one of a set of two publications that present quarterly statistics on certificates issued for regulated qualifications. The other release is called *Higher Level Qualifications Quarterly*,⁸ which covers all regulated qualifications at Level 4 and above. There will be some overlap between the figures in this release and those in the *Higher Level Qualifications Quarterly* release.

A number of other statistical releases and publications relate to this one, including:

⁸ www.ofqual.gov.uk/standards/150/412

- The *Quarterly Statistics Report*,⁹ published by the Scottish Qualifications Authority, covers registration and certifications for qualifications taken in Scotland. This can be compared against certificates issued in England, Wales and Northern Ireland.
- The *Statistical First Release: GCSE and Equivalent Results in England 2012/13*,¹⁰ published by the Department for Education, covers students' achievements in GCSEs and equivalent regulated qualifications in schools at the end of Key Stage 4. The *Statistical First Release: A Level and Other Level 3 Results in England, Academic Year 2012 TO 2013 (Revised)*¹¹ covers achievements for 16- to 18-year-old students at schools and colleges in all Level 3 qualifications. These releases can be used to add context to the trends seen in Level 2 and Level 3 GCE and GCSE equivalent qualifications.
- The quarterly *Statistical First Release*,¹² published by the Department for Business, Innovation & Skills, reports on apprenticeship volumes that cover statistics on adult (19+) government-funded participation, achievement and success rates for further education, and apprenticeships participation and achievements for all ages (16+) in England. It also shows figures on certificates issued for vocational qualifications in the UK, as collected by us and through the National Vocational Qualifications Database.

Useful information

The data behind these statistics are available on our website.¹³ There you will also find a detailed guidance document and further information on data collection.

⁹ Scottish Qualifications Authority. Available at: www.sqa.org.uk/sqa/42397.html (accessed 3rd June 2014).

¹⁰ Department for Education (2014) Statistical First Release: GCSE and Equivalent Results in England 2012/13 (Revised). Available at: www.gov.uk/government/uploads/system/uploads/attachment_data/file/274497/SFR01_2014_FINAL.pdf (accessed 3rd June 2014).

¹¹ Department for Education (2014) Statistical First Release: A Level and Other Level 3 Results in England, Academic Year 2012 to 2013 (Revised). Available at: www.gov.uk/government/uploads/system/uploads/attachment_data/file/285082/SFR02_January_2014_FINAL_REVISIED.pdf (accessed 3rd June 2014)

¹² Skills Funding Agency and Department for Business Innovation & Skills (2014) Further Education & Skills: Learner Participation, Outcomes and Level of Highest Qualification Held. Available at: www.gov.uk/government/uploads/system/uploads/attachment_data/file/298321/learner-participation-outcomes-and-level-of-highest-qualification-release-march14.pdf (accessed 3rd June 2014).

¹³ www.ofqual.gov.uk/standards/statistics/vocational-data

A glossary of terms is available in the next section to help you interpret this release.

You can find our publication schedule for the next releases on our website.¹⁴ Our *Statistical Publications Glossary* provides further details on sector subject area classifications and qualification types and levels, and is available on our website.¹⁵

The Register gives information on regulated qualifications and recognised awarding organisations in England, Wales and Northern Ireland.¹⁶

User feedback

We have recently asked our user group for feedback on this publication. Here is a summary of the improvements suggested broken down by those that have already been put into place, those we are currently investigating and those that we will not be able to accommodate.

We have already put in place a number of suggestions:

- Round the raw data to the nearest 5.
- Keep the breakdown by type of qualifications – users found it useful.
- Provide more analyses outside the ten awarding organisations with the most certificates.
- Provide more analyses on the major growth areas.
- Present the number of certificates awarded by second-tier sector subject area.

We are currently investigating the following suggestions:

- Present the number of certificates by the size of qualifications (award, certificate, diplomas).
- Present the number of registrations as well as certificates.
- Present the breakdown of key awarding organisations in each sector based on the number of certificates.

¹⁴ www.ofqual.gov.uk/standards/statistics

¹⁵ www.ofqual.gov.uk/files/2010-11-26-statistics-glossary.pdf

¹⁶ register.ofqual.gov.uk

- List the qualifications with the strongest growth.

We will be unable to implement the following suggestions:

- Present data on graded qualifications – a large part of the market would be excluded.
- Present data on the progression between award, certificate and diploma – we do not hold data at candidate level.
- Present shared unit data – we do not hold that level of information.
- Present data broken down by regions within the UK – we do not hold the appropriate data.

Glossary of terms

A levels – also known as General Certificates of Education, are available as advanced level qualifications (A levels) and advanced subsidiary (AS). They are the main qualifications that young people use to gain entry to university.

Accreditation – a process that reviews and confirms certification to specific criteria and standards.

Accredited qualification – a qualification that has met the relevant criteria as set by the regulators of qualifications in England, Wales and Northern Ireland. Once approved for accreditation, a qualification will be awarded with a Qualification Accreditation Number, and specific dates set for the period for which the qualification will be accredited.

Active qualification – a qualification where a certificate has been awarded.

Available qualification – a qualification eligible for an award or a qualification that has made an award even if it is no longer eligible (no longer available for students to enrol on). For the purpose of this release, a qualification is available until the certification end date or if an award has been certified during the reporting period.

Awarding organisation – an organisation recognised to develop, deliver and award descriptions of qualifications.

Certificate/certification – a formal acknowledgement of a student's achievement. This will be any award that is not graded as U, absent or X (fail).

Certification end date – the last date on which a student may be issued with a certificate of achievement for the qualification.

GCSEs – General Certificates of Secondary Education are the main school-leaving qualification in England. They are available in a range of subjects and can be studied alongside other qualifications. They are generally sat by 15 to 18 year olds in schools and colleges but are open to anyone who wants to gain a qualification.

Level – qualifications are assigned a level from entry level, then Level 1 through to Level 8 (equivalent to a doctorate).

National vocational qualifications (NVQs) – work-related, competence-based qualifications that cover a broad range of industry sectors and occupations, and are delivered in a workplace setting.

Other general qualifications – qualifications that assess a particular subject area, such as music or art, other than GCSEs, AS and A levels. These qualifications are

not directly work-related but may support career development. They are often structured against graded exams. The category also includes qualifications at Level 1/Level 2, also known as IGCSEs.

Qualifications and Credit Framework (QCF) – provides students, learning providers and employers with an inclusive and flexible regulated qualifications framework, containing units and qualifications that recognise the widest possible range of quality-assured student certificates. There are three sizes: award (1 to 12 credits), certificate (13 to 36 credits) and diploma (37 or more credits).

Quarter – refers to calendar quarters. Quarter 1 (Q1) refers to January – March, quarter 2 (Q2) to April – June, quarter 3 (Q3) to July – September, and quarter 4 (Q4) to October – December.

Recognition – the formal process, which we operate, whereby applicants who wish to offer regulated qualifications can demonstrate that they meet the recognition criteria¹⁷. It is a robust gateway into the regulated marketplace. Only applicants who meet the criteria in full will be recognised.

Register – the Register of Regulated Qualifications contains details of recognised awarding organisations and regulated qualifications.

Regulated qualifications – when a qualification is accredited (see definition above), it is then said to be regulated.

Vocationally related qualifications – work-related, competence-based qualifications designed to give students the skills and knowledge they need to do a job. They are related to employment but, unlike NVQs, do not necessarily require a work placement.

¹⁷ www.ofqual.gov.uk/documents/criteria-for-recognition

Your feedback

We are conducting a rolling series of online surveys to help our statistical releases meet your needs.

We would especially like to invite you to take part in the online survey¹⁸ for this release. It will take about ten minutes to complete. Your responses will remain entirely confidential in any reports we publish about the survey.

If you would like to take part in the survey, have any questions or would prefer a paper or large-type copy, please contact us at: statistics@ofqual.gov.uk.

¹⁸ www.ofqual.gov.uk/documents/criteria-for-recognition

Appendix

Table 1	Number of regulated vocational and other qualifications, from 2008/9 to January – March 2014
Table 2	Total number of certificates issued in vocational and other qualifications, from January – March 2009 to January – March 2014, showing certificates issued per quarter and per 12 months to quarter end
Table 3	Number of certificates issued for regulated vocational and other qualifications by type of qualification, from 2008/9 to January – March 2014
Table 4	The 50 awarding organisations that issued the highest number of certificates in vocational and other qualifications for the quarter January – March 2014 (January – March 2013 shown for comparison)
Table 5	The 50 qualifications with the most certificates issued in vocational and other qualifications for the quarter January – March 2014 (January – March 2013 shown for comparison)
Table 6	Total number of certificates issued in vocational and other qualifications by level of qualification, from 2008/9 to January – March 2014
Table 7	Total number of certificates issued in vocational and other qualifications by sector subject area, from 2008/9 to January – March 2014
Table 8	Total number of certificates issued in vocational and other qualifications by second-tier sector subject area, for the quarter January – March 2014 (January – March 2013 shown for comparison)
Table 9	Total number of certificates issued in vocational and other qualifications by sector subject area, for the 12 months to the end of March 2014
Table 10	Total number of certificates issued in vocational and other qualifications by country and sector subject area, for the 12 months to the end of March 2014

Table 11	England – the 50 awarding organisations with the highest number of certificates issued in vocational and other qualifications for April 2013 – March 2014
Table 12	Wales – the 50 awarding organisations with the highest number of certificates issued in vocational and other qualifications for April 2013 – March 2014
Table 13	Northern Ireland – the 50 awarding organisations with the highest number of certificates issued in vocational and other qualifications for April 2013 – March 2014

Table 1: Number of regulated vocational and other qualifications, from 2008/9 to January – March 2014

Table 1: Number of regulated vocational and other qualifications, from 2008-09 to January - March 2014
England, Wales & Northern Ireland

Period	Basic skills	English for speakers of other languages	Entry level	Free-standing mathematics qualification	Functional skills	Higher level	Key skills	National vocational qualification	Occupational qualification	Other general qualification	QCF	Vocationally related qualification	Total number of qualifications
08-09	84	174	301	22	98	545	319	1,937	100	658	2,336	2,921	9,495
09-10	83	184	340	22	219	577	352	1,767	95	738	6,047	2,775	13,199
10-11	88	186	367	22	230	554	377	1,606	94	759	9,568	2,393	16,244
11-12	88	187	342	20	205	491	377	1,446	87	803	12,778	2,167	18,991
12-13	80	193	303	14	235	421	368	1,162	85	817	16,794	1,711	22,183
13-14	32	191	279	7	238	355	191	651	68	774	17,086	1,034	20,906
Jan-Mar 2009	84	157	297	13	89	510	319	1,754	98	639	1,286	2,859	8,105
Apr-Jun 2009	84	159	298	22	89	500	319	1,778	100	631	1,442	2,843	8,265
Jul-Sep 2009	84	159	299	22	98	505	319	1,622	94	651	1,812	2,608	8,273
Oct-Dec 2009	83	159	288	22	92	526	170	1,687	91	153	2,545	2,731	8,547
Jan-Mar 2010	83	161	311	22	92	545	187	1,668	90	727	3,320	2,671	9,877
Apr-Jun 2010	83	163	303	22	180	534	342	1,657	90	600	3,490	2,666	10,130
Jul-Sep 2010	83	181	326	22	219	540	351	1,636	90	726	5,960	2,620	12,754
Oct-Dec 2010	83	170	325	22	171	552	356	1,604	94	722	6,659	2,388	13,146
Jan-Mar 2011	77	185	330	22	177	540	356	1,525	90	718	7,523	2,314	13,853
Apr-Jun 2011	84	185	339	22	185	529	355	1,530	90	712	8,544	2,296	14,871
Jul-Sep 2011	88	185	362	22	196	504	377	1,518	94	751	9,496	2,270	15,863
Oct-Dec 2011	88	176	334	20	202	484	377	1,432	87	724	10,337	2,113	16,374
Jan-Mar 2012	88	183	321	20	202	446	377	1,355	86	696	11,069	2,010	16,853
Apr-Jun 2012	88	186	315	20	201	423	368	1,305	86	678	11,690	1,971	17,331
Jul-Sep 2012	88	187	319	20	200	419	368	1,285	86	748	12,629	1,972	18,321
Oct-Dec 2012	80	185	297	14	184	414	368	1,149	85	758	13,326	1,668	18,528
Jan-Mar 2013	80	191	292	14	193	411	368	939	77	744	14,204	1,408	18,921
Apr-Jun 2013	80	191	292	14	222	408	359	842	77	737	14,984	1,289	19,495
Jul-Sep 2013	80	192	296	14	232	405	359	788	71	785	16,356	1,271	20,849
Oct - Dec 2013	32	191	279	7	238	355	191	652	68	774	17,084	1,035	20,906
Jan-Mar 2013	22	193	274	7	237	221	165	391	20	740	17,408	581	20,259

Notes:

1. Vocational and other qualifications represent all regulated qualifications other than GCSEs, GCEs and the Diploma
2. Data are supplied by awarding organisations
3. Annual data are for academic years, that is October to September

Table 2: Total number of certificates issued in vocational and other qualifications, from January – March 2009 to January – March 2014, showing certificates issued per quarter and per 12 months to quarter end

England, Wales and Northern Ireland		
Period	Total number of certificates issued	
	Quarter	12 months to quarter end
Jan-Mar 2009	1,214,500	6,591,550
Apr-Jun 2009	1,829,950	6,837,100
Jul-Sep 2009	3,140,800	7,262,150
Oct-Dec 2009	1,175,300	7,360,550
Jan-Mar 2010	1,284,950	7,431,050
Apr-Jun 2010	1,979,300	7,580,350
Jul-Sep 2010	3,515,750	7,955,300
Oct-Dec 2010	1,169,300	7,949,300
Jan-Mar 2011	1,266,650	7,931,000
Apr-Jun 2011	1,911,100	7,862,800
Jul-Sep 2011	3,548,000	7,895,050
Oct-Dec 2011	1,271,400	7,997,150
Jan-Mar 2012	1,384,550	8,115,050
Apr-Jun 2012	2,116,500	8,320,450
Jul-Sep 2012	4,013,150	8,785,600
Oct-Dec 2012	1,345,250	8,859,450
Jan-Mar 2013	1,421,700	8,896,600
Apr-Jun 2013	2,463,950	9,244,100
Jul-Sep 2013	3,953,800	9,184,700
Oct-Dec 2013	1,227,700	9,067,200
Jan-Mar 2014	1,467,300	9,112,800

Source: Regulated Qualifications Activity Database

Notes:

1. Vocational and other qualifications represent all regulated qualifications other than GCSEs, GCEs and the Diploma
2. Data are supplied by awarding organisations

Rounding: All figures are rounded to the nearest 50, values less than 25 will appear as zero-. Zero represent no achievements

Table 3: Number of certificates issued for regulated vocational and other qualifications by type of qualification, from 2008/9 to January – March 2014

England, Wales & Northern Ireland

Period	Basic skills	English for speakers of other languages	Entry level	Free-standing mathematics qualification	Functional skills	Higher level	Key skills	NVQ	Occupational qualification	Other general qualification	QCF	Vocationally related qualification	Total number of certificates
08-09	869,250	273,150	308,100	19,600	122,400	44,650	897,550	922,850	26,450	951,100	220,300	2,606,700	7,262,150
09-10	829,850	332,500	239,350	23,750	242,250	46,600	885,250	978,950	23,200	969,100	777,200	2,607,300	7,955,300
10-11	611,550	273,950	160,100	25,500	566,550	30,300	618,400	587,750	17,500	767,600	2,836,200	1,399,650	7,895,050
11-12	512,950	275,900	114,750	22,950	664,700	16,850	659,200	128,850	4,600	525,750	5,283,350	575,850	8,785,600
12-13	101,750	287,650	102,550	23,150	864,600	7,600	545,600	28,750	550	638,500	6,235,900	348,150	9,184,700
13-14	47,450	299,750	104,400	23,100	984,700	6,050	350,750	15,200	250	669,300	6,281,950	329,900	9,112,800
Jan-Mar 2009	220,200	68,100	28,750	700	20,050	8,900	120,100	169,650	5,250	123,600	39,300	409,900	1,214,500
Apr-Jun 2009	276,500	78,700	43,350	0	8,350	4,600	247,100	216,450	6,350	170,750	62,000	715,850	1,829,950
Jul-Sep 2009	216,700	87,850	213,450	18,900	93,600	24,050	410,650	372,650	9,100	526,400	102,650	1,064,850	3,140,800
Oct-Dec 2009	169,850	44,900	16,600	0	2,400	7,900	81,900	212,050	5,950	133,900	85,100	414,750	1,175,300
Jan-Mar 2010	214,900	52,550	19,600	850	28,500	8,250	117,150	203,950	5,150	110,850	135,450	387,750	1,284,950
Apr-Jun 2010	247,900	115,350	30,300	0	23,050	6,850	218,300	213,450	5,650	189,350	203,000	726,100	1,979,300
Jul-Sep 2010	197,200	119,650	172,850	22,900	188,300	23,650	467,900	349,550	6,450	535,000	353,650	1,078,700	3,515,750
Oct-Dec 2010	126,650	42,750	4,650	0	13,300	6,800	120,500	179,600	6,200	108,250	274,800	285,750	1,169,300
Jan-Mar 2011	170,800	62,350	7,350	1,550	62,950	7,500	124,050	155,250	4,050	49,950	454,450	166,350	1,266,650
Apr-Jun 2011	175,300	53,750	22,500	0	156,050	3,900	130,600	128,600	3,600	128,800	722,300	385,750	1,911,100
Jul-Sep 2011	138,800	115,100	125,600	23,900	334,300	12,100	243,250	124,300	3,600	480,650	1,384,650	561,800	3,548,000
Oct-Dec 2011	99,650	52,250	3,450	0	70,600	4,000	108,300	51,000	2,000	17,050	807,250	55,850	1,271,400
Jan-Mar 2012	127,500	67,900	6,100	500	96,800	3,600	130,850	31,100	1,000	46,450	821,450	51,250	1,384,550
Apr-Jun 2012	151,200	61,250	14,450	0	192,050	2,500	180,800	22,600	700	70,000	1,225,900	195,050	2,116,500
Jul-Sep 2012	134,550	94,500	90,750	22,450	305,300	6,700	239,250	24,150	900	392,250	2,428,700	273,650	4,013,150
Oct-Dec 2012	33,450	45,750	3,100	0	87,250	2,000	107,900	11,750	250	16,400	1,016,250	21,100	1,345,250
Jan-Mar 2013	23,700	58,550	5,050	550	136,850	2,050	116,300	6,700	150	63,900	985,400	22,550	1,421,700
Apr-Jun 2013	23,800	74,750	16,700	500	256,500	1,350	137,050	5,150	100	76,700	1,728,700	142,600	2,463,950
Jul-Sep 2013	20,850	108,600	77,700	22,150	383,950	2,150	184,350	5,100	50	481,500	2,505,500	161,900	3,953,800
Oct-Dec 2013	1,850	41,800	4,600	0	149,700	1,650	8,250	3,000	50	29,400	974,950	12,400	1,227,700
Jan-Mar 2014	1,000	74,600	5,400	500	194,500	900	21,150	1,900	0~	81,700	1,072,750	12,950	1,467,300

Notes:

1. Vocational and other qualifications represent all regulated qualifications other than GCSEs, GCEs and the Diploma
2. Data are supplied by awarding organisations
3. Annual data are for academic years, that is October to September

Rounding: All figures are rounded to the nearest 50, values less than 25 will appear as zero~. Zero represent no achievements. Figures have been rounded independently so may not sum to the total

Table 4: The 50 awarding organisations that issued the highest number of certificates in vocational and other qualifications for the quarter January – March 2014 (January – March 2013 shown for comparison)

England, Wales & Northern Ireland	Total number of certificates issued (for the quarter)	
	Jan - Mar 2013	Jan - Mar 2014
Pearson Education Ltd	316,950	266,000
City and Guilds of London Institute	250,250	246,000
OCR	88,150	92,150
Chartered Institute of Environmental Health	79,950	79,450
Associated Board of the Royal Schools of Music	31,850	70,600
Highfield Awarding Body for Compliance	42,800	65,500
NCFE	71,000	56,200
WJEC-CBAC	42,800	44,500
Cambridge English Language Assessment	38,400	36,950
Trinity College London	19,800	36,150
Qualsafe Awards	7,900	34,400
Cambridge International Examinations	1,200	25,400
NOCN	48,750	24,750
First Aid Awards Ltd	9,650	20,300
BCS, The Chartered Institute for IT	22,600	19,650
Excellence, Achievement & Learning Limited	25,400	17,900
Imperial Society of Teachers of Dancing	14,650	15,250
BIAAB	14,050	14,000
Ascentis	20,300	12,450
1st4sport Qualifications	11,800	12,050
Royal Academy of Dance	8,950	11,650
Sports Leaders UK	10,200	11,050
Lifetime Awarding	5,600	10,650
Cskills Awards	12,850	10,250
Institute of Qualified Lifeguards	8,050	9,950
AoFA Qualifications	3,500	9,650
Council for Awards in Care, Health and Education	11,400	9,600
Skillsfirst Awards Ltd	10,700	8,950
Institute of Leadership & Management	9,450	8,950
AQA Education	10,500	8,650
LAMDA	9,900	8,650
Royal Society for Public Health	4,150	7,900
Active IQ	7,900	7,800
Award Scheme Development and Accreditation Network	12,850	6,200
Association of Accounting Technicians	5,200	6,200
Rock School Ltd	6,650	6,150
IMI Awards Ltd	7,700	6,100
British Safety Council	7,450	5,750
International Dance Teachers Association	5,950	5,400
apt awards	2,750	4,950
EMD (Qualifications) Ltd	5,600	4,500
Central YMCA Qualifications	6,150	4,500
Safety Training Awards	2,350	4,300
VTCT	7,100	4,300
Industry Qualifications	2,350	4,100
Training Qualifications UK Ltd	0	4,000
Future (Awards and Qualifications) Ltd	1,950	3,950
ABC Awards	3,850	3,800
English Speaking Board (International) Ltd	4,150	3,800
Prince's Trust	1,700	3,750

Source: Regulated Qualifications Activity Database

Notes:

1. Vocational and other qualifications represent all regulated qualifications other than GCSEs, GCEs and the Diploma
2. Data are supplied by awarding organisations

Rounding: All figures are rounded to the nearest 50, values less than 25 will appear as zero-. Zero represent no achievements.

Table 5: The 50 qualifications with the most certificates issued in vocational and other qualifications for the quarter January – March 2014 (January – March 2013 shown for comparison)

England, Wales & Northern Ireland

Qualification	Total number of certificates issued (for the quarter)	
	Jan - Mar 2013	Jan - Mar 2014
CIEH Level 2 Award in Food Safety in Catering (QCF)	45,200	39,500
Cambridge International Level 1/Level 2 Certificate in First Language English	0	24,650
QA Level 2 Award in Emergency First Aid at Work (QCF)	4,600	20,200
ABRSM Level 1 Award in Graded Examination in Music Performance (Grade 1) (QCF)	7,700	15,450
HABC Level 2 Award in Emergency First Aid at Work (QCF)	1,850	15,200
Pearson Edexcel Functional Skills qualification in Mathematics at Level 1	15,900	14,850
City & Guilds Functional Skills qualification in Mathematics at Level 1	12,550	14,800
FAA Level 2 Award in Emergency First Aid at Work (QCF)	5,650	13,200
Pearson Edexcel Functional Skills qualification in Mathematics at Level 2	11,300	12,000
City & Guilds Functional Skills qualification in English at Level 2	3,850	11,450
ABRSM Level 1 Award in Graded Examination in Music Performance (Grade 2) (QCF)	5,800	11,450
Cambridge English Level 1 Certificate in English (IELTS 5.5-6.5) (ESOL)	11,850	11,250
City & Guilds Level 2 Award in Functional Skills Mathematics	9,000	11,050
City & Guilds Functional Skills qualification in English at Level 1	4,650	10,300
ABRSM Level 1 Award in Graded Examination in Music Performance (Grade 3) (QCF)	5,150	10,200
CIEH Level 2 Award in Health and Safety in the Workplace (QCF)	10,900	10,150
Pearson Edexcel Functional Skills qualification in English at Level 1	4,900	10,100
HABC Level 2 Award in Food Safety in Catering (QCF)	8,400	9,650
TCL Entry Level Certificate in ESOL International - Speaking and Listening (Entry 3)	150	9,050
Pearson Edexcel Functional Skills qualification in English at Level 2	3,450	8,950
QA Level 3 Award in First Aid at Work (QCF)	2,200	8,750
BIAB Level 2 Award for Personal Licence Holders (QCF)	7,450	7,900
IQL Level 2 Award in Pool Lifeguarding, Intervention, Supervision and Rescue (QCF)	5,600	7,800
CIEH Level 2 Award in Emergency First Aid at Work (QCF)	550	7,650
ABRSM Level 2 Certificate in Graded Examination in Music Performance (Grade 5) (QCF)	3,500	7,450
WJEC Level 2 Essential Skills Wales in Application of Number	6,450	7,350
Pearson EDI Functional Skills qualification in mathematics at level 1	2,700	7,250
ABRSM Level 2 Certificate in Graded Examination in Music Performance (Grade 4) (QCF)	3,500	7,050
Sports Leaders UK Level 1 Award in Sports Leadership (QCF)	6,600	6,950
Pearson EDI Functional Skills qualification in English at Level 1	2,250	6,550
Cambridge English Level 2 Certificate in English (IELTS 7.0-8.0) (ESOL)	5,600	6,200
BCS Level 2 Certificate in IT User Skills (ECDL Extra) (ITQ) (QCF)	9,800	6,150
AOFAQ Level 2 Award in Emergency First Aid at Work (QCF)	150	6,150
City & Guilds Functional Skills qualification in Information and Communication Technology (ICT) at Level 2	2,650	6,050
Pearson EDI Functional Skills qualification in mathematics at Level 2	2,200	5,850
WJEC Level 2 Essential Skills Wales in Communication	4,350	5,850
Pearson Edexcel Functional Skills qualification in Information and Communication Technology (ICT) at Level 2	2,000	5,400
HABC Level 2 Award in Door Supervision (QCF)	7,100	5,350
1st4sport Level 1 Award in Coaching Football (QCF)	5,100	5,200
City & Guilds Functional Skills qualification in Information and Communication Technology (ICT) at Level 1	5,100	5,100
ABRSM Level 2 Award in Graded Examination in Music Theory (Grade 5) (QCF)	0	5,050
HABC Level 3 Award In First Aid at Work (QCF)	750	4,750
CIEH Level 2 Award in Food Safety for Manufacturing (QCF)	4,100	4,700
Pearson Edexcel Entry Level Certificate in ESOL Skills for Life (Speaking and Listening) (Entry 3)	600	4,550
EMD Entry Level Certificate in ESOL International (Entry 3)	200	4,500
Pearson EDI Functional Skills qualification in English at Level 2	1,200	4,450
BCS Level 1 Award in IT User Skills (ECDL Essentials) (ITQ) (QCF)	8,750	4,450
Pearson BTEC Level 2 Certificate in Customer Service (QCF)	4,000	4,200
Pearson EDI Level 2 Award in Employment Responsibilities and Rights in Health, Social Care and Children and Young People's Settings	4,200	4,150
NCFE Level 2 Certificate in Understanding the Safe Handling of Medicines (QCF)	4,250	4,150

Source: Regulated Qualifications Activity Database

Notes:

1. Vocational and other qualifications represent all regulated qualifications other than GCSEs, GCEs and the Diploma
2. Data are supplied by awarding organisations

Rounding: All figures are rounded to the nearest 50, values less than 25 will appear as zero-. Zero represent no achievements.

Table 6: Total number of certificates issued in vocational and other qualifications by level of qualification, from 2008/9 to January – March 2014

England, Wales & Northern Ireland											
	Entry level	Level 1	Level 1/ level 2	Level 2	Level 3	Level 4	Level 5	Level 6	Level 7	Level 8	Total number of achievements
08-09	611,600	1,949,500	0	3,576,400	1,018,500	62,000	31,500	7,650	5,000	50	7,262,150
09-10	665,600	2,007,950	0	4,053,850	1,104,000	72,450	35,950	8,300	7,000	150	7,955,300
10-11	777,000	2,028,800	7,950	3,909,500	1,042,200	78,300	35,650	9,150	6,250	200	7,895,050
11-12	887,400	2,283,400	37,400	4,325,500	1,122,500	74,950	34,950	9,550	9,600	300	8,785,600
12-13	932,400	2,400,150	147,600	4,329,050	1,249,750	70,900	36,450	10,900	7,150	400	9,184,700
13-14	286,900	706,200	37,650	1,277,800	342,700	23,550	13,800	3,450	2,800	150	2,695,050
Jan-Mar 2009	86,550	339,250	0	612,200	154,600	13,500	5,300	2,000	1,100	0	1,214,500
Apr-Jun 2009	127,950	485,400	0	967,450	232,400	11,800	3,500	550	850	0~	1,829,950
Jul-Sep 2009	335,400	817,150	0	1,461,750	476,150	25,450	19,050	3,900	1,950	0~	3,140,800
Oct-Dec 2009	68,600	284,700	0	629,750	169,900	13,450	6,250	1,350	1,250	50	1,175,300
Jan-Mar 2010	82,800	325,350	0	693,400	158,700	16,400	5,700	1,000	1,550	50	1,284,950
Apr-Jun 2010	151,600	492,500	0	1,080,450	231,550	14,450	6,500	800	1,500	0~	1,979,300
Jul-Sep 2010	362,600	905,350	0	1,650,250	543,850	28,150	17,500	5,200	2,750	50	3,515,750
Oct-Dec 2010	61,700	317,100	0	605,400	160,100	15,700	6,200	1,650	1,450	100	1,169,300
Jan-Mar 2011	103,850	315,600	0	659,300	159,300	18,150	7,450	1,450	1,550	50	1,266,650
Apr-Jun 2011	160,250	487,700	0	1,029,900	207,100	16,750	6,350	1,850	1,150	0~	1,911,100
Jul-Sep 2011	451,200	908,450	7,950	1,614,850	515,750	27,700	15,700	4,200	2,100	100	3,548,000
Oct-Dec 2011	115,450	361,550	0	621,000	146,900	15,100	6,950	1,550	2,850	50	1,271,400
Jan-Mar 2012	128,050	394,600	1,200	682,500	150,600	15,200	7,100	2,950	2,250	100	1,384,550
Apr-Jun 2012	185,850	561,550	0	1,121,050	221,000	16,500	6,950	1,500	2,050	50	2,116,500
Jul-Sep 2012	458,050	965,750	36,200	1,900,950	603,950	28,150	13,950	3,550	2,500	50	4,013,150
Oct-Dec 2012	122,850	403,050	0	634,200	158,100	16,400	6,500	2,400	1,700	50	1,345,250
Jan-Mar 2013	134,000	421,250	8,850	671,750	159,800	14,300	7,350	2,800	1,450	100	1,421,700
Apr-Jun 2013	223,350	620,850	0~	1,295,000	299,900	14,050	7,750	1,650	1,250	100	2,463,950
Jul-Sep 2013	452,200	955,000	138,750	1,728,100	631,950	26,150	14,850	4,050	2,700	100	3,953,800
Oct-Dec 2013	123,800	322,450	7,700	589,900	161,150	11,750	7,200	1,950	1,750	100	1,227,700
Jan-Mar 2014	163,100	383,700	29,950	687,900	181,600	11,850	6,600	1,500	1,050	50	1,467,300

Source: Regulated Qualifications Activity Database

Notes:

1. Vocational and other qualifications represent all regulated qualifications other than GCSEs, GCEs and the Diploma
2. Data are supplied by awarding organisations
3. Annual data are for academic years, that is October to September

Rounding: All figures are rounded to the nearest 50, values less than 25 will appear as zero~. Zero represent no achievements. Figures have been rounded independently so may not sum to the total

Table 7: Total number of certificates issued in vocational and other qualifications by sector subject area, from 2008/9 to January – March 2014

England, Wales & Northern Ireland

	Health, public services and care	Science and mathematics	Agriculture, horticulture and animal care	Engineering and manufacturing technologies	Construction, planning and the built environment	Information and communication technology	Retail and commercial enterprise	Leisure, travel and tourism	Arts, media and publishing	History, philosophy and theology	Social sciences	Languages, literature and culture	Education and training	Preparation for life and work	Business, administration, finance and law	Total number of certificates issued
08-09	1,016,350	95,800	90,150	385,850	257,800	548,650	410,550	419,500	756,950	41,500	2,950	346,900	98,350	2,293,550	497,250	7,262,150
09-10	1,128,550	141,900	106,200	395,950	229,000	599,900	499,250	437,300	837,400	41,350	3,150	364,550	118,300	2,508,700	543,800	7,955,300
10-11	790,050	166,800	120,450	417,450	213,300	607,100	690,650	489,200	779,100	45,650	4,450	390,050	107,350	2,534,650	538,800	7,895,050
11-12	795,600	227,150	118,750	415,200	239,150	649,800	784,900	528,300	883,500	46,550	4,200	387,650	96,800	2,962,250	645,850	8,785,600
12-13	1,024,700	280,250	120,150	438,150	243,050	631,200	753,750	547,800	896,400	41,400	4,700	436,500	106,550	2,961,450	698,700	9,184,700
13-14	1,142,450	277,600	115,450	427,000	234,400	605,200	732,250	535,100	883,250	41,150	4,550	463,950	106,250	2,858,150	686,050	9,112,800
Jan-Mar 2009	218,400	1,600	16,050	64,900	35,300	68,600	67,950	59,400	105,900	150	0	52,350	16,850	414,750	92,250	1,214,500
Apr-Jun 2009	252,250	25,850	20,250	87,000	76,250	129,200	106,300	114,250	182,050	10,450	50	65,950	19,050	608,850	132,200	1,829,950
Jul-Sep 2009	341,450	67,900	38,500	163,950	107,050	302,700	173,100	176,100	336,750	30,500	2,850	200,800	43,000	954,750	201,300	3,140,800
Oct-Dec 2009	242,050	700	17,000	73,150	35,850	45,350	86,900	73,600	137,000	50	0-	26,950	23,250	315,700	97,700	1,175,300
Jan-Mar 2010	251,400	2,500	18,150	65,400	32,350	70,900	91,400	55,900	107,550	50	200	44,200	22,450	418,450	104,050	1,284,950
Apr-Jun 2010	271,900	41,950	23,350	86,750	56,000	179,950	117,400	122,200	236,850	0	100	75,500	26,850	606,400	134,150	1,979,300
Jul-Sep 2010	363,200	96,750	47,700	170,650	104,800	303,650	203,500	185,600	356,050	41,250	2,850	217,900	45,750	1,168,100	207,950	3,515,750
Oct-Dec 2010	213,500	1,500	17,350	61,550	32,900	43,750	107,500	72,750	140,450	750	100	27,700	21,500	332,100	95,900	1,169,300
Jan-Mar 2011	152,550	3,000	9,500	88,200	29,650	67,500	165,700	71,950	73,300	50	150	43,750	23,250	431,500	106,550	1,266,650
Apr-Jun 2011	172,950	45,900	37,500	98,600	50,550	179,850	170,250	126,850	206,400	3,100	100	74,250	24,650	584,900	135,150	1,911,100
Jul-Sep 2011	251,050	116,400	56,100	169,100	100,200	316,000	247,200	217,650	358,950	41,700	4,100	244,350	37,950	1,186,100	201,250	3,548,000
Oct-Dec 2011	140,350	1,850	20,500	79,450	36,300	48,150	170,300	70,550	126,000	550	250	43,800	17,000	407,650	108,700	1,271,400
Jan-Mar 2012	134,350	3,100	20,000	69,650	37,550	71,700	162,600	60,850	106,950	150	150	47,650	20,400	527,150	122,250	1,384,550
Apr-Jun 2012	191,200	45,050	27,100	87,300	53,000	189,850	177,050	130,850	222,550	50	50	73,100	22,300	744,150	152,850	2,116,500
Jul-Sep 2012	329,700	177,100	51,150	178,800	112,250	340,100	274,900	266,050	427,950	45,800	3,750	223,100	37,100	1,283,350	262,050	4,013,150
Oct-Dec 2012	175,400	1,950	18,050	80,650	42,150	58,300	159,650	81,150	131,800	250	100	29,750	18,850	423,700	123,450	1,345,250
Jan-Mar 2013	187,900	8,100	21,300	78,150	36,050	73,950	148,150	62,350	114,250	150	150	44,500	20,350	500,700	125,600	1,421,700
Apr-Jun 2013	289,750	82,450	30,000	101,250	58,200	201,150	182,000	176,350	258,250	150	50	84,700	23,800	782,000	193,900	2,463,950
Jul-Sep 2013	371,650	187,800	50,750	178,100	106,650	297,800	263,950	227,950	392,100	40,850	4,400	277,550	43,500	1,255,000	255,750	3,953,800
Oct-Dec 2013	221,750	4,950	16,800	74,050	36,200	52,150	146,000	71,100	79,750	50	0-	34,500	19,000	358,450	113,000	1,227,700
Jan-Mar 2014	259,350	2,400	17,900	73,650	33,350	54,150	140,300	59,650	153,150	100	100	67,150	20,000	462,700	123,400	1,467,300

Source: Regulated Qualifications Activity Database

Notes:

1. Vocational and other qualifications represent all regulated qualifications other than GCSEs, GCEs and the Diploma
2. Data are supplied by awarding organisations
3. Annual data are for academic years, that is October to September

Rounding: All figures are rounded to the nearest 50, values less than 25 will appear as zero-. Zero represent no achievements. Figures have been rounded independently so may not sum to the total.

Table 8: Total number of certificates issued in vocational and other qualifications by second-tier sector subject area, for the quarter January – March 2014 (January – March 2013 shown for comparison)

Sector subject area	Total number of certificates issued	
	(for the quarter)	
	Jan - Mar 2013	Jan - Mar 2014
01.1 Medicine and dentistry	50	0
01.2 Nursing and subjects and vocations allied to medicine	750	1,150
01.3 Health and social care	140,050	211,850
01.4 Public services	35,400	36,050
01.5 Child development and well-being	11,650	10,250
02.1 Science	2,650	1,750
02.2 Mathematics and statistics	5,450	650
03.1 Agriculture	5,050	4,750
03.2 Horticulture and forestry	8,450	7,800
03.3 Animal care and veterinary science	3,800	3,750
03.4 Environmental conservation	3,950	1,600
04.1 Engineering	25,300	19,550
04.2 Manufacturing technologies	35,500	40,150
04.3 Transportation operations and maintenance	17,350	13,950
05.1 Architecture	0~	0
05.2 Building and construction	36,050	33,350
05.3 Urban, rural and regional planning	0	0
06.1 ICT practitioners	4,500	4,400
06.2 ICT for users	69,450	49,750
07.1 Retailing and wholesaling	13,000	12,900
07.2 Warehousing and distribution	11,100	10,900
07.3 Service enterprises	23,800	18,700
07.4 Hospitality and catering	100,250	97,800
08.1 Sport, leisure and recreation	61,300	59,100
08.2 Travel and tourism	1,050	600
09.1 Performing arts	101,900	143,550
09.2 Crafts, creative arts and design	9,800	7,200
09.3 Media and communication	2,400	2,150
09.4 Publishing and information services	150	250
10.1 History	0~	0~
10.2 Archaeology and archaeological sciences	0~	0~
10.3 Philosophy	150	50
10.4 Theology and religious studies	0~	0~
11.1 Geography	50	50
11.2 Sociology and social policy	50	0~
11.3 Politics	0	0~
11.4 Economics	50	50
12.1 Languages, literature and culture of the British Isles	37,100	63,800
12.2 Other languages, literature and culture	7,400	3,350
13.1 Teaching and lecturing	13,500	12,350
13.2 Direct learning support	6,900	7,600
14.1 Foundations for learning and life	438,650	401,400
14.2 Preparation for work	62,100	61,300
15.1 Accounting and finance	18,950	17,850
15.2 Administration	56,850	61,750
15.3 Business management	46,650	41,350
15.4 Marketing and sales	1,800	2,200
15.5 Law and legal services	1,350	250

Source: Regulated Qualifications Activity Database

Notes:

1. Vocational and other qualifications represent all regulated qualifications other than GCSEs, GCEs and the Diploma
2. Data are supplied by awarding organisations

Rounding: All figures are rounded to the nearest 50, values less than 25 will appear as zero~. Zero represent no achievements.

Table 9: Total number of certificates issued in vocational and other qualifications by sector subject area, for the 12 months to the end of March 2014

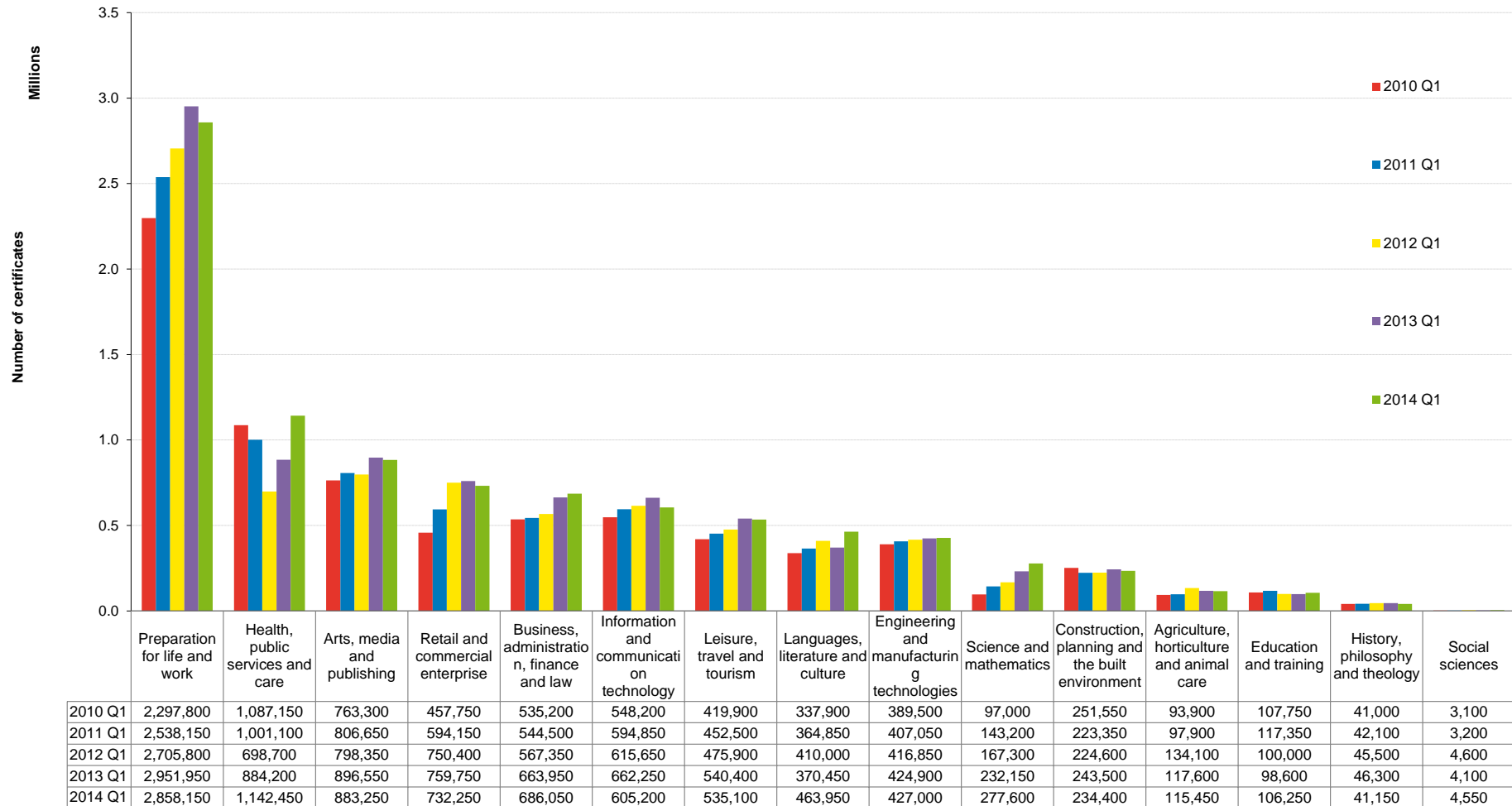


Table 10: Total number of certificates issued in vocational and other qualifications by country and sector subject area, for the 12 months to the end of March 2014

Sector subject area	England			Wales			Northern Ireland		
	Number	% of total	% change	Number	% of total	% change	Number	% of total	% change
Agriculture, Horticulture and Animal Care	104,950	1.3	-3	7,900	1.2	12	2,600	1.2	2
Arts, Media and Publishing	814,150	9.9	-1	34,300	5.2	-8	34,800	16.6	-2
Business, Administration, Finance and Law	639,600	7.8	3	32,200	4.9	4	14,250	6.8	13
Construction, Planning and the Built Environment	213,950	2.6	-3	14,950	2.3	-11	5,500	2.6	9
Education and Training	99,600	1.2	8	5,050	0.8	-4	1,600	0.8	3
Engineering and Manufacturing Technologies	381,550	4.6	-1	33,750	5.1	13	11,700	5.6	18
Health, Public Services and Care	1,066,300	12.9	29	58,700	8.9	48	17,500	8.4	12
History, Philosophy and Theology	40,100	0.5	-11	150	0.0	-69	850	0.4	-8
Information and Communication Technology	562,850	6.8	-9	24,150	3.7	6	18,200	8.7	0
Languages, Literature and Culture	450,450	5.5	27	9,450	1.4	-6	4,050	1.9	-12
Leisure, Travel and Tourism	506,950	6.1	-2	20,150	3.1	13	8,000	3.8	11
Preparation for Life and Work	2,438,600	29.6	-6	360,700	54.6	16	58,800	28.1	18
Retail and Commercial Enterprise	658,950	8.0	-4	44,150	6.7	3	29,100	13.9	-12
Science and Mathematics	260,800	3.2	18	14,750	2.2	49	2,050	1.0	29
Social Sciences	4,450	0.1	16	100	0.0	-58	0~	0.0	-72
Total number of certificates awarded	8,243,200	100.0	2	660,450	100.0	13	209,150	100.0	6

Rounding: All figures are rounded to the nearest 50, values less than 25 will appear as zero-. Zero represent no achievements. Figures have been rounded independently so may not sum to the total.

Table 11: England – the 50 awarding organisations with the highest number of certificates issued in vocational and other qualifications for April 2013 – March 2014

Awarding organisation	Total number of certificates issued (for the 12 months to quarter end) April 2013 – March 2014
Pearson Education Ltd	2,280,550
City and Guilds of London Institute	1,251,400
OCR	744,200
NCFE	408,950
NOCN	258,800
Chartered Institute of Environmental Health	257,200
Associated Board of the Royal Schools of Music	229,900
Highfield Awarding Body for Compliance	214,250
AQA Education	180,600
Cambridge English Language Assessment	164,250
Trinity College London	128,700
Award Scheme Development and Accreditation Network	107,350
Cambridge International Examinations	103,900
Excellence, Achievement & Learning Limited	94,150
Council for Awards in Care, Health and Education	86,900
Sports Leaders UK	84,500
Qualsafe Awards	81,450
Cskills Awards	80,200
BCS, The Chartered Institute for IT	78,750
Ascentis	68,650
First Aid Awards Ltd	62,500
1st4sport Qualifications	57,950
IMI Awards Ltd	57,650
VTCT	56,050
BIAB	52,700
LAMDA	52,650
Imperial Society of Teachers of Dancing	51,850
Skillsfirst Awards Ltd	42,050
Institute of Qualified Lifeguards	38,000
ABC Awards	36,250
Association of Accounting Technicians	35,850
International Baccalaureate Organisation	34,850
Lifetime Awarding	33,250
Institute of Leadership & Management	32,650
WJEC-CBAC	31,750
Active IQ	30,350
Rock School Ltd	30,050
Royal Society for Public Health	29,350
Royal Academy of Dance	28,650
ifs University College (previously known as ifs School of Finance)	28,450
International Dance Teachers Association	28,050
AIM Awards	26,100
Central YMCA Qualifications	26,050
AoFA Qualifications	22,150
English Speaking Board (International) Ltd	21,450
British Safety Council	21,100
University of West London	20,750
Chartered Management Institute	17,450
Laser Learning Awards	17,250
apt awards	16,900

Source: Regulated Qualifications Activity Database

Notes:

1. Vocational and other qualifications represent all regulated qualifications other than GCSEs, GCEs and the Diploma
2. Data are supplied by awarding organisations

Rounding: All figures are rounded to the nearest 50, values less than 25 will appear as zero~. Zero represent no achievements.

Table 12: Wales – the 50 awarding organisations with the highest number of certificates issued in vocational and other qualifications for April 2013 – March 2014

Awarding organisation	Total number of certificates issued (for the 12 months to quarter end)
	April 2013 – March 2014
WJEC-CBAC	214,550
Pearson Education Ltd	122,050
City and Guilds of London Institute	107,100
OCR	47,250
Chartered Institute of Environmental Health	30,600
Highfield Awarding Body for Compliance	16,900
Associated Board of the Royal Schools of Music	12,650
Excellence, Achievement & Learning Limited	11,650
VTCT	5,800
Cskills Awards	5,700
NOCN	5,650
Royal Society for Public Health	4,950
Qualsafe Awards	4,150
Institute of Leadership & Management	3,950
Agored Cymru	3,700
BCS, The Chartered Institute for IT	3,600
Cambridge English Language Assessment	3,600
Council for Awards in Care, Health and Education	3,350
Award Scheme Development and Accreditation Network	3,000
IMI Awards Ltd	2,850
AoFA Qualifications	2,800
Sports Leaders UK	2,700
Trinity College London	2,600
Safety Training Awards	2,350
British Safety Council	2,200
1st4sport Qualifications	2,050
International Baccalaureate Organisation	2,050
Imperial Society of Teachers of Dancing	1,850
NCFE	1,850
BIIAB	1,850
University of West London	1,800
ifs University College (previously known as ifs School of Finance)	1,650
Institute of Qualified Lifeguards	1,600
Association of Accounting Technicians	1,500
AQA Education	1,500
Central YMCA Qualifications	1,350
Active IQ	1,300
First Aid Awards Ltd	1,200
Royal Academy of Dance	1,050
Rock School Ltd	1,050
ABC Awards	900
WAMITAB	650
Equestrian Qualifications Limited	600
LAMDA	600
Chartered Management Institute	550
Industry Qualifications	500
British Ballet Organisation	450
Prince's Trust	450
Amateur Swimming Association	400
Future (Awards and Qualifications) Ltd	400

Source: Regulated Qualifications Activity Database

Notes:

1. Vocational and other qualifications represent all regulated qualifications other than GCSEs, GCEs and the Diploma
2. Data are supplied by awarding organisations

Rounding: All figures are rounded to the nearest 50, values less than 25 will appear as zero-. Zero represent no achievements.

Table 13: Northern Ireland – the 50 awarding organisations with the highest number of certificates issued in vocational and other qualifications for April 2013 – March 2014

Northern Ireland only	
Awarding organisation	Total number of certificates issued (for the 12 months to quarter end) April 2013 – March 2014
City and Guilds of London Institute	60,050
Council for the Curriculum, Examinations and Assessment	27,600
Pearson Education Ltd	26,700
Chartered Institute of Environmental Health	16,600
OCR	11,200
Associated Board of the Royal Schools of Music	10,200
University of West London	6,600
NOCN	6,300
Trinity College London	6,250
Cskills Awards	2,950
Highfield Awarding Body for Compliance	2,850
Institute of Leadership & Management	2,150
Award Scheme Development and Accreditation Network	1,900
NCFE	1,550
Institute of Qualified Lifeguards	1,450
Cambridge English Language Assessment	1,450
Rock School Ltd	1,400
Royal Society for Public Health	1,350
Active IQ	1,300
BCS, The Chartered Institute for IT	1,300
AQA Education	1,050
Prince's Trust	1,000
New Era Academy of Drama and Music (London) Ltd	900
ETC Awards Limited	850
IMI Awards Ltd	800
Royal Academy of Dance	750
Future (Awards and Qualifications) Ltd	750
VTCT	750
Open College Network Northern Ireland	650
First Aid Awards Ltd	600
Council for Awards in Care, Health and Education	600
Qualsafe Awards	550
Graded Qualifications Alliance	550
Signature	500
WSET Awards	500
Counselling and Psychotherapy Central Awarding Body	450
ifs University College (previously known as ifs School of Finance)	400
Imperial Society of Teachers of Dancing	350
FDQ Limited	350
BIIAB	350
ABC Awards	300
AoFA Qualifications	300
Equestrian Qualifications Limited	300
1st4sport Qualifications	300
LAMDA	250
Safety Training Awards	250
International Association of Book-Keepers	250
Sports Leaders UK	250
Central YMCA Qualifications	250
British Safety Council	200

Source: Regulated Qualifications Activity Database

Notes:

1. Vocational and other qualifications represent all regulated qualifications other than GCSEs, GCEs and the Diploma
2. Data are supplied by awarding organisations

Rounding: All figures are rounded to the nearest 50, values less than 25 will appear as zero-. Zero represent no achievements.

We wish to make our publications widely accessible. Please contact us if you have any specific accessibility requirements

First published by the Office of Qualifications and Examinations Regulation in 2014

© Crown copyright 2014

You may re-use this publication (not including logos) free of charge in any format or medium, under the terms of the [Open Government Licence](#). To view this licence, visit [The National Archives](#); or write to the Information Policy Team, The National Archives, Kew, Richmond, Surrey, TW9 4DU; or email: psi@nationalarchives.gsi.gov.uk

This publication is also available on our website at www.ofqual.gov.uk

Any enquiries regarding this publication should be sent to us at:

Office of Qualifications and Examinations Regulation	
Spring Place	2nd Floor
Coventry Business Park	Glendinning House
Herald Avenue	6 Murray Street
Coventry CV5 6UB	Belfast BT1 6DN

Telephone 0300 303 3344

Textphone 0300 303 3345

Helpline 0300 303 3346