

CHILDREN, EDUCATION AND SKILLS

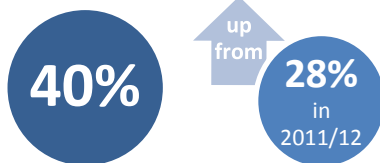
Education Outcomes for Looked After Children 2013/14

Main Findings 2013/14

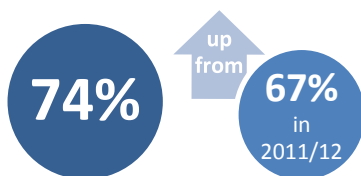


Looked after school leavers continue to have lower attainment but this is **improving**

Looked after school leavers



have 1 or more **qualification** at SCQF **Level 5** or better

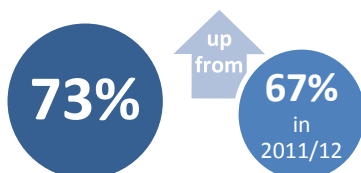


have 1 or more **qualification** at SCQF **Level 4** or better

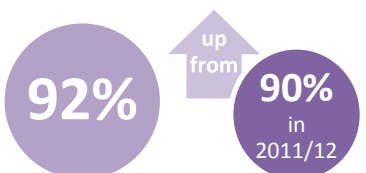
All school leavers



Looked after school leavers are less likely to go into **positive destinations** after they leave school, but the gap is narrowing

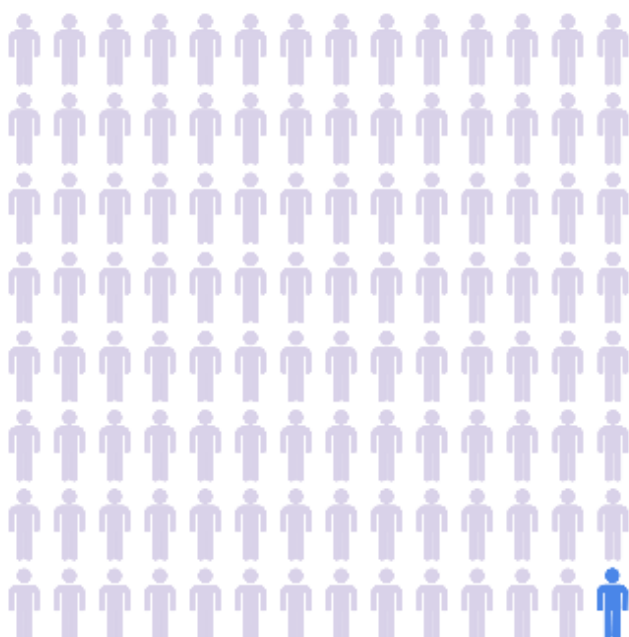


are in a **positive destination** 9 months after leaving school



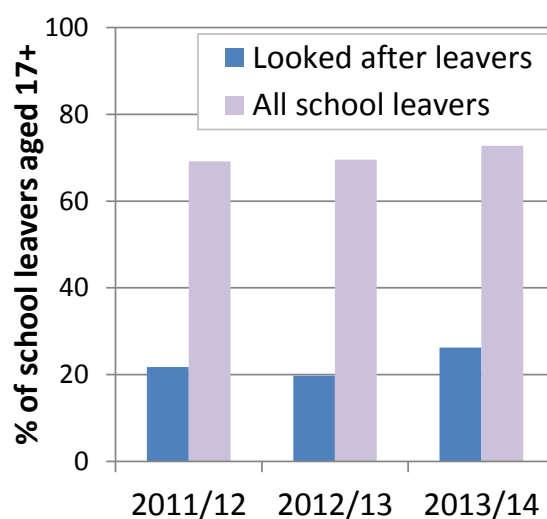
Local authorities have a responsibility to provide support to certain vulnerable young people, known as 'looked after children'. A young person may become looked after for a number of reasons, including neglect, abuse, complex disabilities which require specialist care, or involvement in the youth justice system.

This publication links school and social work data to present information on the attainment and post-school destinations of looked after young people who leave school. Data on school attendance and exclusion from school of looked after young people is available every second year and is not included in this year's publication.



This first two chapters of this publication gives information on the education outcomes of the 397 young people who were looked after from August 2013 to July 2014 and who left school in that period. These looked after children represent less than one per cent of the 50,099 young people who left school between August 2013 and July 2014. The third chapter of this publication presents information on the education outcomes of school leavers who were looked after for part of the year.




Young people who are looked after by local authorities tend to leave school at younger ages than other young people. Partly because of this, looked after young people tend to have lower levels of educational qualification and are less likely to go on to positive destinations after school than young people in general, although there have been improvements in the proportion of looked after young people leaving school at older ages in 2013/14 compared to 2012/13.



Contents

Contents	3
Educational attainment	4
Age of school leavers	4
Highest level of qualification	5
Highest level of qualification by type of accommodation	8
Highest level of qualification by number of placements.....	9
Cross-UK comparisons.....	9
Post-school destinations	10
Initial and follow-up destinations.....	10
Cross-UK comparisons.....	12
Outcomes for young people looked after for part of the year	13
Educational attainment of young people looked after for part of the year	14
Post-school destinations of young people looked after for part of the year.....	14
Background notes	16
1. Sources and coverage.....	16
2. Methodology	17
Matching looked after children data to school outcomes.....	17
3. Revisions and changes	18
4. Definitions and notation	18
Children Looked After	18
School information	20
School leaver destinations.....	20
5. Data Quality	21
Cross-UK comparisons.....	21
6. Enquiries.....	22
Annex A	23
List of additional tables	23

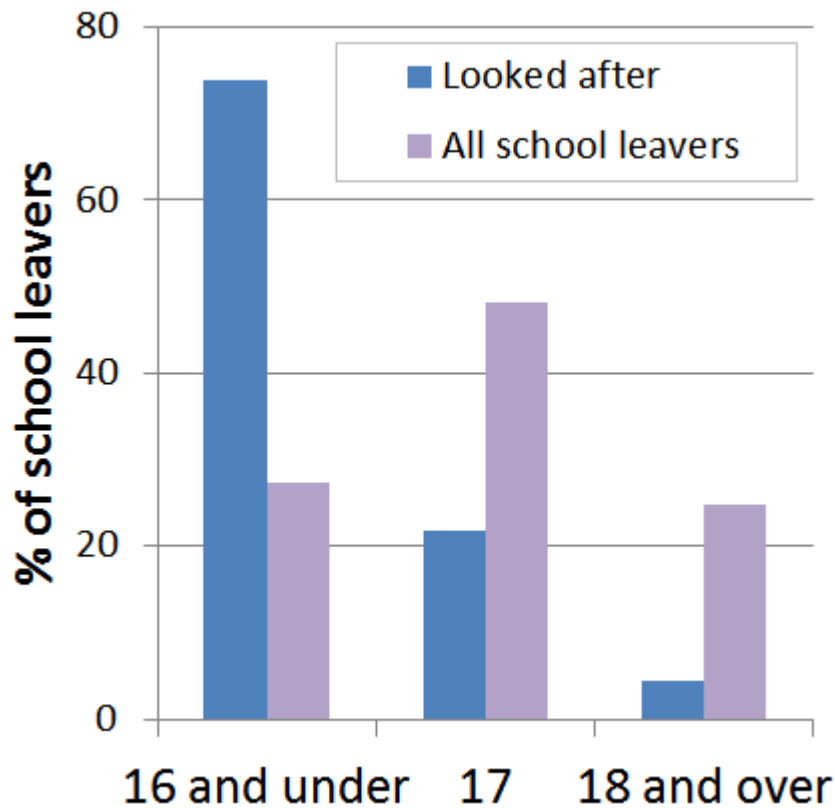
Educational attainment

-  Looked after school leavers continue to leave school at **younger** ages than young people more generally
-  Looked after school leavers continue to have lower attainment but this is **improving**
-  The fewer placements looked after school leavers experience, the higher their average attainment

This section presents data on the educational attainment of young people who were looked after from 1 August 2013 to 31 July 2014 and who left school during this period. All figures have been updated since previous publications following methodological changes, so should not be compared to previously published figures. Updated figures are not currently available prior to 2011/12. All underlying data plus additional data tables are available here:

<http://www.gov.scot/stats/bulletins/01163>

Age of school leavers



Looked after children tend to have lower levels of educational attainment than non-looked after children. These differences are, in part, linked to the fact that looked after children tend to leave school at younger ages. In 2013/14 almost three quarters (74 per cent) of looked after school leavers were aged 16 and under (i.e. they left school at the earliest point they could) compared to over one quarter (27 per cent) of school leavers more generally. The proportion of leavers who were aged 16 and under has improved across the board since 2011/12, including among looked after leavers but discrepancies between looked after leavers and other leavers remain consistent.

Highest level of qualification

Looked after children obtain lower qualification levels on average than all school leavers. In previous years a system of Tariff Scores has been used to measure attainment. From 2013/14 leavers have been classified by identifying the highest Scottish Credit and Qualifications Framework (SCQF) level at which they achieved one or more passes by the time they leave school. This includes SQA attainment at SCQF levels 3 to 7.

Standard Grades were no longer available in 2013/14 and Intermediate qualifications will cease to exist from 2015/16. They have been replaced with the new National qualifications. Therefore this cohort of leavers is the first to include young people who have taken any of the new National qualifications, but it also includes substantial numbers of leavers who did not take such qualifications.

Illustration 3: Scottish Credit and Qualifications Framework (SCQF) levels

Level 3	Access 3 National 3 Standard Grade (Foundation)	Level 6	Higher at A-C
Level 4	Intermediate 1 at A-C National 4 Standard Grade (General)	Level 7	Advanced Higher at A-C
Level 5	Intermediate 1 at A-C National 5 at A-C Standard Grade (Credit)		

Table 1.1: Percentage of all school leavers looked after leavers by their highest level of attainment 2013/14

	Looked after leavers	All school leavers
1 or more qualification at SCQF level 3 or better	91	98
1 or more qualification at SCQF level 4 or better	74	96
1 or more qualification at SCQF level 5 or better	40	84
1 or more qualification at SCQF level 6 or better	12	59
1 or more qualification at SCQF level 7 or better	2	19
No qualifications	9	2

Data for previous year available at <http://www.gov.scot/stats/bulletins/01163>

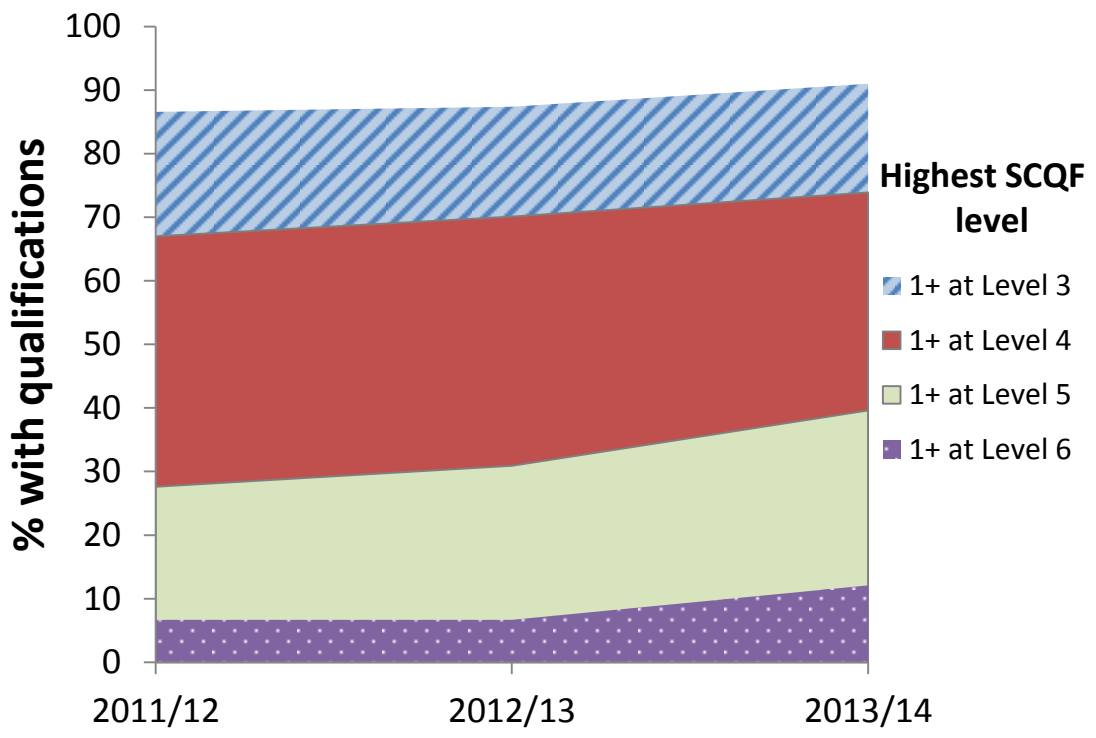
As can be seen in Table 1.1, while the level of qualifications of looked after school leavers is similar to that of all school leavers at the lower levels of qualification (91 per cent of looked after school leavers have at least one SCQF level 3 qualification or better, compared to 98 per cent of all school leavers) far fewer looked after leavers have higher levels of qualification than leavers in general.

Almost all school leavers (96 per cent) have at least one qualification at level 4 or better (see Illustration 3 for list of qualifications). This compares to almost three quarters (74 per cent) of looked after leavers with the same level of qualifications. At the higher levels of qualification, almost one in five of all leavers (19 per cent) have a at least one qualification at level 7 (see Illustration 3 for list of qualifications) while fewer than one in fifty looked after leavers (2 per cent) had qualifications at this level.

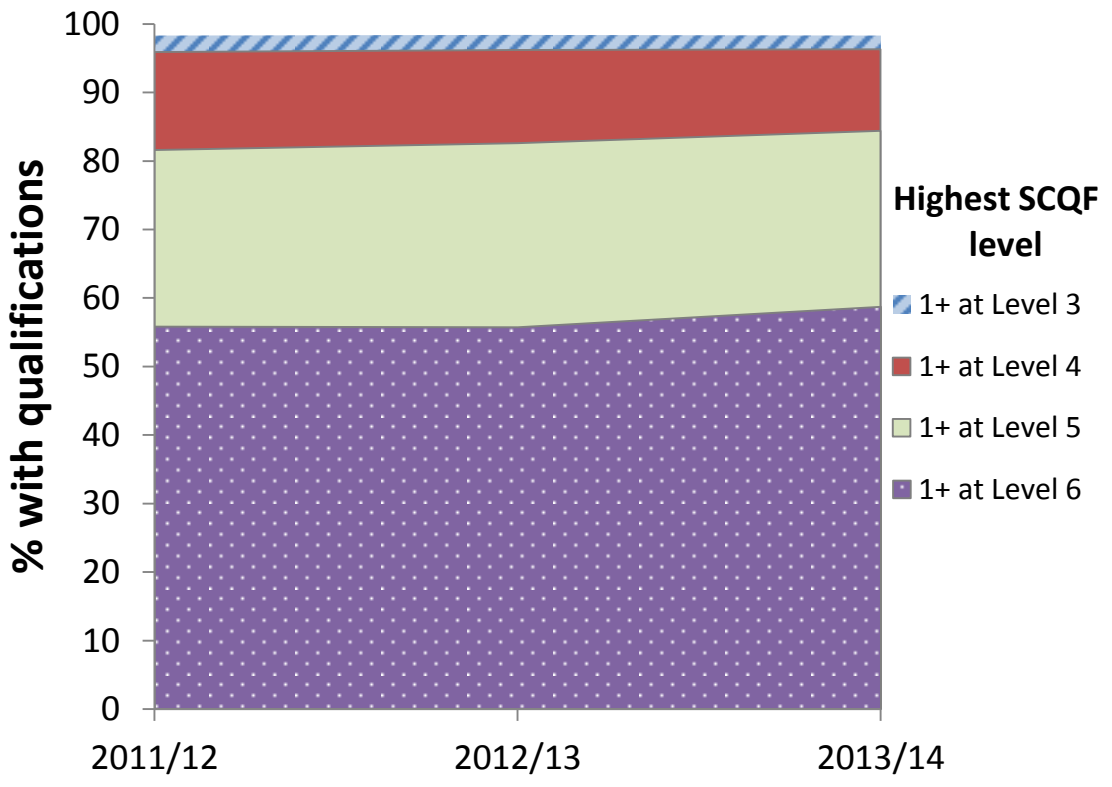
However, while looked after school leavers achieve less highly than school leavers more generally, educational attainment among looked after leavers has improved over the last three years, narrowing the gap. The Chart 2 shows the highest level of qualification held by looked after leavers and all leavers over time (excluding level 7 for clarity, as numbers are too low among looked after leavers). The proportion of looked after leavers with no qualifications (represented by the white space at the top of the charts) has fallen from 13 per cent in 2011/12 to nine per cent in 2013/14. Over the same period the proportion of looked after leavers with one or more qualification at level 5 or better jumped from 28 per cent to 40 per cent.

Chart 2: Highest level of attainment of looked after leavers and all school leavers, 2011/12 to 2013/14

Looked after leavers



All school leavers



Highest level of qualification by type of accommodation

When a young person is looked after there are various types of residence they could be placed in. Placements can be at home (where a child is subject to a Supervision Requirement and continues to live in their usual place of residence), foster care, a kinship care placement (where they are placed with friends or relatives) or a residential placement. Table 1.2 presents the attainment of looked after leavers with only one placement in 2013/14 by the type of that placement.

Table 1.2: Attainment of looked after school leavers with one placement for the year, by the accommodation type of that placement 2013/14⁽¹⁾

	1 or more qualification at SCQF level 3 or better	1 or more qualification at SCQF level 4 or better	1 or more qualification at SCQF level 5 or better
In the community			
At home with parents	84	44	8
With friends/relatives	93	79	45
With foster carers provided by LA	95	94	63
With foster carers purchased by LA	100	100	64
In other community ⁽²⁾	*	*	*
Residential accommodation			
In local authority home	82	58	21
In voluntary home	100	*	*
In other residential ⁽³⁾	100	75	58
All looked after	91	74	40

(1) Cells containing * represent small numbers that have been suppressed to maintain confidentiality.

(2) Includes with prospective adopters.

(3) Includes in residential school, secure care accommodation or crisis care.

Educational attainment varies across the types of accommodation in which looked after children are placed. In all placement settings at least eight in ten looked after leavers achieved at least one qualification at SCQF level 3 or better. There were high levels of attainment among school leavers looked after in provided or purchased foster care (with 63 and 64 per cent respectively achieving at least one qualification at level 5 or better). School leavers looked after at home had the lowest overall levels of attainment, with eight per cent achieving at least one

qualification at level 5 or better, compared to 40 per cent for looked after leavers as a whole.

Highest level of qualification by number of placements

Looked after school leavers who experience more placements in the year tend to have lower levels of qualifications. Table 1.3 shows that three quarters (75 per cent) of looked after leavers who had just one placement all year achieved one or more qualification at level 4 or better compared to half (50 per cent) of looked after leavers who had 4 or more placements during the year.

This trend is more noticeable at higher levels of qualification. More than twice as many looked after leavers with one placement all year achieved a qualification at level 5 or better as looked after leavers with four or more placements. The numbers of young people with larger numbers of placements is small, however, so some care should be taken with these figures.

Table 1.3: Proportion of looked after school leavers achieving qualifications between 1 August 2013 and 31 July 2014 by number of looked after placements they had in that year⁽¹⁾

	1 or more qualification at SCQF level 3 or better	1 or more qualification at SCQF level 4 or better	1 or more qualification at SCQF level 5 or better
1 placement	92	75	42
2 placements	91	70	34
3 placements	82	71	29
4 or more placements	80	50	*
All looked after	91	74	40

(1) Cells containing * represent small numbers that have been suppressed to maintain confidentiality.

Cross-UK comparisons

The improvements seen in the proportion of looked after children in Scotland achieving qualifications over the last three years mirrors the general trend across the UK. Because of differences in the education systems between Scotland and the rest of the UK (and in the ages at which looked after children's qualifications are measured) it is not possible to directly compare qualification levels of looked after children. See background note 5.3 for further information.

Post-school destinations

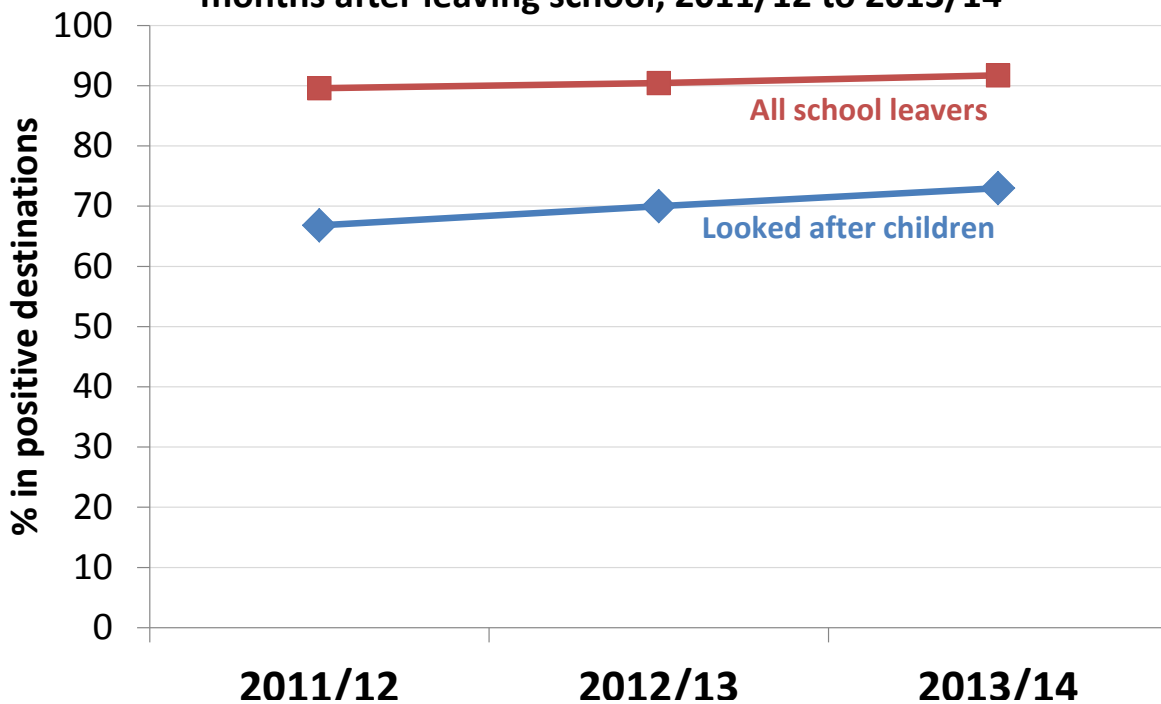


Looked after school leavers are less likely to go into **positive destinations** after they leave school but the gap is narrowing

This section presents data on the destinations of young people who were looked after from 1 August 2013 to 31 July 2014 and who left school during this period. Information on young people's 'destinations' (such as employment or further education) is collected three and nine months after they leave school. All figures have been updated since previous publications following methodological changes, so should not be compared to previously published figures. Updated figures are not currently available prior to 2011/12. For more information on school leaver destination categories, see background note 4.8. The data underlying the illustrations, expanded versions of the tables and additional data tables are available here: <http://www.gov.scot/stats/bulletins/01163>

Initial and follow-up destinations

Chart 3: Looked after children in positive destinations nine months after leaving school, 2011/12 to 2013/14



A young person is said to be in a positive destination if they are in education, employment, training, voluntary work or an Activity Agreement¹. A lower proportion of looked after children enter positive destinations than all school leavers, but this gap has narrowed over the last three years. The lower proportion of looked after children going into positive destinations is likely to be related to looked after young people leaving school at younger ages.

Table 2.1: Positive initial destinations (3 months after leaving school) among looked after leavers and all school leavers, 2011/12 to 2013/14⁽¹⁾

	2011/12	2012/13	2013/14
Looked after school leavers			
Higher Education	5	5	7
Further Education	36	38	43
Other positive destination	32	36	31
% in a positive destination	73	78	80
All school leavers			
Higher Education	38	37	39
Further Education	27	28	26
Other positive destination	26	27	27
% in a positive destination	90	92	93

(1) Due to improvements outlined in background note 3.2 historic data has been updated.

Eight in ten (80 per cent) of children looked after for a full year in a single placement who left school during or at the end of 2013/14 were in a positive destination at the time of the September initial destination survey, compared with nine in ten (93 per cent) of all 2013/14 school leavers (Table 2.1). Among looked after young people 49 per cent were either in Higher or Further Education. Other positive destination includes training, voluntary work, employment and activity agreements.

Non-looked after children are more likely to be in a positive destination nine months after leaving school than looked after children. By the time of the March follow-up destination survey, three-quarters (73 per cent) of looked after children who were

¹ An Activity Agreement is an agreement between the young person and a trusted professional that the leaver will take part in a programme of learning and activity which helps them become ready for formal learning or employment.

looked after for the year from August 2013 to July 2014 and left school in that period were in a positive destination, compared with 92 per cent of all 2013/14 school leavers. The rate of positive destinations among looked after children at follow up survey has improved over the last three years, from 67 per cent in 2011/12 to 73 per cent in 2013/14. This increase is predominantly due to an increase in looked after school leavers entering Further Education (from 30 per cent in 2011/12 to 37 per cent in 2013/14). There is a slightly lower proportion of looked after school leavers in positive follow-up destinations compared to their initial destinations (80 per cent in positive destinations initially down to 73 per cent at follow up). This reduction is also present for all school leavers, but to a lesser extent (93 per cent in positive destinations initially down to 92 per cent at follow up).

Table 2.2: Positive follow-up destinations (9 months after leaving school) among looked after leavers and all school leavers, 2011/12 to 2013/14⁽¹⁾

	2011/12	2012/13	2013/14
Looked after school leavers			
Higher Education	5	4	6
Further Education	30	31	37
Other positive destination	33	34	31
% in a positive destination	67	70	73
All school leavers			
Higher Education	36	37	39
Further Education	25	24	24
Other positive destination	29	29	29
% in a positive destination	90	90	92

(1) Due to methodological changes outlined in background note 3.2 historic data has been updated.

Cross-UK comparisons

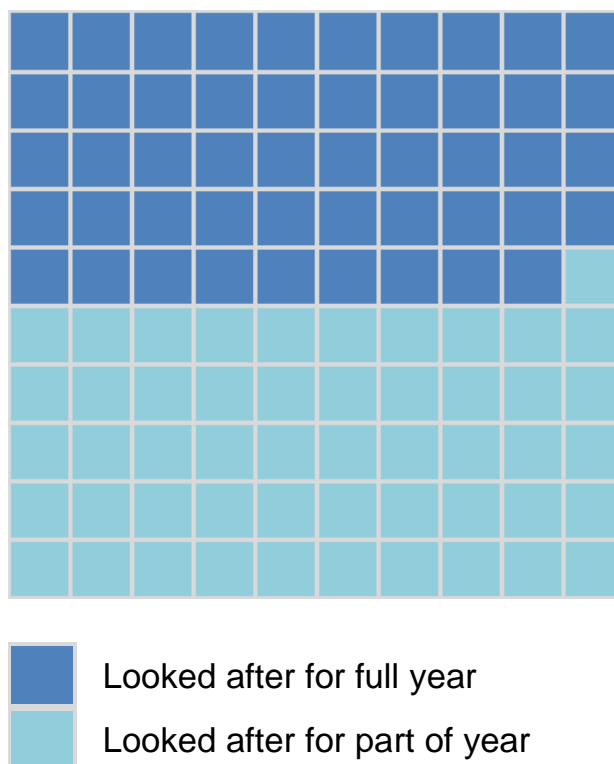
The improvements seen in the proportion of looked after children in Scotland moving into positive destinations after leaving school over the last three years mirrors the general trend across the UK overall. Because of differences in the education systems and leaving between Scotland and the rest of the UK (and in the ages at which young people leave school) it is not possible to directly compare post school destinations of looked after children. See background note 5.3 for further information.

Outcomes for young people looked after for part of the year

- ↓ Young people looked after for part of the year have lower levels of attainment than those looked after for the full year
- ↓ Young people looked after for part of the year are less likely than those looked after for the full year to maintain initially positive destinations

Up to this point this publication has focused on the 397 school leavers who were looked after for the entire year (although they may have been accommodated in more than one place). Focusing on this group allows us to look at the impact of being looked after on young people's education outcomes.

This chapter looks at the outcomes for the 419 school leavers who were looked after for part of the year – those who stopped or started being looked after between 1 August 2013 and 31 July 2014.



While data on young people looked after for part of the year do not directly tell us about the impact of being looked after on education outcomes they do give insight into the impact of the upheaval of moving in to or out of care.

Within each episode of care looked after young people may have a number of placements. In 2012/13 the full year data only included young people who had been looked after for the whole year in one placement. Young people who had been looked after for the year but in multiple placements were grouped in as part year. After consultation it was decided that all young people who were looked after for the full year should be included in 'full year' regardless of numbers of placements. The

2013/14 figures use this definition and the 2012/13 data has been revised to use this definition.

Educational attainment of young people looked after for part of the year

The qualification levels of young people who were looked after for the full year is higher than for young people looked after for part of the year. Four in ten (40 per cent) full year looked after leavers had one or more qualification at level 5 or better compared to less than three in ten (28 per cent) of part year looked after leavers. The qualification levels of young people who were looked after for part of the year is most similar to that of young people who were looked after for the whole year and experienced three placements in that time. While it is unclear how upheaval in previous years impacts on outcomes these data suggest that upheaval in the year that young people take exams has a relationship to looked after leavers' outcomes.

Table 3.1: Percentage of all school leavers looked after for part of the year achieving different levels of attainment, 2013/14⁽¹⁾

	Looked after part year	Looked after full year
1 or more qualification at SCQF level 3	84	91
1 or more qualification at SCQF level 4	64	74
1 or more qualification at SCQF level 5	28	40
1 or more qualification at SCQF level 6	6	12
1 or more qualification at SCQF level 7	*	2
No qualifications	16	9

(1) Cells containing * represent small numbers that have been suppressed to maintain confidentiality.

Post-school destinations of young people looked after for part of the year

Data on school leavers who were looked after for part of the year is not available prior to 2012/13. Young people looked after for part of the year are less likely than those looked after for the full year to enter a positive destination nine months after leaving school. Where seven in ten young (73 per cent) people looked after for the full year went on to a positive destination after leaving school, six in ten (59 per cent) of those looked after for part of the year did. This lower level of positive destinations among the part year young people is also reflected in the relative numbers of young people going into Higher Education (seven per cent among full

year compared to two per cent among part year) and Further Education (43 per cent among full year compared to 23 per cent among part year).

Table 3.2: Percentage of school leavers who were looked after for part of the year by follow up destination, for all school leavers and those who were looked after children, 2013/14

	2011/12	2012/13	2013/14
Looked after part year⁽¹⁾			
Higher Education	N/A	1	2
Further Education	N/A	18	23
Other positive destination	N/A	37	34
% in a positive destination	N/A	56	59
Looked after full year			
Higher Education	5	4	6
Further Education	30	31	37
Other positive destination	33	34	31
% in a positive destination	67	70	73

(1) Part year data not available prior to 2012/13

Background notes

1. Sources and coverage

1.1 This document summarises the education outcomes of Scotland's looked after children. It links information from:

- the Children Looked After statistics 2013-14
- Pupil Census records 2014
- School Leaver Initial and Follow-up Destination Surveys October 2014 and March 2015
- Attainment data 2014

Education outcome figures for all children in Scotland are available here:

<http://www.scotland.gov.uk/stats/bulletins/01161>

1.2 The **looked after children** statistics were collected by Children and Families statistics team in the Scottish Government from local authorities. Demographic information on all children looked after (including the most recent data covering children who were looked after between 1 August 2013 and 31 July 2014) is available here:

<http://www.gov.scot/Topics/Statistics/Browse/Children/PubChildrenSocialWork>

The survey forms, data specifications and guidance notes for the data presented in this publication (and previous years' publications) can be seen at:

<http://www.scotland.gov.uk/Topics/Statistics/Browse/Children/SurveyChildrenLookedAfter>

1.3 The **qualifications** data were collected by the Scottish Qualifications Authority (SQA). The grade boundaries and publication schedules of this information is available here: <http://www.sqa.org.uk/sqa/48269.html>.

1.4 The **leaver destinations** data were collected by Skills Development Scotland (SDS) on each young person identified as being a school leaver in the September 2014 survey (initial destination, approximately three months after leaving school) and the March 2015 survey (follow-up destination, approximately nine months after leaving school). The time of year that a young person leaves school can affect their destinations in these surveys, as a young person leaving school in December who starts a course in the following September could be counted as being in an other destination in the initial survey, but a positive destination in the follow-up survey.

1.5 **Leaver destinations** data were published in Summary Statistics for Attainment, Leaver Destinations and Healthy Living in Scotland 2015: <http://www.gov.scot/Topics/Statistics/Browse/School-Education/Pub-SS-ALM>

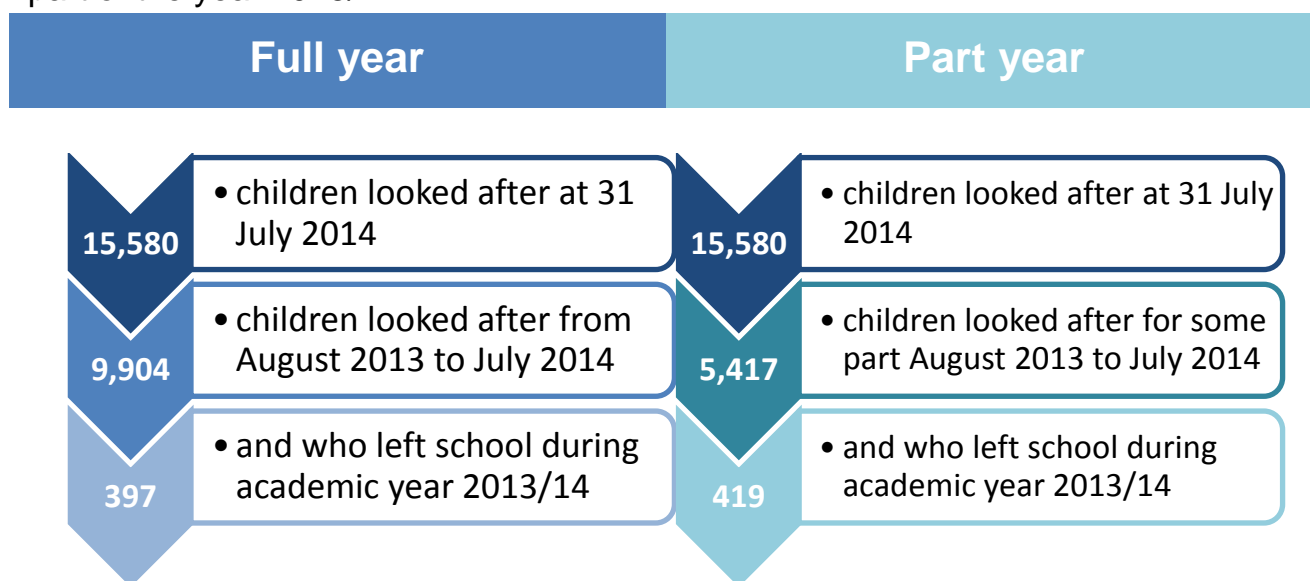
1.6 Information on **attendance and absence** from school and **exclusions** from school is only available to the Scottish Government every two years from local authorities. As no new data were available for 2013/14 figures on attainment and exclusions are not included in this publication.

2. Methodology

Matching looked after children data to school outcomes

2.1 As reported in Children’s Social Work Statistics 2013-14², there were 15,580 children looked after on 31 July 2014. The population used in this publication was established through the following process:

Illustration 4: Children included in this publication, looked after for the full year and part of the year 2013/14



2.2 As Illustration 4 shows, there are many more looked after children than those matched in this publication. Children are assigned a Scottish Candidate Number when they start primary school. If a child is under five – as the majority of looked after children are – they are unlikely to have a Scottish Candidate Number. Children also might not have a Scottish Candidate Number if they have been educated at home, in an independent school, outside Scotland or have already left school.

² Children’s Social Work Statistics 2013-14, <http://www.gov.scot/Publications/2015/03/4375>

2.3 For looked after young people in 2013/14 a total of 1,116 full and part year records matched with the school leavers cohort provided by Skills Development Scotland, suggesting that young people who had been looked after at any time during the year represented two per cent of the entire school leaver cohort and those who had been looked after for the whole year represented under one per cent.

2.4 We estimate that the Scottish Candidate Numbers (SCNs) provided by local authorities on the Looked After Children data return 2013-14 represented 75 per cent of the possible matched records. By imputing data from previous years from some local authorities we estimate that 81 per cent of looked after school leavers had matchable SCNs.

3. Revisions and changes

3.1 *Full year/part year revision* - In 2012/13 children looked after for the full year with 2 or more placements were counted as 'part year'. After consultation we have counted these children as 'full year' for this publication and revised the 2012/13 data accordingly. There were 397 school leavers who were looked after for the entire year and 419 young people who were looked after for part of the year between 1 August 2013 and 31 July 2014. Where possible we have included part year data (including only children looked after for part of the year) is available in the excel version of the tables <http://www.gov.scot/stats/bulletins/01163>

3.2 *Attainment and leaver destinations* – Information on attainment and leaver destinations has been updated following methodological changes and changes to data availability. Data for 2011/12, 2012/13 and 2013/14 leaver cohorts have been updated and supersede previously published figures for these years. Full information on these updates are available in the Summary statistics for attainment, leaver destinations and healthy living:

<http://www.scotland.gov.uk/stats/bulletins/01161>

4. Definitions and notation

Children Looked After

4.1 Local Authorities have a responsibility to provide support to certain vulnerable young people, known as looked after children. A young person may

become looked after for a number of reasons, including neglect, mental, physical or emotional abuse, parental substance misuse or poor parenting skills, complex disabilities which require specialist care, or involvement in the youth justice system. The definition of a looked after child is in section 17(6) of the Children (Scotland) Act 1995, as amended by Schedule 2, para 9(4) of the Adoption and Children (Scotland) Act 2007.

4.2 Supervision Requirement – A children's hearing is a lay tribunal which considers and makes decisions on the welfare of the child or young person before them, taking into account all the circumstances including any offending behaviour. The hearing has to decide on the measures of supervision which are in the best interests of the child or young person. If the hearing concludes compulsory measures of supervision are necessary, it will make a Supervision Requirement which will determine the type of placement for the child. In most cases the child will continue to live at home but will be under the supervision of a social worker. In some cases the hearing will decide that the child should live away from home with relatives or other carers.

4.3 Types of placement

Community placements

- At home with parent(s): at home with parent(s) or 'relevant person(s)' as defined in Section 93(2)(b) of the Children's (Scotland) Act 1995
- With friends/relatives: placed with friends or relatives who are not approved foster carers. Also referred to as 'kinship care'.
- With foster carers provided by the local authority
- With foster carers purchased by the local authority
- With prospective adopters
- Other community: such as supported accommodation, hospital (e.g. at birth)

Residential placements

- Local authority home: in local authority children's home/hostel, local authority home/hostel for children with learning disabilities, local authority home/hostel for physically disabled children
- Voluntary home: in voluntary children's home/hostel, in voluntary home/hostel for children with learning disabilities, in voluntary home/hostel for physically disabled children
- Residential school: in local authority residential school (home/hostel), in voluntary residential school (home/hostel), in private school, in independent school
- Secure accommodation

- Crisis care: for example: in women's refuge, in local authority hostel for offenders, in voluntary hostel for offenders, in local authority hostel for drug/alcohol abusers, in voluntary hostel for drug/alcohol abusers
- Other residential: a known residential setting but does not fit with one of the above

4.5 There is information on the process by which children come to be looked after and legislation governing this on the Scottish Government website:

<http://www.scotland.gov.uk/Topics/People/Young-People/protecting/lac>

School information

4.6 *Scottish Candidate Number* – A unique number created by the Scottish Qualifications Authority and assigned to each child by their school when they enter the Scottish School Education System (usually in Primary 1).

School leaver destinations

4.7 *School leaver* – A young person of school leaving age who left a publicly funded secondary school during or at the end of the school year. Age of school leavers was calculated as of 30 June 2014. Young people of school leaving age who left a publicly funded special school are not counted in this publication.

4.8 *Post-school destinations* – Destinations data collected by SDS using a combination of administrative data sharing by partners, contact centre follow up and the traditional follow up by operational staff. Full definitions are available from SDS: https://www.skillsdevelopmentscotland.co.uk/media/1294565/national_school_leaver_initial_destination_report_2013-14_dec_2014.pdf

The broad categories for leaver destinations are:

- *Higher Education* – entered University to study at degree level, or an FE/HE college to study at HNC/HND level.
- *Further Education* – studying at a non-advanced level and are not on a school roll.
- *Training* – on a training course and in receipt of an allowance.
- *Employment* – employed and in receipt of payment from their employers.
- *Voluntary Work*
- *Unemployed and seeking employment or training* – registered with Skills Development Scotland and are known by them to be seeking employment or training.

- *Unemployed and not seeking employment or training* – due to (for example) sickness, prison, pregnancy, caring for children or other dependents or taking time out.
- *Activity Agreement* – an agreement between the young person and a trusted professional that the leaver will take part in a programme of learning and activity which helps them become ready for formal learning or employment.
- *Unknown* – destination is not known either to Skills Development Scotland or to the school attended.

4.9 *Positive destinations* – includes higher education, further education, training, voluntary work, employment and activity agreements.

5. Data Quality

5.1 This is an Official Statistics Publication. Official Statistics are produced to high professional standards set out in the Code of Practice for Official Statistics. These statistics undergo regular quality assurance reviews to ensure that they meet customer needs. They are produced free from any political interference. The results contained in this publication are deemed fit for purpose, but may be revised in future years where updates are made to the data. This publication has not yet been assessed by the UK Statistics Authority.

5.2 There is more information on the data quality of the administrative sources underlying this publication here:

<http://www.scotland.gov.uk/Topics/Statistics/Browse/Children/sourcesandsuitability/StatementAdminSources>

Cross-UK comparisons

5.3 Differences in the education systems of Scotland and the rest of the UK make cross-UK comparisons invalid. The most similar figures from across the UK are published here:

England - <https://www.gov.uk/government/statistics/outcomes-for-children-looked-after-by-local-authorities>

Wales - <https://statswales.wales.gov.uk/Catalogue/Health-and-Social-Care/Social-Services/Childrens-Services/Children-Looked-After/Educational-Qualifications-of-Care-Leavers>

Northern Ireland - <http://www.dhsspsni.gov.uk/lookedafterchildren.htm>

5.4 Work has been undertaken between the Scottish Government and administrations from England, Wales and Northern Ireland to document clearly the differences between each administration's **looked after children** statistics and to scope out the feasibility and need for a comparable dataset. Further developments from this work have been published on the Scottish Government children's statistics web site at:

<http://www.scotland.gov.uk/Topics/Statistics/Browse/Children/socialservicestats>

6. Enquiries

Please send any **media enquiries** to Lesley Brown on 0131 244 4001.

The information in this publication plus **additional tables** are available at:

<http://www.scotland.gov.uk/Topics/Statistics/Browse/Children/EducOutcomesLAC>

Email any requests for **further analysis** to children.statistics@scotland.gsi.gov.uk.

If you would like to receive notification of forthcoming statistical publications, please register your interest on the Scottish Government ScotStat website at:

www.scotland.gov.uk/Topics/Statistics/scotstat.

Children and Families Statistics
17 June 2015

Annex A

List of additional tables

The data underlying the illustrations, expanded versions of the tables and additional data tables are available here: <http://www.gov.scot/stats/bulletins/01163>

Introduction

Illustration 1 Proportion of school leavers who were looked after, by age 2013/14

Illustration 2 Main findings 2013/14

Educational attainment

Chart 1 Age of school leavers and looked after school leavers, 2013/14

Illustration 3 Scottish Credit and Qualifications Framework (SCQF) levels

Table 1.1 Percentage of all school leavers and looked after school leavers by level of attainment, 2013/14

Chart 2 Highest level of attainment of looked after leavers and all school leavers, 2011/12 to 2013/14

Table 1.2 Attainment of looked after school leavers with one placement for the year, by the accommodation type of that placement 2013/14

Table 1.3 Proportion of looked after school leavers achieving qualifications by number of looked after placements in 2013/14

Additional data on Educational attainment

Table 1.4 Level of attainment of looked after leavers by local authority, 2013/14

Post-school destinations

Chart 3 Looked after children in positive destinations nine months after leaving school, 2011/12 to 2013/14

Table 2.1 Positive initial destinations (3 months after leaving school) among looked after leavers and all school leavers, 2011/12 to 2013/14

Table 2.2 Positive follow-up destinations (9 months after leaving school) among looked after leavers and all school leavers, 2011/12 to 2013/14

Additional data on Post-school destinations

Table 2.3 Positive initial and follow-up destinations among looked after school leavers by local authority, 2013/14

Table 2.4 Positive initial and follow-up destinations among looked after school leavers with one placement, by placement type, 2013/14

Outcomes for young people looked after for part of the year

Table 3.1 Percentage of all school leavers looked after for part of the year achieving different levels of attainment, 2012/13 to 2013/14

Table 3.2 Percentage of school leavers who were looked after for part of the year by follow up destination, for all school leavers and those who were looked after children, 2012/13 to 2013/14

Background notes

Illustration 4 Looked after school leavers – proportion looked after for full year and part of year

Table 4.1 Scottish Candidate Numbers (SCNs) provided and imputed from previous years' data, by local authority, 2013/14

An Official Statistics publication for Scotland

Official and National Statistics are produced to high professional standards set out in the Code of Practice for Official Statistics. Both undergo regular quality assurance reviews to ensure that they meet customer needs and are produced free from any political interference.

Correspondence and enquiries

For enquiries about this publication please contact:

Ian Volante,
Children and Families Analysis,
Telephone: (0131) 244 4883,
e-mail: children.statistics@scotland.gsi.gov.uk

For general enquiries about Scottish Government statistics please contact:

Office of the Chief Statistician, Telephone: 0131 244 0442,
e-mail: statistics.enquiries@scotland.gsi.gov.uk

How to access background or source data

The data collected for this <statistical bulletin / social research publication>:

- are available in more detail through Scottish Neighbourhood Statistics
- are available via an alternative route <specify or delete this text>
- may be made available on request, subject to consideration of legal and ethical factors. Please contact <email address> for further information.
- cannot be made available by Scottish Government for further analysis as Scottish Government is not the data controller.

Complaints and suggestions

If you are not satisfied with our service or have any comments or suggestions, please write to the Chief Statistician, 3WR, St Andrews House, Edinburgh, EH1 3DG, Telephone: (0131) 244 0302, e-mail statistics.enquiries@scotland.gsi.gov.uk.

If you would like to be consulted about statistical collections or receive notification of publications, please register your interest at www.gov.scot/scotstat
Details of forthcoming publications can be found at www.gov.scot/statistics

ISBN: 978-1-78544-471-5 (web only)

Crown Copyright

You may use or re-use this information (not including logos) free of charge in any format or medium, under the terms of the Open Government Licence. See: www.nationalarchives.gov.uk/doc/open-government-licence/