

# FE CHOICES

LEARNERS



2014

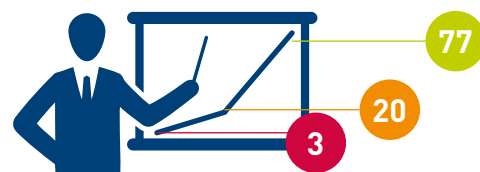


EMPLOYERS

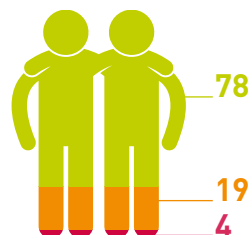
Overall rating of providers %




Quality of teaching %



Support given on the course %



Quality of information given to inform choice of course %



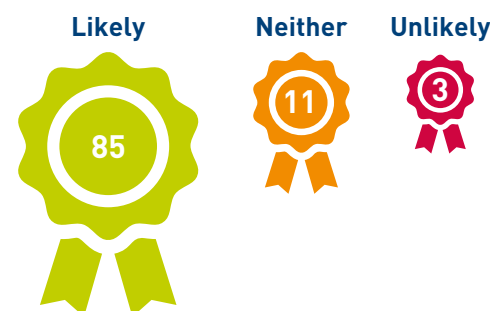
Advice on options after completing course %



Staff listening to views of learners %



Would recommend training provider %



RATINGS OUT OF 10



The FE Choices Learner and Employer Satisfaction Surveys collect learner's and employer's ratings on their college or training provider. Over 370,000 learners and 52,000 employers across England took part in the 2014 surveys. Participating employers and learners were in receipt of Skills Funding Agency funded learning or training.

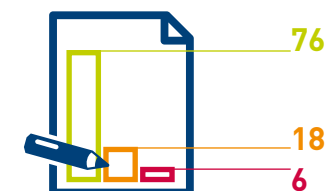
This infographic presents national-level findings from the surveys. To view and compare findings for a specific college or training organisation, enter FE Choices in your browser or go to <http://fechoices.skillsfundingagency.bis.gov.uk>



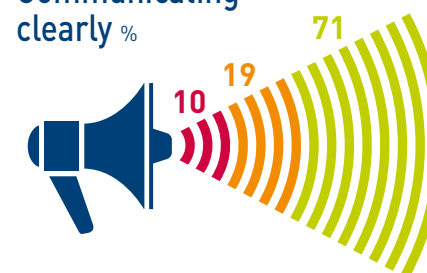
Overall satisfaction with quality of training %



Offering training and assessment in a flexible way %



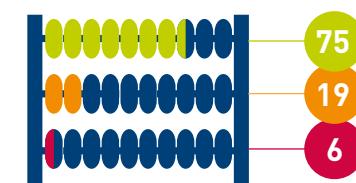
Communicating clearly %



Delivering training that reflects up-to-date industry practices %



Benefits of the training to employer %



Would recommend training provider %

