

# Training for Success and Programme-Led Apprenticeships Leavers Survey

September 2014

## TABLE OF CONTENTS

Section	Page
<b><u>SUMMARY</u></b>	<b>3</b>
<b><u>INTRODUCTION</u></b>	<b>4</b>
Background and Objectives	4
Methodology	4
<b><u>MAIN RESULTS</u></b>	<b>6</b>
About the Respondents	6
Highest Level of Qualification	9
Early Leavers and Reasons for Leaving	10
Status on Leaving	11
Current Situation	12
After Training	13
Views on Training Programmes	14
<b>Analyses by Current Situation</b>	<b>16</b>
<b><u>STATISTICAL TABLES</u></b>	<b>20</b>
Section 1: Main Questions	21
Section 2: Analyses by Current Situation	46

## SUMMARY

In April 2014, the Department for Employment and Learning carried out a postal survey of leavers from the Training for Success and Programme-Led Apprenticeships programmes.

The purpose of the research was to inform the Department about the experiences of participants in these training programmes, their employment status, and their views on the training, and ultimately to inform development of the Department's training programme provision.

Almost 6,000 questionnaires were sent to past participants on these programmes, and a total of 242 completed questionnaires were received, representing a response rate of 4%. An achieved sample of this size is large enough to analyse, with typical confidence intervals of 5-6% (plus or minus) around the estimate.

The majority of respondents were male, aged 19-21 and of White ethnicity. Most respondents had undertaken Programme-Led Apprenticeships.

On entry to their training programme, the highest level of qualification achieved by most respondents was at GCSE. The majority of respondents did not leave their training programme early.

Around a quarter of respondents were employed on leaving their training programme, and just fewer than 40% were seeking employment. A greater proportion of respondents from Programme-Led Apprenticeships were employed on leaving compared to those from Training for Success strands.

Almost three-quarters of respondents across all training programmes reported that they were either satisfied or very satisfied with their training programme. Less than 20% of respondents reported that they were either dissatisfied or very dissatisfied with their training programme.

More than half of respondents stated that they thought the training programme which they undertook would help them to progress into employment in the future.

# INTRODUCTION

## BACKGROUND AND OBJECTIVES

The purpose of the research was to inform the Department about the experiences of past TfS and PLA participants, their employment status, and their views on the value or otherwise of the training undertaken, and ultimately to inform development of the Department's training programme provision.

The objectives of this research were therefore to:

- Gather information, by TfS strand and for PLA, on participant status at the point of leaving the programme (e.g. employed, on benefits, in education, not available for work due to caring responsibilities etc);
- Where appropriate, explore reasons for leaving the programme early;
- Gather information on the current status of participants;
- Gather details on their experiences of, and attitudes to, TfS and/or PLA as a whole, and to the various strands of TfS;
- Examine the extent to which TfS/PLA met the expectations of participants and to ascertain satisfaction levels;
- Gather information on participants' perception of the quality and appropriateness of the provision undertaken by them (programme strengths and areas for improvement).

## METHODOLOGY

As the total number of participants on TfS/PLA is relatively small, it was determined that it would be feasible to conduct this research on a full cohort of leavers from Training for Success and Programme-Led Apprenticeships for two full academic years. Therefore, no sampling methodologies were applied to the potential pool of respondents, and all leavers from TfS and PLA in 2011/12 and 2012/13 were surveyed. However, discussions with policy colleagues determined that it was important to gather the views and experiences of four distinct groups of participants;

- Those who left after completing the full duration of their programme having achieved their targeted qualification (Full-Term Achievers):
- Those who left after completing the full duration of their programme *not* having achieved their targeted qualification (Full-Term Non-Achievers):
- Those who left before completing the full duration of their programme having achieved their targeted qualification (Early Achievers):
- Those who left before completing the full duration of their programme *not* having achieved their targeted qualification (Early Non-Achievers):

Using data obtained from CMS, these four groups were also split into TfS and PLA leavers, and the academic year in which they left. Table 1 details all the groups that were to be surveyed and the number of participants in each group to whom questionnaires were sent.

<b>Table 1. Groupings Key for TfS/PLA Leavers Survey</b>		
		Total in Each Group
A	2011/12 TfS Early Achievers	197
B	2011/12 TfS Early Non-Achievers	0
C	2011/12 PLA Early Achievers	1,326
D	2011/12 PLA Early Non-Achievers	356
E	2011/12 TfS Full-Term Achievers	72
F	2011/12 TfS Full-Term Non-Achievers	31
G	2011/12 PLA Full-Term Achievers	76
H	2011/12 PLA Full-Term Non-Achievers	0
I	2012/13 TfS Early Achievers	320
J	2012/13 TfS Early Non-Achievers	421
K	2012/13 PLA Early Achievers	2,378
L	2012/13 PLA Early Non-Achievers	387
M	2012/13 TfS Full-Term Achievers	179
N	2012/13 TfS Full-Term Non-Achievers	53
O	2012/13 PLA Full-Term Achievers	101
P	2012/13 PLA Full-Term Non-Achievers	0
<b>Total</b>		<b>5,897</b>

For several reasons, including cost and data confidentiality issues, and due to the high numbers of potential respondents, it was decided to carry out a postal survey and to administer this survey in-house within the Department for Employment and Learning.

Postal questionnaires were sent to past participants who had left the programme(s), based on the participant's personal details including address, and the date on which they had left their training programme, as recorded on CMS. To enable us to analyse responses from specific groups, each questionnaire was marked with a letter indicating from which group that response had been obtained. Otherwise the questionnaires were anonymous. However, each questionnaire was accompanied by a card which the respondent was asked to return to the Department to indicate if they would be willing to participate in further research by way of an in-depth interview or focus group.

Statistical staff in Research and Evaluation Branch worked closely with colleagues in Training Programmes Branch and Supplier Services Branch to devise the questionnaire to be used, a copy of which is attached at Annex A.

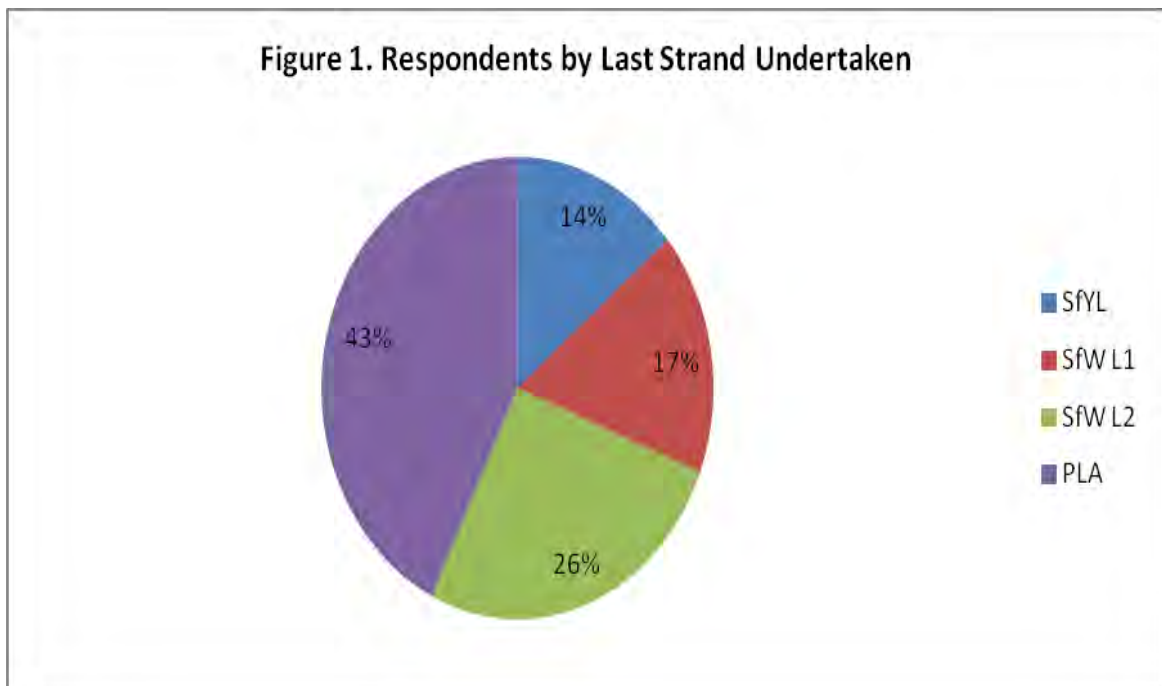
## MAIN RESULTS

A total of 242 completed questionnaires were received, representing a response rate of 4%. An achieved sample of this size is large enough to analyse, with typical confidence intervals of 5-6% (plus or minus) around the estimate. However, some percentages should be interpreted with caution as they are based on very small numbers.

### (i) About the Respondents

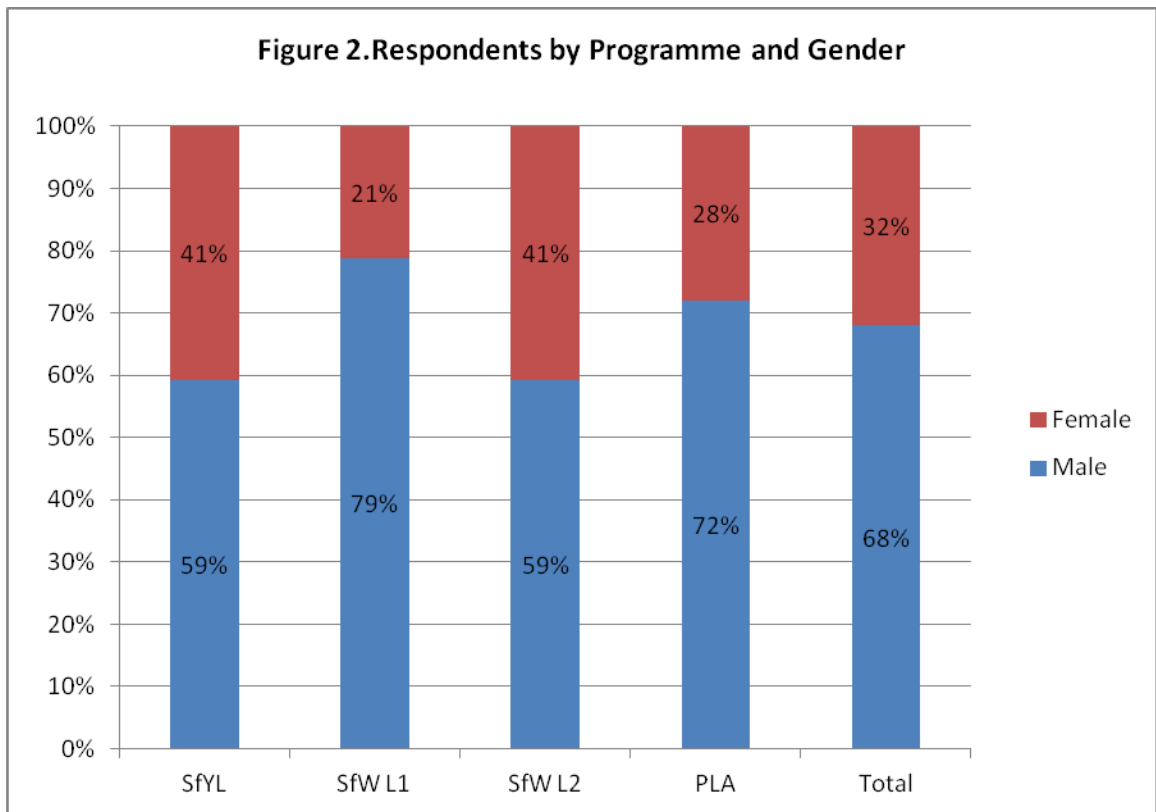
Table 2 provides details of the respondent's gender, age group, marital status, disability status, ethnicity and the last strand/programme in which they participated.

For most respondents (43%), Programme-Led Apprenticeship was the last strand which they had undertaken, but a substantial minority had undertaken Skills for Work Levels 2 as their last strand (Figure 1).

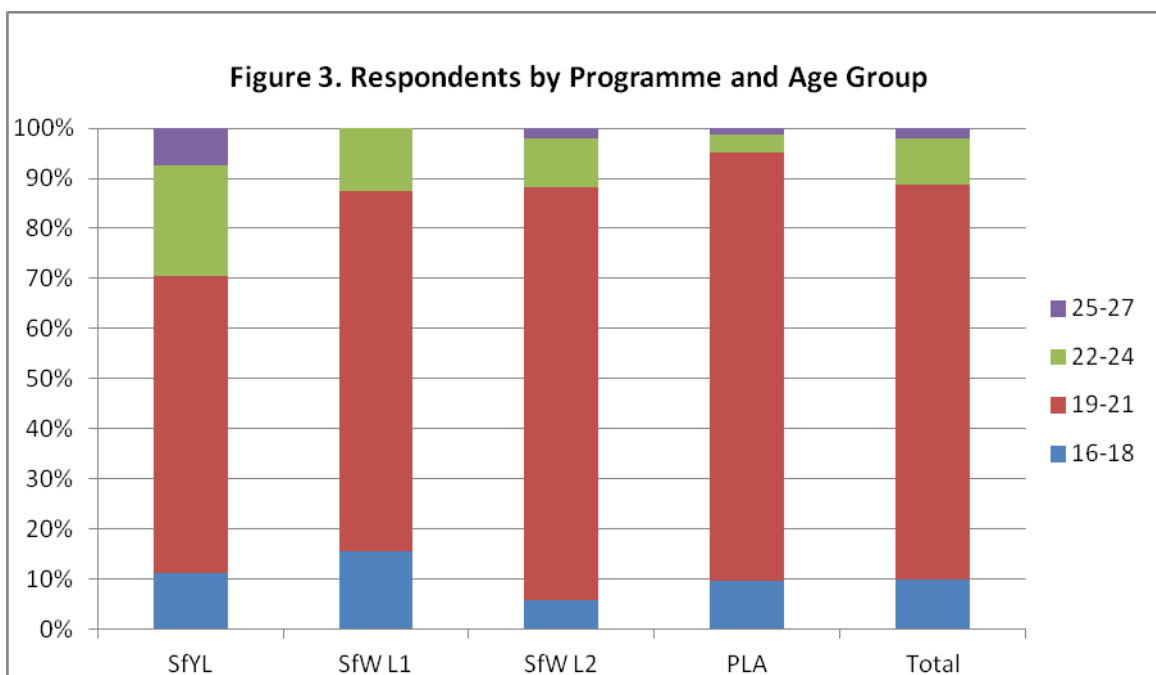


<b>Table 2. Main Characteristics of Respondents by Programme/Strand</b>					
	TfS Skills for Your Life	TfS Skills for Work Level 1	TfS Skills for Work Level 2	PLA	All <sup>(1)</sup>
Last strand	27	33	51	83	242
Male	16	26	29	59	166
Female	11	7	20	23	73
Total	27	33	49	82	239
16-18	3	5	3	8	22
19-21	16	23	42	71	193
22-24	6	4	5	3	22
25-27	2	0	1	1	4
28-30	0	0	0	0	0
Total	27	32	51	83	241
Single	25	32	48	81	234
Married	1	0	1	0	2
Divorced	0	0	1	0	1
Separated	0	0	0	0	0
Widowed	0	0	0	0	0
Living with Partner	1	1	1	2	5
Total	27	33	51	83	242
Disabled	14	9	8	9	54
Not Disabled	13	22	42	74	185
Total	27	31	50	83	239
White	26	33	49	83	238
Irish Traveller	0	0	0	0	0
Black-African	0	0	0	0	0
Black-Caribbean	0	0	0	0	0
Black-Other	1	0	0	0	1
Indian	0	0	0	0	0
pakistani	0	0	0	0	0
Bangladeshi	0	0	0	0	0
Chinese	0	0	0	0	1
Other Asian	0	0	0	0	0
Mixed	0	0	2	0	2
Other	0	0	0	0	0
Total	27	33	51	83	242
<sup>(1)</sup> Includes those respondents who did not provide details of the last strand/programme in which they participated					

The majority of all respondents were male, and this was reflected across all programmes (Figure 2).



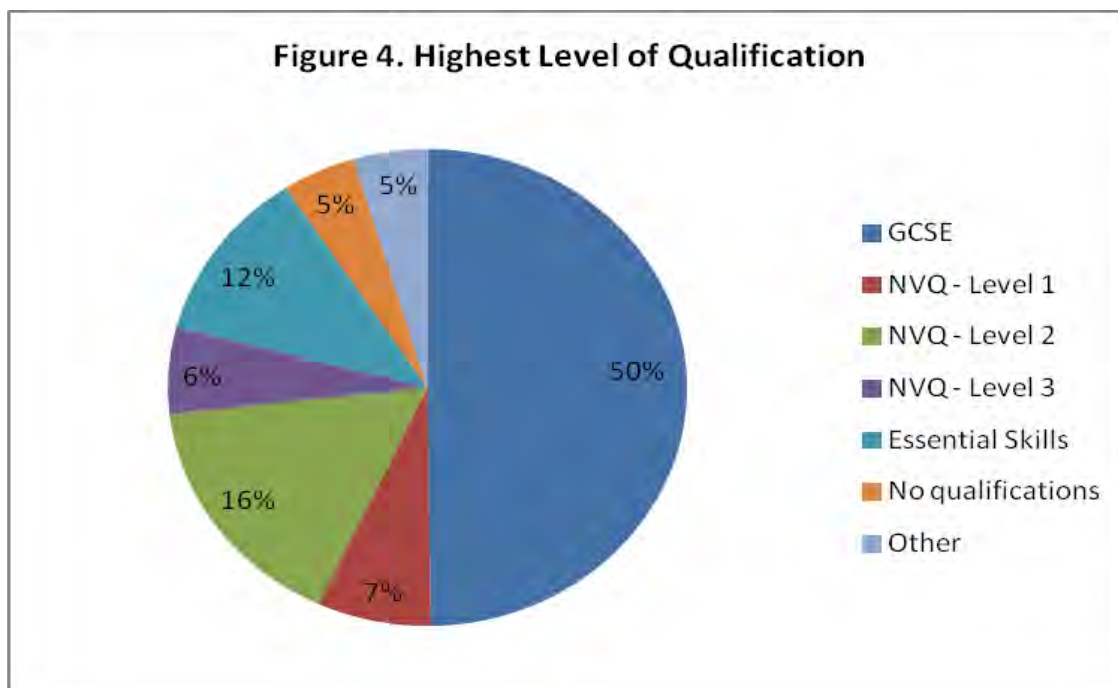
Across all respondents, the majority were aged 19-21, with only a small number aged over 25 (Figure 3). This is expected given the age profile of those participants on programme.





## (ii) Highest Level of Qualification

Across all programmes, half of all respondents reported that GCSE was the highest level of qualification that they had attained before entering their training programme. A substantial proportion (16%) had achieved an NVQ Level 2. Only 5% of respondents reported that they had attained no qualifications before entering their programme.



Among participants whose last strand before leaving was Skills for Your Life, just over a half (52%) had achieved either a GCSE or NVQ Level 2 before starting their training programme, and only 4% had no qualifications before starting.

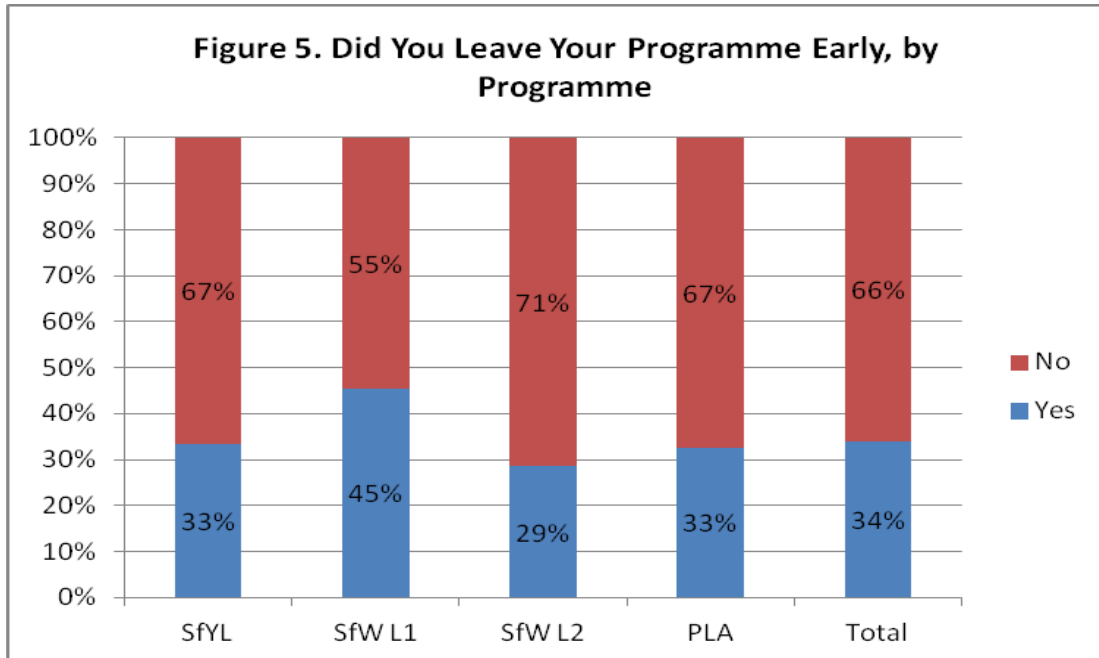
Among participants whose last strand before leaving was Skills for Work level 1, just over a quarter (26%) had achieved a GCSE before starting, and almost one-third had achieved an Essential Skills qualification. However, 16% of these participants had not achieved any qualifications before starting.

Among those participants whose last strand before leaving was Skills for Work level 2, the majority (55%) had achieved a GCSE before starting, almost one-third (31%) had achieved an NVQ Level 2, and only 2% had not achieved any qualifications before starting.

Of those participants whose last strand before leaving was PLA, 65% had achieved a GCSE before starting, 11% had achieved an NVQ Level 3, and only 2% had not achieved any qualifications before starting their training programme.

### (iii) Early Leavers and Reasons for Leaving

Across all programmes, most respondents (66%) stated that they had not left their programme early, and this proportion was more or less reflected in individual programmes.



Among participants whose last strand before leaving was Skills for Your Life or PLA, over two-thirds (67%) had not left their programme early, whereas 55% of leavers from Skills for Work Level 1 had not left early, and 71% of leavers from Skills for Work Level 2 had not left early.

Of those respondents who had left their training programme early, just over one-third (34%) cited family/personal reasons as the main reason for leaving early, and only 15% said that they left early because they had gained employment. A small percentage of all respondents (11%) had moved to further education, and only 3% of all early leavers had left to take up an apprenticeship.

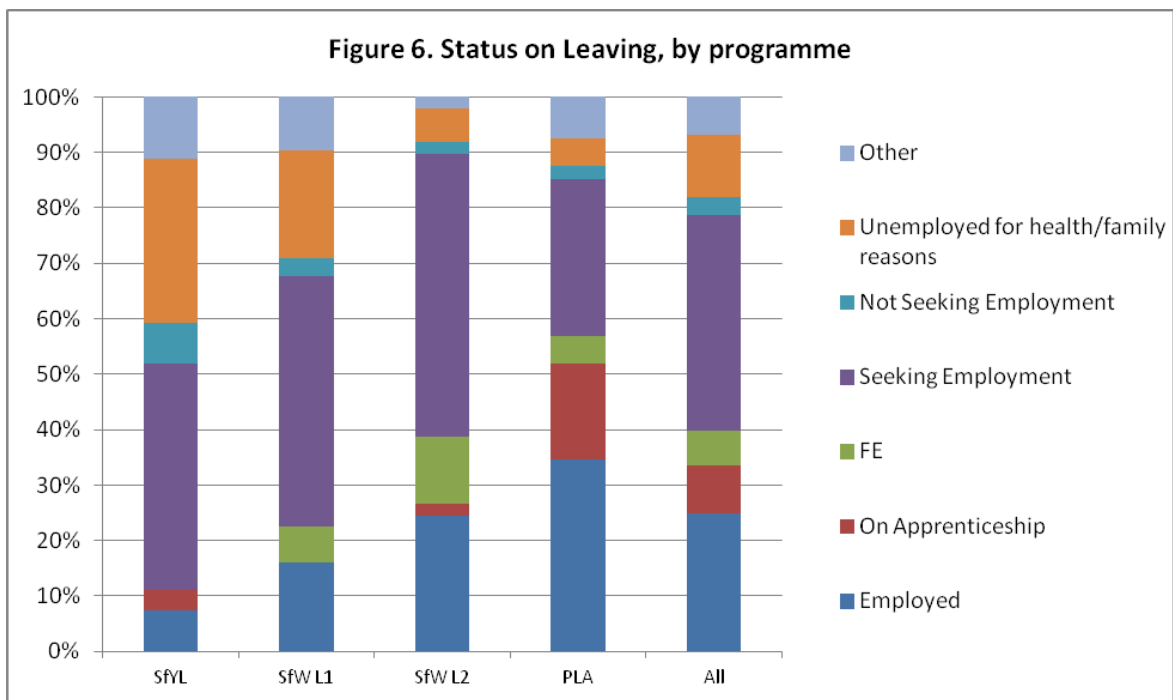
These proportions are not reflected in leavers from individual programmes. For example, 63% of leavers from Skills for Your Life cited family/personal reasons for leaving early, although 13% of these respondents had moved to an apprenticeship. None of these leavers had left because they gained employment.

Of early leavers from Skills for Work Level 1, 40% left for family/personal reasons and 27% because they had gained employment. Similarly, of early leavers from Skills for Work Level 2, 40% left for family/personal reasons and 20% because they had gained employment. No early leavers from Skills for Work Level 1 or 2 had left to take up an apprenticeship.

Of the PLA early leavers, 18% stated that it was because they had gained employment and 22% had moved to further education. Only 14% of PLA early leavers left for family/personal reasons and 7% had moved to an apprenticeship.

#### (iv) Status on Leaving

Across all programmes, 41% of respondents stated that their status on leaving was that they were unemployed but seeking work, and 24% were employed. Just over 10% were unemployed due to family or health reasons. 8% of leavers were on an apprenticeship and 6% had moved to further education.



Of leavers from Skills for Your Life, 71% were either unemployed and seeking work or unemployed due to health or family reasons. Only 7% were employed and 4% had moved to an apprenticeship.

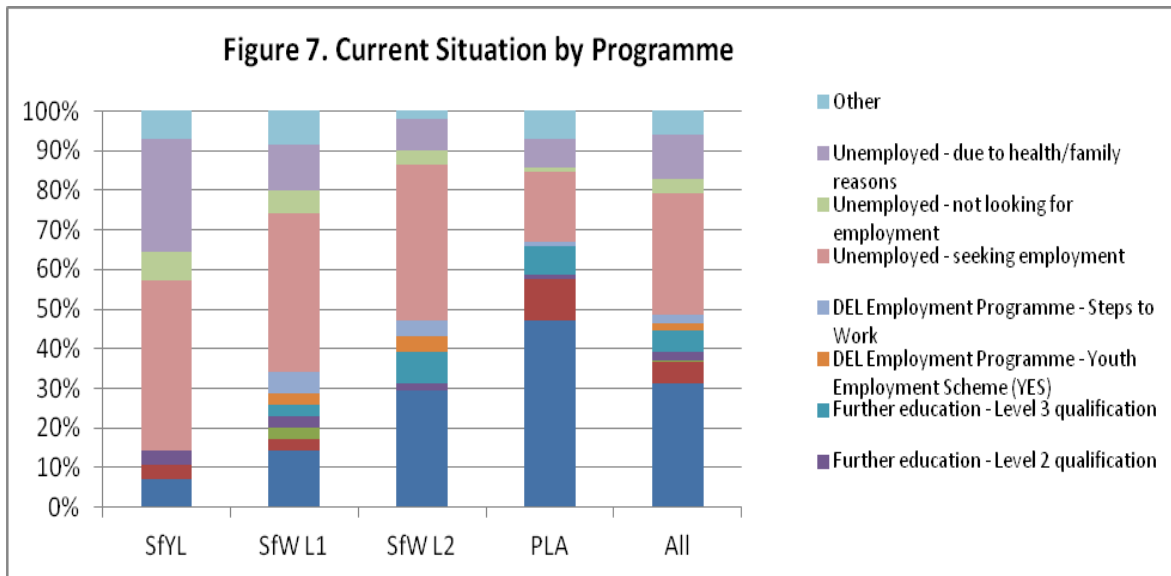
Of leavers from Skills for Work Level 1, 64% were either unemployed and seeking work or unemployed due to health or family reasons. Only 16% were employed and none had moved to an apprenticeship.

Of leavers from Skills for Work Level 2, just under one-quarter (24%) were employed on leaving the programme, and 51% were unemployed but seeking work. 2% had moved to an apprenticeship and 12% had moved to further education.

Over one-third (35%) of leavers from PLA were employed on leaving the programme, and a substantial minority (17%) had taken up an apprenticeship. 28% of PLA leavers were unemployed but seeking employment on leaving the programme.

## (v) Current Situation

Just under one-third of respondents (30%) were employed at the time of the survey. A slightly higher percentage (33%) was unemployed but seeking work. Only 5% of leavers were on an apprenticeship, and 11% were unemployed due to health or family reasons.



Of leavers from Skills for Your Life, almost three-quarters (72%) were either unemployed and seeking work, or unemployed due to health or family reasons. Only 7% were employed and 4% had moved to an apprenticeship.

Of leavers from Skills for Work Level 1, a substantial proportion (40%) was unemployed and seeking work at the time of the survey, and 11% were unemployed due to health or family reasons. Only 14% were employed and 3% had moved to an apprenticeship.

Over a quarter (29%) of leavers from Skills for Work level 2 were employed at the time of the survey, and 39% were unemployed but seeking work. None had moved to an apprenticeship but 10% had moved to further education at either Level 2 or Level 3.

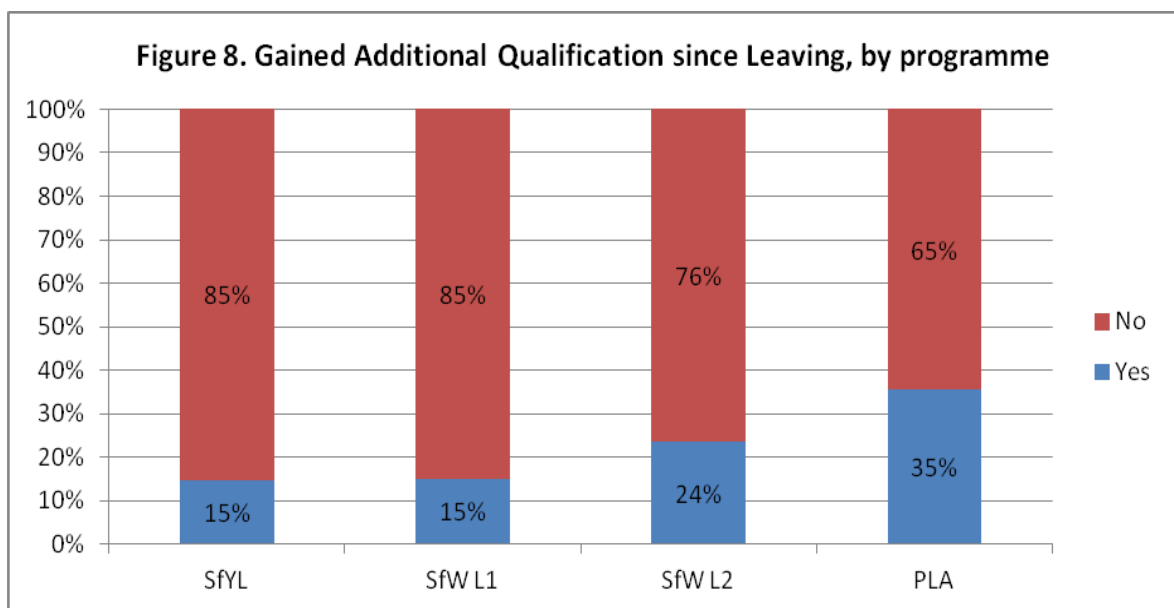
Almost half (47%) of leavers from PLA were employed at the time of the survey, and 11% were on an apprenticeship. A substantial minority (18%) was unemployed but seeking employment. Only a small proportion (8%) was undertaking further education.

The majority of respondents across all programmes (55%) stated that their current job/apprenticeship/further education was not related to the qualifications that they had gained on their training programme. However this pattern was not repeated across different training programmes. For example, 67% of leavers from Skills for Your Life stated that their current job/apprenticeship/further education was related to the qualifications that they had gained on their training programme, but 60% of leavers from Skills for Work Level 1, and 57% of leavers from Skills for Work Level 2, were in a job, apprenticeship or training that was unrelated to the qualifications that they had gained on their training programme.

Among leavers from PLA, there was almost a 50/50 split between those who were and were not in a job or apprenticeship related to the qualifications gained.

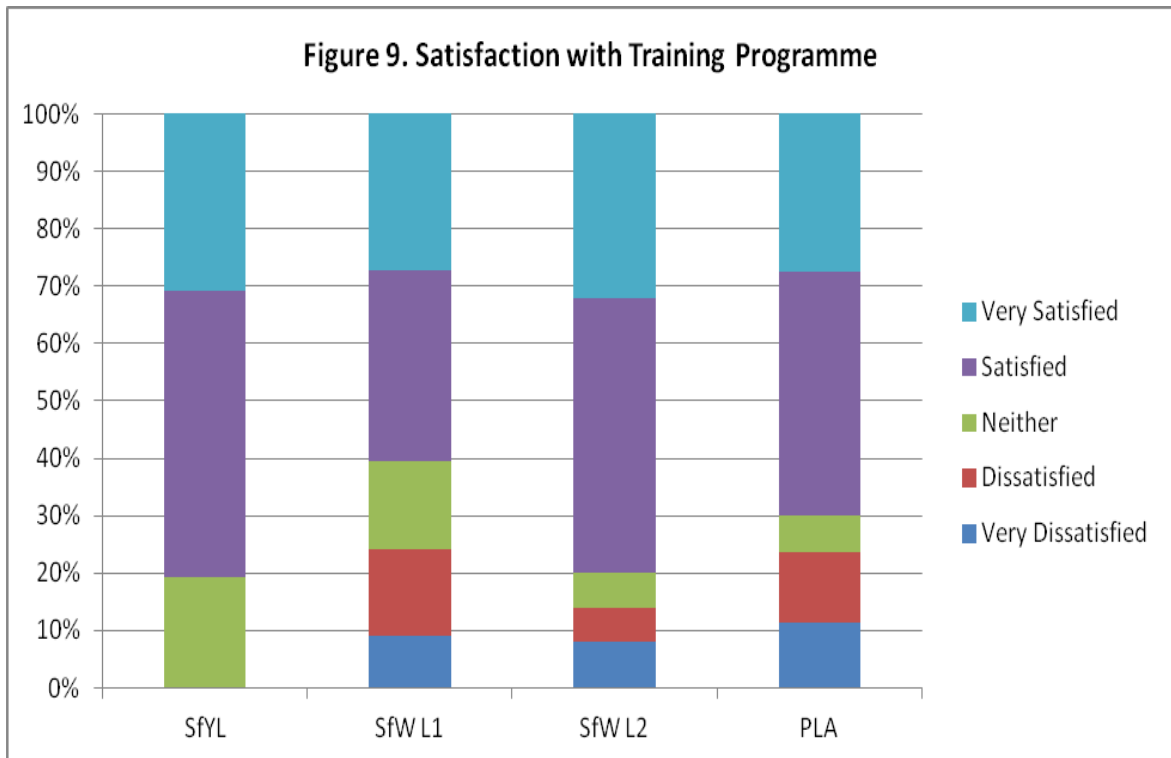
### (vi) After Training

Across all programmes, three-quarters of respondents (75%) had not gone on to gain more qualifications since leaving their programme, and similar results were reported by leavers from specific programmes. For example, 85% of leavers from Skills for Your Life, and the same proportion of leavers from Skills for Work Level 1, had not gained any additional qualifications since leaving. Just over three-quarters (76%) of leavers from Skills for Work Level 2, and 65% of leavers from PLA, had not gained additional qualifications since leaving.



## (vii) Views on Training Programmes

Across all training programmes, participants' views on their training were positive. For example, 81% of Skills for Your Life respondents stated that they were either satisfied or very satisfied with their experience of their training programme, while 80% of Skills for Work Level 2 respondents also that they were either satisfied or very satisfied with their experience.



There were however differing views on whether their training programme had helped participants to progress into employment, with 39% either disagreeing or strongly disagreeing, and the same proportion agreeing or strongly agreeing.

However the majority (56%) of those surveyed agreed or strongly agreed that the training will help them to progress to employment in the future, and 49% agreed or strongly agreed that it will help them progress to further training in the future.

Overall, the majority (70%) of leavers from all training programmes were satisfied or very satisfied with their experience of their training programme. These views were also reflected within specific training programmes. For example, 60% of leavers from Skills for Work level 1 were either satisfied or very satisfied, and 71% of PLA leavers were either satisfied or very satisfied.

In terms of satisfaction with specific elements of training, 70% of leavers from Skills for Your Life agreed or strongly agreed that their training had addressed both their personal and social development needs and 62% agreed or strongly agreed that their training had developed their occupational skills.

Among leavers from PLA, 72% agreed or strongly agreed that the training programme had developed their occupational skills, and 76% agreed or strongly agreed that the training programme had developed their employability skills.

Skills for Your Life leavers were more ambivalent in their views. While 40% agreed or strongly agreed that the programme helped them to progress into employment, 30% disagreed or strongly disagreed, and 30% neither agreed nor disagreed. Although 48% of these leavers also agreed or strongly agreed that the programme would help them to progress to employment in the future, 33% neither agreed nor disagreed.

Of leavers from Skills for Work Level 1, 50% disagreed or strongly disagreed that the programme helped them to progress into employment, but 53% agreed or strongly agreed that it would help them to progress into employment in the future, and the same proportion agreed or strongly agreed that it would help them to progress into further training in the future.

Of leavers from Skills for Work Level 2, 65% agreed or strongly agreed that the programme would help them to progress into employment in the future, and 51% agreed or strongly agreed that it would help them to progress to further training in the future.

Of leavers from PLA, 49% agreed or strongly agreed that the programme helped them into employment, while 62% agreed or strongly agreed that the programme would help them to progress into employment in the future, and 53% agreed or strongly agreed that it would help them to progress to further training in the future.

Respondents were asked to list the things that they thought were best about the programme, and also the things that they thought were worst. The main themes that emerged in analysis of these questions were that respondents valued actually learning and developing new skills, the experience of meeting new people and making new friends, and commented favourably on their tutors.

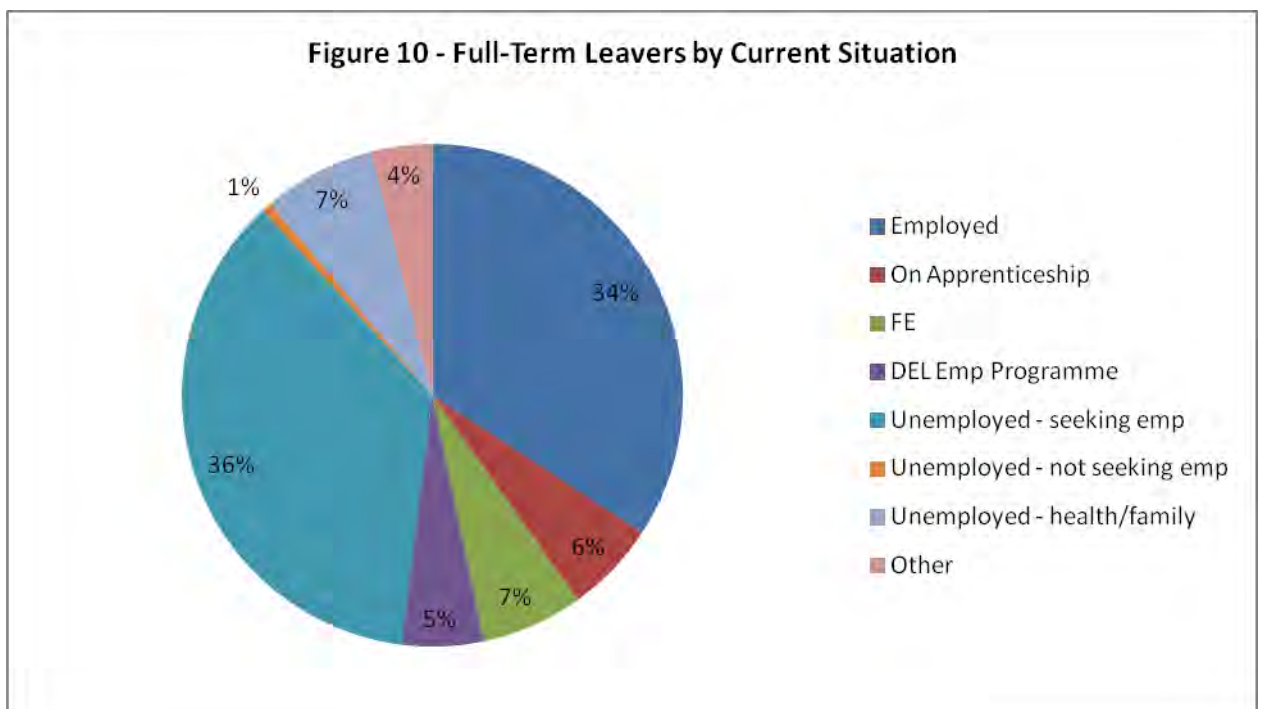
In terms of what respondents did not like about their training, some respondents also mentioned that they did not like their tutors, the amount of travel/training allowances, the length of the course and hours required, and that there was too much written and not enough practical work involved in their course.

## Analyses by Current Situation

Respondents' answers to the survey questions were further analysed according to their current situation at the time of the survey e.g. employed, on an apprenticeship, unemployed etc.

Of those who were employed, the majority (64%) had achieved GCSEs as their highest level of qualification before starting their training programme. Of those who were unemployed but seeking employment, 41% had achieved GCSEs and 15% had achieved an Essential Skills qualification.

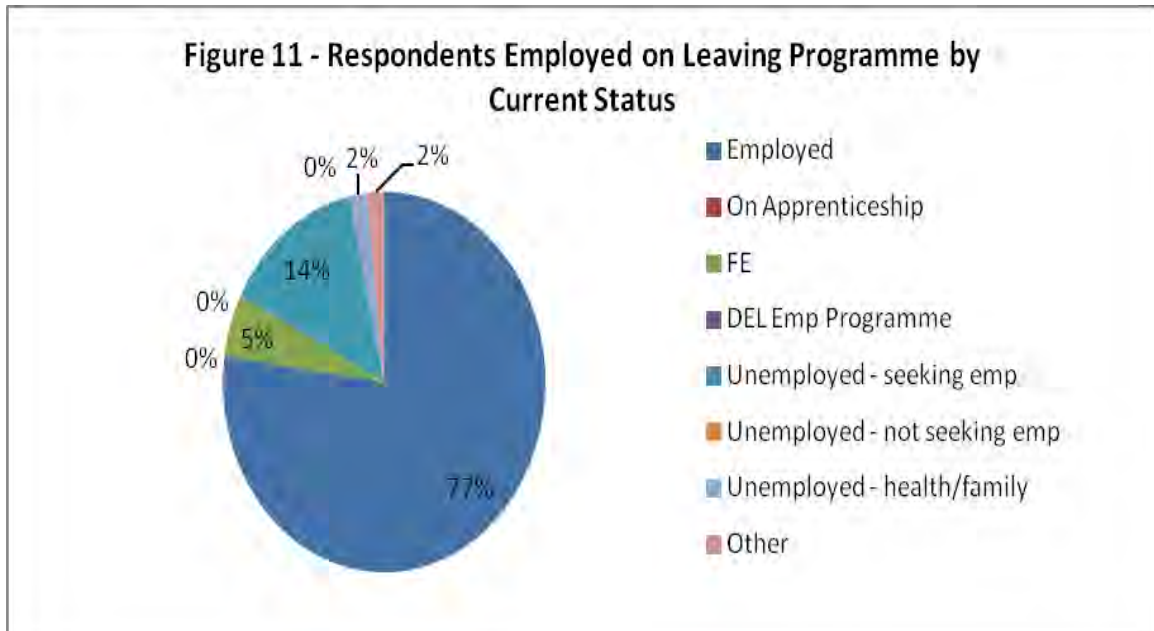
Of those respondents who had not left training early (i.e. full-term leavers), over one-third (34%) were employed and a slightly higher percentage (36%) were unemployed but seeking employment (Figure 10).



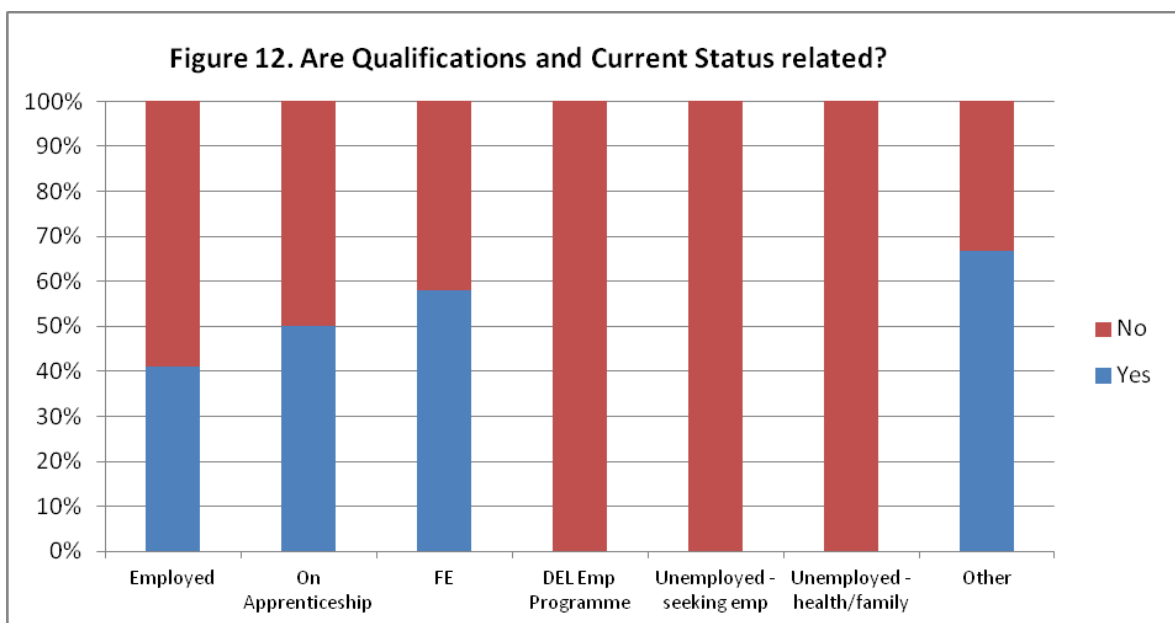
Of those who left their programme early because they gained employment, less than one-third (30%) were still employed at the time of the survey, 27% were in Further Education, 19% were unemployed but seeking employment, and none were unemployed and not seeking employment or unemployed for health/family reasons.



Of those whose status on leaving their training programme was “Employed”, 77% were still employed at the time of the survey, 14% had become unemployed but were seeking employment, and none were unemployed and not seeking employment (Figure 11).

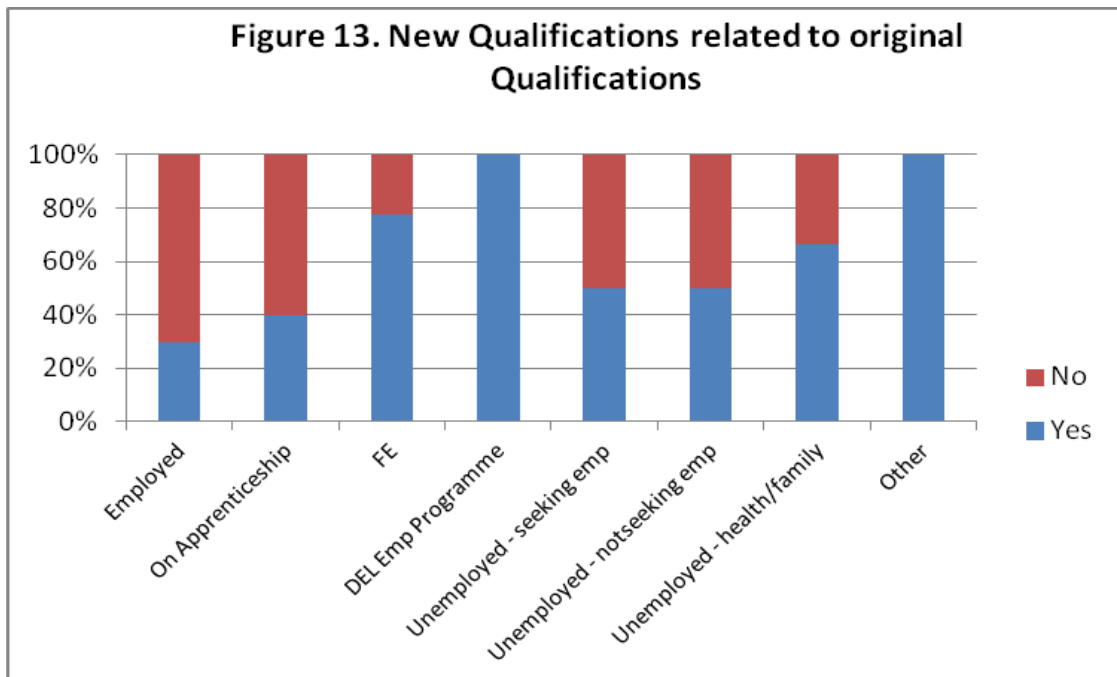


Almost 60% of those who were employed at the time of the survey said that their current job or apprenticeship was not related to the qualification they had gained while on the programme. Of those who were on an apprenticeship, the split between those for whom it was related to the qualifications they had gained and for whom it was not was 50/50 (Figure 12).

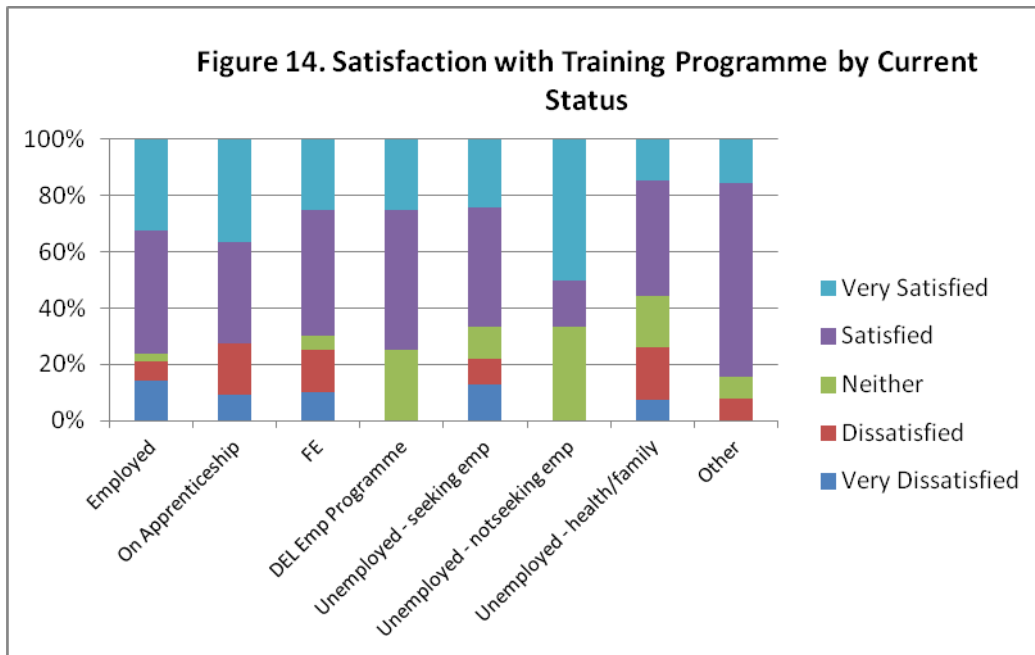


Respondents were asked if they had gained any further qualifications since leaving their training programme. Of those who were employed, 73% had not gained further qualifications, and 83% of those who were on a DEL Employment Programme had not gained further qualifications. However, of those respondents who were on an apprenticeship at the time of the survey, 56% had gained further qualifications.

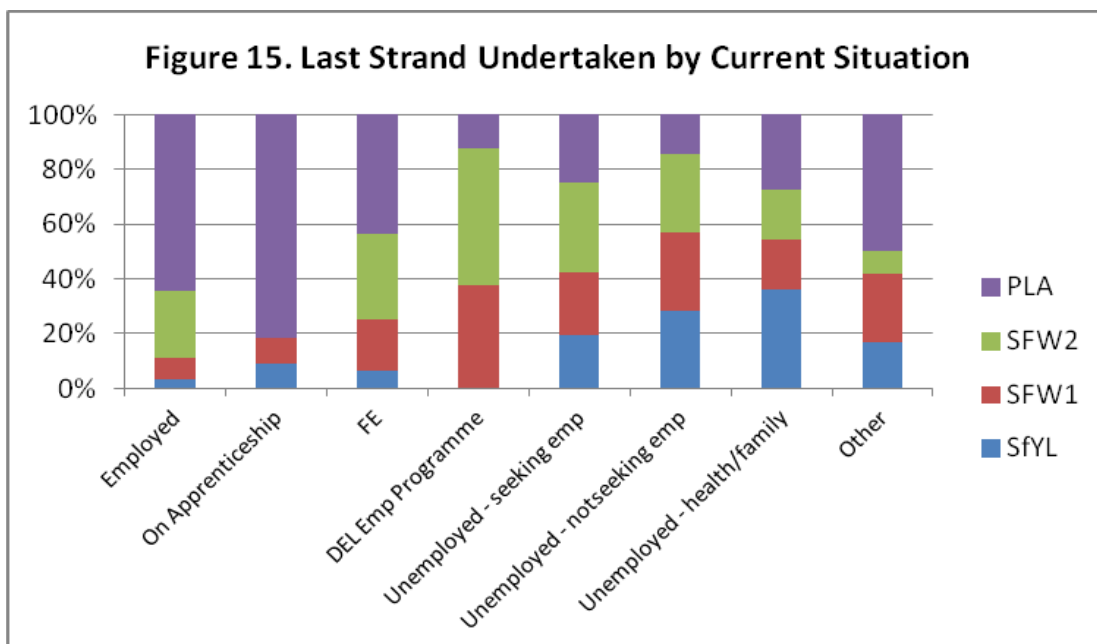
Of those who were employed at the time of the survey, 70% stated that their new qualifications were not related to qualifications that they had gained on their original training programme. Similarly, 60% of those on an apprenticeship had gained qualifications which were not related to those that they had gained on their original training programme (Figure 13).



Respondents were asked about their overall satisfaction with their training programme. Of those who were employed at the time of the survey, over three-quarters (76%) stated that they were either satisfied or very satisfied with their experience of their training programme, and similar proportions were reported among those who were on an apprenticeship (73%) or a DEL Employment Programme (75%) at the time of the survey (Figure 14).



Analysis of respondents' current situation by their last strand that they had undertaken showed that almost 50% of PLA leavers were employed at the time of the survey, 11% were on an apprenticeship, 9% were in Further Education or a DEL Employment Programme and 18% were unemployed but seeking employment. In contrast, around 40% of leavers from all strands of TFS were unemployed but seeking employment (Figure 15).



## STATISTICAL TABLES

### Section 1: Main Questions

<a href="#">Tables 1.1a-1.1q</a>	Main Questions for All Respondents
<a href="#">Tables 1.2a-1.2q</a>	Main Questions for TfS Skills for Your Life Respondents
<a href="#">Tables 1.3a-1.3q</a>	Main Questions for TfS Skills for Work Level 1 Respondents
<a href="#">Tables 1.4a-1.4q</a>	Main Questions for TfS Skills for Work Level 2 Respondents
<a href="#">Tables 1.5a-1.5q</a>	Main Questions for PLA Respondents

### Section 2: Analyses by Current Situation

<a href="#">Table 2.1</a>	Highest Qualification on Entry by Current Situation
<a href="#">Table 2.2</a>	Early Leavers by Current Situation
<a href="#">Table 2.3</a>	Reasons for Leaving by Current Situation
<a href="#">Table 2.4</a>	Status on Leaving by Current Situation
<a href="#">Table 2.5</a>	Relationship between Qualifications Gained and Current Situation
<a href="#">Table 2.6</a>	Further Qualifications Gained by Current Situation
<a href="#">Table 2.7</a>	New Qualifications by Current Situation
<a href="#">Table 2.8</a>	Views on Training Programme by Current Situation
<a href="#">Table 2.9</a>	Further Views on Training Programme by Current Situation
<a href="#">Table 2.10</a>	Satisfaction with Training Programme by Current Situation
<a href="#">Table 2.11</a>	Last Strand Undertaken by Current Situation
<a href="#">Table 2.12</a>	Gender by Current Situation
<a href="#">Table 2.13</a>	Age Group by Current Situation
<a href="#">Table 2.14</a>	Marital Status by Current Situation
<a href="#">Table 2.15</a>	Disability Status by Current Situation
<a href="#">Table 2.16</a>	Ethnicity Status by Current Situation

## Section 1: Main Questions

### Tables 1.1a to 1.1q Main Questions for All Respondents

		Number	%
1.1a What was your highest level of qualification before you started your training programme?	GCSE	119	50%
	NVQ - Level 1	17	7%
	NVQ - Level 2	39	16%
	NVQ - Level 3	14	6%
	Essential Skills	28	12%
	No qualifications	11	5%
	Other	11	5%
	<b>Total</b>	<b>239</b>	<b>100%</b>

		Number	%
1.1b Did you leave your training programme early?	Yes	90	38%
	No	150	63%
	<b>Total</b>	<b>240</b>	<b>100%</b>

		Number	%
1.1c Please tell us why you left the programme early	Gained employment	14	15%
	Moved to an apprenticeship	3	3%
	Moved to further education	10	11%
	Quality of teaching	3	3%
	Assigned to wrong level of programme	1	1%
	Mix of work/life skills	4	4%
	Personal/family reasons	31	34%
	Other	25	27%
	<b>Total</b>	<b>91</b>	<b>100%</b>

		Number	%
1.1d What was your status on leaving the programme?	Employed	56	24%
	On an apprenticeship	18	8%
	Moved to further education	13	6%
	Unemployed - seeking employment	94	41%
	Unemployed - not looking for employment	8	3%
	Unemployed - due to health/family reasons	26	11%
	Other	17	7%
	<b>Total</b>	<b>232</b>	<b>100%</b>

		Number	%
<b>1.1e What is your situation now?</b>	Employed	73	30%
	On an apprenticeship	12	5%
	Further education - Level 1 qualification	2	1%
	Further education - Level 2 qualification	6	2%
	Further education - Level 3 qualification	13	5%
	DEL Employment Programme - Youth Employment Scheme (YES)	4	2%
	DEL Employment Programme - Steps to Work	8	3%
	Unemployed - seeking employment	82	33%
	Unemployed - not looking for employment	7	3%
	Unemployed - due to health/family reasons	27	11%
	Other	14	6%
	<b>Total</b>	<b>248</b>	<b>100%</b>

		Number	%
<b>1.1f Is your current job/apprenticeship/further education related to the qualifications you gained on the training programme?</b>	Yes	50	45%
	No	61	55%
	<b>Total</b>	<b>111</b>	<b>100%</b>

		Number	%
<b>1.1g Have you gained any more qualifications since leaving the training programme?</b>	Yes	59	25%
	No	176	75%
	<b>Total</b>	<b>235</b>	<b>100%</b>

		Number	%
<b>1.1h Is your new qualification(s) related to the qualifications you gained on the training programme?</b>	Yes	28	49%
	No	29	51%
	<b>Total</b>	<b>57</b>	<b>100%</b>

1.1i How much do you agree/disagree with each of these statements? The training programme provided me with training that...		Number	%
...addressed my personal development needs	Strongly disagree	18	8%
	Disagree	27	11%
	Neither agree nor disagree	48	20%
	Agree	120	51%
	Strongly agree	23	10%
	<b>Total</b>	<b>236</b>	<b>100%</b>
...addressed my social development needs	Strongly disagree	18	8%
	Disagree	25	11%
	Neither agree nor disagree	56	24%
	Agree	113	48%
	Strongly agree	25	11%
	<b>Total</b>	<b>237</b>	<b>100%</b>
...developed my occupational skills	Strongly disagree	18	8%
	Disagree	19	8%
	Neither agree nor disagree	46	20%
	Agree	114	49%
	Strongly agree	36	15%
	<b>Total</b>	<b>233</b>	<b>100%</b>
...developed my employability skills	Strongly disagree	19	8%
	Disagree	24	10%
	Neither agree nor disagree	40	17%
	Agree	116	49%
	Strongly agree	36	15%
	<b>Total</b>	<b>235</b>	<b>100%</b>
...developed my written English	Strongly disagree	18	8%
	Disagree	33	14%
	Neither agree nor disagree	59	25%
	Agree	96	41%
	Strongly agree	30	13%
	<b>Total</b>	<b>236</b>	<b>100%</b>
...developed my Maths	Strongly disagree	18	8%
	Disagree	33	14%
	Neither agree nor disagree	63	27%
	Agree	94	40%
	Strongly agree	28	12%
	<b>Total</b>	<b>236</b>	<b>100%</b>
...developed my ICT	Strongly disagree	24	10%
	Disagree	27	11%
	Neither agree nor disagree	66	28%
	Agree	96	41%
	Strongly agree	23	10%
	<b>Total</b>	<b>236</b>	<b>100%</b>

<b>1.1j Overall, how much do you agree/disagree with these statements?</b>		<b>Number</b>	<b>%</b>
<b>The programme helped me to progress into employment</b>	Strongly disagree	38	16%
	Disagree	54	23%
	Neither agree nor disagree	52	22%
	Agree	63	27%
	Strongly agree	27	12%
	<b>Total</b>	<b>234</b>	<b>100%</b>
<b>The programme will help me to progress into employment in the future</b>	Strongly disagree	33	14%
	Disagree	26	11%
	Neither agree nor disagree	44	19%
	Agree	96	41%
	Strongly agree	36	15%
	<b>Total</b>	<b>235</b>	<b>100%</b>
<b>The programme helped me to progress to further training</b>	Strongly disagree	30	13%
	Disagree	48	21%
	Neither agree nor disagree	56	24%
	Agree	70	30%
	Strongly agree	29	12%
	<b>Total</b>	<b>233</b>	<b>100%</b>
<b>The programme will help me to progress to further training in the future</b>	Strongly disagree	28	12%
	Disagree	36	16%
	Neither agree nor disagree	55	24%
	Agree	83	36%
	Strongly agree	29	13%
	<b>Total</b>	<b>231</b>	<b>100%</b>

		<b>Number</b>	<b>%</b>
<b>1.1k Taking everything into consideration, how satisfied are you with your experience of your training programme?</b>	Very dissatisfied	24	10%
	Dissatisfied	23	10%
	Neither/Nor	22	9%
	Satisfied	101	43%
	Very satisfied	63	27%
	<b>Total</b>	<b>233</b>	<b>100%</b>

		<b>Number</b>	<b>%</b>
<b>1.1l What was the last strand you did before leaving the programme?</b>	Skills for Your Life	27	14%
	Skills for Work - Level 1	33	17%
	Skills for Work - Level 2	51	26%
	Programme Led Apprenticeship	83	43%
	<b>Total</b>	<b>194</b>	<b>100%</b>



		Number	%
<b>1.1m Please select your gender.</b>	Male	166	69%
	Female	73	31%
	<b>Total</b>	<b>239</b>	<b>100%</b>

		Number	%
<b>1.1n Please select your age.</b>	16 - 18 years	22	9%
	19 - 21 years	193	80%
	22 - 24 years	22	9%
	25 - 27 years	4	2%
	28 - 30 years	0	0%
	<b>Total</b>	<b>241</b>	<b>100%</b>

		Number	%
<b>1.1o Please select your marital status.</b>	Single	234	97%
	Married	2	1%
	Divorced	1	0%
	Separated	0	0%
	Widowed	0	0%
	Living with partner	5	2%
	<b>Total</b>	<b>242</b>	<b>100%</b>

		Number	%
<b>1.1p Do you consider yourself to have any disabilities?</b>	Yes	54	23%
	No	185	77%
	<b>Total</b>	<b>239</b>	<b>100%</b>

		Number	%
<b>1.1q What is your ethnicity?</b>	White	238	98%
	Irish Traveller	0	0%
	Black - African	0	0%
	Black - Carribean	0	0%
	Black - Other	1	%
	Indian	0	0%
	Pakistani	0	0%
	Bangladeshi	0	0%
	Chinese	1	%
	Other Asian	0	0%
	Mixed	2	1%
	Other	0	0%
	<b>Total</b>	<b>242</b>	<b>100%</b>

**Tables 1.2a-1.2q**

**Main Questions for TfS Skills for Your Life Respondents**

		<b>Number</b>	<b>%</b>
<b>1.2a What was your highest level of qualification before you started your training programme?</b>	GCSE	7	26%
	NVQ - Level 1	5	19%
	NVQ - Level 2	7	26%
	NVQ - Level 3	0	0%
	Essential Skills	6	22%
	No qualifications	1	4%
	Other	1	4%
	<b>Total</b>	<b>27</b>	<b>100%</b>

		<b>Number</b>	<b>%</b>
<b>1.2b Did you leave your training programme early?</b>	Yes	9	33%
	No	18	67%
	<b>Total</b>	<b>27</b>	<b>100%</b>

		<b>Number</b>	<b>%</b>
<b>1.2c Please tell us why you left the programme early</b>	Gained employment	0	0%
	Moved to an apprenticeship	1	13%
	Moved to further education	0	0%
	Quality of teaching	0	0%
	Assigned to wrong level of programme	0	0%
	Mix of work/life skills	1	13%
	Personal/family reasons	5	63%
	Other	1	13%
	<b>Total</b>	<b>8</b>	<b>100%</b>

		<b>Number</b>	<b>%</b>
<b>1.2d What was your status on leaving the programme?</b>	Employed	2	8%
	On an apprenticeship	1	4%
	Moved to further education	0	0%
	Unemployed - seeking employment	11	41%
	Unemployed - not looking for employment	2	7%
	Unemployed - due to health/family reasons	8	30%
	Other	3	11%
	<b>Total</b>	<b>27</b>	<b>100%</b>

		Number	%
<b>1.2e What is your situation now?</b>	Employed	2	7%
	On an apprenticeship	1	4%
	Further education - Level 1 qualification	0	0%
	Further education - Level 2 qualification	1	4%
	Further education - Level 3 qualification	0	0%
	DEL Employment Programme - Youth Employment Scheme (YES)	0	0%
	DEL Employment Programme - Steps to Work	0	0%
	Unemployed - seeking employment	12	43%
	Unemployed - not looking for employment	2	7%
	Unemployed - due to health/family reasons	8	29%
	Other	2	7%
	<b>Total</b>	<b>28</b>	<b>100%</b>

		Number	%
<b>1.2f Is your current job/apprenticeship/further education related to the qualifications you gained on the training programme?</b>	Yes	4	67%
	No	2	33%
	<b>Total</b>	<b>6</b>	<b>100%</b>

		Number	%
<b>1.2g Have you gained any more qualifications since leaving the training programme?</b>	Yes	4	15%
	No	23	85%
	<b>Total</b>	<b>27</b>	<b>100%</b>

		Number	%
<b>1.2h Is your new qualification(s) related to the qualifications you gained on the training programme?</b>	Yes	2	50%
	No	2	50%
	<b>Total</b>	<b>4</b>	<b>100%</b>

1.2i How much do you agree/disagree with each of these statements? The training programme provided me with training that...		Number	%
...addressed my personal development needs	Strongly disagree	2	7%
	Disagree	2	7%
	Neither agree nor disagree	4	15%
	Agree	17	63%
	Strongly agree	2	7%
	<b>Total</b>	<b>27</b>	<b>100%</b>
...addressed my social development needs	Strongly disagree	2	7%
	Disagree	2	7%
	Neither agree nor disagree	4	15%
	Agree	17	63%
	Strongly agree	2	7%
	<b>Total</b>	<b>27</b>	<b>100%</b>
...developed my occupational skills	Strongly disagree	2	8%
	Disagree	1	4%
	Neither agree nor disagree	7	27%
	Agree	14	54%
	Strongly agree	2	8%
	<b>Total</b>	<b>26</b>	<b>100%</b>
...developed my employability skills	Strongly disagree	2	7%
	Disagree	3	11%
	Neither agree nor disagree	5	19%
	Agree	12	44%
	Strongly agree	5	19%
	<b>Total</b>	<b>27</b>	<b>100%</b>
...developed my written English	Strongly disagree	2	7%
	Disagree	5	19%
	Neither agree nor disagree	5	19%
	Agree	11	41%
	Strongly agree	4	15%
	<b>Total</b>	<b>27</b>	<b>100%</b>
...developed my Maths	Strongly disagree	1	4%
	Disagree	5	19%
	Neither agree nor disagree	6	22%
	Agree	11	41%
	Strongly agree	4	15%
	<b>Total</b>	<b>27</b>	<b>100%</b>
...developed my ICT	Strongly disagree	2	7%
	Disagree	4	15%
	Neither agree nor disagree	6	22%
	Agree	13	48%
	Strongly agree	2	7%
	<b>Total</b>	<b>27</b>	<b>100%</b>

<b>1.2j Overall, how much do you agree/disagree with these statements?</b>		<b>Number</b>	<b>%</b>
<b>The programme helped me to progress into employment</b>	Strongly disagree	3	11%
	Disagree	5	19%
	Neither agree nor disagree	8	30%
	Agree	9	33%
	Strongly agree	2	7%
	<b>Total</b>	<b>27</b>	<b>100%</b>
<b>The programme will help me to progress into employment in the future</b>	Strongly disagree	3	11%
	Disagree	2	7%
	Neither agree nor disagree	9	33%
	Agree	10	37%
	Strongly agree	3	11%
	<b>Total</b>	<b>27</b>	<b>100%</b>
<b>The programme helped me to progress to further training</b>	Strongly disagree	3	11%
	Disagree	3	11%
	Neither agree nor disagree	10	37%
	Agree	8	30%
	Strongly agree	3	11%
	<b>Total</b>	<b>27</b>	<b>100%</b>
<b>The programme will help me to progress to further training in the future</b>	Strongly disagree	2	7%
	Disagree	4	15%
	Neither agree nor disagree	9	33%
	Agree	9	33%
	Strongly agree	3	11%
	<b>Total</b>	<b>27</b>	<b>100%</b>

		<b>Number</b>	<b>%</b>
<b>1.2k Taking everything into consideration, how satisfied are you with your experience of your training programme?</b>	Very dissatisfied	0	0%
	Dissatisfied	0	0%
	Neither/Nor	5	19%
	Satisfied	13	50%
	Very satisfied	8	31%
	<b>Total</b>	<b>26</b>	<b>100%</b>

		<b>Number</b>	<b>%</b>
<b>1.2l What was the last strand you did before leaving the programme?</b>	Skills for Your Life	27	100%
	Skills for Work - Level 1	0	0%
	Skills for Work - Level 2	0	0%
	Programme Led Apprenticeship	0	0%
	<b>Total</b>	<b>27</b>	<b>100%</b>

		Number	%
<b>1.2m Please select your gender.</b>	Male	16	59%
	Female	11	41%
	<b>Total</b>	<b>27</b>	<b>100%</b>

		Number	%
<b>1.2n Please select your age.</b>	16 - 18 years	3	11%
	19 - 21 years	16	59%
	22 - 24 years	6	22%
	25 - 27 years	2	7%
	28 - 30 years	0	0%
	<b>Total</b>	<b>27</b>	<b>100%</b>

		Number	%
<b>1.2o Please select your marital status.</b>	Single	25	93%
	Married	1	4%
	Divorced	0	0%
	Separated	0	0%
	Widowed	0	0%
	Living with partner	1	4%
	<b>Total</b>	<b>27</b>	<b>100%</b>

		Number	%
<b>1.2p Do you consider yourself to have any disabilities?</b>	Yes	14	52%
	No	13	48%
	<b>Total</b>	<b>27</b>	<b>100%</b>

		Number	%
<b>1.2q What is your ethnicity?</b>	White	26	96%
	Irish Traveller	0	0%
	Black - African	0	0%
	Black - Carribean	0	0%
	Black - Other	1	4%
	Indian	0	0%
	Pakistani	0	0%
	Bangladeshi	0	0%
	Chinese	0	%
	Other Asian	0	0%
	Mixed	0	%
	Other	0	0%
	<b>Total</b>	<b>27</b>	<b>100%</b>

**Tables 1.3a-1.3g Main Questions for TfS Skills for Work Level 1 Respondents**

		Number	%
<b>1.3a What was your highest level of qualification before you started your training programme?</b>	GCSE	8	26%
	NVQ - Level 1	4	13%
	NVQ - Level 2	0	0%
	NVQ - Level 3	1	3%
	Essential Skills	10	32%
	No qualifications	5	16%
	Other	3	10%
	<b>Total</b>	<b>31</b>	<b>100%</b>

		Number	%
<b>1.3b Did you leave your training programme early?</b>	Yes	15	45%
	No	18	55%
	<b>Total</b>	<b>33</b>	<b>100%</b>

		Number	%
<b>1.3c Please tell us why you left the programme early</b>	Gained employment	4	27%
	Moved to an apprenticeship	0	0%
	Moved to further education	1	7%
	Quality of teaching	0	0%
	Assigned to wrong level of programme	0	0%
	Mix of work/life skills	0	0%
	Personal/family reasons	6	40%
	Other	4	27%
	<b>Total</b>	<b>15</b>	<b>100%</b>

		Number	%
<b>1.3d What was your status on leaving the programme?</b>	Employed	5	16%
	On an apprenticeship	0	0%
	Moved to further education	2	6%
	Unemployed - seeking employment	14	45%
	Unemployed - not looking for employment	1	3%
	Unemployed - due to health/family reasons	6	19%
	Other	3	10%
	<b>Total</b>	<b>31</b>	<b>100%</b>

		Number	%
<b>1.3e What is your situation now?</b>	Employed	5	14%
	On an apprenticeship	1	3%
	Further education - Level 1 qualification	1	3%
	Further education - Level 2 qualification	1	3%
	Further education - Level 3 qualification	1	3%
	DEL Employment Programme - Youth Employment Scheme (YES)	1	3%
	DEL Employment Programme - Steps to Work	2	6%
	Unemployed - seeking employment	14	40%
	Unemployed - not looking for employment	2	6%
	Unemployed - due to health/family reasons	4	11%
	Other	3	9%
	<b>Total</b>	<b>35</b>	<b>100%</b>

		Number	%
<b>1.3f Is your current job/apprenticeship/further education related to the qualifications you gained on the training programme?</b>	Yes	4	40%
	No	6	60%
	<b>Total</b>	<b>10</b>	<b>100%</b>

		Number	%
<b>1.3g Have you gained any more qualifications since leaving the training programme?</b>	Yes	5	15%
	No	28	85%
	<b>Total</b>	<b>33</b>	<b>100%</b>

		Number	%
<b>1.3h Is your new qualification(s) related to the qualifications you gained on the training programme?</b>	Yes	3	60%
	No	2	40%
	<b>Total</b>	<b>5</b>	<b>100%</b>



1.3I How much do you agree/disagree with each of these statements? The training programme provided me with training that...		Number	%
...addressed my personal development needs	Strongly disagree	2	6%
	Disagree	6	18%
	Neither agree nor disagree	8	24%
	Agree	14	42%
	Strongly agree	3	9%
	<b>Total</b>	<b>33</b>	<b>100%</b>
...addressed my social development needs	Strongly disagree	2	6%
	Disagree	5	15%
	Neither agree nor disagree	10	30%
	Agree	13	39%
	Strongly agree	3	9%
	<b>Total</b>	<b>33</b>	<b>100%</b>
...developed my occupational skills	Strongly disagree	2	6%
	Disagree	4	13%
	Neither agree nor disagree	11	34%
	Agree	11	34%
	Strongly agree	4	13%
	<b>Total</b>	<b>32</b>	<b>100%</b>
...developed my employability skills	Strongly disagree	2	6%
	Disagree	5	16%
	Neither agree nor disagree	8	25%
	Agree	14	44%
	Strongly agree	3	9%
	<b>Total</b>	<b>32</b>	<b>100%</b>
...developed my written English	Strongly disagree	1	3%
	Disagree	4	12%
	Neither agree nor disagree	9	27%
	Agree	14	42%
	Strongly agree	5	15%
	<b>Total</b>	<b>33</b>	<b>100%</b>
...developed my Maths	Strongly disagree	1	3%
	Disagree	5	15%
	Neither agree nor disagree	8	24%
	Agree	13	39%
	Strongly agree	6	18%
	<b>Total</b>	<b>33</b>	<b>100%</b>
...developed my ICT	Strongly disagree	2	6%
	Disagree	4	12%
	Neither agree nor disagree	11	33%
	Agree	12	36%
	Strongly agree	4	12%
	<b>Total</b>	<b>33</b>	<b>100%</b>

<b>1.3j Overall, how much do you agree/disagree with these statements?</b>		<b>Number</b>	<b>%</b>
<b>The programme helped me to progress into employment</b>	Strongly disagree	5	16%
	Disagree	11	34%
	Neither agree nor disagree	6	19%
	Agree	6	19%
	Strongly agree	4	13%
	<b>Total</b>	<b>32</b>	<b>100%</b>
<b>The programme will help me to progress into employment in the future</b>	Strongly disagree	5	16%
	Disagree	3	9%
	Neither agree nor disagree	7	22%
	Agree	15	47%
	Strongly agree	2	6%
	<b>Total</b>	<b>32</b>	<b>100%</b>
<b>The programme helped me to progress to further training</b>	Strongly disagree	3	9%
	Disagree	8	25%
	Neither agree nor disagree	8	25%
	Agree	10	31%
	Strongly agree	3	9%
	<b>Total</b>	<b>32</b>	<b>100%</b>
<b>The programme will help me to progress to further training in the future</b>	Strongly disagree	4	13%
	Disagree	7	22%
	Neither agree nor disagree	4	13%
	Agree	15	47%
	Strongly agree	2	6%
	<b>Total</b>	<b>32</b>	<b>100%</b>

		<b>Number</b>	<b>%</b>
<b>1.3k Taking everything into consideration, how satisfied are you with your experience of your training programme?</b>	Very dissatisfied	3	9%
	Dissatisfied	5	15%
	Neither/Nor	5	15%
	Satisfied	11	33%
	Very satisfied	9	27%
	<b>Total</b>	<b>33</b>	<b>100%</b>

		<b>Number</b>	<b>%</b>
<b>1.3l What was the last strand you did before leaving the programme?</b>	Skills for Your Life	0	0%
	Skills for Work - Level 1	33	100%
	Skills for Work - Level 2	0	0%
	Programme Led Apprenticeship	0	0%
	<b>Total</b>	<b>33</b>	<b>100%</b>

		Number	%
1.3m Please select your gender.	Male	26	79%
	Female	7	21%
	<b>Total</b>	<b>33</b>	<b>100%</b>

		Number	%
1.3n Please select your age.	16 - 18 years	5	16%
	19 - 21 years	23	72%
	22 - 24 years	4	13%
	25 - 27 years	0	0%
	28 - 30 years	0	0%
	<b>Total</b>	<b>32</b>	<b>100%</b>

		Number	%
1.3o Please select your marital status.	Single	32	97%
	Married	0	0%
	Divorced	0	0%
	Separated	0	0%
	Widowed	0	0%
	Living with partner	1	3%
	<b>Total</b>	<b>33</b>	<b>100%</b>

		Number	%
1.3p Do you consider yourself to have any disabilities?	Yes	9	29%
	No	22	71%
	<b>Total</b>	<b>31</b>	<b>100%</b>

		Number	%
1.3q What is your ethnicity?	White	33	100%
	Irish Traveller	0	0%
	Black - African	0	0%
	Black - Caribbean	0	0%
	Black - Other	0	%
	Indian	0	0%
	Pakistani	0	0%
	Bangladeshi	0	0%
	Chinese	0	%
	Other Asian	0	0%
	Mixed	0	%
	Other	0	0%
	<b>Total</b>	<b>33</b>	<b>100%</b>

**Tables 1.4a-1.4q Main Questions for TfS Skills for Work Level 2 Respondents**

		Number	%
<b>1.4a What was your highest level of qualification before you started your training programme?</b>	GCSE	28	55%
	NVQ - Level 1	0	0%
	NVQ - Level 2	16	31%
	NVQ - Level 3	1	2%
	Essential Skills	4	8%
	No qualifications	1	2%
	Other	1	2%
	<b>Total</b>	<b>51</b>	<b>100%</b>

		Number	%
<b>1.4b Did you leave your training programme early?</b>	Yes	14	29%
	No	35	71%
	<b>Total</b>	<b>49</b>	<b>100%</b>

		Number	%
<b>1.4c Please tell us why you left the programme early</b>	Gained employment	3	20%
	Moved to an apprenticeship	0	0%
	Moved to further education	2	13%
	Quality of teaching	0	0%
	Assigned to wrong level of programme	0	0%
	Mix of work/life skills	1	7%
	Personal/family reasons	6	40%
	Other	3	20%
	<b>Total</b>	<b>15</b>	<b>100%</b>

		Number	%
<b>1.4d What was your status on leaving the programme?</b>	Employed	12	24%
	On an apprenticeship	1	2%
	Moved to further education	6	12%
	Unemployed - seeking employment	25	51%
	Unemployed - not looking for employment	1	2%
	Unemployed - due to health/family reasons	3	6%
	Other	1	2%
	<b>Total</b>	<b>49</b>	<b>100%</b>

		Number	%
<b>1.4e What is your situation now?</b>	Employed	15	29%
	On an apprenticeship	0	0%
	Further education - Level 1 qualification	0	0%
	Further education - Level 2 qualification	1	2%
	Further education - Level 3 qualification	4	8%
	DEL Employment Programme - Youth Employment Scheme (YES)	2	4%
	DEL Employment Programme - Steps to Work	2	4%
	Unemployed - seeking employment	20	39%
	Unemployed - not looking for employment	2	4%
	Unemployed - due to health/family reasons	4	8%
	Other	1	2%
	<b>Total</b>	<b>51</b>	<b>100%</b>

		Number	%
<b>1.4f Is your current job/apprenticeship/further education related to the qualifications you gained on the training programme?</b>	Yes	9	43%
	No	12	57%
	<b>Total</b>	<b>21</b>	<b>100%</b>

		Number	%
<b>1.4g Have you gained any more qualifications since leaving the training programme?</b>	Yes	12	24%
	No	39	76%
	<b>Total</b>	<b>51</b>	<b>100%</b>

		Number	%
<b>1.4h Is your new qualification(s) related to the qualifications you gained on the training programme?</b>	Yes	7	58%
	No	5	42%
	<b>Total</b>	<b>12</b>	<b>100%</b>

1.4i How much do you agree/disagree with each of these statements? The training programme provided me with training that...		Number	%
...addressed my personal development needs	Strongly disagree	1	2%
	Disagree	7	14%
	Neither agree nor disagree	4	8%
	Agree	33	67%
	Strongly agree	4	8%
	<b>Total</b>	<b>49</b>	<b>100%</b>
...addressed my social development needs	Strongly disagree	2	4%
	Disagree	5	10%
	Neither agree nor disagree	8	16%
	Agree	28	56%
	Strongly agree	7	14%
	<b>Total</b>	<b>50</b>	<b>100%</b>
...developed my occupational skills	Strongly disagree	3	6%
	Disagree	3	6%
	Neither agree nor disagree	9	19%
	Agree	26	54%
	Strongly agree	7	15%
	<b>Total</b>	<b>48</b>	<b>100%</b>
...developed my employability skills	Strongly disagree	3	6%
	Disagree	4	8%
	Neither agree nor disagree	10	20%
	Agree	28	55%
	Strongly agree	6	12%
	<b>Total</b>	<b>51</b>	<b>100%</b>
...developed my written English	Strongly disagree	1	2%
	Disagree	7	14%
	Neither agree nor disagree	9	18%
	Agree	26	52%
	Strongly agree	7	14%
	<b>Total</b>	<b>50</b>	<b>100%</b>
...developed my Maths	Strongly disagree	1	2%
	Disagree	6	12%
	Neither agree nor disagree	14	27%
	Agree	24	47%
	Strongly agree	6	12%
	<b>Total</b>	<b>51</b>	<b>100%</b>
...developed my ICT	Strongly disagree	1	2%
	Disagree	8	16%
	Neither agree nor disagree	12	24%
	Agree	26	52%
	Strongly agree	3	6%
	<b>Total</b>	<b>50</b>	<b>100%</b>

<b>1.4j Overall, how much do you agree/disagree with these statements?</b>		<b>Number</b>	<b>%</b>
<b>The programme helped me to progress into employment</b>	Strongly disagree	5	10%
	Disagree	14	28%
	Neither agree nor disagree	12	24%
	Agree	17	34%
	Strongly agree	2	4%
	<b>Total</b>	<b>50</b>	<b>100%</b>
<b>The programme will help me to progress into employment in the future</b>	Strongly disagree	5	10%
	Disagree	2	4%
	Neither agree nor disagree	11	22%
	Agree	28	55%
	Strongly agree	5	10%
	<b>Total</b>	<b>51</b>	<b>100%</b>
<b>The programme helped me to progress to further training</b>	Strongly disagree	4	8%
	Disagree	11	22%
	Neither agree nor disagree	11	22%
	Agree	21	42%
	Strongly agree	3	6%
	<b>Total</b>	<b>50</b>	<b>100%</b>
<b>The programme will help me to progress to further training in the future</b>	Strongly disagree	3	6%
	Disagree	6	12%
	Neither agree nor disagree	15	31%
	Agree	22	45%
	Strongly agree	3	6%
	<b>Total</b>	<b>49</b>	<b>100%</b>

		<b>Number</b>	<b>%</b>
<b>1.4k Taking everything into consideration, how satisfied are you with your experience of your training programme?</b>	Very dissatisfied	4	8%
	Dissatisfied	3	6%
	Neither/Nor	3	6%
	Satisfied	24	48%
	Very satisfied	16	32%
	<b>Total</b>	<b>50</b>	<b>100%</b>

		<b>Number</b>	<b>%</b>
<b>1.4l What was the last strand you did before leaving the programme?</b>	Skills for Your Life	0	0%
	Skills for Work - Level 1	0	0%
	Skills for Work - Level 2	51	100%
	Programme Led Apprenticeship	0	0%
	<b>Total</b>	<b>51</b>	<b>100%</b>

		Number	%
<b>1.4m Please select your gender.</b>	Male	29	59%
	Female	20	41%
	<b>Total</b>	<b>49</b>	<b>100%</b>

		Number	%
<b>1.4n Please select your age.</b>	16 - 18 years	3	6%
	19 - 21 years	42	82%
	22 - 24 years	5	10%
	25 - 27 years	1	2%
	28 - 30 years	0	0%
	<b>Total</b>	<b>51</b>	<b>100%</b>

		Number	%
<b>1.4o Please select your marital status.</b>	Single	48	94%
	Married	1	2%
	Divorced	1	2%
	Separated	0	0%
	Widowed	0	0%
	Living with partner	1	2%
	<b>Total</b>	<b>51</b>	<b>100%</b>

		Number	%
<b>1.4p Do you consider yourself to have any disabilities?</b>	Yes	8	16%
	No	42	84%
	<b>Total</b>	<b>50</b>	<b>100%</b>

		Number	%
<b>1.4q What is your ethnicity?</b>	White	49	96%
	Irish Traveller	0	0%
	Black - African	0	0%
	Black - Caribbean	0	0%
	Black - Other	0	0%
	Indian	0	0%
	Pakistani	0	0%
	Bangladeshi	0	0%
	Chinese	0	0%
	Other Asian	0	0%
	Mixed	2	4%
	Other	0	0%
	<b>Total</b>	<b>51</b>	<b>100%</b>



**Tables 1.5a-1.5g**

**Main Questions for PLA Respondents**

		Number	%
<b>1.5a What was your highest level of qualification before you started your training programme?</b>	GCSE	55	65%
	NVQ - Level 1	3	4%
	NVQ - Level 2	8	10%
	NVQ - Level 3	9	11%
	Essential Skills	2	2%
	No qualifications	2	2%
	Other	5	6%
	<b>Total</b>	<b>84</b>	<b>100%</b>

		Number	%
<b>1.5b Did you leave your training programme early?</b>	Yes	27	33%
	No	56	67%
	<b>Total</b>	<b>83</b>	<b>100%</b>

		Number	%
<b>1.5c Please tell us why you left the programme early</b>	Gained employment	5	18%
	Moved to an apprenticeship	2	7%
	Moved to further education	6	21%
	Quality of teaching	2	7%
	Assigned to wrong level of programme	1	4%
	Mix of work/life skills	2	7%
	Personal/family reasons	4	14%
	Other	6	21%
	<b>Total</b>	<b>28</b>	<b>100%</b>

		Number	%
<b>1.5d What was your status on leaving the programme?</b>	Employed	28	35%
	On an apprenticeship	14	17%
	Moved to further education	4	5%
	Unemployed - seeking employment	23	28%
	Unemployed - not looking for employment	2	2%
	Unemployed - due to health/family reasons	4	5%
	Other	6	7%
	<b>Total</b>	<b>81</b>	<b>100%</b>

		Number	%
<b>1.5e What is your situation now?</b>	Employed	40	47%
	On an apprenticeship	9	11%
	Further education - Level 1 qualification	0	0%
	Further education - Level 2 qualification	1	1%
	Further education - Level 3 qualification	6	7%
	DEL Employment Programme - Youth Employment Scheme (YES)	0	0%
	DEL Employment Programme - Steps to Work	1	1%
	Unemployed - seeking employment	15	18%
	Unemployed - not looking for employment	1	1%
	Unemployed - due to health/family reasons	6	7%
	Other	6	7%
	<b>Total</b>	<b>85</b>	<b>100%</b>

		Number	%
<b>1.5f Is your current job/apprenticeship/further education related to the qualifications you gained on the training programme?</b>	Yes	28	49%
	No	29	51%
	<b>Total</b>	<b>57</b>	<b>100%</b>

		Number	%
<b>1.5g Have you gained any more qualifications since leaving the training programme?</b>	Yes	28	35%
	No	51	65%
	<b>Total</b>	<b>79</b>	<b>100%</b>

		Number	%
<b>1.5h Is your new qualification(s) related to the qualifications you gained on the training programme?</b>	Yes	12	44%
	No	15	56%
	<b>Total</b>	<b>27</b>	<b>100%</b>

1.5f How much do you agree/disagree with each of these statements? The training programme provided me with training that...		Number	%
...addressed my personal development needs	Strongly disagree	7	9%
	Disagree	6	7%
	Neither agree nor disagree	21	26%
	Agree	38	46%
	Strongly agree	10	12%
	<b>Total</b>	<b>82</b>	<b>100%</b>
...addressed my social development needs	Strongly disagree	6	7%
	Disagree	8	10%
	Neither agree nor disagree	24	29%
	Agree	35	43%
	Strongly agree	9	11%
	<b>Total</b>	<b>82</b>	<b>100%</b>
...developed my occupational skills	Strongly disagree	6	7%
	Disagree	6	7%
	Neither agree nor disagree	11	13%
	Agree	41	50%
	Strongly agree	18	22%
	<b>Total</b>	<b>82</b>	<b>100%</b>
...developed my employability skills	Strongly disagree	7	9%
	Disagree	7	9%
	Neither agree nor disagree	6	7%
	Agree	44	54%
	Strongly agree	18	22%
	<b>Total</b>	<b>82</b>	<b>100%</b>
...developed my written English	Strongly disagree	6	7%
	Disagree	8	10%
	Neither agree nor disagree	23	28%
	Agree	32	40%
	Strongly agree	12	15%
	<b>Total</b>	<b>81</b>	<b>100%</b>
...developed my Maths	Strongly disagree	9	11%
	Disagree	6	7%
	Neither agree nor disagree	22	27%
	Agree	33	41%
	Strongly agree	11	14%
	<b>Total</b>	<b>81</b>	<b>100%</b>
...developed my ICT	Strongly disagree	10	12%
	Disagree	5	6%
	Neither agree nor disagree	24	29%
	Agree	30	37%
	Strongly agree	13	16%
	<b>Total</b>	<b>82</b>	<b>100%</b>

<b>1.5j Overall, how much do you agree/disagree with these statements?</b>		<b>Number</b>	<b>%</b>
<b>The programme helped me to progress into employment</b>	Strongly disagree	16	20%
	Disagree	13	16%
	Neither agree nor disagree	13	16%
	Agree	22	27%
	Strongly agree	18	22%
	<b>Total</b>	<b>82</b>	<b>100%</b>
<b>The programme will help me to progress into employment in the future</b>	Strongly disagree	13	16%
	Disagree	7	9%
	Neither agree nor disagree	11	13%
	Agree	31	38%
	Strongly agree	20	24%
	<b>Total</b>	<b>82</b>	<b>100%</b>
<b>The programme helped me to progress to further training</b>	Strongly disagree	12	15%
	Disagree	14	17%
	Neither agree nor disagree	16	20%
	Agree	23	28%
	Strongly agree	16	20%
	<b>Total</b>	<b>81</b>	<b>100%</b>
<b>The programme will help me to progress to further training in the future</b>	Strongly disagree	10	12%
	Disagree	10	12%
	Neither agree nor disagree	18	22%
	Agree	24	30%
	Strongly agree	19	23%
	<b>Total</b>	<b>81</b>	<b>100%</b>

		<b>Number</b>	<b>%</b>
<b>1.5k Taking everything into consideration, how satisfied are you with your experience of your training programme?</b>	Very dissatisfied	9	11%
	Dissatisfied	10	13%
	Neither/Nor	5	6%
	Satisfied	34	43%
	Very satisfied	22	28%
	<b>Total</b>	<b>80</b>	<b>100%</b>

		<b>Number</b>	<b>%</b>
<b>1.5l What was the last strand you did before leaving the programme?</b>	Skills for Your Life	0	0%
	Skills for Work - Level 1	0	0%
	Skills for Work - Level 2	0	0%
	Programme Led Apprenticeship	83	100%
	<b>Total</b>	<b>83</b>	<b>100%</b>

		Number	%
1.5m Please select your gender.	Male	59	72%
	Female	23	28%
	<b>Total</b>	<b>82</b>	<b>100%</b>

		Number	%
1.5n Please select your age.	16 - 18 years	8	10%
	19 - 21 years	71	86%
	22 - 24 years	3	4%
	25 - 27 years	1	1%
	28 - 30 years	0	0%
	<b>Total</b>	<b>83</b>	<b>100%</b>

		Number	%
1.5o Please select your marital status.	Single	81	98%
	Married	0	0%
	Divorced	0	0%
	Separated	0	0%
	Widowed	0	0%
	Living with partner	2	2%
	<b>Total</b>	<b>83</b>	<b>100%</b>

		Number	%
1.5p Do you consider yourself to have any disabilities?	Yes	9	11%
	No	74	89%
	<b>Total</b>	<b>83</b>	<b>100%</b>

		Number	%
1.5q What is your ethnicity?	White	83	100%
	Irish Traveller	0	0%
	Black - African	0	0%
	Black - Caribbean	0	0%
	Black - Other	0	%
	Indian	0	0%
	Pakistani	0	0%
	Bangladeshi	0	0%
	Chinese	0	%
	Other Asian	0	0%
	Mixed	0	%
	Other	0	0%
	<b>Total</b>	<b>83</b>	<b>100%</b>

## Section 2: Analyses by Current Situation

Table 2.1 - Highest Qualification by Current Situation

		What is your situation now?																	
		Employed		On an apprenticeship		Further Education		DEL Employment Programme		Unemployed - seeking employment		Unemployed - not looking for employment		Unemployed - due to health/family reasons		Other		Total	
		No.	%	No.	%	No.	%	No.	%	No.	%	No.	%	No.	%	No.	%	No.	%
What was your highest level of qualification before you started your training programme?	GCSE	47	64%	4	40%	11	55%	5	42%	33	41%	3	43%	9	35%	6	40%	118	48%
	NVQ - Level 1	2	3%	0	0%	3	15%	1	8%	8	10%	1	14%	5	19%	0	0%	20	8%
	NVQ - Level 2	7	10%	1	10%	3	15%	4	33%	21	26%	0	0%	3	12%	0	0%	39	16%
	NVQ - Level 3	8	11%	4	40%	1	5%	0	0%	1	1%	0	0%	1	4%	1	7%	16	7%
	Other	2	3%	1	10%	0	0%	1	8%	4	5%	0	0%	2	8%	2	13%	12	5%
	No qualifications	2	3%	0	0%	1	5%	1	8%	2	3%	2	29%	1	4%	2	13%	11	5%
	Essential Skills	5	7%	0	0%	1	5%	0	0%	12	15%	1	14%	5	19%	4	27%	28	11%
	<b>Total</b>	<b>73</b>	<b>100%</b>	<b>10</b>	<b>100%</b>	<b>20</b>	<b>100%</b>	<b>12</b>	<b>100%</b>	<b>81</b>	<b>100%</b>	<b>7</b>	<b>100%</b>	<b>26</b>	<b>100%</b>	<b>15</b>	<b>100%</b>	<b>244</b>	<b>100%</b>

Table 2.2 - Early Leavers by Current Situation

		What is your situation now?																	
		Employed		On an apprenticeship		Further Education		DEL Employment Programme		Unemployed - seeking employment		Unemployed - not looking for employment		Unemployed - due to health/family reasons		Other		Total	
		No.	%	No.	%	No.	%	No.	%	No.	%	No.	%	No.	%	No.	%	No.	%
Did you leave your training programme early?	Yes	21	29%	3	25%	10	50%	3	27%	27	33%	6	86%	16	59%	7	54%	93	38%
	No	52	71%	9	75%	10	50%	8	73%	55	67%	1	14%	11	41%	6	46%	152	62%
	<b>Total</b>	<b>73</b>	<b>100%</b>	<b>12</b>	<b>100%</b>	<b>20</b>	<b>100%</b>	<b>11</b>	<b>100%</b>	<b>82</b>	<b>100%</b>	<b>7</b>	<b>100%</b>	<b>27</b>	<b>100%</b>	<b>13</b>	<b>100%</b>	<b>245</b>	<b>100%</b>

Table 2.3 - Reasons for Leaving by Current Situation

		What Is your situation now?																	
		Employed		On an apprenticeship		Further Education		DEL Employment Programme		Unemployed - seeking employment		Unemployed - not looking for employment		Unemployed - due to health/family reasons		Other		Total	
		No.	%	No.	%	No.	%	No.	%	No.	%	No.	%	No.	%	No.	%	No.	%
Please tell us why you left the programme early	Gained employment	7	30%	0	0%	3	27%	0	0%	5	19%	0	0%	0	0%	0	0%	15	16%
	Moved to an apprenticeship	1	4%	3	100%	0	0%	0	0%	0	0%	0	0%	0	0%	0	0%	4	4%
	Moved to further education	1	4%	0	0%	8	73%	0	0%	2	8%	0	0%	0	0%	0	0%	11	12%
	Quality of teaching	2	9%	0	0%	0	0%	0	0%	0	0%	0	0%	1	6%	0	0%	3	3%
	Assigned to wrong level of programme	0	0%	0	0%	0	0%	0	0%	1	4%	0	0%	0	0%	0	0%	1	1%
	Mix of work/life skills	0	0%	0	0%	0	0%	0	0%	2	8%	0	0%	1	6%	1	14%	4	4%
	Personal/family reasons	4	17%	0	0%	0	0%	2	67%	6	23%	4	67%	12	75%	4	57%	32	34%
	Other	8	35%	0	0%	0	0%	1	33%	10	38%	2	33%	2	13%	2	29%	25	26%
	<b>Total</b>	<b>23</b>	<b>100%</b>	<b>3</b>	<b>100%</b>	<b>11</b>	<b>100%</b>	<b>3</b>	<b>100%</b>	<b>26</b>	<b>100%</b>	<b>6</b>	<b>100%</b>	<b>16</b>	<b>100%</b>	<b>7</b>	<b>100%</b>	<b>95</b>	<b>100%</b>

Table 2.4 - Status on Leaving by Current Situation

		What Is your situation now?																	
		Employed		On an apprenticeship		Further Education		DEL Employment Programme		Unemployed - seeking employment		Unemployed - not looking for employment		Unemployed - due to health/family reasons		Other		Total	
		No.	%	No.	%	No.	%	No.	%	No.	%	No.	%	No.	%	No.	%	No.	%
What was your status on leaving the programme?	Employed	44	62%	0	0%	3	18%	0	0%	8	10%	0	0%	1	3%	1	7%	57	24%
	On an apprenticeship	7	10%	8	67%	0	0%	1	10%	1	1%	0	0%	1	3%	1	7%	19	8%
	Moved to further education	1	1%	0	0%	10	59%	0	0%	2	3%	0	0%	0	0%	0	0%	13	5%
	Unemployed - seeking employment	17	24%	2	17%	1	6%	8	80%	61	78%	1	13%	1	3%	4	29%	95	40%
	Unemployed - not looking for employment	0	0%	0	0%	0	0%	0	0%	0	0%	5	63%	3	10%	1	7%	9	4%
	Unemployed - due to health/family reasons	0	0%	0	0%	1	6%	0	0%	3	4%	1	13%	22	76%	2	14%	29	12%
	Other	2	3%	2	17%	2	12%	1	10%	3	4%	1	13%	1	3%	5	36%	17	7%
	<b>Total</b>	<b>71</b>	<b>100%</b>	<b>12</b>	<b>100%</b>	<b>17</b>	<b>100%</b>	<b>10</b>	<b>100%</b>	<b>78</b>	<b>100%</b>	<b>8</b>	<b>100%</b>	<b>29</b>	<b>100%</b>	<b>14</b>	<b>100%</b>	<b>239</b>	<b>100%</b>

Table 2.5 - Relationship between Qualifications and Current Situation

		What is your situation now?																	
		Employed		On an apprenticeship		Further Education		DEL Employment Programme		Unemployed - seeking employment		Unemployed - not looking for employment		Unemployed - due to health/family reasons		Other		Total	
		No.	%	No.	%	No.	%	No.	%	No.	%	No.	%	No.	%	No.	%	No.	%
Is your current Job/apprenticeship/further education related to the qualifications you gained on the training programme?	Yes	30	41%	5	50%	11	58%	0	0%	0	0%	0	0%	0	0%	6	67%	52	45%
	No	43	59%	5	50%	8	42%	3	100%	1	100%	0	0%	1	100%	3	33%	64	55%
	<b>Total</b>	<b>73</b>	<b>100%</b>	<b>10</b>	<b>100%</b>	<b>19</b>	<b>100%</b>	<b>3</b>	<b>100%</b>	<b>1</b>	<b>100%</b>	<b>0</b>	<b>0%</b>	<b>1</b>	<b>100%</b>	<b>9</b>	<b>100%</b>	<b>116</b>	<b>100%</b>

Table 2.6 - Further Qualifications Gained by Current Situation

		What is your situation now?																	
		Employed		On an apprenticeship		Further Education		DEL Employment Programme		Unemployed - seeking employment		Unemployed - not looking for employment		Unemployed - due to health/family reasons		Other		Total	
		No.	%	No.	%	No.	%	No.	%	No.	%	No.	%	No.	%	No.	%	No.	%
Have you gained any more qualifications since leaving the training programme?	Yes	20	27%	5	56%	10	50%	2	17%	18	23%	2	29%	3	11%	2	14%	62	26%
	No	53	73%	4	44%	10	50%	10	83%	61	77%	5	71%	24	89%	12	86%	179	74%
	<b>Total</b>	<b>73</b>	<b>100%</b>	<b>9</b>	<b>100%</b>	<b>20</b>	<b>100%</b>	<b>12</b>	<b>100%</b>	<b>79</b>	<b>100%</b>	<b>7</b>	<b>100%</b>	<b>27</b>	<b>100%</b>	<b>14</b>	<b>100%</b>	<b>241</b>	<b>100%</b>



Table 2.7- New Qualifications by Current Situation

		What is your situation now?																	
		Employed		On an apprenticeship		Further Education		DEL Employment Programme		Unemployed - seeking employment		Unemployed - not looking for employment		Unemployed - due to health/family reasons		Other		Total	
		No.	%	No.	%	No.	%	No.	%	No.	%	No.	%	No.	%	No.	%	No.	%
Is your new qualification(s) related to the qualifications you gained on the training programme?	Yes	6	30%	2	40%	7	78%	1	100%	9	50%	1	50%	2	67%	2	100%	30	50%
	No	14	70%	3	60%	2	22%	0	0%	9	50%	1	50%	1	33%	0	0%	30	50%
	<b>Total</b>	<b>20</b>	<b>100%</b>	<b>5</b>	<b>100%</b>	<b>9</b>	<b>100%</b>	<b>1</b>	<b>100%</b>	<b>18</b>	<b>100%</b>	<b>2</b>	<b>100%</b>	<b>3</b>	<b>100%</b>	<b>2</b>	<b>100%</b>	<b>60</b>	<b>100%</b>

Table 2.8 - Views on Training Programme by Current Situation

How much do you agree/disagree with each of these statements? The training programme provided me with training that...		What is your situation now?																	
		Employed		On an apprenticeship		Further Education		DEL Employment Programme		Unemployed - seeking employment		Unemployed - not looking for employment		Unemployed - due to health/family reasons		Other		Total	
		No.	%	No.	%	No.	%	No.	%	No.	%	No.	%	No.	%	No.	%	No.	%
...addressed my personal development needs	Strongly disagree	8	11%	1	9%	1	5%	0	0%	6	8%	1	17%	3	11%	0	0%	20	8%
	Disagree	8	11%	0	0%	1	5%	3	25%	11	14%	1	17%	3	11%	0	0%	27	11%
	Neither agree nor disagree	12	17%	3	27%	4	20%	4	33%	12	15%	1	17%	8	30%	5	38%	49	20%
	Agree	34	47%	6	55%	12	60%	4	33%	48	60%	3	50%	11	41%	4	31%	122	51%
	Strongly agree	10	14%	1	9%	2	10%	1	8%	3	4%	0	0%	2	7%	4	31%	23	10%
	<b>Total</b>	<b>72</b>	<b>100%</b>	<b>11</b>	<b>100%</b>	<b>20</b>	<b>100%</b>	<b>12</b>	<b>100%</b>	<b>80</b>	<b>100%</b>	<b>6</b>	<b>100%</b>	<b>27</b>	<b>100%</b>	<b>13</b>	<b>100%</b>	<b>241</b>	<b>100%</b>
...addressed my social development needs	Strongly disagree	8	11%	1	9%	1	5%	0	0%	5	6%	2	33%	3	11%	0	0%	20	8%
	Disagree	7	10%	1	9%	1	5%	1	8%	11	14%	2	33%	2	7%	0	0%	25	10%
	Neither agree nor disagree	16	22%	2	18%	4	20%	6	50%	18	23%	0	0%	8	30%	5	38%	59	24%
	Agree	32	44%	6	55%	11	55%	4	33%	42	53%	2	33%	12	44%	4	31%	113	47%
	Strongly agree	10	14%	1	9%	3	15%	1	8%	4	5%	0	0%	2	7%	4	31%	25	10%
	<b>Total</b>	<b>73</b>	<b>100%</b>	<b>11</b>	<b>100%</b>	<b>20</b>	<b>100%</b>	<b>12</b>	<b>100%</b>	<b>80</b>	<b>100%</b>	<b>6</b>	<b>100%</b>	<b>27</b>	<b>100%</b>	<b>13</b>	<b>100%</b>	<b>242</b>	<b>100%</b>
...developed my occupational skills	Strongly disagree	8	11%	0	0%	1	5%	0	0%	6	8%	1	17%	3	12%	0	0%	19	8%
	Disagree	6	8%	1	10%	2	11%	2	17%	4	5%	1	17%	3	12%	0	0%	19	8%
	Neither agree nor disagree	9	13%	1	10%	3	16%	3	25%	17	21%	2	33%	9	36%	3	23%	47	20%
	Agree	33	46%	6	60%	9	47%	6	50%	43	54%	2	33%	9	36%	7	54%	115	49%
	Strongly agree	15	21%	2	20%	4	21%	1	8%	10	13%	0	0%	1	4%	3	23%	36	15%
	<b>Total</b>	<b>71</b>	<b>100%</b>	<b>10</b>	<b>100%</b>	<b>19</b>	<b>100%</b>	<b>12</b>	<b>100%</b>	<b>80</b>	<b>100%</b>	<b>6</b>	<b>100%</b>	<b>25</b>	<b>100%</b>	<b>13</b>	<b>100%</b>	<b>236</b>	<b>100%</b>
...developed my employability skills	Strongly disagree	7	10%	0	0%	1	5%	0	0%	8	10%	1	14%	3	12%	0	0%	20	8%
	Disagree	7	10%	1	9%	3	15%	1	9%	6	8%	2	29%	4	15%	0	0%	24	10%
	Neither agree nor disagree	6	8%	1	9%	3	15%	3	27%	20	25%	0	0%	7	27%	3	23%	43	18%
	Agree	39	54%	7	64%	8	40%	6	55%	38	48%	3	43%	9	35%	7	54%	117	49%
	Strongly agree	13	18%	2	18%	5	25%	1	9%	8	10%	1	14%	3	12%	3	23%	36	15%
	<b>Total</b>	<b>72</b>	<b>100%</b>	<b>11</b>	<b>100%</b>	<b>20</b>	<b>100%</b>	<b>11</b>	<b>100%</b>	<b>80</b>	<b>100%</b>	<b>7</b>	<b>100%</b>	<b>26</b>	<b>100%</b>	<b>13</b>	<b>100%</b>	<b>240</b>	<b>100%</b>
...developed my written English	Strongly disagree	7	10%	1	9%	2	10%	1	9%	5	6%	1	17%	3	11%	0	0%	20	8%
	Disagree	8	11%	0	0%	4	20%	2	18%	12	15%	2	33%	4	15%	1	8%	33	14%
	Neither agree nor disagree	18	25%	2	18%	2	10%	5	45%	24	30%	0	0%	5	19%	4	33%	60	25%
	Agree	34	47%	7	64%	4	20%	2	18%	32	40%	3	50%	11	41%	3	25%	96	40%
	Strongly agree	6	8%	1	9%	8	40%	1	9%	8	10%	0	0%	4	15%	4	33%	32	13%
	<b>Total</b>	<b>73</b>	<b>100%</b>	<b>11</b>	<b>100%</b>	<b>20</b>	<b>100%</b>	<b>11</b>	<b>100%</b>	<b>81</b>	<b>100%</b>	<b>6</b>	<b>100%</b>	<b>27</b>	<b>100%</b>	<b>12</b>	<b>100%</b>	<b>241</b>	<b>100%</b>
...developed my Maths	Strongly disagree	9	12%	1	9%	2	10%	1	9%	3	4%	0	0%	2	8%	1	8%	19	8%
	Disagree	7	10%	0	0%	3	15%	3	27%	15	19%	1	14%	4	15%	0	0%	33	14%
	Neither agree nor disagree	22	30%	1	9%	4	20%	2	18%	23	28%	1	14%	6	23%	5	42%	64	27%
	Agree	30	41%	5	45%	5	25%	2	18%	35	43%	4	57%	12	46%	2	17%	95	39%
	Strongly agree	5	7%	4	36%	6	30%	3	27%	5	6%	1	14%	2	8%	4	33%	30	12%
	<b>Total</b>	<b>73</b>	<b>100%</b>	<b>11</b>	<b>100%</b>	<b>20</b>	<b>100%</b>	<b>11</b>	<b>100%</b>	<b>81</b>	<b>100%</b>	<b>7</b>	<b>100%</b>	<b>26</b>	<b>100%</b>	<b>12</b>	<b>100%</b>	<b>241</b>	<b>100%</b>
...developed my ICT	Strongly disagree	10	14%	1	9%	2	10%	1	9%	6	7%	2	33%	3	12%	1	8%	26	11%
	Disagree	7	10%	0	0%	3	15%	3	27%	13	16%	0	0%	1	4%	0	0%	27	11%
	Neither agree nor disagree	19	26%	4	36%	3	15%	3	27%	23	28%	0	0%	9	35%	6	46%	67	28%
	Agree	31	42%	5	45%	6	30%	3	27%	34	42%	4	67%	12	46%	3	23%	98	41%
	Strongly agree	6	8%	1	9%	6	30%	1	9%	5	6%	0	0%	1	4%	3	23%	23	10%
	<b>Total</b>	<b>73</b>	<b>100%</b>	<b>11</b>	<b>100%</b>	<b>20</b>	<b>100%</b>	<b>11</b>	<b>100%</b>	<b>81</b>	<b>100%</b>	<b>6</b>	<b>100%</b>	<b>26</b>	<b>100%</b>	<b>13</b>	<b>100%</b>	<b>241</b>	<b>100%</b>

Table 2.9 - Further Views on Training Programme by Current Situation

Overall, how much do you agree/disagree with these statements?		What is your situation now?																	
		Employed		On an apprenticeship		Further Education		DEL Employment Programme		Unemployed - seeking employment		Unemployed - not looking for employment		Unemployed - due to health/family reasons		Other		Total	
		No.	%	No.	%	No.	%	No.	%	No.	%	No.	%	No.	%	No.	%	No.	%
<b>The programme helped me to progress into employment</b>	Strongly disagree	14	19%	2	22%	3	15%	2	17%	10	13%	1	17%	7	26%	1	8%	40	17%
	Disagree	11	15%	0	0%	4	20%	3	25%	22	28%	4	67%	7	26%	3	23%	54	23%
	Neither agree nor disagree	6	8%	2	22%	3	15%	5	42%	26	33%	1	17%	7	26%	3	23%	53	22%
	Agree	25	34%	3	33%	7	35%	2	17%	20	25%	0	0%	5	19%	3	23%	65	27%
	Strongly agree	17	23%	2	22%	3	15%	0	0%	1	1%	0	0%	1	4%	3	23%	27	11%
	<b>Total</b>	<b>73</b>	<b>100%</b>	<b>9</b>	<b>100%</b>	<b>20</b>	<b>100%</b>	<b>12</b>	<b>100%</b>	<b>79</b>	<b>100%</b>	<b>6</b>	<b>100%</b>	<b>27</b>	<b>100%</b>	<b>13</b>	<b>100%</b>	<b>239</b>	<b>100%</b>
<b>The programme will help me to progress into employment in the future</b>	Strongly disagree	12	17%	2	17%	3	15%	0	0%	9	11%	1	14%	7	26%	1	8%	35	15%
	Disagree	7	10%	0	0%	1	5%	1	8%	12	15%	1	14%	3	11%	1	8%	26	11%
	Neither agree nor disagree	6	9%	1	8%	3	15%	3	25%	17	21%	3	43%	7	26%	4	31%	44	18%
	Agree	31	45%	7	58%	9	45%	6	50%	33	41%	2	29%	9	33%	2	15%	99	41%
	Strongly agree	13	19%	2	17%	4	20%	2	17%	9	11%	0	0%	1	4%	5	38%	36	15%
	<b>Total</b>	<b>69</b>	<b>100%</b>	<b>12</b>	<b>100%</b>	<b>20</b>	<b>100%</b>	<b>12</b>	<b>100%</b>	<b>80</b>	<b>100%</b>	<b>7</b>	<b>100%</b>	<b>27</b>	<b>100%</b>	<b>13</b>	<b>100%</b>	<b>240</b>	<b>100%</b>
<b>The programme helped me to progress to further training</b>	Strongly disagree	14	20%	1	9%	1	5%	1	8%	6	8%	1	17%	7	26%	1	8%	32	13%
	Disagree	12	17%	2	18%	3	15%	2	17%	22	28%	3	50%	4	15%	0	0%	48	20%
	Neither agree nor disagree	14	20%	2	18%	1	5%	3	25%	22	28%	1	17%	11	41%	2	15%	56	24%
	Agree	19	28%	4	36%	10	50%	4	33%	25	31%	1	17%	4	15%	6	46%	73	31%
	Strongly agree	10	14%	2	18%	5	25%	2	17%	5	6%	0	0%	1	4%	4	31%	29	12%
	<b>Total</b>	<b>69</b>	<b>100%</b>	<b>11</b>	<b>100%</b>	<b>20</b>	<b>100%</b>	<b>12</b>	<b>100%</b>	<b>80</b>	<b>100%</b>	<b>6</b>	<b>100%</b>	<b>27</b>	<b>100%</b>	<b>13</b>	<b>100%</b>	<b>238</b>	<b>100%</b>
<b>The programme will help me to progress to further training in the future</b>	Strongly disagree	13	19%	1	9%	1	5%	0	0%	7	9%	0	0%	6	22%	1	8%	29	12%
	Disagree	9	13%	1	9%	1	5%	2	17%	15	19%	3	50%	6	22%	0	0%	37	16%
	Neither agree nor disagree	13	19%	2	18%	7	35%	4	33%	19	24%	1	17%	5	19%	4	31%	55	23%
	Agree	20	30%	5	45%	6	30%	4	33%	35	44%	2	33%	9	33%	4	31%	85	36%
	Strongly agree	12	18%	2	18%	5	25%	2	17%	4	5%	0	0%	1	4%	4	31%	30	13%
	<b>Total</b>	<b>67</b>	<b>100%</b>	<b>11</b>	<b>100%</b>	<b>20</b>	<b>100%</b>	<b>12</b>	<b>100%</b>	<b>80</b>	<b>100%</b>	<b>6</b>	<b>100%</b>	<b>27</b>	<b>100%</b>	<b>13</b>	<b>100%</b>	<b>236</b>	<b>100%</b>

Table 2.10 - Satisfaction with Training Programme by Current Situation

		What is your situation now?																	
		Employed		On an apprenticeship		Further Education		DEL Employment Programme		Unemployed - seeking employment		Unemployed - not looking for employment		Unemployed - due to health/family reasons		Other		Total	
		No.	%	No.	%	No.	%	No.	%	No.	%	No.	%	No.	%	No.	%	No.	%
<b>Taking everything into consideration, how satisfied are you with your experience of your training programme?</b>	Very dissatisfied	10	14%	1	9%	2	10%	0	0%	10	13%	0	0%	2	7%	0	0%	25	11%
	Dissatisfied	5	7%	2	18%	3	15%	0	0%	7	9%	0	0%	5	19%	1	8%	23	10%
	Neither/Nor	2	3%	0	0%	1	5%	3	25%	9	12%	2	33%	5	19%	1	8%	23	10%
	Satisfied	31	44%	4	36%	9	45%	6	50%	33	42%	1	17%	11	41%	9	69%	104	44%
	Very satisfied	23	32%	4	36%	5	25%	3	25%	19	24%	3	50%	4	15%	2	15%	63	26%
	<b>Total</b>	<b>71</b>	<b>100%</b>	<b>11</b>	<b>100%</b>	<b>20</b>	<b>100%</b>	<b>12</b>	<b>100%</b>	<b>78</b>	<b>100%</b>	<b>6</b>	<b>100%</b>	<b>27</b>	<b>100%</b>	<b>13</b>	<b>100%</b>	<b>238</b>	<b>100%</b>

Table 2.11 - Last Strand by Current Situation

		What is your situation now?																	
		Employed		On an apprenticeship		Further Education		DEL Employment Programme		Unemployed - seeking employment		Unemployed - not looking for employment		Unemployed - due to health/family reasons		Other		Total	
		No.	%	No.	%	No.	%	No.	%	No.	%	No.	%	No.	%	No.	%	No.	%
<b>What was the last strand you did before leaving the programme?</b>	Skills for Your Life	2	3%	1	9%	1	6%	0	0%	12	20%	2	29%	8	36%	2	17%	28	14%
	Skills for Work - Level 1	5	8%	1	9%	3	19%	3	38%	14	23%	2	29%	4	18%	3	25%	35	18%
	Skills for Work - Level 2	15	24%	0	0%	5	31%	4	50%	20	33%	2	29%	4	18%	1	8%	51	26%
	Programme Led Apprenticeship	40	65%	9	82%	7	44%	1	13%	15	25%	1	14%	6	27%	6	50%	85	43%
	<b>Total</b>	<b>62</b>	<b>100%</b>	<b>11</b>	<b>100%</b>	<b>16</b>	<b>100%</b>	<b>8</b>	<b>100%</b>	<b>61</b>	<b>100%</b>	<b>7</b>	<b>100%</b>	<b>22</b>	<b>100%</b>	<b>12</b>	<b>100%</b>	<b>199</b>	<b>100%</b>

Table 2.12 - Gender by Current Situation

		What is your situation now?																	
		Employed		On an apprenticeship		Further Education		DEL Employment Programme		Unemployed - seeking employment		Unemployed - not looking for employment		Unemployed - due to health/family reasons		Other		Total	
		No.	%	No.	%	No.	%	No.	%	No.	%	No.	%	No.	%	No.	%	No.	%
Please select your gender.	Male	49	67%	12	100%	12	60%	7	58%	61	77%	4	57%	13	48%	12	86%	170	70%
	Female	24	33%	0	0%	8	40%	5	42%	18	23%	3	43%	14	52%	2	14%	74	30%
	<b>Total</b>	<b>73</b>	<b>100%</b>	<b>12</b>	<b>100%</b>	<b>20</b>	<b>100%</b>	<b>12</b>	<b>100%</b>	<b>79</b>	<b>100%</b>	<b>7</b>	<b>100%</b>	<b>27</b>	<b>100%</b>	<b>14</b>	<b>100%</b>	<b>244</b>	<b>100%</b>

Table 2.13 - Age Group by Current Situation

		What is your situation now?																	
		Employed		On an apprenticeship		Further Education		DEL Employment Programme		Unemployed - seeking employment		Unemployed - not looking for employment		Unemployed - due to health/family reasons		Other		Total	
		No.	%	No.	%	No.	%	No.	%	No.	%	No.	%	No.	%	No.	%	No.	%
Please select your age.	16 - 18 years	3	4%	0	0%	3	15%	1	8%	9	11%	1	14%	3	12%	2	14%	22	9%
	19 - 21 years	66	90%	11	92%	15	75%	9	75%	63	77%	6	86%	20	77%	7	50%	197	80%
	22 - 24 years	4	5%	1	8%	2	10%	2	17%	8	10%	0	0%	2	8%	4	29%	23	9%
	25 - 27 years	0	0%	0	0%	0	0%	0	0%	2	2%	0	0%	1	4%	1	7%	4	2%
	28 - 30 years	0	0%	0	0%	0	0%	0	0%	0	0%	0	0%	0	0%	0	0%	0	0%
	<b>Total</b>	<b>73</b>	<b>100%</b>	<b>12</b>	<b>100%</b>	<b>20</b>	<b>100%</b>	<b>12</b>	<b>100%</b>	<b>82</b>	<b>100%</b>	<b>7</b>	<b>100%</b>	<b>26</b>	<b>100%</b>	<b>14</b>	<b>100%</b>	<b>246</b>	<b>100%</b>

Table 2.14 - Marital Status by Current Situation

		What is your situation now?																	
		Employed		On an apprenticeship		Further Education		DEL Employment Programme		Unemployed - seeking employment		Unemployed - not looking for employment		Unemployed - due to health/family reasons		Other		Total	
		No.	%	No.	%	No.	%	No.	%	No.	%	No.	%	No.	%	No.	%	No.	%
Please select your marital status.	Single	72	99%	12	100%	20	100%	12	100%	78	95%	6	86%	26	96%	13	93%	239	97%
	Married	0	0%	0	0%	0	0%	0	0%	0	0%	0	0%	1	4%	1	7%	2	1%
	Divorced	0	0%	0	0%	0	0%	0	0%	1	1%	0	0%	0	0%	0	0%	1	0%
	Separated	0	0%	0	0%	0	0%	0	0%	0	0%	0	0%	0	0%	0	0%	0	0%
	Widowed	0	0%	0	0%	0	0%	0	0%	0	0%	0	0%	0	0%	0	0%	0	0%
	Living with partner	1	1%	0	0%	0	0%	0	0%	3	4%	1	14%	0	0%	0	0%	5	2%
	<b>Total</b>	<b>73</b>	<b>100%</b>	<b>12</b>	<b>100%</b>	<b>20</b>	<b>100%</b>	<b>12</b>	<b>100%</b>	<b>82</b>	<b>100%</b>	<b>7</b>	<b>100%</b>	<b>27</b>	<b>100%</b>	<b>14</b>	<b>100%</b>	<b>247</b>	<b>100%</b>

Table 2.15 - Disability Status by Current Situation

		What is your situation now?																	
		Employed		On an apprenticeship		Further Education		DEL Employment Programme		Unemployed - seeking employment		Unemployed - not looking for employment		Unemployed - due to health/family reasons		Other		Total	
		No.	%	No.	%	No.	%	No.	%	No.	%	No.	%	No.	%	No.	%	No.	%
Do you consider yourself to have any disabilities?	Yes	9	12%	1	8%	5	26%	2	17%	13	16%	2	29%	14	56%	10	71%	56	23%
	No	64	88%	11	92%	14	74%	10	83%	67	84%	5	71%	11	44%	4	29%	186	77%
	<b>Total</b>	<b>73</b>	<b>100%</b>	<b>12</b>	<b>100%</b>	<b>19</b>	<b>100%</b>	<b>12</b>	<b>100%</b>	<b>80</b>	<b>100%</b>	<b>7</b>	<b>100%</b>	<b>25</b>	<b>100%</b>	<b>14</b>	<b>100%</b>	<b>242</b>	<b>100%</b>

Table 2.16 - Ethnicity by Current Situation

		What is your situation now?																	
		Employed		On an apprenticeship		Further Education		DEL Employment Programme		Unemployed - seeking employment		Unemployed - not looking for employment		Unemployed - due to health/family reasons		Other		Total	
		No.	%	No.	%	No.	%	No.	%	No.	%	No.	%	No.	%	No.	%	No.	%
What is your ethnicity?	White	72	99%	12	100%	20	100%	12	100%	79	96%	7	100%	25	100%	14	100%	241	98%
	Irish Traveller	0	0%	0	0%	0	0%	0	0%	0	0%	0	0%	0	0%	0	0%	0	0%
	Black - African	0	0%	0	0%	0	0%	0	0%	0	0%	0	0%	0	0%	0	0%	0	0%
	Black - Carribean	0	0%	0	0%	0	0%	0	0%	0	0%	0	0%	0	0%	0	0%	0	0%
	Black - Other	0	0%	0	0%	0	0%	0	0%	1	1%	0	0%	0	0%	0	0%	1	%
	Indian	0	0%	0	0%	0	0%	0	0%	0	0%	0	0%	0	0%	0	0%	0	0%
	Pakistani	0	0%	0	0%	0	0%	0	0%	0	0%	0	0%	0	0%	0	0%	0	0%
	Bangladeshi	0	0%	0	0%	0	0%	0	0%	0	0%	0	0%	0	0%	0	0%	0	0%
	Chinese	0	0%	0	0%	0	0%	0	0%	1	1%	0	0%	0	0%	0	0%	1	%
	Other Asian	0	0%	0	0%	0	0%	0	0%	0	0%	0	0%	0	0%	0	0%	0	0%
	Mixed	1	1%	0	0%	0	0%	0	0%	1	1%	0	0%	0	0%	0	0%	2	1%
	Other	0	0%	0	0%	0	0%	0	0%	0	0%	0	0%	0	0%	0	0%	0	0%
<b>Total</b>	<b>73</b>	<b>100%</b>	<b>12</b>	<b>100%</b>	<b>20</b>	<b>100%</b>	<b>12</b>	<b>100%</b>	<b>82</b>	<b>100%</b>	<b>7</b>	<b>100%</b>	<b>25</b>	<b>100%</b>	<b>14</b>	<b>100%</b>	<b>245</b>	<b>100%</b>	

