

SDR 152/2015

30 September 2015

## Adoptions, Outcomes and Placements for Children Looked After by Local Authorities in Wales, 2014-15

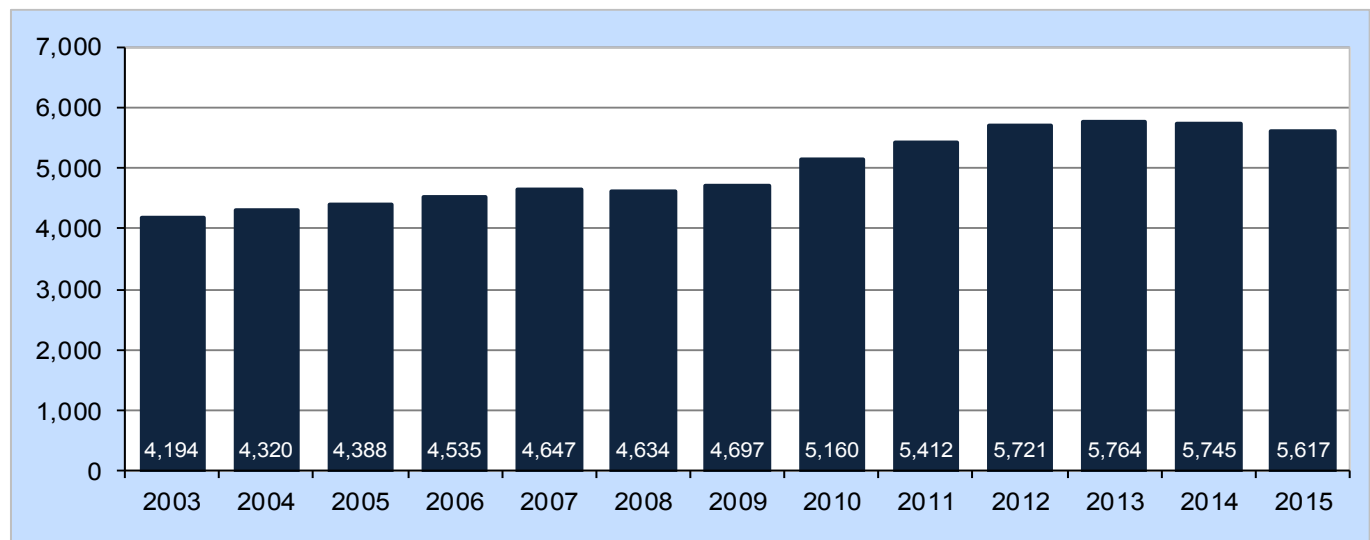
This annual national statistics first release presents figures about children looked after by Welsh local authorities. Children looked after include those on care orders and others provided with accommodation by their local authority. Some children are also looked after because the local authority provides accommodation for respite purposes; between 1 April 2014 and 31 March 2015, 526 children received this support. The remaining figures in this release exclude this group of children.

Further information for individual local authorities can be found in the [Annexes](#).

Key results for the period 1 April 2014 to 31 March 2015:

- 5,617 children were looked after on 31 March 2015, a decrease of 128 (2.2 per cent) over the previous year and a rate of 89 per 10,000 population aged under 18. The number of looked after children has increased by 9 per cent over the last five years, but has remained relatively stable over the past three years. ([Chart 1](#) and [Table 1](#))
- There were 512 children looked after at 31st March 2015 who had three or more placements in 2014-15, a rate of 9 per cent. ([Chart 2](#))
- The number of children adopted increased by 38 (11 per cent) over the previous year. ([Chart 3](#))
- Local authorities were in touch with 93 per cent of 19 year old care leavers; 55 per cent of 19 year old care leavers were known to be in education, training or employment. ([Table 6](#))

**Chart 1: Number of children looked after in Wales, at 31 March**



Source: SSDA903

**Statistician:** Robin Jones      **Tel:** 029 2082 3625

**E-mail:** stats.pss@wales.gsi.gov.uk

**Next update:** September 2016 (provisional)

**Twitter:** [www.twitter.com/statisticswales](http://www.twitter.com/statisticswales) | [www.twitter.com/ystadegaucymru](http://www.twitter.com/ystadegaucymru)

Cyhoeddwyd gan Y Gwasanaethau Gwybodaeth a Dadansoddi  
Llywodraeth Cymru, Parc Cathays, Caerdydd, CF10 3NQ  
Ffôn – Swyddfa'r Wasg **029 2089 8099**, Ymholiadau Cyhoeddus **029 2082 3332**  
**[www.llyw.cymru/ystadegau](http://www.llyw.cymru/ystadegau)**

Issued by Knowledge and Analytical Services  
Welsh Government, Cathays Park, Cardiff, CF10 3NQ  
Telephone – Press Office **029 2089 8099**, Public Enquiries **029 2082 5050**  
**[www.gov.wales/statistics](http://www.gov.wales/statistics)**



Llywodraeth Cymru  
Welsh Government

## Table of Contents

Placements of Children Looked After .....	3
Children Looked After by Need for Care .....	4
Children Looked After Leaving Care .....	5
Adoptions of Children Looked After .....	6
Educational attainments and qualifications .....	6
Glossary .....	10
Notes .....	11
2. Key Quality Information .....	12
Annexes .....	15

## Tables and Charts

Chart 1: Number of children looked after in Wales, at 31 March .....	1
Table 1: Number of children looked after by placement <sup>(a)</sup> .....	3
Chart 2: Percentage of children looked after who had 3 or more placements, at 31 March .....	4
Table 2: Children starting to be looked after, by need for care, between 1 April and 31 March <sup>(a)</sup> .....	4
Table 3: Children leaving care, by reason for leaving between 1 April and 31 March <sup>(a)</sup> .....	5
Chart 3: Percentage of adoptions of children looked after between 1 April and 31 March .....	6
Table 4: Educational attainments of looked after children, at 31 March <sup>(a)</sup> .....	7
Table 5: Number and percentage of GCSE qualifications of care leavers, between 1 April and 31 March .....	8
Chart 4: Number and percentage of care leavers in education, training or employment on their 19 <sup>th</sup> birthday .....	9
Annex 1: Placements of looked after children by local authority <sup>(a)</sup> .....	15
Annex 2: Adoptions of children looked after between 1 April and 31 March <sup>(a) (r)</sup> .....	16
Annex 3: A List of Tables and Data Items Provided in StatsWales .....	17
Annex 5: Programme for Government Indicators .....	18

## Children Looked After by Local Authorities

Throughout this statistical release, 'children looked after' refers to children looked after by local authorities.

### Placements of Children Looked After

**Table 1: Number of children looked after by placement <sup>(a)</sup>**

Placements	2013 (r)	2014 (r)	2015
<b>Children looked after at 31 March</b>	<b>5,764</b>	<b>5,745</b>	<b>5,617</b>
Number by placement:			
in foster care placements	4,445	4,388	4,255
placed for adoption	264	290	274
placed with own parents or other person with parental responsibility	551	544	575
living independently	92	95	110
residential schools	67	52	47
secure units, children's homes and hostels	227	246	242
other placements <sup>(b)</sup>	118	130	114

Source: SSDA903

(a) Excluding children looked after in short-term placements.

(b) Residential care home, NHS/Health Trust or other establishment providing medical or nursing care, family centre or mother and baby unit, Youth Offender Institution or prison, whereabouts unknown.

(r) The data item has been revised since previously published.

Just over 5,600 children were looked after on 31 March 2015, a rate of 89 per 10,000 children aged less than 18 years, and a decrease of 128 (2.2 per cent) when compared to the previous year.

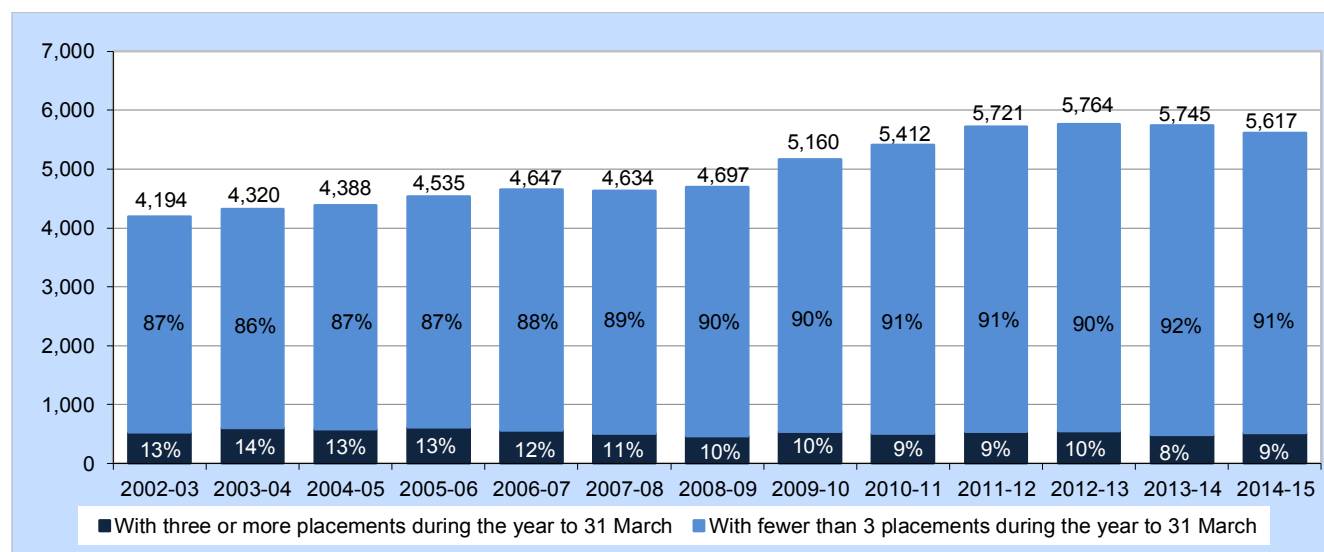
76 per cent of looked after children at 31 March 2015 were accommodated in foster care placements, a gradual increase in proportion since 2003, when it stood at 71 per cent. Over the last three years, proportions of children in different placement types have remained broadly similar.

The remainder of children looked after were mostly placed with parents or placed for adoption and a relatively small proportion was accommodated in institutional placements.

The number of children looked after by local authorities and in foster care placements by local authority level are shown in [Annex 1](#).

Further information can be found on the StatsWales website: [Children looked after at 31 March by local authority and placement type](#).

**Chart 2: Percentage of children looked after who had 3 or more placements, at 31 March**



Source: SSDA903

There were 512 children in care at 31 March 2015 who had three or more placements between 1 April 2014 and 31 March 2015, an increase of 25 children (5 per cent) compared with the previous year. 9 per cent of children had 3 or more placements in 2014-15, compared to 8 per cent in 2013-14.

### Children Looked After by Need for Care

**Table 2: Children starting to be looked after, by need for care, between 1 April and 31 March <sup>(a)</sup>**

Need of care	2012-13 (r)	2013-14 (r)	2014-15
<b>Children starting to be looked after</b>	<b>2,034</b>	<b>2,009</b>	<b>2,033</b>
Number by category of need:			
abuse or neglect	1,219	1,174	1,239
parental illness/disability or absence	138	163	138
family in acute stress or dysfunction	547	539	498
socially unacceptable behaviour	86	105	123
other	44	28	35
Percentage by category of need:			
abuse or neglect	60	58	61
parental illness/disability or absence	7	8	7
family in acute stress or dysfunction	27	27	24
socially unacceptable behaviour	4	5	6
other	2	1	2

Source: SSDA903

(a) Excluding children looked after in short-term placements. Where a child had separate periods of care only the first period is counted and shows the initial reason for a child coming into care.

(r) The data has been revised since previously published.

There were 2,033 children who started to be looked after between 1 April 2014 and 31 March 2015, an increase of 24 children from the previous year. The main reason why social services first engaged with children looked after was because of abuse or neglect (61 per cent). During 2014-15, a total of 1,239 children started to be looked after because of abuse and neglect. The pattern of reasons for why children have started to become looked after has been broadly similar in recent years, but there has been an increase in the abuse and neglect category since 2003, when it stood at 48 per cent.

Further information can be found on the StatsWales website: [Children starting to be looked after during year to 31 March by local authority and need for care](#).

## Children Looked After Leaving Care

**Table 3: Children leaving care, by reason for leaving between 1 April and 31 March <sup>(a)</sup>**

Leaving Care	2012-13 (r)	2013-14 (r)	2014-15
<b>Children leaving care <sup>(b)</sup></b>	<b>1,966</b>	<b>2,025</b>	<b>2,159</b>
Number by destination:			
returned home to live with parent, relative or other person with parental responsibility <sup>(c)</sup>	1,005	1,031	1,103
adopted from care	329	347	383
other	632	647	673
Percentage by destination:			
returned home to live with parent, relative or other person with parental responsibility <sup>(c)</sup>	51	51	51
adopted from care	17	17	18
other	32	32	31

Source: SSDA903

(a) Excluding children looked after in short-term placements. Where a child had separate periods of care only the latest period is counted.

(b) Excludes children who died or where care was taken over by another local authority in the UK.

(c) Includes special guardianship orders made to carers or former foster carers.

(r) The data has been revised since previously published.

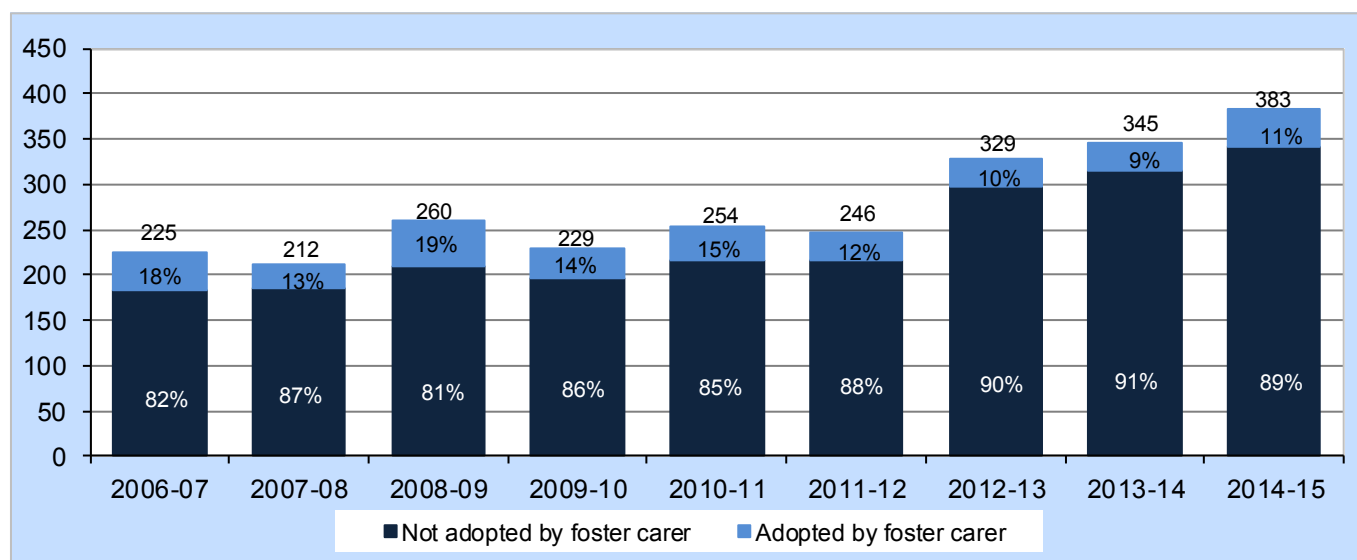
2,159 children left care between 1 April 2014 and 31 March 2015, an increase of 134 children (7 per cent) compared with the previous year.

During 2014-15, just over half of all children leaving care (51 per cent) returned home to live with parents, relatives or other persons with parental responsibility, the same proportion as seen in the last two years.

Further information can be found on the StatsWales website: [Episodes finishing for children looked after during year to 31 March by local authority and reason for finishing](#).

## Adoptions of Children Looked After

**Chart 3: Percentage of adoptions of children looked after between 1 April and 31 March**



Source: AD1

There were 383 children adopted from care between 1 April 2014 and 31 March 2015. 11 per cent of children were adopted by their former foster carer in 2014-15, a proportion that has fallen over the past 10 years. The number of children adopted increased by 38 (11 per cent) over the previous year.

Further details on numbers and percentages of children adopted are shown in [Annex 2](#) and on the StatsWales website: [Foster care adopters by duration of final period of care and measure](#).

## Educational attainments and qualifications

Educational attainments are an important measure of the achievement of looked after children and attainment is generally low compared to the school population as a whole. GCSE qualifications of looked after children have been collected for many years on the OC1 data return and in recent years school attainment and external point scores have been collected on the PM1 return.

However, some looked after children have difficulties that should be taken into account when making these comparisons. A new data collection has been introduced for all children receiving social services that enables comparisons to be made between looked after children, other children who may have similar difficulties and the general school population. The most recent results are presented in the [Children in Need Census Statistical Release](#), published 25 February 2015.

Although the results cannot be compared directly with the OC1 figures, because the Children in Need Census includes a different sample of children and a wider range of qualifications, the CIN Census showed that looked after children did slightly better than other children receiving social services.

Terms and definitions for OC1 and PM1 data returns are further explained in the [Glossary](#).

**Table 4: Educational attainments of looked after children, at 31 March <sup>(a)</sup>**

Education attainments	2012-13	2013-14	2014-15
<i>The percentage of looked after children eligible for assessment at the end of Key Stage 2 achieving the Core Subject Indicator, as determined by Teacher Assessment</i>	46	52	60
<i>The percentage of looked after children eligible for assessment at the end of Key Stage 3 achieving the Core Subject Indicator, as determined by Teacher Assessment</i>	30	37	43
The average external qualifications point score for 16 year old looked after children, in any local authority maintained learning setting	221	262	276

Source: PM1 and SSSA903

(a) For the previous school year, e.g. for children looked after at 31 March 2015 results are for the 2013-14 school year, September 2013 to August 2014.

Compared to all pupils in Wales, looked after children had lower educational attainments, but showed an improvement compared to the previous year in the Core Subject Indicators and average points scores for 16 year olds.

In 2014-15, 43 per cent of children looked after who were eligible for assessment at Key Stage 3 achieved the Core Subject Indicator, whereas 60 per cent achieved the Core Subject Indicator at Key Stage 2; an increase of 6 percentage points and 8 percentage points respectively, when compared to the previous year.

The Core Subject Indicator is a measure used for schools and refers to achieving a specified level in the core National Curriculum subjects of English or Welsh (first language), Mathematics and Science in combination.

The average external qualifications point score for looked after children aged 16 continued to improve, reaching 276 in 2014-15 compared to 262 in 2013-14.

**Table 5: Number and percentage of GCSE qualifications of care leavers, between 1 April and 31 March**

Education qualifications	2012-13 (r)	2013-14 (r)	2014-15
<b>Children aged 16 or over who ceased being looked after</b>	<b>621</b>	<b>632</b>	<b>713</b>
Number:			
with at least one qualification <sup>(a)</sup>	445	458	562
with at least one GCSE A* to G or GNVQ	368	375	453
with 5 or more GCSEs at grade A* to G	216	243	277
with 5 or more GCSEs at grade A* to C	61	77	80
due to sit examinations later after leaving care or unable to sit examinations due to a illness or disability	62	66	52
Percentage:			
with at least one qualification <sup>(a)</sup>	72	72	79
with at least one GCSE A* to G or GNVQ	59	59	64
with 5 or more GCSEs at grade A* to G	35	38	39
with 5 or more GCSEs at grade A* to C	10	12	11

Source: OC1

(a) Includes GCSEs, GNVQs, NVQs, advanced level GNVQs, A levels, and any other qualifications approved for use in schools under Section 400 of the Education Act 1996.

(r) The data has been revised since previously published.

Between 1 April 2014 and 31 March 2015, 713 children aged 16 or over ceased being looked after and 79 per cent of these children had at least one qualification. Excluding those children due to sit exams later after leaving care and those prevented from sitting exams due to illness or disability, the proportion with at least one qualification was 85 per cent.

The proportion of care leavers aged 16 or over with 5 or more GCSEs at grade A\* to G increased slightly from 38 per cent in 2013-14, to 39 per cent in 2014-15.

In 2014-15, 80 children in this cohort (11 per cent) achieved 5 or more GCSEs at grade A\* to C compared to 77 (12 per cent) in 2013-14, and 61 (10 per cent) in 2012-13.



**Table 6: Number and percentage of care leavers on their 19<sup>th</sup> birthday**

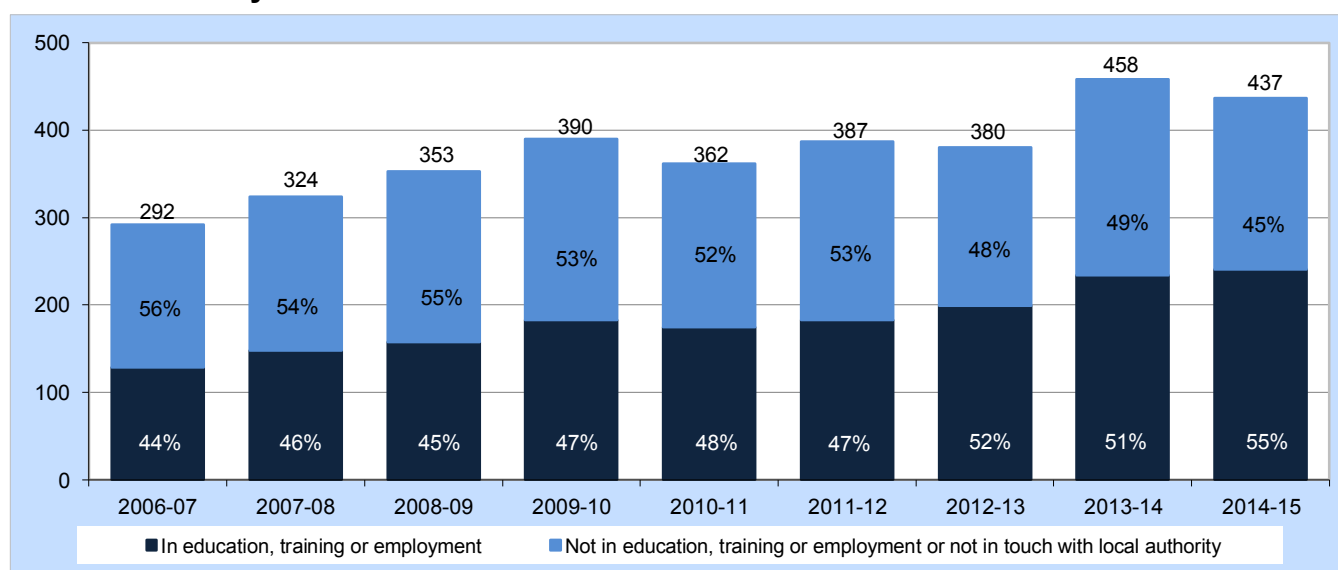
Care leavers	2012-13	2013-14	2014-15
<b>Care leavers on their 19 birthday</b>	<b>380</b>	<b>458</b>	<b>437</b>
Number:			
not in touch with the local authority	25	31	32
in touch with the local authority	355	427	405
in education, training or employment	199	234	241
<i>In full time education, training or employment</i>	143	188	168
<i>In part time education, training or employment</i>	56	46	73
not in education, training or employment or not in touch	181	224	196
Percentage (%):			
not in touch with the local authority	7	7	7
in touch with the local authority	93	93	93
in education, training or employment	52	51	55
<i>In full time education, training or employment</i>	38	41	38
<i>In part time education, training or employment</i>	15	10	17
not in education, training or employment or not in touch	48	49	45

Source: OC3

There were 437 young people who had their 19<sup>th</sup> birthday between 1 April 2014 and 31 March 2015 and were in care on 1 April 2012, a decrease of 21 (5 per cent) from the equivalent cohort in the previous year. The percentage of young people who were in touch with local authorities was 93 per cent, the same proportion as seen in the last two years.

55 per cent of the 437 young people were known to be in education, training or employment compared to 51 per cent in the previous year. The percentage of young people who were known to be in full time education, training or employment, decreased from 41 per cent in 2013-14, to 38 per cent in 2014-15.

**Chart 4: Number and percentage of care leavers in education, training or employment on their 19<sup>th</sup> birthday**



Source: OC3

## Glossary

"Looked after" is the term used in the Children Act 1989 to describe all children who are the subject of a care order, or who are provided with accommodation on a voluntary basis for more than 24 hours.

"Placements" of looked after children include all placement types, except where a child is in respite care. For a full list of these placements, please refer to the SSDA903 guidance. A new placement is recorded for a child when they start to be looked after or are already looked after and move to a new location. These changes are indicated by the use of 'Reason for new episode' codes S, P and B. A change in legal status alone ('Reason for new episode' code L) is not regarded as a placement change.

"Special guardianship orders" (SGO) were introduced by the Adoption and Children Act 2002 section 144(4) which amended the Children Act 1989. A special guardianship order gives the special guardian parental responsibility for the child. Unlike adoption, under a SGO the parents remain the child's parents and retain parental responsibility, though their ability to exercise their parental responsibility is extremely limited.

"Need for care" or "Category of need" is the main reason why a child is being provided with services.

"Short term placement" is the term used to describe children who are subject to short-term break agreements. These children normally live at home, but are accommodated by a local authority in a pattern of short periods of care in order to give their parents (or guardians) some "respite" from the normal duties of looking after a child.

External Points Score - A complete list of the approved external qualifications and their point values can be found on the Database of Approved Qualifications in Wales (DAQW) at [www.daqw.org.uk](http://www.daqw.org.uk).

Core Subject Indicator - Achieving a specified level in the core National Curriculum subjects of English or Welsh (first language), Mathematics and Science in combination.

Achieving the Key Stage 2 Core Subject Indicator means achieving level 4 or above in the core National Curriculum subjects of English or Welsh (first language), Mathematics and Science in combination.

Achieving the Key Stage 3 Core Subject Indicator means achieving level 5 or above in the core National Curriculum subjects of English or Welsh (first language), Mathematics and Science in combination.

General Certificate of Secondary Education (GCSE)

General National Vocational Qualification (GNVQ)

SSDA 903 - Statistical return on children looked after

AD1 - Statistical return on adoptions of looked after children

OC1 - Statistical return on educational qualifications of care leavers

OC3 - Statistical return on care leavers on their 19th birthday

PM1 - Children's services return including data on educational attainments

## Notes

### 1. Context

#### 1.1 Policy/operational context

All references made to 'year' relate to the standard financial year which runs from 1 April to 31 March (for example 2014-15 should be understood as 1 April 2014 to 31 March 2015).

Information on the number of children looked after by local authorities was collected using two sources for the year 1 April 2014 to 31 March 2015. As well as collecting individual child level data on looked after children through the SSDA903 (Children Looked After), AD1 (Adoptions), OC1 (Educational attainments) and OC3 (Care leavers 19<sup>th</sup> birthday) data collections, the PM1 return collected aggregated figures for local authorities. PM1 data was used in compiling [Table 4](#). All other tables are based on the individual records.

Data for the individual child level collections is extracted from local authority administrative systems and returned electronically to the Data Collection team within the Welsh Government using an online secure data transfer system called 'AFON'. The AFON system applies an extensive series of validation checks to ensure that the information provided uses the correct codes and is internally consistent.

Guidance notes and other documents useful for the completion of the returns can found on the Welsh Government website at:

SSDA903:

<http://gov.wales/statistics-and-research/children-looked-after-local-authorities-data-collection/?lang=en>

AD1 - Statistical return on adoptions of looked after children:

<http://gov.wales/statistics-and-research/adoptions-looked-after-children-data-collection/?lang=en>

OC1 - Statistical return on educational qualifications of care leavers:

<http://gov.wales/statistics-and-research/educational-qualifications-care-leavers-data-collection/?lang=en>

OC3 - Statistical return on care leavers on their 19<sup>th</sup> birthday:

<http://gov.wales/statistics-and-research/care-leavers-their-19th-birthday-data-collection/?lang=en>

PM1 - Children's services performance management return including data on educational attainments:

<http://gov.wales/statistics-and-research/childrens-services-performance-management-data-collection/?lang=en>

#### 1.2 A National Statistics publication

The United Kingdom Statistics Authority has designated these statistics as National Statistics, in accordance with the Statistics and Registration Service Act 2007 and signifying compliance with the Code of Practice for Official Statistics. Designation can be broadly interpreted to mean that the statistics:

- meet identified user needs;
- are well explained and readily accessible;
- are produced according to sound methods, and
- are managed impartially and objectively in the public interest.

Once statistics have been designated as National Statistics it is a statutory requirement that the Code of Practice shall continue to be observed.

## 2. Key Quality Information

This section provides a summary of information on this output against five dimensions of quality: Relevance, Accuracy, Timeliness and Punctuality, Accessibility and Clarity, and Comparability.

### 2.1 Relevance

The statistics are used both within and outside the Welsh Government to monitor adult social services trends and as a baseline for further analysis of the underlying data. These statistics are used in a variety of ways. Some of the key users are:

- Ministers and the Members Research Service in the National Assembly for Wales;
- Local authorities;
- The third sector (e.g. charities);
- The Health and Social Services Group in the Welsh Government;
- Other areas of the Welsh Government;
- The research community;
- Students, academics and universities;
- Individual citizens and private companies.

The statistics may also be useful for other UK governments

- The Northern Ireland Executive's Department of Health, Social Services and Public Safety
- The Scottish Government, Analytical Services Division
- The Department for Education in England.

These statistics are used in a variety of ways. Some examples of these are:

- advice to Ministers;
- local authority comparisons and benchmarks;
- to inform the social services policy decision-making process in Wales;
- to inform the Care and Social Services Inspectorate Wales;
- to model the financial consequences of changes in the population or the care system
- to assist in research on adults receiving social services.

A number of indicators for local authority performance and the Welsh Government's Programme for Government are based on the data underlying this release – indicators are listed in [Annex 4](#).

### 2.2 Accuracy

Every year the data are collected from the following sources listed below, and adhere to the national standard; they will also be coherent within and across organisations.

- SSDA903 (Statistical return on children looked after)
- AD1 (Adoptions)
- OC1 (Educational attainments)
- OC3 (Care leavers 19<sup>th</sup> birthday)
- PM1

To ensure data accuracy, a number of validation checks are carried out on the records at the point of data upload on Afon. A full list of the validation rules can be found in Annex A in the [Quality Report](#). These rules identify; missing data items, invalid codes, unlikely or impossible combinations of data, and unlikely or impossible sequences of dates.

After submitting the data in the approved format, local authorities can view a list of validation failures on Afon. These are split into errors and queries. Errors must be corrected by uploading another file. Queries must be checked and explanations provided if the data is correct. The validation process is repeated every time a new file is uploaded. Once all the errors have been cleared, local authorities can

submit the data. The submission is then approved by the Welsh Government and downloaded to an SQL server database.

Once the data has been downloaded, Welsh Government statisticians carry out further validation checks by interrogating the data using Microsoft Access queries, and if there are any further errors found, the provider is contacted to seek a resolution.

For the children looked after data, information which may be inconsistent with that already held in a previous year about the child is checked, in particular details submitted for the beginning of the current year which do not match those at the end of the previous year.

### **2.3 Timeliness and Punctuality**

The Data Collection team within the Welsh Government collected data, for the financial year 2014-15, between March and May 2015. Data in this release refers to final 2014-15 data. This release was published in September 2015, meeting the planned date of publication.

### **2.4 Accessibility and Clarity**

This statistical release is pre-announced and then published on the Statistics section of the Welsh Government website. It is accompanied by more detailed tables on [StatsWales](#), a free to use service that allows visitors to view, manipulate, create and download data.

### **2.5 Comparability**

The tables are based on complete returns from all local authorities in Wales. Some children are looked after because the local authority provides accommodation for respite purposes. At 31 March 2015, the count during the year was 526 compared to 601 at 31 March 2014. Figures in this release exclude this group of children.

Statistics collected in each United Kingdom country may differ and the detailed guidance available from each country's website should be consulted before using these statistics as comparative measures. Further information on comparability is available at the web page [UK Comparability of Children's Social Services Statistics](#)

## **2. Revisions**

Occasionally, revisions can occur due to errors in our statistical processes or when a data supplier notifies the Welsh Government that they have submitted incorrect information. In these cases, a judgment is made as to whether the change is significant enough to publish a revised statistical release. Where changes are not deemed to be significant, figures will be corrected if they appear in future releases. However minor amendments to the figures may be reflected in the StatsWales tables prior to the next release.

Following submission of the current year's data, the data is validated against previous years' submissions for each local authority. This can often result in minor revisions to previous years' data. These changes are then reflected in the annual statistical release. Revised figures have been marked with the letter "r" in the relevant tables and charts affected throughout the release.

## **3. Further information**

Information on the costs to local authorities of services provided for looked after children are produced by the Welsh Government from local authority financial returns. Detailed figures are available in the StatsWales online and are available by clicking the following link:

<https://statswales.wales.gov.uk/Catalogue/Local-Government/Finance/Revenue/Social-Services>

Information on the characteristics and educational outcomes of all children receiving social services was published in the "Wales Children in Need Census, 2014":

<http://gov.wales/statistics-and-research/wales-children-need-census/?lang=en>

Information on Key Stage assessments for all school pupils aged 7, 11 and 14 years old for 2015 was published by the Welsh Government in SDR 127/2015 "End of Foundation Phase Outcomes and National Curriculum Teacher Assessment of Core Subjects at Key Stages 2 and 3, 2015":

<http://gov.wales/statistics-and-research/end-foundation-phase-outcomes-national-curriculum-teacher-assessment-core-subjects-key-stages-2-3/?lang=en>

Information on point scores for all pupils for 2014 can be found at:

<https://stats.wales.gov.uk/Catalogue/Education-and-Skills/Schools-and-Teachers/Examinations-and-Assessments>

#### 4. Related publications

##### England:

Looked After Children Statistics are produced annually by the Department for Education. The most recent data was published on 30 September 2014 at the following link:

<https://www.gov.uk/government/statistics/children-looked-after-in-england-including-adoption--2>

##### Scotland:

Children Looked After Statistics are produced annually by the Scottish Government. The most recent data published on 31 March 2015 can be found at the following link:

<http://www.gov.scot/Publications/2015/03/4375/downloads>

##### Northern Ireland:

Children Looked After Statistics are produced annually by the Department of Health, Social Services and Public Safety. The latest Children Order Statistics were published on 4 December 2014. These and other publications are available at the following link:

<http://www.dhsspsni.gov.uk/index/statistics/socialcare/children-adopted-from-care.htm>

##### UK comparability of children's social services statistics:

A review of the comparability of statistics of children looked after by local authorities in the different countries of the United Kingdom:

<http://gov.wales/statistics-and-research/adoptions-outcomes-placements-children-looked-after/uk-comparability-childrens-social-services/?lang=en>

#### 5. Contact information

If you have any comments about this Statistical Release, please contact:

Robin Jones

Welsh Government

Cathays Park,

Cardiff,

CF10 3NQ

Telephone: 029 2082 3625

E-mail: [stats.pss@Wales.gsi.gov.uk](mailto:stats.pss@Wales.gsi.gov.uk)

#### User Feedback

We want to engage with users of our statistics and we invite you to send your comments on the publication to [stats.pss@wales.gsi.gov.uk](mailto:stats.pss@wales.gsi.gov.uk)



All content is available under the Open Government Licence v3.0, except where otherwise stated.

<http://www.nationalarchives.gov.uk/doc/open-government-licence/version/3/>

## Annexes

### Annex 1: Placements of looked after children by local authority <sup>(a)</sup>

Local Authority	Children looked after at		
	31 March 2015	In foster care placements	other placements <sup>(b)</sup>
Isle of Anglesey	88	67	21
Gwynedd	194	143	51
Conwy	158	118	40
Denbighshire	162	116	46
Flintshire	222	143	79
Wrexham	177	115	62
Powys	136	116	20
Ceredigion	78	58	20
Pembrokeshire	114	88	26
Carmarthenshire	239	192	47
Swansea	511	378	133
Neath Port Talbot	434	345	89
Bridgend	390	303	87
Vale of Glamorgan	188	143	45
Cardiff	650	464	186
Rhondda Cynon Taf	621	469	152
Merthyr Tydfil	163	137	26
Caerphilly	272	223	49
Blaenau Gwent	136	114	22
Torfaen	291	215	76
Monmouthshire	108	87	21
Newport	285	221	64
<b>Wales</b>	<b>5,617</b>	<b>4,255</b>	<b>1,362</b>

SSDA903

(a) Excluding children looked after in short-term placements.

(b) Residential care home, NHS/Health Trust or other establishment providing medical or nursing care, family centre or mother and baby unit, Youth Offender Institution or prison, whereabouts unknown.

## Annex 2: Adoptions of children looked after between 1 April and 31 March <sup>(a) (r)</sup>

Adoptions	2012-13	2013-14	2014-15
<b>Children adopted from care</b>	<b>329</b>	<b>345</b>	<b>383</b>
Number:			
adopted by their former foster carer	32	30	41
adopted by others	297	315	342
Percentage:			
<i>adopted by their former foster carer</i>	10	9	11
<i>adopted by others</i>	90	91	89

Source: SSDA903

(a) Excluding children looked after in short-term placements. Where a child had separate periods of care only the latest period is counted.

(r) The data item has been revised since previously published.



### Annex 3: A List of Tables and Data Items Provided in StatsWales

1. [Children looked after](#) at 31 March by local authority, gender and age (Chart 1 of the Release)
2. [Children looked after](#) at 31 March by local authority and placement type (Table 1 and Annex 1 of the Release)
3. [Children looked after](#) at 31 March by local authority, number of placements during the year and measure (Chart 2 of the Release)
4. [Children starting to be looked after](#) during year ending 31 March by local authority and need for care (Table 2 of the Release)
5. [Episodes finishing for children looked after](#) during year ending 31 March by local authority and reason for finishing (Table 3 of the Release)
6. [Educational attainment of children looked after](#) by local authority and measure (Table 4 of the Release)
7. [Educational Qualifications of children who ceased to be looked after aged 16 or over with GCSE or GNVQ qualification](#) by local authorities, gender and year (Table 5 of the Release)
8. [Care leavers on their 19<sup>th</sup> birthday](#) during year ending 31 March by local authority and activity (Table 6 of the Release)
9. [Foster care adopters and duration of final period of care](#) by duration and year (Chart 3)

### Dataset only available on StatsWales

10. [Children looked after](#) at 31 March by local authority and legal status
11. [Children looked after](#) in foster placements at 31 March by local authority and placement type
12. [Children looked after](#) at 31 March by local authority and ethnicity
13. [Respite care for looked after children](#) by local authority and placement
14. [Respite care for looked after children](#) by local authority and need for care
15. [Educational qualifications of care leavers](#) by local authorities, qualifications and year
16. [Care leavers on their 19<sup>th</sup> birthday](#) by local authorities, activity and year
17. [Adoption of looked after children](#) during year ending 31 March by age and gender
18. [Average age at adoption \(months\) of looked after children](#) by local authorities and year
19. [Looked after children adopted](#) during year ending 31 March by age of child at start of last period of care and the length of time until adoption
20. [Looked after children adopted](#) during year ending 31 March by gender and marital status of adopters
21. [Looked after children adopted](#) year ending 31 March by ethnicity of adopters and year

## **Annex 4: A list of related Welsh Government indicators**

### **National Strategic Indicators for Local Authority performance**

SCC/033a: The percentage of young people formerly looked after with whom the authority is in contact at the age of 19

SCC/033b: The percentage of young people formerly looked after with whom the authority is in contact, who are known to be in suitable, non-emergency accommodation at the age of 19

SCC/033c: The percentage of young people formerly looked after with whom the authority is in contact, who are known to be engaged in education, training or employment at the age of 19

SCC/037: The average external qualifications point score for 16 year old looked after children in any local authority maintained learning setting

National Strategic Indicator tables can be found at <https://statswales.wales.gov.uk/Catalogue/Local-Government/National-Strategic-Indicators-of-Local-Authority-Performance>

## **Annex 5: Programme for Government Indicators**

OU042 – Percentage of care leavers in education, training or employment at age 19

Further information on the Programme for Government can be found at <http://gov.wales/about/programmeforgov/?lang=en>