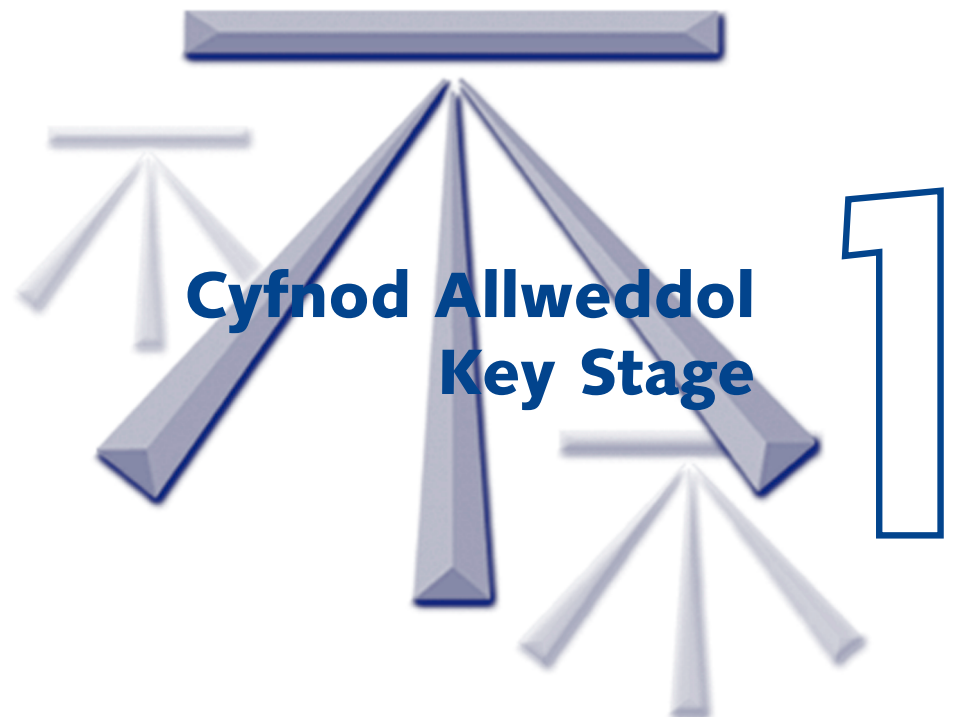


Dogfen Wybodaeth AHA rhif:
DFTE Information Document No: 026-05

Dyddiad Argraffu: Chwefror 2005
Date of Issue: February 2005

Gwybodaeth Feincnodi



Benchmark Information

Benchmark Information for Key Stage 1: 2004

Audience: Headteachers, Governing Bodies and Directors of Education

Further copies of this booklet and those listed below may be obtained from:

**Parents and Information Branch (SPD4)
Department for Training and Education
Welsh Assembly Government
Cathays Park
CARDIFF CF10 3NQ**

**(029) 2082 6010 Fax (029) 2082 6016
email - education.training@wales.gsi.gov.uk
or visit our website - www.learning.wales.gov.uk**

Also available from the Welsh Assembly Government

**National Curriculum Assessment and Public Examination Results (for each LEA area) 2002, 2003 and 2004
National Curriculum Assessment Results in Wales: Key Stage 1 for 1997 to 2001
National Curriculum Assessment Results in Wales: Key Stage 2 for 1997 to 2001
National Curriculum Assessment Results in Wales: Key Stage 3 for 1997 to 2001
National Curriculum Assessment Results in Wales: Key Stage 3 non-core subjects for 2001
GCSE/GNVQ Results in Wales: 1997 – 2001
A/AS level and GNVQ results in Wales: 2001
Benchmark Information for Key Stage 1: 1997 – 2003
Benchmark Information for Key Stage 2: 1997-2004
Benchmark Information for Key Stages 3 & 4: 1997 - 2002
Benchmark Information for Key Stage 3: 2003 and 2004
Benchmark Information for Key Stage 4: 2003 and 2004**

Contents

	Page
Introduction	4
How to use the Benchmark Tables	6
All schools	
Table 1: Schools with up to 8 per cent eligible for FSM	8
Table 2: Schools with over 8 per cent and up to 16 per cent eligible for FSM	8
Table 3: Schools with over 16 per cent and up to 24 per cent eligible for FSM	9
Table 4: Schools with over 24 per cent and up to 32 per cent eligible for FSM	9
Table 5: Schools with over 33 per cent eligible for FSM	10
Table 6: All schools	10
Table 7: All schools - Summary Table	11
Welsh or partly Welsh medium schools	
Table 8: Schools with up to and including 8 per cent free school meals	11
Table 9: Schools with 9-16 per cent free school meals	12
Table 10: Schools with 17-24 per cent free school meals	12
Table 11: Schools with 25-32 per cent free school meals	13
Table 12: Schools with 33 per cent or more free school meals	13
Table 13: All schools	14
Table 14: All schools - Summary Table	14
English medium schools	
Table 15: Schools with up to and including 4 per cent free school meals	15
Table 16: Schools with 5-8 per cent free school meals	15
Table 17: Schools with 9-12 per cent free school meals	16
Table 18: Schools with 13-16 per cent free school meals	16
Table 19: Schools with 17-20 per cent free school meals	17
Table 20: Schools with 21-24 per cent free school meals	17
Table 21: Schools with 25-28 per cent free school meals	18
Table 22: Schools with 29-32 per cent free school meals	18
Table 23: Schools with 33-40 per cent free school meals	19
Table 24: Schools with 41-48 per cent free school meal	19
Table 25: Schools with 49 per cent or more free school meals	20
Table 26: All schools	20
Table 27: All schools - Summary Table	21
Performance Bands	
English	22
Welsh	22
Mathematics	23
Science	23
Core Subject Indicator	24

Introduction

This is the eighth year for which benchmark information has been published and it is hoped that schools and LEAs will use it to support their target setting processes. The tables displayed in this booklet are based on the results derived from the 2004 National Curriculum assessments.

The purpose of providing benchmark information is to show how well schools can do, whatever their circumstances. Benchmark Information brings together the results of similar schools into simple tables, which are ordered according to the proportion of children known to be eligible for free school meals (FSM). By looking at the tables, which have been extended for English-medium schools, schools can find out how well their results compare with similar schools.

The presentation of the benchmark information illustrates clearly the range of performance in each group of schools. Blank columns allow schools to enter their own results for different indicators i.e. the percentage of pupils attaining level 2 or above, or those achieving the Core Subject Indicator (CSI). The tables are based on the results from maintained schools.

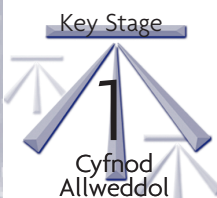
For 2002 and 2003, the FSM percentage was based on pupils of all ages. For 2004, the FSM percentage is based on pupils of compulsory school age only.

The charts towards the back of the book show the number of schools in a range of performance bands for each subject and the Core Subject Indicator. The charts are based on the number of schools with more than five pupils eligible for assessment.

Key Stage



Cyfnod
Allweddol



How to use the tables

Table 1: Schools with up to 8 per cent eligible for FSM
Percentage of pupils achieving level 2 or above

	Lower Quartile Chwartel Isaf	Median Canolrif	Upper Quartile Chwartel Uchaf
English/Saesneg*			
Teacher Assessment Aseiad Athro	86	87	93
Welsh/Cymraeg**			
Teacher Assessment Aseiad Athro	80	94	100
Mathematics/Mathemateg			
Teacher Assessment Aseiad Athro	88	95	97
Science/Gwyddoniaeth			
Teacher Assessment Aseiad Athro	85	89	98
Core Subject Indicator/Dangosydd Pynciau Craidd			
Teacher Assessment Aseiad Athro	78	89	100

Number of schools/Nifer yr ysgolion = 427, 273*, 172**

School performance is in the bottom 25% (the lower quartile) of schools in the table.

School performance is in the top 50% (above the median) and below the best performing 25% (the upper quartile).

School performance is in the bottom 50% (below the median) of schools but above the lowest performing 25% (the lower quartile).

School is performing in the top 25% (the upper quartile).

Terms used in the tables

- FSM:** The percentage of pupils who are known to be eligible for free school meals is based on the January 2004 School Census Returns.
- Lower Quartile:** The performance below which 25 per cent of schools fall.
- Median:** The performance exceeded by 50 per cent of schools.
- Upper Quartile:** The performance exceeded by 25 per cent of schools.
- Number of schools:** The number of schools with results used in this table.
- Core Subject Indicator:** The percentage of pupils attaining at least level 2 in each of English or Welsh (first language), mathematics and science in combination, as determined by the Teacher Assessments.

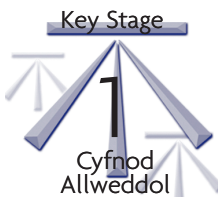


Table 1: Schools with up to 8 per cent eligible for FSM

Tabl 1: Ysgolion sydd â hyd at 8 y cant o ddisgyblion â hawl i BYD

Percentage of pupils achieving level 2 or above/Canran y disgyblion yn cyrraedd lefel 2 neu uwch

	Lower Quartile Chwartzel Isaf	Median Canolrif	Upper Quartile Chwartzel Uchaf
English/Saesneg*			
Teacher Assessment Asesiad Athro	86	92	97
Welsh/Cymraeg**			
Teacher Assessment Asesiad Athro	83	97	100
Mathematics/Mathemateg			
Teacher Assessment Asesiad Athro	88	94	100
Science/Gwyddoniaeth			
Teacher Assessment Asesiad Athro	90	98	100
Core Subject Indicator/Dangosydd Pynciau Craidd			
Teacher Assessment Asesiad Athro	80	89	97

Number of schools/Nifer yr ysgolion = 396, 242*, 167**

Table 2: Schools with over 8 per cent and up to 16 per cent eligible for FSM

Tabl 2: Ysgolion sydd â dros 8 y cant, a hyd at 16 y cant o ddisgyblion â hawl i BYD

Percentage of pupils achieving level 2 or above/Canran y disgyblion yn cyrraedd lefel 2 neu uwch

	Lower Quartile Chwartzel Isaf	Median Canolrif	Upper Quartile Chwartzel Uchaf
English/Saesneg*			
Teacher Assessment Asesiad Athro	81	88	94
Welsh/Cymraeg**			
Teacher Assessment Asesiad Athro	79	89	100
Mathematics/Mathemateg			
Teacher Assessment Asesiad Athro	84	91	97
Science/Gwyddoniaeth			
Teacher Assessment Asesiad Athro	84	93	100
Core Subject Indicator/Dangosydd Pynciau Craidd			
Teacher Assessment Asesiad Athro	75	84	92

Number of schools/Nifer yr ysgolion = 358, 219*, 156**

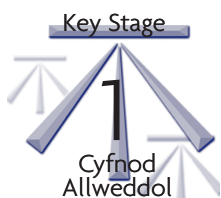


Table 5: Schools with over 33 per cent eligible for FSM

Tabl 5: Ysgolion sydd â dros 33 y cant o ddisgyblion â hawl i BYD

Percentage of pupils achieving level 2 or above/Canran y disgyblion yn cyrraedd lefel 2 neu uwch

	Lower Quartile Chwarterel Isaf	Median Canolrif	Upper Quartile Chwarterel Uchaf
English/Saesneg*			
Teacher Assessment Aseiad Athro	62	75	84
Welsh/Cymraeg**			
Teacher Assessment Aseiad Athro	68	85	100
Mathematics/Mathemateg			
Teacher Assessment Aseiad Athro	70	82	90
Science/Gwyddoniaeth			
Teacher Assessment Aseiad Athro	70	85	93
Core Subject Indicator/Dangosydd Pynciau Craidd			
Teacher Assessment Aseiad Athro	57	71	81

Number of schools/Nifer yr ysgolion = 258, 236*, 24**

Table 6: All Key Stage 1 schools

Tabl 6: Pob ysgol Cyfnod Allweddol 1

Percentage of pupils achieving level 2 or above/Canran y disgyblion yn cyrraedd lefel 2 neu uwch

	Lower Quartile Chwarterel Isaf	Median Canolrif	Upper Quartile Chwarterel Uchaf
English/Saesneg*			
Teacher Assessment Aseiad Athro	75	86	93
Welsh/Cymraeg**			
Teacher Assessment Aseiad Athro	80	91	100
Mathematics/Mathemateg			
Teacher Assessment Aseiad Athro	81	90	97
Science/Gwyddoniaeth			
Teacher Assessment Aseiad Athro	83	92	100
Core Subject Indicator/Dangosydd Pynciau Craidd			
Teacher Assessment Aseiad Athro	71	82	91

Number of schools/Nifer yr ysgolion = 1436, 1009*, 480**

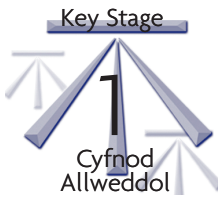


Table 9: Welsh or partly Welsh-medium schools with 9-16 per cent FSM

Tabl 9: Ysgolion Cymraeg neu rannol Gymraeg â 9-16 y cant PYD

Percentage of pupils achieving level 2 or above/Canran y disgyblion yn cyrraedd lefel 2 neu uwch

Welsh/Cymraeg		Lower Quartile Chwartel Isaf		Median Canolrif		Upper Quartile Chwartel Uchaf	
Teacher Assessment Asesiad Athro		79		89		100	
Mathematics/Mathemateg							
Teacher Assessment Asesiad Athro		80		90		100	
Science/Gwyddoniaeth							
Teacher Assessment Asesiad Athro		80		88		100	
Core Subject Indicator/Dangosydd Pynciau Craidd							
Teacher Assessment Asesiad Athro		69		80		91	

Number of schools/Nifer yr ysgolion = 159

Table 10: Welsh or partly Welsh-medium schools with 17-24 per cent FSM

Tabl 10: Ysgolion Cymraeg neu rannol Gymraeg â 17-24 y cant PYD

Percentage of pupils achieving level 2 or above/Canran y disgyblion yn cyrraedd lefel 2 neu uwch

Welsh/Cymraeg		Lower Quartile Chwartel Isaf		Median Canolrif		Upper Quartile Chwartel Uchaf	
Teacher Assessment Asesiad Athro		81		89		100	
Mathematics/Mathemateg							
Teacher Assessment Asesiad Athro		85		89		96	
Science/Gwyddoniaeth							
Teacher Assessment Asesiad Athro		85		91		100	
Core Subject Indicator/Dangosydd Pynciau Craidd							
Teacher Assessment Asesiad Athro		71		83		90	

Number of schools/Nifer yr ysgolion = 98

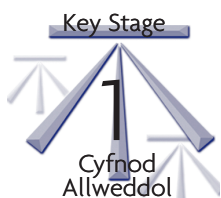


Table 13: All Welsh or partly Welsh-medium Key Stage 1 schools

Tabl 13: Ysgolion Cymraeg neu rannol Gymraeg Cyfnod Allweddol 1

Percentage of pupils achieving level 2 or above/Canran y disgyblion yn cyrraedd lefel 2 neu uwch

	Lower Quartile Chwartel Isaf	Median Canolrif	Upper Quartile Chwartel Uchaf
Welsh/Cymraeg*			
Teacher Assessment Asesiad Athro	80	91	100
English/Saesneg**			
Teacher Assessment Asesiad Athro	74	87	100
Mathematics/Mathemateg			
Teacher Assessment Asesiad Athro	82	90	100
Science/Gwyddoniaeth			
Teacher Assessment Asesiad Athro	83	92	100
Core Subject Indicator/Dangosydd Pynciau Craidd			
Teacher Assessment Asesiad Athro	71	83	93

Number of schools/Nifer yr ysgolion = 493, 477*, 68**

Table 14: All Welsh or partly Welsh-medium schools - Summary table

Tabl 14: Ysgolion Cymraeg neu rannol Gymraeg - Tabl Crynodeb

Percentage of pupils achieving level 2 or above/Canran y disgyblion yn cyrraedd lefel 2 neu uwch

	FSM band/Band PYD					All Schools Pob Ysgol
	Up to 8 per cent Hyd at 8 y cant	9 - 16	17 - 24	25 - 32	33 per cent or more 33 y cant neu ragor	
English/Saesneg						
Teacher Assessment Asesiad Athro	85	81	81	88	66	80
Welsh/Cymraeg						
Teacher Assessment Asesiad Athro	91	88	88	81	83	88
Mathematics/Mathemateg						
Teacher Assessment Asesiad Athro	91	88	88	86	80	88
Science/Gwyddoniaeth						
Teacher Assessment Asesiad Athro	92	87	89	86	82	89
Core Subject Indicator/Dangosydd Pynciau Craidd						
Teacher Assessment Asesiad Athro	85	81	81	75	70	81

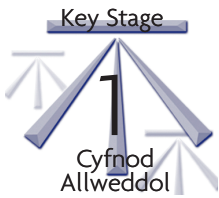


Table 17: English-medium schools with 9-12 per cent FSM

Tabl 17: Ysgolion Saesneg â 9-12 y cant PYD

Percentage of pupils achieving level 2 or above/Canran y disgyblion yn cyrraedd lefel 2 neu uwch

	Lower Quartile Chwartzel Isaf	Median Canolrif	Upper Quartile Chwartzel Uchaf
English/Saesneg			
Teacher Assessment Aseiad Athro	82	89	96
Mathematics/Mathemateg			
Teacher Assessment Aseiad Athro	88	93	98
Science/Gwyddoniaeth			
Teacher Assessment Aseiad Athro	89	94	100
Core Subject Indicator/Dangosydd Pynciau Craidd			
Teacher Assessment Aseiad Athro	78	87	93

Number of schools/Nifer yr ysgolion = 96

Table 18: English-medium schools with 13-16 per cent FSM

Tabl 18: Ysgolion Saesneg â 13-16 y cant PYD

Percentage of pupils achieving level 2 or above/Canran y disgyblion yn cyrraedd lefel 2 neu uwch

	Lower Quartile Chwartzel Isaf	Median Canolrif	Upper Quartile Chwartzel Uchaf
English/Saesneg			
Teacher Assessment Aseiad Athro	81	88	92
Mathematics/Mathemateg			
Teacher Assessment Aseiad Athro	86	91	97
Science/Gwyddoniaeth			
Teacher Assessment Aseiad Athro	91	96	100
Core Subject Indicator/Dangosydd Pynciau Craidd			
Teacher Assessment Aseiad Athro	76	85	91

Number of schools/Nifer yr ysgolion = 103

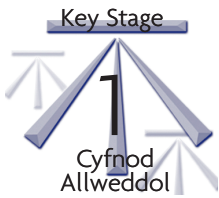


Table 21: English-medium schools with 25-28 per cent FSM

Tabl 21: Ysgolion Saesneg â 25-28 y cant PYD

Percentage of pupils achieving level 2 or above/Canran y disgyblion yn cyrraedd lefel 2 neu uwch

	Lower Quartile Chwartzel Isaf	Median Canolrif	Upper Quartile Chwartzel Uchaf
English/Saesneg			
Teacher Assessment Asesiad Athro	78	84	90
Mathematics/Mathemateg			
Teacher Assessment Asesiad Athro	82	88	93
Science/Gwyddoniaeth			
Teacher Assessment Asesiad Athro	83	89	95
Core Subject Indicator/Dangosydd Pynciau Craidd			
Teacher Assessment Asesiad Athro	75	82	89

Number of schools/Nifer yr ysgolion = 72

Table 22: English-medium schools with 29-32 per cent FSM

Tabl 22: Ysgolion Saesneg â 29-32 y cant PYD

Percentage of pupils achieving level 2 or above/Canran y disgyblion yn cyrraedd lefel 2 neu uwch

	Lower Quartile Chwartzel Isaf	Median Canolrif	Upper Quartile Chwartzel Uchaf
English/Saesneg			
Teacher Assessment Asesiad Athro	73	80	90
Mathematics/Mathemateg			
Teacher Assessment Asesiad Athro	77	84	91
Science/Gwyddoniaeth			
Teacher Assessment Asesiad Athro	82	89	97
Core Subject Indicator/Dangosydd Pynciau Craidd			
Teacher Assessment Asesiad Athro	71	78	85

Number of schools/Nifer yr ysgolion = 58

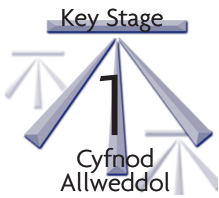


Table 25: English-medium schools with 49 per cent or more FSM

Tabl 25: Ysgolion Saesneg â 49 y cant neu ragor PYD

Percentage of pupils achieving level 2 or above/Canran y disgyblion yn cyrraedd lefel 2 neu uwch

	Lower Quartile Chwartzel Isaf	Median Canolrif	Upper Quartile Chwartzel Uchaf
English/Saesneg			
Teacher Assessment Aseiad Athro	57	72	85
Mathematics/Mathemateg			
Teacher Assessment Aseiad Athro	66	79	90
Science/Gwyddoniaeth			
Teacher Assessment Aseiad Athro	67	82	88
Core Subject Indicator/Dangosydd Pynciau Craidd			
Teacher Assessment Aseiad Athro	52	67	80

Number of schools/Nifer yr ysgolion = 80

Table 26: All English-medium Key Stage 1 schools

Tabl 26: Ysgolion Saesneg Cyfnod Allweddol 1

Percentage of pupils achieving level 2 or above/Canran y disgyblion yn cyrraedd lefel 2 neu uwch

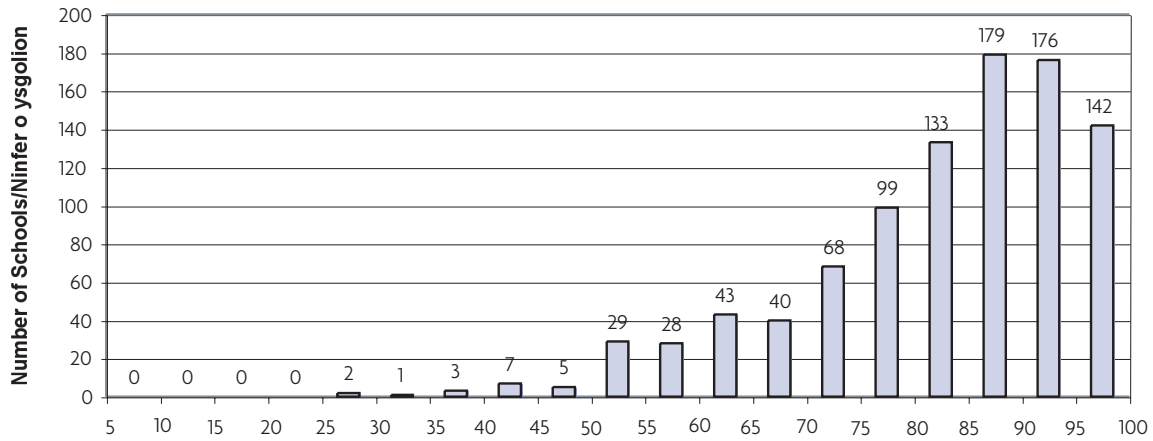
	Lower Quartile Chwartzel Isaf	Median Canolrif	Upper Quartile Chwartzel Uchaf
English/Saesneg			
Teacher Assessment Aseiad Athro	75	86	92
Mathematics/Mathemateg			
Teacher Assessment Aseiad Athro	81	89	95
Science/Gwyddoniaeth			
Teacher Assessment Aseiad Athro	83	92	99
Core Subject Indicator/Dangosydd Pynciau Craidd			
Teacher Assessment Aseiad Athro	71	82	90

Number of schools/Nifer yr ysgolion = 943

Performance Bands/Bandiau Perfformiad

English/Saesneg

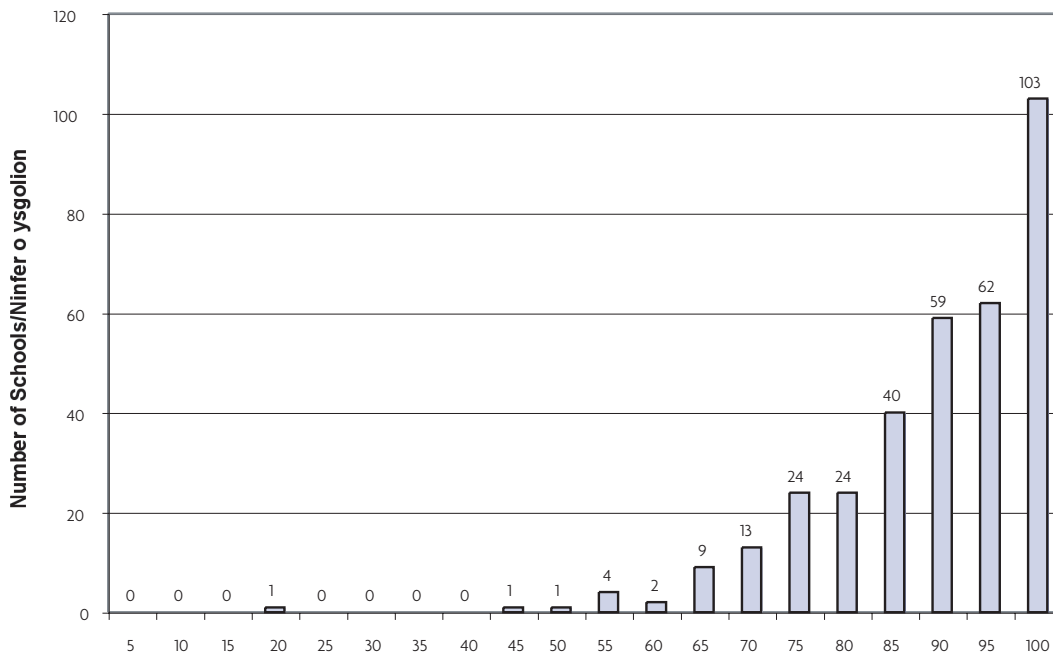
Teacher Assessments/Aseidiadau Athrawon



Per cent at level 2 or above/canran ar lefel 2 neu'n uwch

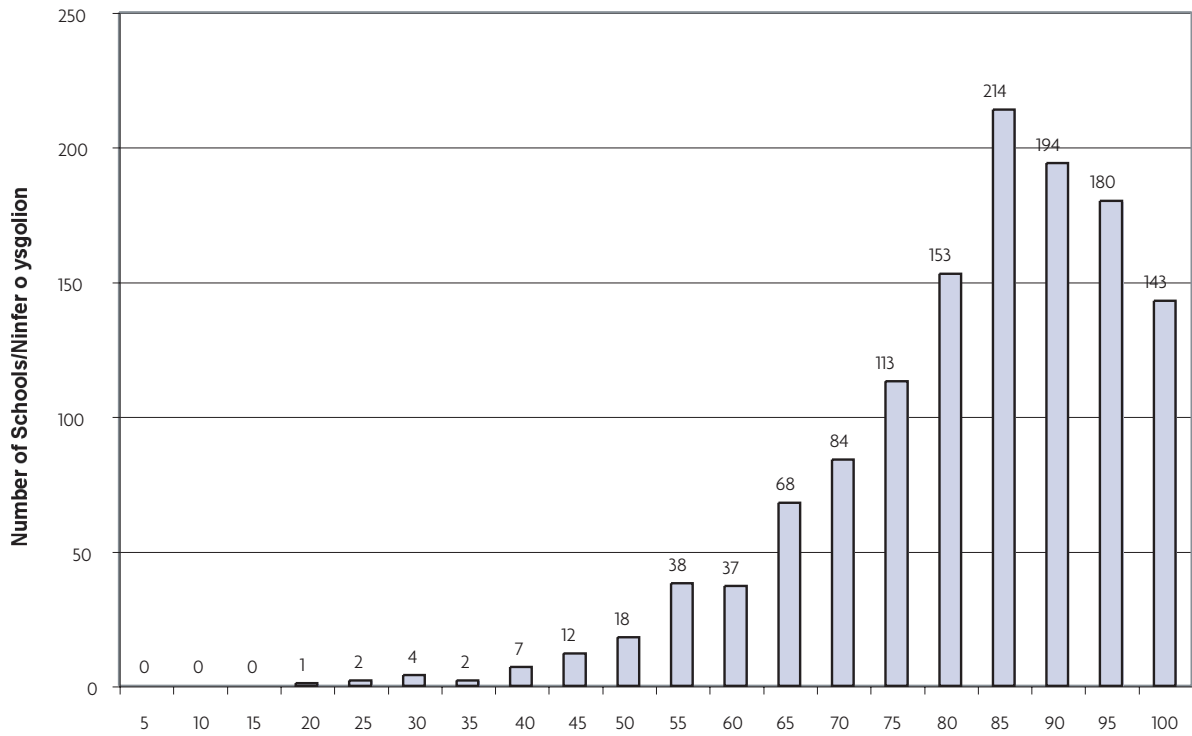
Welsh/Cymraeg

Teacher Assessments/Aseidiadau Athrawon



Per cent at level 2 or above/canran ar lefel 2 neu'n uwch

Core Subject Indicator/Dangosydd Pynciau Craidd Teacher Assessments/Aseidiadau Athrawo



Per cent at level 2 or above/canran ar lefel 2 neu'n uwch

