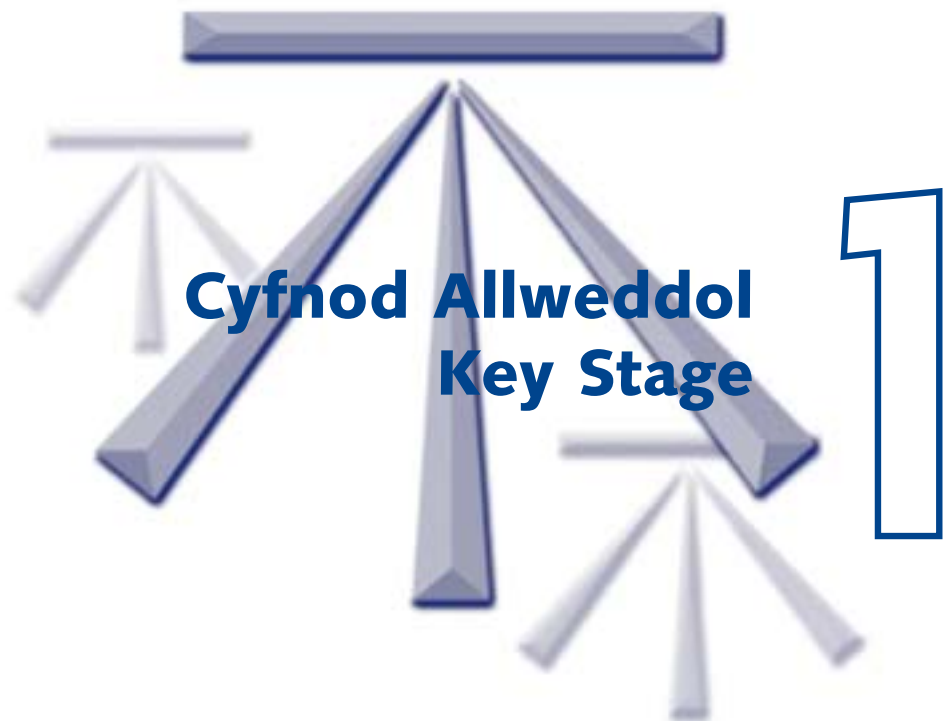


Dogfen Wybodaeth AHA rhif:
DFTE Information Document No: 046-03

Dyddiad Argraffu: Tachwedd 2003
Date of Issue: November 2003

Gwybodaeth Feincnodi



2003

Benchmark Information

Benchmark Information for Key Stage 1: 2003

Audience: Headteachers, Governing Bodies and Directors of Education

Further copies of this booklet and those listed below may be obtained from:

**Parents and Information Branch (SPD4)
Department for Training and Education
Welsh Assembly Government
Cathays Park
CARDIFF CF10 3NQ**

**(029) 2082 6010 Fax (029) 2082 6016
email - education.training@wales.gsi.gov.uk
or visit our website - www.learning.wales.gov.uk**

Also available from the Welsh Assembly Government

**National Curriculum Assessment and Public Examination Results (for each LEA area) 2002 and 2003
National Curriculum Assessment Results in Wales: Key Stage 1 for 1997 to 2001
National Curriculum Assessment Results in Wales: Key Stage 2 for 1997 to 2001
National Curriculum Assessment Results in Wales: Key Stage 3 for 1997 to 2001
National Curriculum Assessment Results in Wales: Key Stage 3 non-core subjects for 2001
GCSE/GNVQ Results in Wales: 1997 – 2001
A/AS level and GNVQ results in Wales: 2001
Benchmark Information for Key Stage 1: 1997 – 2002
Benchmark Information for Key Stage 2: 1997-2003
Benchmark Information for Key Stages 3 & 4: 1997 - 2002
Benchmark Information for Key Stage 3: 2003
Benchmark Information for Key Stage 4: 2003**

Gwybodaeth Feincodi ar gyfer Cyfnod Allweddol 1: 2003

Y Gynulleidfa: Prifathrawon, Cyrff Llywodraethol a Chyfarwyddwyr Addysg

Gellir cael ragor o gopiau o'r llyfryn yma ac y rhai sydd wedi ei rhestru isod wrth:

**Y Gangen Rhieni A Gwybodaeth (SPD4)
Adran Hyfforddiant ac Addysg
Llywodraeth Cynulliad Cymru
Parc Cathays
CAERDYDD CF10 3NQ**

**(029) 2082 6010 Ffacs (029) 2082 6016
e-bost : education.training@wales.gsi.gov.uk
neu ymweld ein wefan – www.dysgu.cymru.gov.uk**

Hefyd a'r gael o Llywodraeth Cynulliad Cymru

Canlyniadau'r Asesiad Cwricwlwm Cenedlaethol a Arholiadau Cyhoeddus (am bob ardal AAll) 2002 a 2003
Canlyniadau Asesiadau'r Cwricwlwm Cenedlaethol yng Nghymru: Cyfnod Allweddol 1 ar gyfer 1997 i 2001
Canlyniadau Asesiadau'r Cwricwlwm Cenedlaethol yng Nghymru: Cyfnod Allweddol 2 ar gyfer 1997 i 2001
Canlyniadau Asesiadau'r Cwricwlwm Cenedlaethol yng Nghymru: Cyfnod Allweddol 3 ar gyfer 1997 i 2001
Canlyniadau Asesiadau'r Cwricwlwm Cenedlaethol yng Nghymru: Cyfnod Allweddol 3 pynciau di-graidd ar gyfer 1997 i 2001
Canlyniadau TGAU/CGCC yng Nghymru: 1997 – 2001
Canlyniadau Safon U/UG a CGCC yng Nghymru: 2001
Gwybodaeth Feincodi ar gyfer Cyfnod Allweddol 1: 1997-2002
Gwybodaeth Feincodi ar gyfer Cyfnod Allweddol 2: 1997-2003
Gwybodaeth Feincodi ar gyfer Cyfnodau Allweddol 3 & 4: 1997-2002
Gwybodaeth Feincodi ar gyfer Cyfnodau Allweddol 3: 2003
Gwybodaeth Feincodi ar gyfer Cyfnodau Allweddol 4: 2003

Contents

	Page
Introduction	4
How to use the Benchmark Tables	6
All schools	
Table 1: Schools with up to and including 8 per cent free school meals	8
Table 2: Schools with 9-16 per cent free school meals	8
Table 3: Schools with 17-24 per cent free school meal	9
Table 4: Schools with 25-32 per cent free school meals	9
Table 5: Schools with 33 per cent or more free school meals	10
Table 6: All schools	10
Table 7: All schools - Summary Table	11
Welsh or partly Welsh medium schools	
Table 8: Schools with up to and including 8 per cent free school meals	11
Table 9: Schools with 9-16 per cent free school meals	12
Table 10: Schools with 17-24 per cent free school meals	12
Table 11: Schools with 25-32 per cent free school meals	13
Table 12: Schools with 33 per cent or more free school meals	13
Table 13: All schools	14
Table 14: All schools - Summary Table	14
English medium schools	
Table 15: Schools with up to and including 4 per cent free school meals	15
Table 16: Schools with 5-8 per cent free school meals	15
Table 17: Schools with 9-12 per cent free school meals	16
Table 18: Schools with 13-16 per cent free school meals	16
Table 19: Schools with 17-20 per cent free school meals	17
Table 20: Schools with 21-24 per cent free school meals	17
Table 21: Schools with 25-28 per cent free school meals	18
Table 22: Schools with 29-32 per cent free school meals	18
Table 23: Schools with 33-40 per cent free school meals	19
Table 24: Schools with 41-48 per cent free school meal	19
Table 25: Schools with 49 per cent or more free school meals	20
Table 26: All schools	20
Table 27: All schools - Summary Table	21
Performance Bands	
English	22
Welsh	22
Mathematics	23
Science	23
Core Subject Indicator	24

	Tudalen
Cyflwyniad	5
Sut i ddefnyddio'r Tablau Meincnodi	7
Pob Ysgol	
Tabl 1: Ysgolion â hyd at, a chan gynnwys, 8 y cant prydau ysgol di-dâl	8
Tabl 2: Ysgolion â 9 i 16 y cant prydau ysgol di-dâl	8
Tabl 3: Ysgolion â 17 i 24 y cant prydau ysgol di-dâl	9
Tabl 4: Ysgolion â 25 i 32 y cant prydau ysgol di-dâl	9
Tabl 5: Ysgolion â 33 y cant neu ragor prydau ysgol di-dâl	10
Tabl 6: Pob ysgol	10
Tabl 7: Pob ysgol - Tabl Crynodeb	11
Ysgolion Cymraeg neu rannol Gymraeg	
Tabl 8: Ysgolion â hyd at, a chan gynnwys, 8 y cant prydau ysgol di-dâl	11
Tabl 9: Ysgolion â 9 i 16 y cant prydau ysgol di-dâl	12
Tabl 10: Ysgolion â 17 i 24 y cant prydau ysgol di-dâl	12
Tabl 11: Ysgolion â 25 i 32 y cant prydau ysgol di-dâl	13
Tabl 12: Ysgolion â 33 y cant neu ragor prydau ysgol di-dâl	13
Tabl 13: Pob ysgol	14
Tabl 14: Pob ysgol - Tabl Crynodeb	14
Ysgolion Saesneg	
Tabl 15: Ysgolion â hyd at, a chan gynnwys, 4 y cant prydau ysgol di-dâl	15
Tabl 16: Ysgolion â 5 i 8 y cant prydau ysgol di-dâl	15
Tabl 17: Ysgolion â 9 i 12 y cant prydau ysgol di-dâl	16
Tabl 18: Ysgolion â 13 i 16 y cant prydau ysgol di-dâl	16
Tabl 19: Ysgolion â 17 i 20 y cant prydau ysgol di-dâl	17
Tabl 20: Ysgolion â 21 i 24 y cant prydau ysgol di-dâl	17
Tabl 21: Ysgolion â 25 i 28 y cant prydau ysgol di-dâl	18
Tabl 22: Ysgolion â 29 i 32 y cant prydau ysgol di-dâl	18
Tabl 23: Ysgolion â 33 i 40 y cant prydau ysgol di-dâl	19
Tabl 24: Ysgolion â 41 i 48 y cant prydau ysgol di-dâl	19
Tabl 25: Ysgolion â 49 y cant neu ragor prydau ysgol di-dâl	20
Tabl 26: Pob ysgol	20
Tabl 27: Pob ysgol - Tabl Crynodeb	21
Bandiau Perfformiad	
Saesneg	22
Cymraeg	22
Mathemateg	23
Gwyddoniaeth	23
Dangosydd Pynciau Craidd	24

Introduction

This is the seventh year for which benchmark information has been published and it is hoped that schools and LEAs will use it to support their target setting processes. The tables displayed in this booklet are based on the results derived from the 2003 National Curriculum assessments.

The purpose of providing benchmark information is to show how well schools can do, whatever their circumstances. Benchmark Information brings together the results of similar schools into simple tables, which are ordered according to the proportion of children known to be eligible for free school meals (FSM). By looking at the tables, which have been extended for English-medium schools, schools can find out how well their results compare with similar schools.

The presentation of the benchmark information illustrates clearly the range of performance in each group of schools. Blank columns allow schools to enter their own results for different indicators i.e. the percentage of pupils attaining level 2 or above, or those achieving the Core Subject Indicator (CSI). The tables are based on the results from maintained schools.

The charts towards the back of the book show the number of schools in a range of performance bands for each subject and the Core Subject Indicator. The charts are based on the number of schools with more than five pupils eligible for assessment.

Cyflwyniad

Dyma'r seithfed flwyddyn y mae'r wybodaeth feincnodi wedi'i chyhoeddi, a'r gobaith yw y bydd ysgolion ac AALLau yn ei defnyddio i'w helpu gyda'u prosesau gosod targedau. Mae'r tablau sydd yn y llyfr hwn wedi'u seilio ar y canlyniadau sy'n deillio o asesiadau athrawon o dan y Cwricwlwm Cenedlaethol yn 2003.

Diben rhoi gwybodaeth feincnodi yw dangos cystal gwaith y gall ysgolion ei gyflawni, beth bynnag y bo'u hamgylchiadau. Mae Gwybodaeth Feincnodi yn dwyn ynghyd ganlyniadau ysgolion tebyg ac yn eu rhoi mewn tablau syml sydd wedi'u trefnu yn ôl nifer y plant y gwyddys eu bod yn gymwys i gael pryd ysgol am ddim (PYD). Drwy edrych ar y tablau, sydd bellach yn cynnwys ysgolion cyfrwng-Saesneg, gall ysgolion weld sut mae eu canlyniadau'n cymharu ag ysgolion tebyg.

Mae'r ffordd y mae'r wybodaeth feincnodi wedi'i chyflwyno yn dangos yn glir sut mae perfformiad pob grŵp o ysgolion yn amrywio. Mae'r colofnau gwag yn caniatâu i ysgolion gofnodi eu canlyniadau eu hunain ar gyfer y gwahanol ddangosyddion h.y. canran y disgyblion sy'n cyrraedd lefel 2 neu uwch, neu'r rhai sy'n cyflawni'r Dangosydd Pynciau Craidd. Mae'r canlyniadau wedi'u seilio ar ganlyniadau ysgolion a gynhelir.

Mae'r siartiau tua cefn y llyfr yn dangos nifer yr ysgolion sydd mewn ystod o fandiau perfformiad ar gyfer pob pwnc ac ar gyfer y Dangosydd Pynciau Craidd. Mae'r siartiau wedi'u seilio ar nifer yr ysgolion lle mae mwy na phum disgybl sy'n gymwys i'w hasesu.

How to use the tables

Table 1: Schools with up to 8 per cent eligible for FSM

Percentage of pupils achieving level 2 or above

	Lower Quartile Chwartel Isaf	Median Canolrif	Upper Quartile Chwartel Uchaf
English/Saesneg*			
Teacher Assessment Aseiad Athro	86	87	93
Welsh/Cymraeg**			
Teacher Assessment Aseiad Athro	80	94	100
Mathematics/Mathemateg			
Teacher Assessment Aseiad Athro	88	95	97
Science/Gwyddoniaeth			
Teacher Assessment Aseiad Athro	85	89	98
Core Subject Indicator/Dangosydd Pynciau Craidd			
Teacher Assessment Aseiad Athro	78	89	100

Number of schools/Nifer yr ysgolion = 427, 273*, 172**

School performance is in the bottom 25% (the lower quartile) of schools in the table.

School performance is in the top 50% (above the median) and below the best performing 25% (the upper quartile).

School performance is in the bottom 50% (below the median) of schools but above the lowest performing 25% (the lower quartile).

School is performing in the top 25% (the upper quartile).

Terms used in the tables

FSM: The percentage of pupils who are known to be eligible for free school meals is based on the January 2003 School Census Returns.

Lower Quartile: The performance below which 25 per cent of schools fall.

Median: The performance exceeded by 50 per cent of schools.

Upper Quartile: The performance exceeded by 25 per cent of schools.

Number of schools: The number of schools with results used in this table.

Core Subject Indicator: The percentage of pupils attaining at least level 2 in each of English or Welsh (first language), mathematics and science in combination, as determined by the Teacher Assessments.

Sut i ddefnyddio'r tablau



Tabl 1: Ysgolion â hyd at 8 y cant yn gymwys i gael PYD

Canran y disgyblion yn cyrraedd lefel 2 neu uwch

	Chwarter Isaf Lower Quartile		Canolrif Median	Chwarter Uchaf Upper Quartile	
Saesneg/English*		86	87	93	100
Asesiad Athro Teacher Assessment					
Cymraeg/Welsh**		80		94	100
Asesiad Athro Teacher Assessment					100
Mathemateg/Mathematics		88		95	100
Asesiad Athro Teacher Assessment				97	
Gwyddoniaeth/Science		85	89	98	100
Asesiad Athro Teacher Assessment					
Dangosydd Pynciau Craidd/Core Subject Indicator		78		89	100
Asesiad Athro Teacher Assessment					

Nifer yr ysgolion/Number of schools = 427, 273*, 172**

Perfformiad ysgol yn y 25% isaf (y chwarter isaf) o ysgolion yn y tabl.

Perfformiad ysgol yn y 50% uchaf (uwchlaw'r canolrif ac islaw'r 25% sy'n perfformio orau (y chwarter uchaf)

Perfformiad ysgol yn y 50% isaf (islaw'r canolrif) o ysgolion ond uwchlaw'r 25% isaf eu perfformiad (chwarter isaf)

Ysgol yn perfformio yn y 25% uchaf (y chwarter uchaf)

Termau a ddefnyddir yn y tablau

PYD: Canran y disgyblion y gwyddys eu bod yn gymwys i gael prydau ysgol am ddim wedi ei seilio ar Ffurflenni Cyfrifiad Ysgolion Ionawr 2003.

Chwarter Isaf: Y perfformiad y mae 25 y cant o ysgolion yn cwmpo'n is nag ef.

Canolrif: Y perfformiad y mae 50 y cant o ysgolion yn gwneud yn well nag ef.

Chwarter Uchaf: Y perfformiad y mae 25 y cant o ysgolion yn gwneud yn well nag ef.

Nifer yr ysgolion: Nifer yr ysgolion â chanlyniadau wedi'u defnyddio yn y tabl.

Dangosydd Pynciau Craidd: Canran y disgyblion yn cyrraedd o leiaf lefel 2 mewn Cymraeg (iaith gyntaf) neu Saesneg, mathemateg a gwyddoniaeth mewn cyfuniad fel a bennir gan Asesiad Athro.

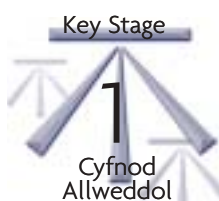


Table 1: Schools with up to 8 per cent eligible for FSM

Tabl 1: Ysgolion â hyd at 8 y cant yn gymwys i gael PYD

Percentage of pupils achieving level 2 or above/Canran y disgyblion yn cyrraedd lefel 2 neu uwch

	Lower Quartile Chwartzel Isaf	Median Canolrif	Upper Quartile Chwartzel Uchaf
English/Saesneg*			
Teacher Assessment Asesiad Athro	86	93	100
Welsh/Cymraeg**			
Teacher Assessment Asesiad Athro	80	94	100
Mathematics/Mathemateg			
Teacher Assessment Asesiad Athro	88	95	100
Science/Gwyddoniaeth			
Teacher Assessment Asesiad Athro	89	98	100
Core Subject Indicator/Dangosydd Pynciau Craidd			
Teacher Assessment Asesiad Athro	78	89	100

Number of schools/Nifer yr ysgolion = 427, 273*, 172**

Table 2: Schools with 9-16 per cent eligible for FSM

Tabl 2: Ysgolion â 9-16 y cant yn gymwys i gael PYD

Percentage of pupils achieving level 2 or above/Canran y disgyblion yn cyrraedd lefel 2 neu uwch

	Lower Quartile Chwartzel Isaf	Median Canolrif	Upper Quartile Chwartzel Uchaf
English/Saesneg*			
Teacher Assessment Asesiad Athro	79	87	94
Welsh/Cymraeg**			
Teacher Assessment Asesiad Athro	77	90	100
Mathematics/Mathemateg			
Teacher Assessment Asesiad Athro	83	91	100
Science/Gwyddoniaeth			
Teacher Assessment Asesiad Athro	84	93	100
Core Subject Indicator/Dangosydd Pynciau Craidd			
Teacher Assessment Asesiad Athro	75	83	92

Number of schools/Nifer yr ysgolion = 392, 251*, 165**



Table 3: Schools with 17-24 per cent eligible for FSM

Tabl 3: Ysgolion â 17-24 y cant yn gymwys i gael PYD

Percentage of pupils achieving level 2 or above/Canran y disgyblion yn cyrraedd lefel 2 neu uwch

	Lower Quartile Chwartzel Isaf	Median Canolrif	Upper Quartile Chwartzel Uchaf
English/Saesneg*			
Teacher Assessment Asesiad Athro	75	85	91
Welsh/Cymraeg**			
Teacher Assessment Asesiad Athro	77	86	100
Mathematics/Mathemateg			
Teacher Assessment Asesiad Athro	80	88	95
Science/Gwyddoniaeth			
Teacher Assessment Asesiad Athro	80	90	96
Core Subject Indicator/Dangosydd Pynciau Craidd			
Teacher Assessment Asesiad Athro	72	80	89

Number of schools/Nifer yr ysgolion = 265, 186*, 92**

Table 4: Schools with 25-32 per cent eligible for FSM

Tabl 4: Ysgolion â 25-32 y cant yn gymwys i gael PYD

Percentage of pupils achieving level 2 or above/Canran y disgyblion yn cyrraedd lefel 2 neu uwch

	Lower Quartile Chwartzel Isaf	Median Canolrif	Upper Quartile Chwartzel Uchaf
English/Saesneg*			
Teacher Assessment Asesiad Athro	67	78	87
Welsh/Cymraeg**			
Teacher Assessment Asesiad Athro	74	83	99
Mathematics/Mathemateg			
Teacher Assessment Asesiad Athro	75	85	92
Science/Gwyddoniaeth			
Teacher Assessment Asesiad Athro	75	86	96
Core Subject Indicator/Dangosydd Pynciau Craidd			
Teacher Assessment Asesiad Athro	60	75	84

Number of schools/Nifer yr ysgolion = 159, 127*, 36**



Table 5: Schools with 33 per cent or more eligible for FSM

Tabl 5: Ysgolion â 33 y cant neu ragor yn gymwys i gael PYD

Percentage of pupils achieving level 2 or above/Canran y disgyblion yn cyrraedd lefel 2 neu uwch

	Lower Quartile Chwartzel Isaf	Median Canolrif	Upper Quartile Chwartzel Uchaf
English/Saesneg*			
Teacher Assessment Aseiad Athro	60	73	83
Welsh/Cymraeg**			
Teacher Assessment Aseiad Athro	75	86	97
Mathematics/Mathemateg			
Teacher Assessment Aseiad Athro	70	80	89
Science/Gwyddoniaeth			
Teacher Assessment Aseiad Athro	71	82	91
Core Subject Indicator/Dangosydd Pynciau Craidd			
Teacher Assessment Aseiad Athro	57	69	79

Number of schools/Nifer yr ysgolion = 200, 186*, 16**

Table 6: All Key Stage 1 schools

Tabl 6: Pob ysgol Cyfnod Allweddol 1

Percentage of pupils achieving level 2 or above/Canran y disgyblion yn cyrraedd lefel 2 neu uwch

	Lower Quartile Chwartzel Isaf	Median Canolrif	Upper Quartile Chwartzel Uchaf
English/Saesneg*			
Teacher Assessment Aseiad Athro	74	85	93
Welsh/Cymraeg**			
Teacher Assessment Aseiad Athro	79	89	100
Mathematics/Mathemateg			
Teacher Assessment Aseiad Athro	80	90	100
Science/Gwyddoniaeth			
Teacher Assessment Aseiad Athro	82	92	100
Core Subject Indicator/Dangosydd Pynciau Craidd			
Teacher Assessment Aseiad Athro	71	82	92

Number of schools/Nifer yr ysgolion = 1443, 1023*, 481**

Table 7: All Key Stage 1 Schools - Summary table

Tabl 7: Pob Ysgol Cyfnod Allweddol 1 - Tabl Crynodeb

Percentage of pupils achieving level 2 or above/Canran y disgyblion yn cyrraedd lefel 2 neu uwch



FSM band/Band PYD				
Up to 8 per cent Hyd at 8 y cant	9 - 16	17 - 24	25 - 32	33 per cent or more 33 y cant neu ragor

English/Saesneg

Teacher Assessment Aseiad Athro	91	86	82	76	73
------------------------------------	----	----	----	----	----

Welsh/Cymraeg

Teacher Assessment Aseiad Athro	90	86	85	84	83
------------------------------------	----	----	----	----	----

Mathematics/Mathemateg

Teacher Assessment Aseiad Athro	93	89	86	83	79
------------------------------------	----	----	----	----	----

Science/Gwyddoniaeth

Teacher Assessment Aseiad Athro	94	90	87	83	81
------------------------------------	----	----	----	----	----

Core Subject Indicator/Dangosydd Pynciau Craidd

Teacher Assessment Aseiad Athro	88	82	79	73	69
------------------------------------	----	----	----	----	----

Table 8: Welsh or partly Welsh-medium schools with up to 8 per cent FSM

Tabl 8: Ysgolion Cymraeg neu rannol Gymraeg â hyd at 8 y cant PYD

Percentage of pupils achieving level 2 or above/Canran y disgyblion yn cyrraedd lefel 2 neu uwch

	Lower Quartile Chwartzel Isaf	Median Canolrif	Upper Quartile Chwartzel Uchaf
Welsh/Cymraeg			
Teacher Assessment Aseiad Athro	80	94	100
Mathematics/Mathemateg			
Teacher Assessment Aseiad Athro	82	93	100
Science/Gwyddoniaeth			
Teacher Assessment Aseiad Athro	83	100	100
Core Subject Indicator/Dangosydd Pynciau Craidd			
Teacher Assessment Aseiad Athro	74	83	100

Number of schools/Nifer yr ysgolion = 178

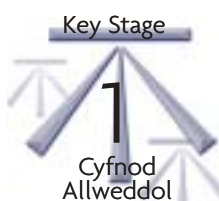


Table 9: Welsh or partly Welsh-medium schools with 9-16 per cent FSM

Tabl 9: Ysgolion Cymraeg neu rannol Gymraeg â 9-16 y cant PYD

Percentage of pupils achieving level 2 or above/Canran y disgyblion yn cyrraedd lefel 2 neu uwch

Welsh/Cymraeg		Lower Quartile Chwartzel Isaf		Median Canolrif		Upper Quartile Chwartzel Uchaf	
Teacher Assessment Aseiad Athro		78		90		100	
Mathematics/Mathemateg							
Teacher Assessment Aseiad Athro		83		92		100	
Science/Gwyddoniaeth							
Teacher Assessment Aseiad Athro		83		93		100	
Core Subject Indicator/Dangosydd Pynciau Craidd							
Teacher Assessment Aseiad Athro		71		83		93	

Number of schools/Nifer yr ysgolion = 174

Table 10: Welsh or partly Welsh-medium schools with 17-24 per cent FSM

Tabl 10: Ysgolion Cymraeg neu rannol Gymraeg â 17-24 y cant PYD

Percentage of pupils achieving level 2 or above/Canran y disgyblion yn cyrraedd lefel 2 neu uwch

Welsh/Cymraeg		Lower Quartile Chwartzel Isaf		Median Canolrif		Upper Quartile Chwartzel Uchaf	
Teacher Assessment Aseiad Athro		77		86		100	
Mathematics/Mathemateg							
Teacher Assessment Aseiad Athro		80		88		96	
Science/Gwyddoniaeth							
Teacher Assessment Aseiad Athro		79		90		100	
Core Subject Indicator/Dangosydd Pynciau Craidd							
Teacher Assessment Aseiad Athro		73		80		89	

Number of schools/Nifer yr ysgolion = 99



Table 11: Welsh or partly Welsh-medium schools with 25-32 per cent FSM

Tabl 11: Ysgolion Cymraeg neu rannol Gymraeg â 25-32 y cant PYD

Percentage of pupils achieving level 2 or above/Canran y disgyblion yn cyrraedd lefel 2 neu uwch

Welsh/Cymraeg		Lower Quartile Chwartzel Isaf		Median Canolrif		Upper Quartile Chwartzel Uchaf	
Teacher Assessment Asesiad Athro		74		83		99	
Mathematics/Mathemateg							
Teacher Assessment Asesiad Athro		75		83		100	
Science/Gwyddoniaeth							
Teacher Assessment Asesiad Athro		75		90		100	
Core Subject Indicator/Dangosydd Pynciau Craidd							
Teacher Assessment Asesiad Athro		60		75		85	

Number of schools/Nifer yr ysgolion = 39

Table 12: All Welsh or partly Welsh-medium schools with 33 per cent or more FSM

Tabl 12: Ysgolion Cymraeg neu rannol Gymraeg â 33 y cant neu ragor PYD

Percentage of pupils achieving level 2 or above/Canran y disgyblion yn cyrraedd lefel 2 neu uwch

Welsh/Cymraeg		Lower Quartile Chwartzel Isaf		Median Canolrif		Upper Quartile Chwartzel Uchaf	
Teacher Assessment Asesiad Athro		75		86		97	
Mathematics/Mathemateg							
Teacher Assessment Asesiad Athro		75		86		93	
Science/Gwyddoniaeth							
Teacher Assessment Asesiad Athro		75		93		95	
Core Subject Indicator/Dangosydd Pynciau Craidd							
Teacher Assessment Asesiad Athro		66		76		83	

Number of schools/Nifer yr ysgolion = 25

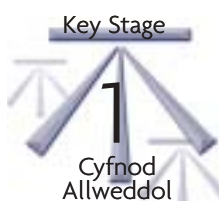


Table 13: All Welsh or partly Welsh-medium Key Stage 1 schools

Tabl 13: Ysgolion Cymraeg neu rannol Gymraeg Cyfnod Allweddol 1

Percentage of pupils achieving level 2 or above/Canran y disgyblion yn cyrraedd lefel 2 neu uwch

	Lower Quartile Chwartel Isaf	Median Canolrif	Upper Quartile Chwartel Uchaf
Welsh/Cymraeg*			
Teacher Assessment Aseiad Athro	79	89	100
English/Saesneg**			
Teacher Assessment Aseiad Athro	71	85	100
Mathematics/Mathemateg			
Teacher Assessment Aseiad Athro	80	90	100
Science/Gwyddoniaeth			
Teacher Assessment Aseiad Athro	81	93	100
Core Subject Indicator/Dangosydd Pynciau Craidd			
Teacher Assessment Aseiad Athro	71	81	94

Number of schools/Nifer yr ysgolion = 515, 480*, 98**

Table 14: All Welsh or partly Welsh-medium schools - Summary table

Tabl 14: Ysgolion Cymraeg neu rannol Gymraeg - Tabl Crynodeb

Percentage of pupils achieving level 2 or above/Canran y disgyblion yn cyrraedd lefel 2 neu uwch

	FSM band/Band PYD					All Schools Pob Ysgol
	Up to 8 per cent Hyd at 8 y cant	9 - 16	17 - 24	25 - 32	33 per cent or more 33 y cant neu ragor	
English/Saesneg						
Teacher Assessment Aseiad Athro	86	80	82	76	75	80
Welsh/Cymraeg						
Teacher Assessment Aseiad Athro	90	86	85	84	83	87
Mathematics/Mathemateg						
Teacher Assessment Aseiad Athro	90	87	86	85	83	87
Science/Gwyddoniaeth						
Teacher Assessment Aseiad Athro	91	88	86	83	85	88
Core Subject Indicator/Dangosydd Pynciau Craidd						
Teacher Assessment Aseiad Athro	84	79	78	75	74	79



Table 15: English-medium schools with up to 4 per cent FSM

Tabl 15: Ysgolion Saesneg â hyd at 4 y cant PYD

Percentage of pupils achieving level 2 or above/Canran y disgyblion yn cyrraedd lefel 2 neu uwch

English/Saesneg		Lower Quartile Chwartzel Isaf		Median Canolrif		Upper Quartile Chwartzel Uchaf	
Teacher Assessment Aseiad Athro		86		95		100	
Mathematics/Mathemateg							
Teacher Assessment Aseiad Athro		92		98		100	
Science/Gwyddoniaeth							
Teacher Assessment Aseiad Athro		94		100		100	
Core Subject Indicator/Dangosydd Pynciau Craidd							
Teacher Assessment Aseiad Athro		85		93		100	

Number of schools/Nifer yr ysgolion = 112

Table 16: English-medium schools with 5-8 per cent FSM

Tabl 16: Ysgolion Saesneg â 5-8 y cant PYD

Percentage of pupils achieving level 2 or above/Canran y disgyblion yn cyrraedd lefel 2 neu uwch

English/Saesneg		Lower Quartile Chwartzel Isaf		Median Canolrif		Upper Quartile Chwartzel Uchaf	
Teacher Assessment Aseiad Athro		85		91		97	
Mathematics/Mathemateg							
Teacher Assessment Aseiad Athro		88		94		100	
Science/Gwyddoniaeth							
Teacher Assessment Aseiad Athro		90		96		100	
Core Subject Indicator/Dangosydd Pynciau Craidd							
Teacher Assessment Aseiad Athro		80		90		95	

Number of schools/Nifer yr ysgolion = 137



Table 17: English-medium schools with 9-12 per cent FSM

Tabl 17: Ysgolion Saesneg â 9-12 y cant PYD

Percentage of pupils achieving level 2 or above/Canran y disgyblion yn cyrraedd lefel 2 neu uwch

	Lower Quartile Chwartel Isaf	Median Canolrif	Upper Quartile Chwartel Uchaf
English/Saesneg			
Teacher Assessment Asesiad Athro	81	89	96
Mathematics/Mathemateg			
Teacher Assessment Asesiad Athro	86	91	98
Science/Gwyddoniaeth			
Teacher Assessment Asesiad Athro	85	93	100
Core Subject Indicator/Dangosydd Pynciau Craidd			
Teacher Assessment Asesiad Athro	78	86	93

Number of schools/Nifer yr ysgolion = 108

Table 18: English-medium schools with 13-16 per cent FSM

Tabl 18: Ysgolion Saesneg â 13-16 y cant PYD

Percentage of pupils achieving level 2 or above/Canran y disgyblion yn cyrraedd lefel 2 neu uwch

	Lower Quartile Chwartel Isaf	Median Canolrif	Upper Quartile Chwartel Uchaf
English/Saesneg			
Teacher Assessment Asesiad Athro	79	86	93
Mathematics/Mathemateg			
Teacher Assessment Asesiad Athro	83	90	97
Science/Gwyddoniaeth			
Teacher Assessment Asesiad Athro	85	93	100
Core Subject Indicator/Dangosydd Pynciau Craidd			
Teacher Assessment Asesiad Athro	75	83	91

Number of schools/Nifer yr ysgolion = 110



Table 19: English-medium schools with 17-20 per cent FSM

Tabl 19: Ysgolion Saesneg â 17-20 y cant PYD

Percentage of pupils achieving level 2 or above/Canran y disgyblion yn cyrraedd lefel 2 neu uwch

	Lower Quartile Chwartzel Isaf	Median Canolrif	Upper Quartile Chwartzel Uchaf
English/Saesneg			
Teacher Assessment Aseiad Athro	75	83	90
Mathematics/Mathemateg			
Teacher Assessment Aseiad Athro	82	88	95
Science/Gwyddoniaeth			
Teacher Assessment Aseiad Athro	82	90	96
Core Subject Indicator/Dangosydd Pynciau Craidd			
Teacher Assessment Aseiad Athro	73	82	88

Number of schools/Nifer yr ysgolion = 87

Table 20: English-medium schools with 21-24 per cent FSM

Tabl 20: Ysgolion Saesneg â 21-24 y cant PYD

Percentage of pupils achieving level 2 or above/Canran y disgyblion yn cyrraedd lefel 2 neu uwch

	Lower Quartile Chwartzel Isaf	Median Canolrif	Upper Quartile Chwartzel Uchaf
English/Saesneg			
Teacher Assessment Aseiad Athro	73	85	91
Mathematics/Mathemateg			
Teacher Assessment Aseiad Athro	78	87	94
Science/Gwyddoniaeth			
Teacher Assessment Aseiad Athro	81	91	95
Core Subject Indicator/Dangosydd Pynciau Craidd			
Teacher Assessment Aseiad Athro	69	81	89

Number of schools/Nifer yr ysgolion = 79

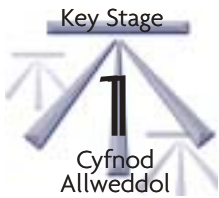


Table 21: English-medium schools with 25-28 per cent FSM

Tabl 21: Ysgolion Saesneg â 25-28 y cant PYD

Percentage of pupils achieving level 2 or above/Canran y disgyblion yn cyrraedd lefel 2 neu uwch

	Lower Quartile Chwartzel Isaf	Median Canolrif	Upper Quartile Chwartzel Uchaf
English/Saesneg			
Teacher Assessment Asesiad Athro	67	80	88
Mathematics/Mathemateg			
Teacher Assessment Asesiad Athro	80	89	94
Science/Gwyddoniaeth			
Teacher Assessment Asesiad Athro	78	89	95
Core Subject Indicator/Dangosydd Pynciau Craidd			
Teacher Assessment Asesiad Athro	61	76	84

Number of schools/Nifer yr ysgolion = 65

Table 22: English-medium schools with 29-32 per cent FSM

Tabl 22: Ysgolion Saesneg â 29-32 y cant PYD

Percentage of pupils achieving level 2 or above/Canran y disgyblion yn cyrraedd lefel 2 neu uwch

	Lower Quartile Chwartzel Isaf	Median Canolrif	Upper Quartile Chwartzel Uchaf
English/Saesneg			
Teacher Assessment Asesiad Athro	64	77	84
Mathematics/Mathemateg			
Teacher Assessment Asesiad Athro	74	81	90
Science/Gwyddoniaeth			
Teacher Assessment Asesiad Athro	73	82	93
Core Subject Indicator/Dangosydd Pynciau Craidd			
Teacher Assessment Asesiad Athro	58	75	83

Number of schools/Nifer yr ysgolion = 55



Table 23: English-medium schools with 33-40 per cent FSM

Tabl 23: Ysgolion Saesneg â 33-40 y cant PYD

Percentage of pupils achieving level 2 or above/Canran y disgyblion yn cyrraedd lefel 2 neu uwch

	Lower Quartile Chwartzel Isaf	Median Canolrif	Upper Quartile Chwartzel Uchaf
English/Saesneg			
Teacher Assessment Asesiad Athro	62	74	83
Mathematics/Mathemateg			
Teacher Assessment Asesiad Athro	71	81	87
Science/Gwyddoniaeth			
Teacher Assessment Asesiad Athro	71	81	91
Core Subject Indicator/Dangosydd Pynciau Craidd			
Teacher Assessment Asesiad Athro	56	72	79

Number of schools/Nifer yr ysgolion = 88

Table 24: English-medium schools with 41- 48 per cent FSM

Tabl 24: Ysgolion Saesneg â 41- 48 y cant PYD

Percentage of pupils achieving level 2 or above/Canran y disgyblion yn cyrraedd lefel 2 neu uwch

	Lower Quartile Chwartzel Isaf	Median Canolrif	Upper Quartile Chwartzel Uchaf
English/Saesneg			
Teacher Assessment Asesiad Athro	58	73	87
Mathematics/Mathemateg			
Teacher Assessment Asesiad Athro	66	78	90
Science/Gwyddoniaeth			
Teacher Assessment Asesiad Athro	69	82	90
Core Subject Indicator/Dangosydd Pynciau Craidd			
Teacher Assessment Asesiad Athro	56	67	83

Number of schools/Nifer yr ysgolion = 47



Table 25: English-medium schools with 49 per cent or more FSM

Tabl 25: Ysgolion Saesneg â 49 y cant neu ragor PYD

Percentage of pupils achieving level 2 or above/Canran y disgyblion yn cyrraedd lefel 2 neu uwch

	Lower Quartile Chwartzel Isaf	Median Canolrif	Upper Quartile Chwartzel Uchaf
English/Saesneg			
Teacher Assessment Aseiad Athro	56	70	79
Mathematics/Mathemateg			
Teacher Assessment Aseiad Athro	66	79	87
Science/Gwyddoniaeth			
Teacher Assessment Aseiad Athro	71	82	89
Core Subject Indicator/Dangosydd Pynciau Craidd			
Teacher Assessment Aseiad Athro	54	67	75

Number of schools/Nifer yr ysgolion = 40

Table 26: All English-medium Key Stage 1 schools

Tabl 26: Ysgolion Saesneg Cyfnod Allweddol 1

Percentage of pupils achieving level 2 or above/Canran y disgyblion yn cyrraedd lefel 2 neu uwch

	Lower Quartile Chwartzel Isaf	Median Canolrif	Upper Quartile Chwartzel Uchaf
English/Saesneg			
Teacher Assessment Aseiad Athro	74	85	93
Mathematics/Mathemateg			
Teacher Assessment Aseiad Athro	80	90	96
Science/Gwyddoniaeth			
Teacher Assessment Aseiad Athro	82	92	100
Core Subject Indicator/Dangosydd Pynciau Craidd			
Teacher Assessment Aseiad Athro	70	82	91

Number of schools/Nifer yr ysgolion = 928

Table 27: All English-medium Schools - Summary Table
Table 27: Ysgolion Saesneg - Tabl Crynodeb

Percentage of pupils achieving level 2 or above/Canran y disgyblion yn cyrraedd lefel 2 neu uwch

FSM band/Band PYD											
Up to 4 per cent Hyd at y cant	5-8	9-12	13-16	17-20	21-24	25-28	29-32	33-40	41-48	49 per cent or more 49 y cant neu ragor	All Schools Pob Ysgol

English/Saesneg

Teacher Assessment Aseiad Athro	93	90	88	84	82	78	74	74	73	69	83
---------------------------------	----	----	----	----	----	----	----	----	----	----	----

Mathematics/Mathemateg

Teacher Assessment Aseiad Athro	95	93	90	89	87	84	80	80	77	77	87
---------------------------------	----	----	----	----	----	----	----	----	----	----	----

Science/Gwyddoniaeth

Teacher Assessment Aseiad Athro	96	94	92	90	88	85	82	81	80	79	88
---------------------------------	----	----	----	----	----	----	----	----	----	----	----

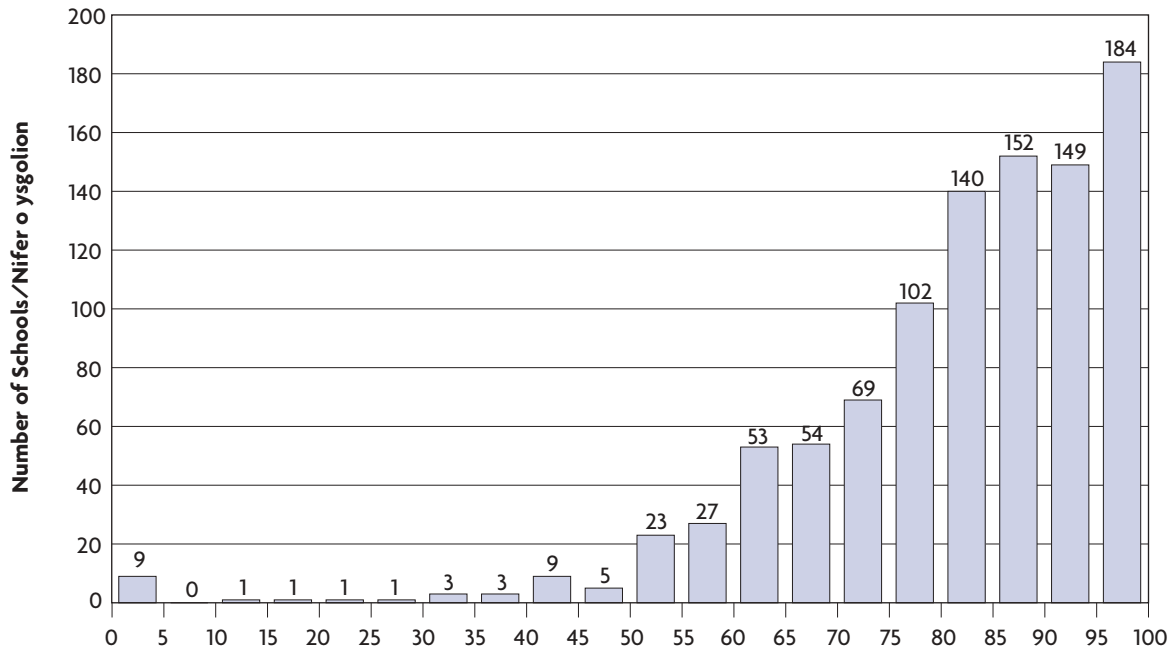
Core Subject Indicator/Dangosydd Pynciau Craidd

Teacher Assessment Aseiad Athro	92	88	85	81	80	74	71	70	68	65	80
---------------------------------	----	----	----	----	----	----	----	----	----	----	----

Performance Bands/Bandiau Perfformiad

English/Saesneg

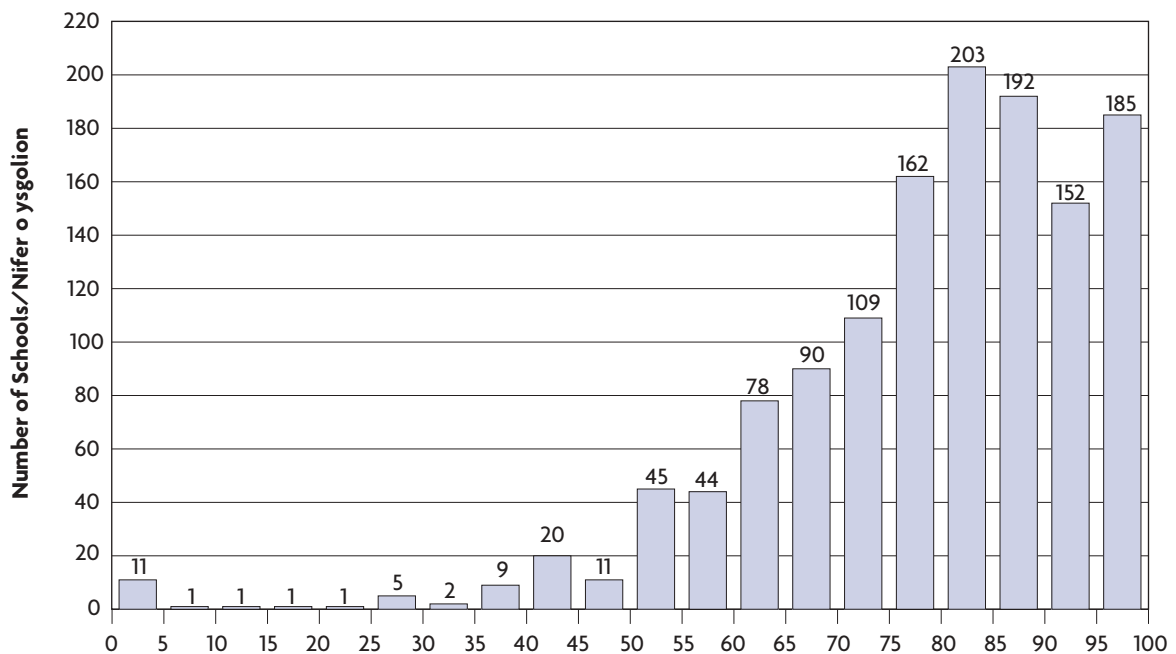
Teacher Assessments/Aseidiadau Athrawon



Per cent at level 2 or above/canran ar lefel 2 neu'n uwch

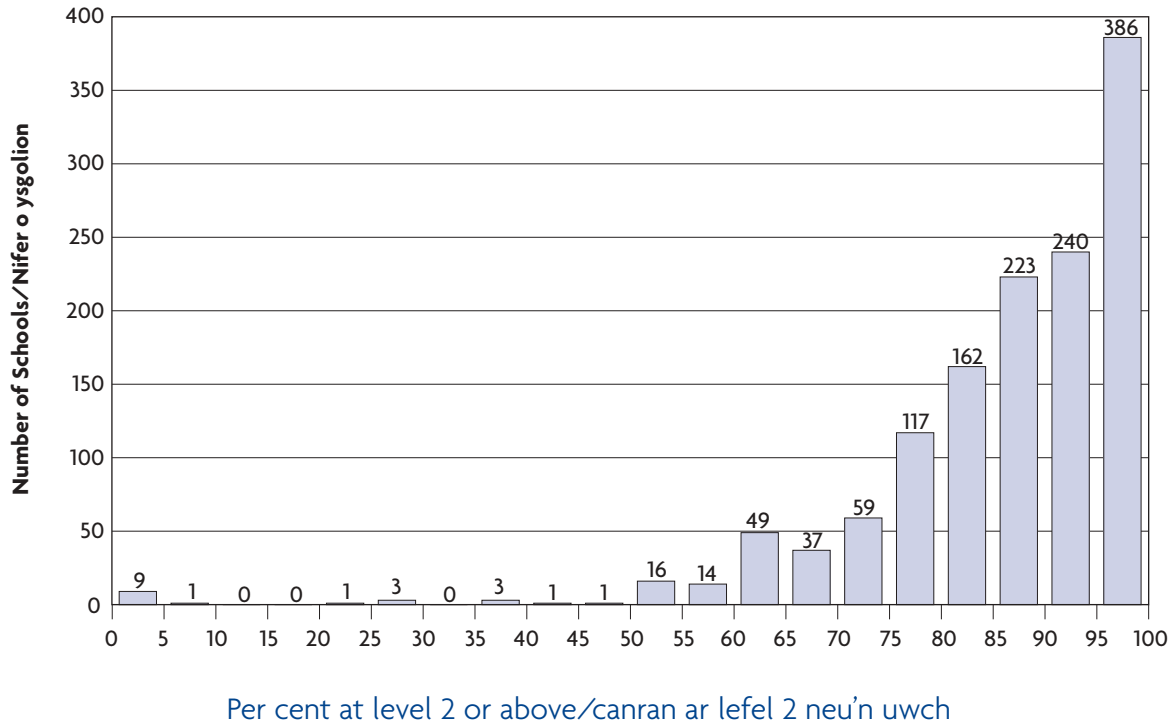
Welsh/Cymraeg

Teacher Assessments/Aseidiadau Athrawon

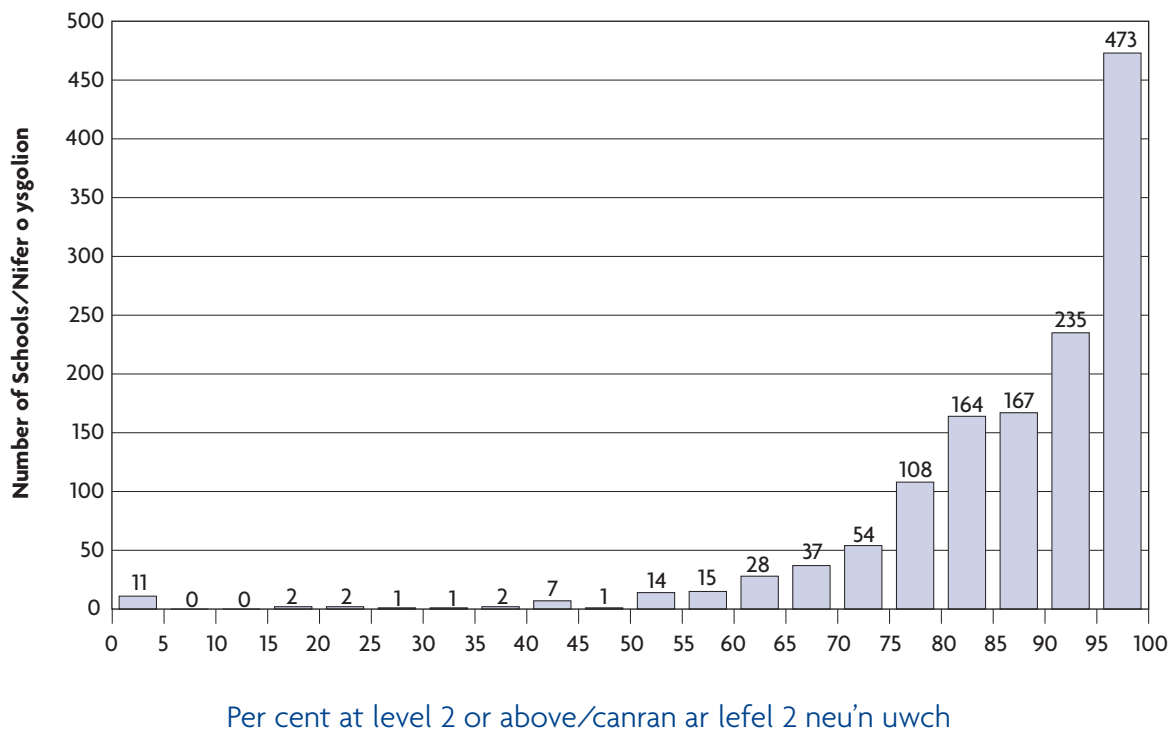


Per cent at level 2 or above/canran ar lefel 2 neu'n uwch

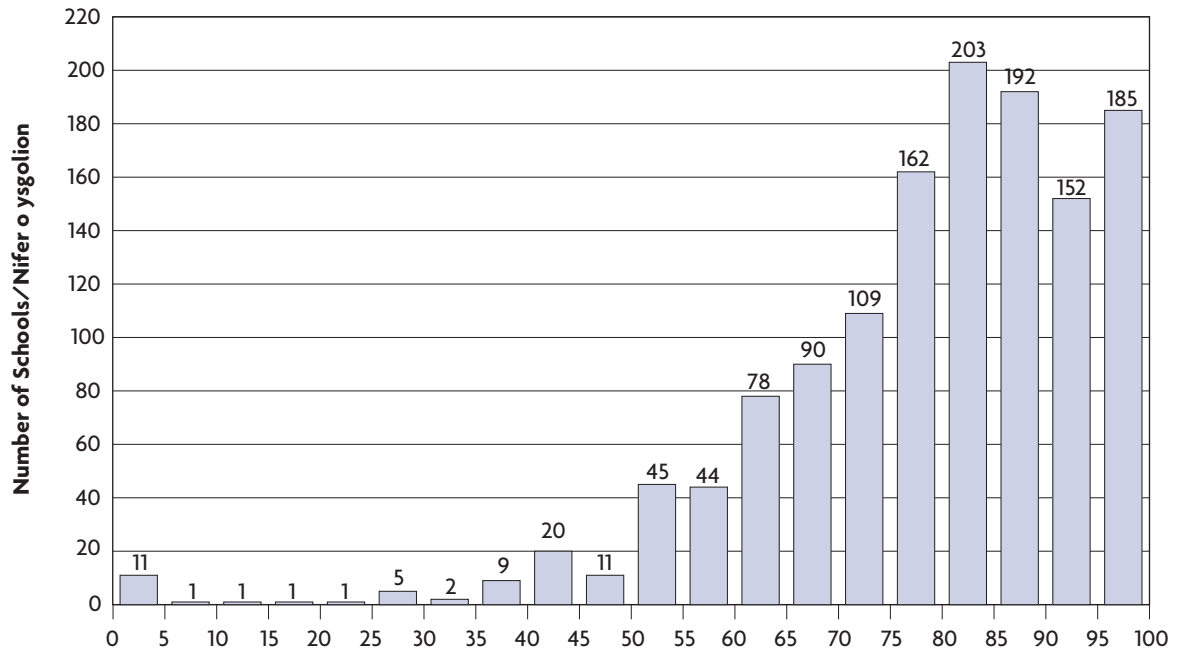
Mathematics/Mathemeteg
Teacher Assessments/Aseidiadau Athrawon



Science/Gwyddoniaeth
Teacher Assessments/Aseidiadau Athrawon



**Core Subject Indicator/Dangosydd Pynciau Craidd
Teacher Assessments/Asesiadau Athrawo**



Per cent at level 2 or above/canran ar lefel 2 neu'n uwch

