

Dogfen Wybodaeth AHA rhif:  
DFTE Information Document No: 039-03

Dyddiad Argraffu: Rhagfyr 2003  
Date of Issue: December 2003

Pembrokeshire  
Sir Benfro

# Canlyniadau Aseidiadau'r Cwricwlwm Cenedlaethol ac Arholiadau Cyhoeddus yng Nghymru

# 2003

## National Curriculum Assessment and Public Examination Results in Wales



## National Curriculum Assessment and Public Examination Results in Wales 2003

The 2003 National Curriculum results for Key Stages 1,2 and 3, and results of GCSE/GNVQ and A/AS Level for Pembrokeshire and for Wales.

**Audience:** Headteachers, Governing Bodies and Directors of Education.

Further information and copies of this book, and those listed below may be obtained from:

**Parents and Information Branch (SPD 4)  
Department for Training and Education  
Welsh Assembly Government  
Cathays Park  
CARDIFF CF10 3NQ**

**☎ (029) 2082 6010 Fax (029) 2082 6016  
e-mail - [education.training@wales.gsi.gov.uk](mailto:education.training@wales.gsi.gov.uk)**

**or visit the Welsh Assembly Government website - [www.learning.wales.gov.uk](http://www.learning.wales.gov.uk)**

**Also available from the Welsh Assembly Government**

**National Curriculum Assessment and Public Examination Results (for each LEA area) 2002  
National Curriculum Assessment Results in Wales: Key Stage 1 for 1997 to 2001  
National Curriculum Assessment Results in Wales: Key Stage 2 for 1997 to 2001  
National Curriculum Assessment Results in Wales: Key Stage 3 for 1997 to 2001  
National Curriculum Assessment Results in Wales: Non Core Subjects Key Stage 3 for 2001  
Benchmark Information for Key Stage 1 – 1997 to 2002  
Benchmark Information for Key Stage 2 – 1997 to 2002  
Benchmark Information for Key Stages 3 & 4 – 1997 to 2002  
GCSE/GNVQ results in Wales: 1997 to 2001  
A/AS Level & NVQ Results in Wales 2001**

## Canlyniadau Aseidiadau'r Cwricwlwm Cenedlaethol ac Arholiadau Cyhoeddus yng Nghymru 2003

Canlyniadau Cyfnodau Allweddol 1, 2 a 3 y Cwricwlwm Cenedlaethol, a chanlyniadau TGAU/GNVQ a Safon A/AS Sir Benfro a Chymru 2003.

**Y Gynulleidfa:** Prifathrawon, Cyrrff Llywodraetha a Chyfarwyddwyr Addysg.

Gellir cael copïau pellach o'r llyfryn hwn ar rhai a restrwyd uchod oddi wrth:

**Y Gangen Rhieni a Gwybodaeth (SPD 4)**  
**Adran Hyfforddiant ac Addysg**  
**Llywodraeth Cynulliad Cymru**  
**Parc Cathays**  
**CAERDYDD CF10 3NQ**  
☎ (029) 2082 6010 Ffacs(029) 2082 6016  
e-bost: - [education.training@wales.gsi.gov.uk](mailto:education.training@wales.gsi.gov.uk)  
neu gweler gwefan Cynulliad Cenedlaethol Cymru, sef [www.dysgu.cymru.gov.uk](http://www.dysgu.cymru.gov.uk)

**Hefyd ar gael gan Gynulliad Cenedlaethol Cymru**

**Canlyniadau Aseidiadau'r Cwricwlwm Cenedlaethol ac Arholiadau Cyhoeddus (am bob ardal AAI) 2002**

**Canlyniadau Aseidiadau'r Cwricwlwm Cenedlaethol yng Nghymru: Cyfnod Allweddol 1 ar gyfer 1997 i 2001**

**Canlyniadau Aseidiadau'r Cwricwlwm Cenedlaethol yng Nghymru: Cyfnod Allweddol 2 ar gyfer 1997 i 2001**

**Canlyniadau Aseidiadau'r Cwricwlwm Cenedlaethol yng Nghymru: Cyfnod Allweddol 3 ar gyfer 1997 i 2001**

**Canlyniadau Aseidiadau'r Cwricwlwm Cenedlaethol yng Nghymru: (Pynciau Di-Graidd) Cyfnod Allweddol 3 ar gyfer 2001**

**Gwybodaeth Feincnodi ar gyfer Cyfnod Allweddol 1 – 1997 i 2002**

**Gwybodaeth Feincnodi ar gyfer Cyfnod Allweddol 2 – 1997 i 2002**

**Gwybodaeth Feincnodi ar gyfer Cyfnodau Allweddol 3 a 4 1997 i 2002**

**Canlyniadau TGAU/CGCC yng Nghymru : 1997 i 2001**

**Canlyniadau Safon U/UG a NVQ yng Nghymru 2001**

# National Curriculum Assessment and Public Examination Results in Wales 2003

## School Standards

### Introduction

This book presents for Pembrokeshire, and for Wales the 2003 results of 7, 11 and 14-year-olds taught and assessed to National Curriculum standards; the GCSE/GNVQ results of 15-year-olds; and the A/AS and GNVQ results of 17-year-olds.

The results of 7-year-olds (Key Stage 1) were derived from returns submitted by Directors of Education. The results of 11 and 14-year-olds (Key Stages 2 and 3 respectively) were derived from the marksheets and Optical Mark Reader forms returned to the Welsh Joint Education Committee (WJEC) which is the external marking and data collection agency in Wales. The GCSE, GNVQ, A/AS and AVCE/ASVCE results were provided by the WJEC under contract to the National Assembly. Schools were given the opportunity to check all data before they were collated to form the tables and charts in this book.

### Access to Information

This is the second year that LEA-specific books containing the results for each Key Stage have been produced. They are designed to provide a comprehensive picture of standards attained in each LEA area and to place those standards within an all-Wales context. Information on individual schools is available from each school via its prospectus and Governors' Annual Report. Both documents contain the latest aggregate school results for a range of indicators as well as the national (all-Wales) results.

Totals may not necessarily agree with the sum of their components due to rounding.

### Contents

The book comprises five sections – one for each set of results. Each section contains the LEA's results as well as the relevant national results for that particular Key Stage or examinations.

<b>2003 Summary Page</b>	<b>Page</b>	<b>5</b>
<b>Key Stage 1 – Results of 7-year-olds</b>	<b>Page</b>	<b>7</b>
<b>Key Stage 2 – Results of 11-year-olds</b>	<b>Page</b>	<b>19</b>
<b>Key Stage 3 – Results of 14-year-olds</b>	<b>Page</b>	<b>27</b>
<b>Key Stage 4 – GCSE/GNVQ results</b>	<b>Page</b>	<b>41</b>
<b>A/AS level, AVCE/ASVCE and results</b>	<b>Page</b>	<b>51</b>

# Canlyniadau Aseidiadau'r Cwricwlwm Cenedlaethol ac Arholiadau Cyhoeddus yng Nghymru 2003

## Safonau'r Ysgolion

### Cyflwyniad

Mae'r llyfr hwn yn cyflwyno i Sir Benfro ac i Gymru ganlyniadau'r flwyddyn 2003 ar gyfer y disgyblion 7, 11 a 14 mlwydd oed a ddysgwyd ac a aseswyd yn unol â safonau'r Cwricwlwm Cenedlaethol; canlyniadau TGAU/GNVQ ar gyfer y rhai 15 mlwydd oed; a chanlyniadau Safon Uwch/Uwch Gyfrannol a GNVQ ar gyfer y rhai 17 mlwydd oed.

Deillia'r canlyniadau ar gyfer plant 7 mlwydd oed (Cyfnod Allweddol 1) o gofnodion a gyflwynwyd gan Gyfarwyddwyr Addysg. Deillia canlyniadau'r disgyblion 11 a 14 mlwydd oed (Cyfnodau Allweddol 2 a 3) o'r taflenni marcio a'r ffurflenni Darlennydd Marciau Optegol a anfonwyd at Gyd-bwyllgor Addysg Cymru (CBAC), sef yr asiantaeth allanol ar gyfer marcio a chasglu data yng Nghymru. Darparwyd y canlyniadau TGAU, GNVQ a Safon Uwch/Uwch Gyfrannol gan Gyd-Bwyllgor Addysg Cymru o dan contract i'r Cynulliad Cenedlaethol. Rhoddwyd cyfle i'r ysgolion wirio'r holl ddata cyn iddynt gael eu casglu i ffurfio'r tablau a'r siartiau yn y llyfr hwn.

### Cael Gafael ar Wybodaeth

Dyma'r ail flwyddyn y cyhoeddwyd llyfrau sy'n cynnwys y canlyniadau ar gyfer pob Cyfnod Allweddol ac sy'n benodol i'r AALL. Y bwriad yw y byddant yn darparu darlun cynhwysfawr o'r safonau a gyrhaeddwyd yn ardal pob AALL, ac yn gosod y safonau hynny yng nghyd-destun Cymru gyfan. Mae gwybodaeth ynghylch ysgolion unigol ar gael o'r ysgolion hynny yn eu prospectysau ac yn Adroddiadau Blynyddol eu Llywodraethwyr. Mae'r naill ddogfen a'r llall yn cynnwys canlyniadau cyfanred diweddaraf yr ysgol ar gyfer ystod o ddangosyddion, yn ogystal â'r canlyniadau cenedlaethol (Cymru gyfan).

Ni fydd y cyfansymiau yn cngenrheidiol yn Cytuno hefo swm eu cydrannau oherwydd bod y ffigyrau yn cael eu rowndio.

### Cynnwys

Mae'r llyfr yn cynnwys pum adran - un ar gyfer pob set o ganlyniadau. Mae pob adran yn cynnwys canlyniadau'r AALL, yn ogystal â'r canlyniadau cenedlaethol perthnasol ar gyfer yr arholiadau neu'r Cyfnodau Allweddol penodol hynny.

<b>2003 Tudalen Grynodedb</b>	<b>Tudalen</b>	<b>5</b>
<b>Cyfnod Allweddol 1</b> – Canlyniadau'r disgyblion 7 mlwydd oed	<b>Tudalen</b>	<b>7</b>
<b>Cyfnod Allweddol 2</b> - Canlyniadau'r disgyblion 11 mlwydd oed	<b>Tudalen</b>	<b>19</b>
<b>Cyfnod Allweddol 3</b> – Canlyniadau'r disgyblion 14 mlwydd oed	<b>Tudalen</b>	<b>27</b>
<b>Cyfnod Allweddol 4</b> – canlyniadau TGAU/GNVQ	<b>Tudalen</b>	<b>41</b>
<b>Canlyniadau Safon Uwch/Uwch Gyfrannol, a AVCE/ASVCE</b>	<b>Tudalen</b>	<b>51</b>



2003	KS1 % achieving % yn ennill CSI' Teacher Assessment Asesiad Athrawon	KS2 % achieving % yn ennill CSI' Tests Prawf	KS3 % achieving % yn ennill CSI' Tests Prawf	KS4			A Level Average Point Score entering 2 or more A levels or equivalent (in Schools) Cyfartaledd Sgôr pwyntiau disgyblion sy'n astudio 2 neu fwy o gyrsiau safon uwch neu gyrsiau cyfatebol (mewn ysgolion)	
				Average Point Score per pupil Cyfartaledd Sgôr pwyntiau TGAU/GNVQ disgyblion	% achieving yn ennill CSI'	% achieving yn ennill 5A*-C		% achieving yn ennill 5A*-G
Isle of Anglesey/Ynys Môn	79	71	54	44	40	56	91	22
Gwynedd	79	72	56	45	46	61	91	20
Conwy	78	72	56	41	37	52	86	21
Denbighshire/Sir Ddinbych	84	68	54	38	35	47	83	20
Flintshire/Sir y Fflint	80	71	58	40	39	53	88	19
Wrexham/Wreccsam	80	69	50	34	28	42	81	21
Powys	82	73	61	44	47	63	89	21
Ceredigion/Sir Ceredigion	79	68	57	47	47	63	89	21
Pembrokeshire/Sir Benfro	79	73	58	40	39	52	88	21
Carmarthenshire/Sir Gaerfyrddin	78	69	57	41	41	54	85	20
Swansea/Abertawe	77	73	52	36	36	48	82	20
Neath Port Talbot/Castell-nedd Port Talbot	77	67	55	38	37	52	85	23
Bridgend/Pen-y-bont ar Ogwr	80	71	56	38	35	48	85	20
Vale of Glamorgan/Bro Morgannwg	85	77	63	46	44	62	90	23
Rhondda Cynon Taff/Rhondda Cynon Taf	78	67	47	36	32	46	81	18
Merthyr Tydfil/Merthyr Tudful	73	64	44	33	31	43	83	17
Caerphilly/Caerffili	77	66	47	35	33	45	82	18
Blaenau Gwent	69	59	45	35	30	43	83	16
Torfaen/Tor-faen	78	69	50	37	35	49	86	19
Monmouthshire/Sir Fynwy	85	75	61	39	38	52	87	20
Newport/Casnewydd	85	70	52	39	34	46	88	20
Cardiff/Caerdydd	82	70	54	39	35	48	83	20
Wales/Cymru	79	71	54	39	38	51	85	20

Core Subject Indicator - the percentage achieving the expected level in English or Welsh (first language), Mathematics and Science in Key Stage 1 - 3 and at least GCSE Grade C at Key Stage 4  
 Dangosydd Pwnc Craidd - y canran sy'n cyrraedd y lefel ddisgwyliedig mewn Cymraeg (iaith gyntaf) neu Saesneg, Mathemateg a Gwyddoniaeth yng Nghyfnod Allweddol 1-3 ac o leiaf Gradd C TGAU  
 yng Nghyfnod Allweddol 4





## KEY STAGE 1

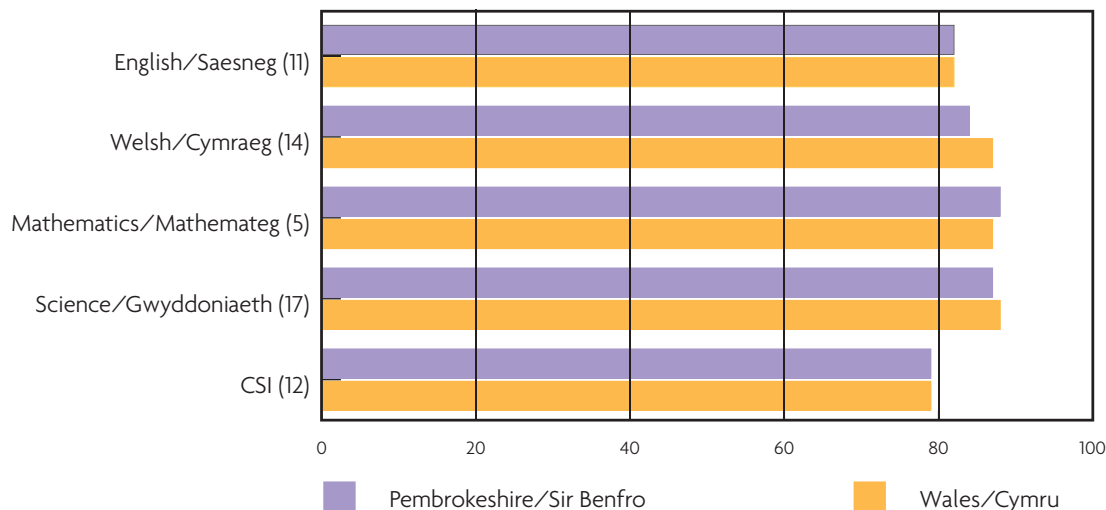
The percentage of pupils attaining at least level 2 in English, Welsh (first language), Mathematics, Science and the Core Subject Indicator. The figure in brackets against each subject indicates the LEA position alongside the other 21 authorities.	<b>Page 8</b>
LEA summary of results for each subject for boys, girls and all pupils.	<b>Page 8</b>
All Wales summary of results. LEAs are listed according to the Welsh Assembly/LEA number.	<b>Page 9</b>
LEA annual results for 2003 for boys, girls and all pupils.	<b>Page 10</b>
All Wales results for 1998 – 2003.	<b>Page 12</b>

## CYFNOD ALLWEDDOL 1

Canran y disgyblion sy'n cyrraedd o leiaf lefel 2 mewn Saesneg, Cymraeg (laith Gyntaf), Mathemateg, Gwyddoniaeth ac yn y Dangosydd Pynciau Craidd. Mae'r ffigur mewn cromfachau wrth ymyl pob pwnc yn nodi safle'r AALL ochr yn ochr â'r 21 awdurdod arall.	<b>Tudalen 8</b>
Crynodeb o ganlyniadau'r bechgyn, y merched a'r holl ddisgyblion ym mhob pwnc fesul AALL.	<b>Tudalen 8</b>
Crynodeb o ganlyniadau Cymru gyfan. Rhestrir yr AALL yn unol â rhif y Cynulliad Cenedlaethol/AALL.	<b>Tudalen 9</b>
Canlyniadau blynyddol bechgyn, merched a holl ddisgyblion AALL yn 2003.	<b>Tudalen 10</b>
Canlyniadau Cymru gyfan o 1998 – 2003.	<b>Tudalen 12</b>

## Pembrokeshire/Sir Benfro

### The Percentage of Pupils attaining at least level 2 Canran y disgyblion sy'n cyrraedd o leiaf lefel 2



The figure in brackets against each subject indicates the LEA position alongside the other 21 authorities/Mae'r ffigur mewn cromfachau wrth ymyl pob pwnc yn nodi safle'r AALI ochr yn ochr ar 21 awdurdod

### Pembrokeshire/Sir Benfro

#### Percentage of boys at each level/Canran y bechgyn ar bob lefel

TA results/Canlyniadau AA	D	W	1	2	3	4	Base Sail	2+
English/Saesneg	0.0	6.0	17.9	61.4	14.8	0.0	550	76.2
Welsh/Cymraeg	0.8	3.1	14.7	68.2	13.2	0.0	130	81.4
Mathematics/Mathemateg	0.1	3.4	11.1	60.9	24.5	0.0	680	85.4
Science/Gwyddoniaeth	0.1	2.8	13.2	63.1	20.8	0.0	680	83.9

#### Percentage of girls at each level/Canran y merchyd ar bob lefel

TA results/Canlyniadau AA	D	W	1	2	3	4	Base Sail	2+
English/Saesneg	0.0	1.3	10.2	65.0	23.5	0.0	530	88.4
Welsh/Cymraeg	0.8	0.8	11.5	62.3	24.6	0.0	120	86.9
Mathematics/Mathemateg	0.2	1.2	7.4	68.9	22.3	0.0	650	91.2
Science/Gwyddoniaeth	0.2	0.8	9.7	67.5	21.8	0.0	650	89.4

#### Percentage of boys and girls at each level/Canran y bechgyn a'r merchd ar bob lefel

TA results/Canlyniadau AA	D	W	1	2	3	4	Base Sail	2+
English/Saesneg	0.0	3.7	14.1	63.1	19.0	0.0	1,080	82.2
Welsh/Cymraeg	0.8	2.0	13.1	65.3	18.7	0.0	250	84.1
Mathematics/Mathemateg	0.2	2.3	9.3	64.8	23.4	0.0	1,330	88.2
Science/Gwyddoniaeth	0.2	1.8	11.5	65.3	21.3	0.0	1,330	86.6

## Local Education Authority: Summary Table/Awdurdod Addysg Lleol: Tabl Crynodeb

percentage at level 2 or above/canran ar lefel 2 neu'n uwch

Maintained schools in: Ysgolion a gynheir yn:	English Saesneg	Welsh Cymraeg	Mathematics Mathemateg	Science Gwyddoniaeth	Core Subject Indicator Dangosydd Pynciau Craidd		
					All pupils Pob disgybl	Boys Bechgyn	Girls Merched
Isle of Anglesey/Ynys Môn	80.6	86.5	87.4	88.5	79	74	83
Gwynedd	88.1	86.4	84.9	86.9	79	75	83
Conwy	82.4	84.8	87.5	87.5	78	74	82
Denbighshire/Sir Ddinbych	86.9	93.2	88.8	90.5	84	82	86
Flintshire/Sir y Fflint	84.6	70.9	85.0	87.9	80	78	81
Wrexham/Wrecsam	83.2	94.3	88.1	87.2	80	76	83
Powys	85.2	84.2	87.9	89.4	82	80	85
Ceredigion/Sir Ceredigion	77.3	85.7	86.4	87.5	79	72	87
Pembrokeshire/Sir Benfro	82.2	84.1	88.2	86.6	79	74	84
Cardiganshire/Sir Gaerfyrddin	78.4	83.8	86.4	86.0	78	73	83
Swansea/Abertawe	80.6	86.3	85.1	85.3	77	73	81
Neath Port Talbot/Castell-nedd Port Talbot	80.0	88.0	84.7	86.5	77	73	82
Bridgend/Pen-y-bont ar Ogwr	82.1	85.5	87.0	87.2	80	74	86
The Vale of Glamorgan/Bro Morgannwg	86.9	88.7	90.2	89.7	85	82	88
Rhondda Cynon Taff/Rhondda Cynon Taf	81.0	83.6	86.1	87.3	78	73	84
Merthyr Tydfil/Merthyr Tudful	75.8	*	80.5	87.0	73	70	77
Caerphilly/Caerffili	79.3	93.7	85.6	89.1	77	75	80
Blaenau Gwent	71.7	*	79.4	84.4	69	64	74
Torfaen/Tor-faen	79.6	*	86.9	86.6	78	72	84
Monmouthshire/Sir Fynwy	87.7	*	91.9	92.5	85	83	87
Newport/Casnewydd	86.8	*	90.7	91.0	85	82	88
Cardiff/Caerdydd	85.0	92.5	87.8	89.5	82	78	85
<b>Wales (including independent schools) Cymru (gan gynnwys ysgolion annibynnol)</b>	<b>82</b>	<b>87</b>	<b>87</b>	<b>88</b>	<b>79</b>	<b>76</b>	<b>83</b>
2002	83	87	88	88	80	77	84
2001	83	86	89	88	81	77	85
2000	82	87	88	87	80	75	85
1999	81	87	86	86	78	73	83

\* Results not shown where their inclusion may make it possible to identify individual schools / \* Ni ddangosir y canlyniadau gan y gellir adnabod ysgolion unigol

# Pembrokeshire/Sir Benfro

## KEY STAGE 1 TEACHER ASSESSMENT RESULTS: 2003

### CANLYNIADAU ASESIADAU ATHRAWON CYFNOD ALLWEDDOL 1: 2003

Percentage of **boys** at each level/canran y **bechgyn** ar bob lefel

	D	W	1	2	3	4	Base Sail	2+
<b>ENGLISH/SAESNEG</b>	<b>0</b>	<b>6</b>	<b>18</b>	<b>61</b>	<b>15</b>	<b>0</b>	<b>550</b>	<b>76</b>
Oracy/Llafaredd	0	4	15	63	18	0	550	81
Reading/Darllen	0	7	19	55	19	0	550	74
Writing/Ysgrifennu	0	8	18	66	8	0	550	74
<b>WELSH/CYMRAEG</b>	<b>1</b>	<b>3</b>	<b>15</b>	<b>68</b>	<b>13</b>	<b>0</b>	<b>130</b>	<b>81</b>
Oracy/Llafaredd	1	4	15	68	12	0	130	81
Reading/Darllen	1	5	16	71	9	0	130	79
Writing/Ysgrifennu	1	4	24	69	2	0	130	71
<b>MATHEMATICS/MATHEMATEG</b>	<b>0</b>	<b>3</b>	<b>11</b>	<b>61</b>	<b>24</b>	<b>0</b>	<b>680</b>	<b>85</b>
Using and applying mathematics/ Defnyddio a chymhwyso mathemateg	0	5	15	60	20	0	680	80
Number and Algebra/Rhif ac Algebra	0	3	12	60	24	0	680	84
Shape, space and measures/ Siâp, gofod a mesuriadau	0	3	11	64	21	0	680	85
<b>SCIENCE/GWYDDONIAETH</b>	<b>0</b>	<b>3</b>	<b>13</b>	<b>63</b>	<b>21</b>	<b>0</b>	<b>680</b>	<b>84</b>
Scientific Enquiry/Ymholiad Gwyddonol	0	4	16	62	18	0	680	81
Life Processes and living things/ Prosesau bywyd a phethau byw	0	2	11	64	23	0	680	87
Materials and their properties/ Defnyddiau a'u priodweddau	0	3	11	66	19	0	680	86
Physical processes/Prosesau ffisegol	0	3	13	64	20	0	680	84

Percentage of **girls** at each level/canran y **merched** ar bob lefel

<b>ENGLISH/SAESNEG</b>	<b>0</b>	<b>1</b>	<b>10</b>	<b>65</b>	<b>23</b>	<b>0</b>	<b>530</b>	<b>88</b>
Oracy/Llafaredd	0	1	8	65	25	0	530	90
Reading/Darllen	0	1	12	58	28	0	530	87
Writing/Ysgrifennu	0	1	12	69	17	0	530	87
<b>WELSH/CYMRAEG</b>	<b>1</b>	<b>1</b>	<b>11</b>	<b>62</b>	<b>25</b>	<b>0</b>	<b>120</b>	<b>87</b>
Oracy/Llafaredd	1	1	15	60	24	0	120	84
Reading/Darllen	1	2	11	66	20	0	120	85
Writing/Ysgrifennu	1	2	16	70	11	0	120	81
<b>MATHEMATICS/MATHEMATEG</b>	<b>0</b>	<b>1</b>	<b>9</b>	<b>69</b>	<b>22</b>	<b>0</b>	<b>650</b>	<b>91</b>
Using and applying mathematics/ Defnyddio a chymhwyso mathemateg	0	2	12	66	19	0	650	86
Number and Algebra/Rhif ac Algebra	0	1	8	69	22	0	650	91
Shape, space and measures/ Siâp, gofod a mesuriadau	0	1	8	70	20	0	650	90
<b>SCIENCE/GWYDDONIAETH</b>	<b>0</b>	<b>1</b>	<b>10</b>	<b>68</b>	<b>22</b>	<b>0</b>	<b>650</b>	<b>89</b>
Scientific Enquiry/Ymholiad Gwyddonol	0	1	12	68	19	0	650	87
Life Processes and living things/ Prosesau bywyd a phethau byw	0	1	6	68	26	0	650	93
Materials and their properties/ Defnyddiau a'u priodweddau	0	1	9	70	21	0	650	90
Physical processes/Prosesau ffisegol	0	1	10	69	20	0	650	89

## KEY STAGE 1 TEACHER ASSESSMENT RESULTS: 2003

### CANLYNIADAU ASESIADAU ATHRAWON CYFNOD ALLWEDDOL 1: 2003

Percentage of **boys and girls** at each level/canran y **bechgyn a'r merched** ar bob lefel

	<b>D</b>	<b>W</b>	<b>1</b>	<b>2</b>	<b>3</b>	<b>4</b>	<b>Base Sail</b>	<b>2+</b>
<b>ENGLISH/SAESNEG</b>	<b>0</b>	<b>4</b>	<b>14</b>	<b>63</b>	<b>19</b>	<b>0</b>	<b>1,080</b>	<b>82</b>
Oracy/Llafaredd	0	3	12	64	22	0	1,080	86
Reading/Darllen	0	4	16	57	24	0	1,080	80
Writing/Ysgrifennu	0	4	15	68	13	0	1,080	80
<b>WELSH/CYMRAEG</b>	<b>1</b>	<b>2</b>	<b>13</b>	<b>65</b>	<b>19</b>	<b>0</b>	<b>250</b>	<b>84</b>
Oracy/Llafaredd	1	2	15	64	18	0	250	82
Reading/Darllen	1	4	14	68	14	0	250	82
Writing/Ysgrifennu	1	3	20	69	7	0	250	76
<b>MATHEMATICS/MATHEMATEG</b>	<b>0</b>	<b>2</b>	<b>9</b>	<b>65</b>	<b>23</b>	<b>0</b>	<b>1,330</b>	<b>88</b>
Using and applying mathematics/ Defnyddio a chymhwyso mathemateg	0	3	14	63	20	0	1,330	83
Number and Algebra/Rhif ac Algebra	0	2	10	65	23	0	1,330	87
Shape, space and measures/ Siâp, gofod a mesuriadau	0	2	10	67	21	0	1,330	88
<b>SCIENCE/GWYDDONIAETH</b>	<b>0</b>	<b>2</b>	<b>11</b>	<b>65</b>	<b>21</b>	<b>0</b>	<b>1,330</b>	<b>87</b>
Scientific Enquiry/Ymholiad Gwyddonol	0	2	14	65	19	0	1,330	84
Life Processes and living things/ Prosesau bywyd a phethau byw	0	1	8	66	25	0	1,330	90
Materials and their properties/ Defnyddiau a'u priodweddau	0	2	10	68	20	0	1,330	88
Physical processes/Prosesau ffisegol	0	2	12	66	20	0	1,330	86

D: Excepted or disaplied under Sections 364 or 365 of the Education Act 1996.

Wedi'u heithrio neu wedi'u datgymhwyso o dan Adranau 364 neu 365 o Ddeddf Addysg 1996.

W: Working towards level 1.

Yn gweithio tuag at lefel 1.

## KEY STAGE 1 TEACHER ASSESSMENT RESULTS: 1998-2003

### CANLYNIADAU ASESIADAU ATHRAWON CYFNOD ALLWEDDOL 1: 1998-2003

Percentage of **boys** at each level/canran y **bechgyn** ar bob lefel

		<b>D</b>	<b>W</b>	<b>1</b>	<b>2</b>	<b>3</b>	<b>4</b>	<b>2+</b>
<b>English/Saesneg</b>	1998	0	5	20	63	12	0	75
	1999	0	5	19	63	13	0	76
	2000	1	5	17	63	14	0	77
	2001	0	5	16	62	17	0	79
	2002	0	5	16	63	16	0	79
	<b>2003</b>	<b>1</b>	<b>5</b>	<b>16</b>	<b>62</b>	<b>16</b>	<b>0</b>	<b>78</b>
Oracy/Llafaredd	1998	0	3	18	65	14	0	79
	1999	1	3	16	64	16	0	80
	2000	0	3	16	64	17	0	81
	2001	0	3	14	63	20	0	83
	2002	0	3	14	64	19	0	82
	<b>2003</b>	<b>1</b>	<b>3</b>	<b>14</b>	<b>63</b>	<b>19</b>	<b>0</b>	<b>82</b>
Reading/Darllen	1998	1	5	20	56	18	0	74
	1999	0	5	19	56	20	0	76
	2000	1	5	17	57	20	0	77
	2001	0	5	16	55	24	0	79
	2002	0	5	17	54	24	0	78
	<b>2003</b>	<b>0</b>	<b>5</b>	<b>17</b>	<b>55</b>	<b>22</b>	<b>0</b>	<b>77</b>
Writing/Ysgrifennu	1998	0	8	20	65	7	0	72
	1999	1	7	19	66	7	0	73
	2000	0	7	18	67	8	0	75
	2001	0	7	17	67	9	0	76
	2002	0	7	16	69	8	0	76
	<b>2003</b>	<b>1</b>	<b>7</b>	<b>17</b>	<b>67</b>	<b>8</b>	<b>0</b>	<b>75</b>
<b>Cymraeg/Welsh</b>	1998	1	1	16	67	15	0	82
	1999	0	2	15	66	17	0	83
	2000	1	1	16	66	16	0	82
	2001	1	2	15	63	19	0	82
	2002	0	3	14	64	18	0	83
	<b>2003</b>	<b>1</b>	<b>2</b>	<b>15</b>	<b>64</b>	<b>18</b>	<b>0</b>	<b>82</b>
Llafaredd/Oracy	1998	1	2	17	65	15	0	80
	1999	1	2	16	65	16	0	81
	2000	0	2	16	66	16	0	82
	2001	1	2	15	63	19	0	82
	2002	0	3	14	64	18	0	83
	<b>2003</b>	<b>1</b>	<b>2</b>	<b>15</b>	<b>64</b>	<b>18</b>	<b>0</b>	<b>82</b>
Darllen/Reading	1998	1	3	20	62	14	0	76
	1999	0	3	21	60	16	0	76
	2000	0	3	21	60	16	0	76
	2001	1	3	22	56	18	0	74
	2002	0	4	22	58	16	0	74
	<b>2003</b>	<b>1</b>	<b>4</b>	<b>20</b>	<b>59</b>	<b>16</b>	<b>0</b>	<b>75</b>
Ysgrifennu/Writing	1998	1	4	29	61	5	0	66
	1999	1	4	26	63	6	0	69
	2000	0	4	29	61	6	0	67
	2001	1	4	27	61	7	0	68
	2002	0	6	26	62	6	0	68
	<b>2003</b>	<b>1</b>	<b>5</b>	<b>25</b>	<b>63</b>	<b>7</b>	<b>0</b>	<b>70</b>

D: Excepted or disappplied under Sections 364 or 365 of the Education Act 1996.

Wedi'u heithrio neu wedi'u datgymhwyso o dan Adrannau 364 neu 365 o Ddeddf Addysg 1996.

W: Working towards level 1.

Yn gweithio tuag at lefel 1.

KEY STAGE 1 TEACHER ASSESSMENT RESULTS: 1998-2003

CANLYNIADAU ASESIADAU ATHRAWON CYFNOD ALLWEDDOL 1: 1998-2003

Percentage of boys at each level/canran y bechgyn ar bob lefel

		D	W	1	2	3	4	2+
<b>Mathematics/Mathemateg</b>	1998	0	3	15	65	17	0	82
	1999	0	3	14	63	20	0	83
	2000	0	3	12	62	23	0	85
	2001	1	2	10	57	30	0	87
	2002	0	3	11	58	28	0	86
	<b>2003</b>	<b>1</b>	<b>3</b>	<b>12</b>	<b>59</b>	<b>26</b>	<b>0</b>	<b>85</b>
Using and applying mathematics Defnyddio a chymhwyso mathemateg	1998	0	3	20	64	13	0	77
	1999	0	4	18	63	15	0	78
	2000	0	4	16	62	18	0	80
	2001	1	3	14	59	23	0	82
	2002	0	4	14	58	23	0	82
	<b>2003</b>	<b>1</b>	<b>4</b>	<b>16</b>	<b>59</b>	<b>21</b>	<b>0</b>	<b>80</b>
Number & Algebra/Rhif ac Algebra	1998	0	3	16	65	16	0	81
	1999	0	3	15	63	19	0	82
	2000	0	3	12	62	23	0	85
	2001	0	3	11	57	29	0	86
	2002	0	3	11	58	28	0	86
	<b>2003</b>	<b>1</b>	<b>3</b>	<b>12</b>	<b>59</b>	<b>25</b>	<b>0</b>	<b>84</b>
Shape, space and measures Siâp, gofod a mesuriadau	1998	0	3	17	67	13	0	80
	1999	0	3	16	65	16	0	81
	2000	1	3	13	64	19	0	83
	2001	0	2	12	60	26	0	86
	2002	0	3	11	60	26	0	85
	<b>2003</b>	<b>1</b>	<b>3</b>	<b>12</b>	<b>61</b>	<b>23</b>	<b>0</b>	<b>84</b>
<b>Science/Gwyddoniaeth</b>	1998	0	2	14	71	13	0	84
	1999	0	2	14	68	16	0	84
	2000	0	2	12	68	18	0	86
	2001	0	2	11	65	22	0	87
	2002	0	2	11	65	21	0	87
	<b>2003</b>	<b>1</b>	<b>2</b>	<b>11</b>	<b>64</b>	<b>22</b>	<b>0</b>	<b>86</b>
Scientific Enquiry/Ymholiad Gwyddonol	1998	0	3	18	68	11	0	79
	1999	0	3	17	67	13	0	80
	2000	0	3	16	66	15	0	81
	2001	1	2	14	65	18	0	83
	2002	0	3	14	65	18	0	83
	<b>2003</b>	<b>1</b>	<b>3</b>	<b>15</b>	<b>63</b>	<b>19</b>	<b>0</b>	<b>82</b>
Life processes and living things Prosesau bywyd a phethau byw	1998	0	2	12	71	15	0	86
	1999	0	2	11	69	18	0	87
	2000	0	2	10	68	20	0	88
	2001	0	2	9	65	24	0	89
	2002	0	2	9	64	25	0	89
	<b>2003</b>	<b>1</b>	<b>2</b>	<b>10</b>	<b>63</b>	<b>25</b>	<b>0</b>	<b>88</b>
Materials and their properties Defnyddiau a'u priodweddau	1998	0	2	13	72	13	0	85
	1999	0	2	13	70	15	0	85
	2000	0	2	11	69	18	0	87
	2001	0	2	10	67	21	0	88
	2002	0	2	10	66	21	0	87
	<b>2003</b>	<b>1</b>	<b>2</b>	<b>10</b>	<b>66</b>	<b>21</b>	<b>0</b>	<b>87</b>
Physical processes/Prosesau ffisegol	1998	0	2	16	70	12	0	82
	1999	0	2	15	69	14	0	83
	2000	0	2	13	68	17	0	85
	2001	0	2	11	65	22	0	87
	2002	0	2	11	65	21	0	86
	<b>2003</b>	<b>1</b>	<b>2</b>	<b>12</b>	<b>63</b>	<b>23</b>	<b>0</b>	<b>86</b>

D: Exempted or disapplied under Sections 364 or 365 of the Education Act 1996.  
Wedi'u heithrio neu wedi'u datgymhwyso o dan Adranau 364 neu 365 o Ddeddf Addysg 1996.

W: Working towards level 1  
Yn gweithio tuag at lefel 1.

## KEY STAGE 1 TEACHER ASSESSMENT RESULTS: 1998-2003

### CANLYNIADAU ASESIADAU ATHRAWON CYFNOD ALLWEDDOL 1: 1998-2003

Percentage of **girls** at each level/canran y **merched** ar bob lefel

		D	W	1	2	3	4	2+
<b>English/Saesneg</b>	1998	0	3	12	66	19	0	85
	1999	0	2	11	65	22	0	87
	2000	0	2	10	65	23	0	88
	2001	0	2	9	63	26	0	89
	2002	0	3	10	64	23	0	88
	<b>2003</b>	<b>0</b>	<b>2</b>	<b>11</b>	<b>63</b>	<b>24</b>	<b>0</b>	<b>87</b>
	Oracy/Llafaredd	1998	0	2	11	68	19	0
1999		0	2	10	66	22	0	88
2000		0	2	9	65	24	0	89
2001		0	2	8	63	27	0	90
2002		0	2	9	64	25	0	89
<b>2003</b>		<b>0</b>	<b>2</b>	<b>9</b>	<b>63</b>	<b>26</b>	<b>0</b>	<b>89</b>
Reading/Darllen		1998	0	3	13	57	27	0
	1999	0	2	12	56	30	0	86
	2000	0	3	10	56	31	0	87
	2001	0	2	10	54	34	0	88
	2002	0	3	11	54	32	0	86
	<b>2003</b>	<b>0</b>	<b>2</b>	<b>11</b>	<b>55</b>	<b>31</b>	<b>0</b>	<b>86</b>
	Writing/Ysgrifennu	1998	0	4	13	71	12	0
1999		0	3	12	72	13	0	85
2000		0	3	10	72	15	0	87
2001		0	3	9	72	16	0	88
2002		0	4	10	73	13	0	86
<b>2003</b>		<b>0</b>	<b>3</b>	<b>11</b>	<b>71</b>	<b>15</b>	<b>0</b>	<b>85</b>
<b>Cymraeg/Welsh</b>		1998	0	1	9	66	24	0
	1999	0	1	8	65	26	0	91
	2000	0	1	8	66	25	0	91
	2001	0	1	8	62	29	0	91
	2002	0	1	8	62	29	0	91
	<b>2003</b>	<b>0</b>	<b>1</b>	<b>8</b>	<b>63</b>	<b>28</b>	<b>0</b>	<b>91</b>
	Llafaredd/Oracy	1998	0	1	11	65	23	0
1999		0	1	9	66	24	0	90
2000		0	1	8	68	23	0	91
2001		1	1	8	62	28	0	90
2002		0	1	8	63	28	0	90
<b>2003</b>		<b>0</b>	<b>1</b>	<b>9</b>	<b>63</b>	<b>27</b>	<b>0</b>	<b>90</b>
Darllen/Reading		1998	0	1	12	63	24	0
	1999	0	1	12	61	26	0	87
	2000	0	1	12	58	29	0	87
	2001	1	1	13	56	29	0	85
	2002	0	2	13	57	28	0	85
	<b>2003</b>	<b>0</b>	<b>2</b>	<b>13</b>	<b>58</b>	<b>27</b>	<b>0</b>	<b>85</b>
	Ysgrifennu/Writing	1998	0	2	17	70	11	0
1999		0	2	15	69	14	0	83
2000		0	2	15	70	13	0	83
2001		0	2	16	68	14	0	82
2002		0	3	15	68	14	0	83
<b>2003</b>		<b>0</b>	<b>2</b>	<b>16</b>	<b>68</b>	<b>14</b>	<b>0</b>	<b>82</b>

D: Excepted or disappplied under Sections 364 or 365 of the Education Act 1996.

Wedi'u heithrio neu wedi'u datgymhwyso o dan Adrannau 364 neu 365 o Ddeddf Addysg 1996.

W: Working towards level 1.

Yn gweithio tuag at lefel 1.



KEY STAGE 1 TEACHER ASSESSMENT RESULTS: 1998-2003

CANLYNIADAU ASESIADAU ATHRAWON CYFNOD ALLWEDDOL 1: 1998-2003

Percentage of **girls** at each level/canran y **merched** ar bob lefel

		D	W	1	2	3	4	2+
<b>Mathematics/Mathemateg</b>	1998	0	2	12	71	15	0	86
	1999	0	2	10	69	19	0	88
	2000	0	2	8	68	22	0	90
	2001	0	2	7	63	28	0	91
	2002	0	2	8	65	24	0	89
	<b>2003</b>	<b>0</b>	<b>2</b>	<b>9</b>	<b>66</b>	<b>23</b>	<b>0</b>	<b>89</b>
Using and applying mathematics Defnyddio a chymhwyso mathemateg	1998	0	2	16	70	12	0	82
	1999	0	2	15	69	14	0	83
	2000	0	2	12	68	18	0	86
	2001	0	2	11	65	22	0	87
	2002	0	2	12	65	20	0	85
	<b>2003</b>	<b>0</b>	<b>2</b>	<b>13</b>	<b>66</b>	<b>18</b>	<b>0</b>	<b>84</b>
Number & Algebra/Rhif ac Algebra	1998	0	2	12	71	15	0	86
	1999	0	2	11	69	18	0	87
	2000	0	1	9	68	22	0	90
	2001	0	2	8	63	27	0	90
	2002	0	2	9	65	24	0	89
	<b>2003</b>	<b>0</b>	<b>2</b>	<b>10</b>	<b>66</b>	<b>22</b>	<b>0</b>	<b>88</b>
Shape, space and measures Siâp, gofod a mesuriadau	1998	0	2	13	73	12	0	85
	1999	0	2	12	70	16	0	86
	2000	0	2	9	69	20	0	89
	2001	0	2	8	65	25	0	90
	2002	0	2	9	67	22	0	89
	<b>2003</b>	<b>0</b>	<b>2</b>	<b>10</b>	<b>67</b>	<b>20</b>	<b>0</b>	<b>88</b>
<b>Science/Gwyddoniaeth</b>	1998	0	2	11	75	12	0	87
	1999	0	1	11	73	15	0	88
	2000	0	1	9	73	17	0	90
	2001	0	1	8	70	21	0	91
	2002	0	1	9	71	19	0	90
	<b>2003</b>	<b>0</b>	<b>1</b>	<b>9</b>	<b>68</b>	<b>21</b>	<b>0</b>	<b>90</b>
Scientific Enquiry/Ymholiad Gwyddonol	1998	0	2	14	73	11	0	84
	1999	0	2	13	72	13	0	85
	2000	0	2	11	72	15	0	87
	2001	0	2	11	69	18	0	87
	2002	0	2	12	70	16	0	86
	<b>2003</b>	<b>0</b>	<b>2</b>	<b>12</b>	<b>68</b>	<b>18</b>	<b>0</b>	<b>86</b>
Life processes and living things Prosesau bywyd a phethau byw	1998	0	1	9	74	16	0	90
	1999	0	1	8	73	18	0	91
	2000	0	1	7	72	20	0	92
	2001	0	1	6	68	25	0	93
	2002	0	1	7	68	24	0	92
	<b>2003</b>	<b>0</b>	<b>1</b>	<b>7</b>	<b>67</b>	<b>25</b>	<b>0</b>	<b>92</b>
Materials and their properties Defnyddiau a'u priodweddau	1998	0	1	10	76	13	0	89
	1999	0	1	10	74	15	0	89
	2000	0	1	8	73	18	0	91
	2001	0	1	8	70	21	0	91
	2002	0	1	8	71	20	0	91
	<b>2003</b>	<b>0</b>	<b>1</b>	<b>8</b>	<b>69</b>	<b>21</b>	<b>0</b>	<b>91</b>
Physical processes/Prosesau ffisegol	1998	0	1	13	75	11	0	86
	1999	0	1	12	74	13	0	87
	2000	0	1	9	74	16	0	90
	2001	0	1	9	69	21	0	90
	2002	0	1	9	70	19	0	89
	<b>2003</b>	<b>0</b>	<b>1</b>	<b>9</b>	<b>68</b>	<b>22</b>	<b>0</b>	<b>89</b>

D: Excepted or disapplied under Sections 364 or 365 of the Education Act 1996.  
Wedi'u heithrio neu wedi'u datgymhwyso o dan Adrannau 364 neu 365 o Ddeddf Addysg 1996.

W: Working towards level 1  
Yn gweithio tuag at lefel 1.

## KEY STAGE 1 TEACHER ASSESSMENT RESULTS: 1998-2003

### CANLYNIADAU ASESIADAU ATHRAWON CYFNOD ALLWEDDOL 1: 1998-2003

Percentage of **boys and girls** at each level/canran y **bechgyn a'r merched** ar bob lefel

		D	W	1	2	3	4	2+
<b>English/Saesneg</b>	1998	0	4	16	65	15	0	80
	1999	0	4	15	64	17	0	81
	2000	0	4	14	64	18	0	82
	2001	0	4	13	62	21	0	83
	2002	0	4	13	63	20	0	83
	<b>2003</b>	<b>0</b>	<b>4</b>	<b>14</b>	<b>63</b>	<b>20</b>	<b>0</b>	<b>82</b>
	Oracy/Llafaredd	1998	0	3	14	66	17	0
1999		0	3	13	65	19	0	84
2000		0	3	12	64	21	0	85
2001		0	3	11	63	23	0	86
2002		0	2	11	64	22	0	86
<b>2003</b>		<b>0</b>	<b>3</b>	<b>12</b>	<b>63</b>	<b>22</b>	<b>0</b>	<b>85</b>
Reading/Darllen		1998	0	4	17	57	22	0
	1999	0	3	16	56	25	0	81
	2000	0	4	14	57	25	0	82
	2001	0	4	13	54	29	0	83
	2002	0	4	14	54	28	0	82
	<b>2003</b>	<b>0</b>	<b>4</b>	<b>14</b>	<b>55</b>	<b>27</b>	<b>0</b>	<b>81</b>
	Writing/Ysgrifennu	1998	0	6	17	68	9	0
1999		0	5	16	69	10	0	79
2000		0	5	14	70	11	0	81
2001		0	5	13	70	12	0	82
2002		0	5	13	71	10	0	81
<b>2003</b>		<b>0</b>	<b>5</b>	<b>14</b>	<b>69</b>	<b>11</b>	<b>0</b>	<b>80</b>
<b>Cymraeg/Welsh</b>		1998	1	1	12	66	20	0
	1999	0	1	12	66	21	0	87
	2000	0	1	12	66	21	0	87
	2001	1	2	11	62	24	0	86
	2002	0	2	11	63	24	0	87
	<b>2003</b>	<b>1</b>	<b>1</b>	<b>11</b>	<b>64</b>	<b>23</b>	<b>0</b>	<b>87</b>
	Llafaredd/Oracy	1998	1	1	14	65	19	0
1999		0	2	12	66	20	0	86
2000		0	1	12	67	20	0	87
2001		1	2	12	62	23	0	85
2002		0	2	11	63	23	0	86
<b>2003</b>		<b>1</b>	<b>2</b>	<b>12</b>	<b>63</b>	<b>22</b>	<b>0</b>	<b>86</b>
Darllen/Reading		1998	1	2	16	62	19	0
	1999	1	2	16	60	21	0	81
	2000	0	2	16	59	23	0	82
	2001	1	2	17	56	24	0	80
	2002	0	3	17	57	22	0	79
	<b>2003</b>	<b>1</b>	<b>3</b>	<b>17</b>	<b>59</b>	<b>21</b>	<b>0</b>	<b>80</b>
	Ysgrifennu/Writing	1998	1	3	23	65	8	0
1999		1	3	20	66	10	0	76
2000		0	3	22	66	9	0	75
2001		1	3	21	64	11	0	75
2002		0	4	20	65	10	0	75
<b>2003</b>		<b>1</b>	<b>3</b>	<b>20</b>	<b>65</b>	<b>10</b>	<b>0</b>	<b>76</b>

D: Excepted or disapplied under Sections 364 or 365 of the Education Act 1996.

Wedi'u heithrio neu wedi'u datgymhwyso o dan Adrannau 364 neu 365 o Ddeddf Addysg 1996.

W: Working towards level 1.

Yn gweithio tuag at lefel 1.

KEY STAGE 1 TEACHER ASSESSMENT RESULTS: 1998-2003

CANLYNIADAU ASESIADAU ATHRAWON CYFNOD ALLWEDDOL 1: 1998-2003

Percentage of **boys and girls** at each level/canran y **bechgyn a'r merched** ar bob lefel

		D	W	1	2	3	4	2+
<b>Mathematics/Mathemateg</b>	1998	0	2	14	68	16	0	84
	1999	0	2	12	66	20	0	86
	2000	0	2	10	65	23	0	88
	2001	0	2	9	60	29	0	89
	2002	0	2	9	61	26	0	88
	<b>2003</b>	<b>0</b>	<b>2</b>	<b>11</b>	<b>63</b>	<b>24</b>	<b>0</b>	<b>87</b>
Using and applying mathematics Defnyddio a chymhwyso mathemateg	1998	0	3	18	67	12	0	79
	1999	0	3	17	66	14	0	80
	2000	0	3	14	65	18	0	83
	2001	0	3	13	62	22	0	84
	2002	0	3	13	62	22	0	83
	<b>2003</b>	<b>0</b>	<b>3</b>	<b>15</b>	<b>62</b>	<b>20</b>	<b>0</b>	<b>82</b>
Number & Algebra/Rhif ac Algebra	1998	0	2	14	69	15	0	84
	1999	0	2	13	66	19	0	85
	2000	0	2	11	65	22	0	87
	2001	1	2	9	60	28	0	88
	2002	0	3	10	61	26	0	87
	<b>2003</b>	<b>0</b>	<b>2</b>	<b>11</b>	<b>63</b>	<b>24</b>	<b>0</b>	<b>86</b>
Shape, space and measures Siâp, gofod a mesuriadau	1998	0	2	15	70	13	0	83
	1999	0	2	14	68	16	0	84
	2000	0	2	11	67	20	0	87
	2001	0	2	10	62	26	0	88
	2002	0	3	10	63	24	0	87
	<b>2003</b>	<b>0</b>	<b>2</b>	<b>11</b>	<b>64</b>	<b>22</b>	<b>0</b>	<b>86</b>
<b>Science/Gwyddoniaeth</b>	1998	0	2	13	73	12	0	85
	1999	0	2	12	71	15	0	86
	2000	0	2	11	70	17	0	87
	2001	0	2	10	67	21	0	88
	2002	0	2	10	68	20	0	88
	<b>2003</b>	<b>0</b>	<b>2</b>	<b>10</b>	<b>66</b>	<b>22</b>	<b>0</b>	<b>88</b>
Scientific Enquiry Ymholiad Gwyddonol	1998	0	2	16	71	11	0	82
	1999	1	2	15	69	13	0	82
	2000	0	2	14	69	15	0	84
	2001	0	2	13	67	18	0	85
	2002	0	2	13	67	17	0	84
	<b>2003</b>	<b>0</b>	<b>2</b>	<b>14</b>	<b>65</b>	<b>19</b>	<b>0</b>	<b>84</b>
Life processes and living things Prosesau bywyd a phethau byw	1998	0	2	10	73	15	0	88
	1999	0	1	10	71	18	0	89
	2000	0	1	9	70	20	0	90
	2001	0	1	8	66	25	0	91
	2002	0	2	8	66	25	0	90
	<b>2003</b>	<b>0</b>	<b>1</b>	<b>8</b>	<b>65</b>	<b>25</b>	<b>0</b>	<b>90</b>
Materials and their properties Defnyddiau a'u priodweddau	1998	0	2	11	74	13	0	87
	1999	0	2	11	72	15	0	87
	2000	0	2	9	71	18	0	89
	2001	0	2	9	68	21	0	89
	2002	0	2	9	68	21	0	89
	<b>2003</b>	<b>0</b>	<b>2</b>	<b>9</b>	<b>67</b>	<b>21</b>	<b>0</b>	<b>89</b>
Physical processes/Prosesau ffisegol	1998	0	2	15	72	11	0	83
	1999	0	2	13	71	14	0	85
	2000	0	2	11	71	16	0	87
	2001	0	2	10	67	21	0	88
	2002	0	2	10	68	20	0	88
	<b>2003</b>	<b>0</b>	<b>2</b>	<b>11</b>	<b>65</b>	<b>22</b>	<b>0</b>	<b>87</b>

D: Excepted or disapplied under Sections 364 or 365 of the Education Act 1996.  
Wedi'u heithrio neu wedi'u datgymhwyso o dan Adranau 364 neu 365 o Ddeddf Addysg 1996.

W: Working towards level 1  
Yn gweithio tuag at lefel 1.



## KEY STAGE 2

The percentage of pupils attaining at least level 4 in English, Welsh (first language), Mathematics, Science and the Core Subject Indicator. The figure in brackets against each subject indicates the LEA position alongside the other 21 authorities. **Page 20**

LEA summary of results for each subject for boys, girls and all pupils. **Page 21**

All Wales summary of results. LEAs are listed according to the Welsh Assembly/LEA number. **Page 22**

Wales annual results for 2003 for boys, girls and all pupils **Page 23**

All Wales results for 1998 – 2003. **Page 24**

## CYFNOD ALLWEDDOL 2

Canran y disgyblion sy'n cyrraedd o leiaf lefel 4 mewn Saesneg, Cymraeg (Iaith Gyntaf), Mathemateg, Gwyddoniaeth ac yn Asesiad yr Athro o'r Dangosydd Pynciau Craidd, ynghyd â'r tasgau a'r profion. Mae'r ffigur mewn cromfachau wrth ymyl pob pwnc yn nodi safle'r AALL ochr yn ochr â'r 21 awdurdod arall. **Tudalen 20**

Crynodeb o ganlyniadau'r bechgyn, y merched a'r holl ddisgyblion ym mhob pwnc fesul AALL. **Tudalen 21**

Crynodeb o ganlyniadau Cymru gyfan. Rhestrir yr AALL yn unol â rhif y Cynulliad Cenedlaethol/AALL. **Tudalen 22**

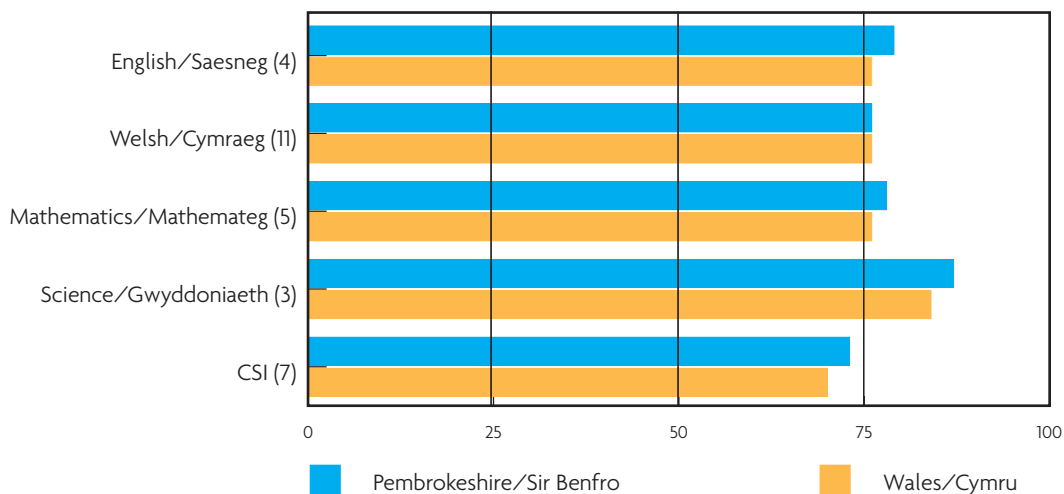
Canlyniadau blynyddol bechgyn, merched a holl ddisgyblion AALL yn 2003. **Tudalen 23**

Canlyniadau Cymru gyfan o 1998 – 2003. **Tudalen 24**

## Pembrokeshire/Sir Benfro

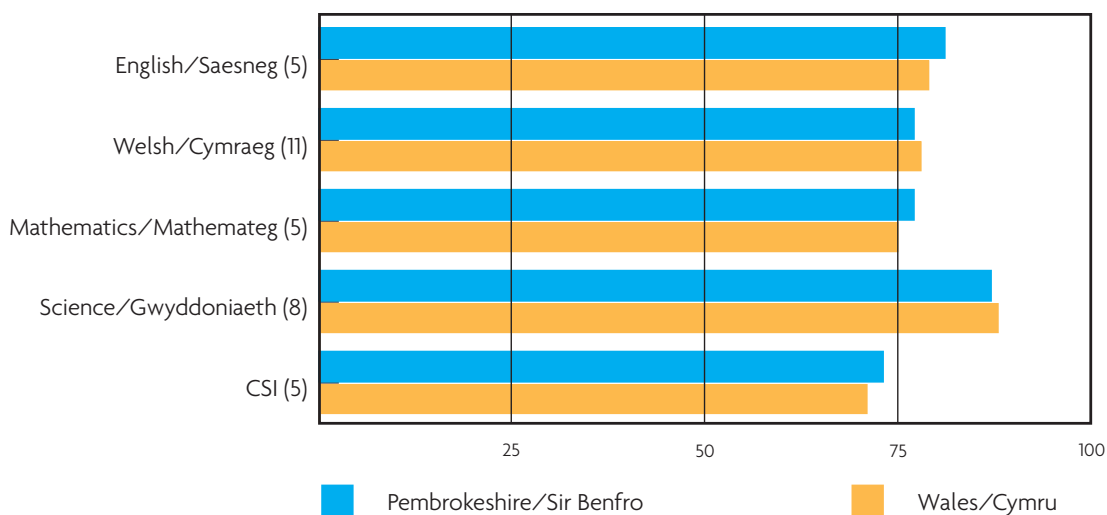
### Teacher Assessment/Asesiad Athrawon

The Percentage of Pupils attaining at least level 4  
Canran y disgyblion sy'n cyrraedd o leiaf lefel 4



### Tests & Tasks/Prawf & Tasg

The Percentage of Pupils attaining at least level 4  
Canran y disgyblion sy'n cyrraedd o leiaf lefel 4



The figure in brackets against each subject indicates the LEA position alongside the other 21 authorities  
Mae'r ffigur mewn cromfachau wrth ymyl pob pwnc yn nodi safle'r AALI ochr yn ochr ar 21 awdurdod

# Pembrokeshire/Sir Benfro

Percentage of **boys** at each level/Canran y **bechgyn** ar bob lefel

**D A N B W 1 2 3 4 5 6 Base/Sail 4+**

## English/Saesneg

TA results 1 0 0 0 0 1 6 20 45 27 0 760 72

Canlyniadau AA

Test/Task 1 2 1 2 0 0 5 13 40 36 0 760 76

Prawf/Tasg

## Welsh/Cymraeg

TA results 3 0 1 0 1 2 4 19 54 16 0 130 70

Canlyniadau AA

Test/Task 3 2 0 4 0 0 4 18 52 17 0 130 69

Prawf/Tasg

## Mathematics/Mathemateg

TA results 1 0 0 0 0 1 3 18 45 32 0 760 77

Canlyniadau AA

Test/Task 1 2 0 1 0 0 3 17 42 34 0 760 76

Prawf/Tasg

## Science/Gwyddoniaeth

TA results 1 1 0 0 0 1 1 12 47 37 0 760 85

Canlyniadau AA

Test/Task 1 2 0 1 0 0 0 9 47 40 0 760 87

Prawf/Tasg

Percentage of **girls** at each level/Canran y **merched** ar bob lefel

**D A N B W 1 2 3 4 5 6 Base/Sail 4+**

## English/Saesneg

TA results 0 0 0 0 0 0 2 12 43 41 0 810 85

Canlyniadau AA

Test/Task 0 1 0 1 0 0 1 9 35 51 0 810 87

Prawf/Tasg

## Welsh/Cymraeg

TA results 3 0 0 0 0 1 1 14 50 30 1 140 81

Canlyniadau AA

Test/Task 3 0 0 1 0 0 1 9 54 32 0 140 86

Prawf/Tasg

## Mathematics/Mathemateg

TA results 0 0 0 0 0 0 2 17 45 34 0 810 80

Canlyniadau AA

Test/Task 0 1 1 0 0 0 2 17 41 37 0 810 78

Prawf/Tasg

## Science/Gwyddoniaeth

TA results 0 0 0 0 0 0 1 9 51 37 0 810 89

Canlyniadau AA

Test/Task 0 2 0 0 0 0 0 8 47 43 0 810 90

Prawf/Tasg

Percentage of **boys and girls** at each level/Canran y **bechgyn a'r merched** ar bob lefel

**D A N B W 1 2 3 4 5 6 Base/Sail 4+**

## English/Saesneg

TA results 1 0 0 0 0 0 4 16 44 34 0 1,580 79

Canlyniadau AA

Test/Task 0 2 1 2 0 0 3 11 38 44 0 1,580 81

Prawf/Tasg

## Welsh/Cymraeg

TA results 3 0 0 0 0 1 3 16 52 24 0 270 76

Canlyniadau AA

Test/Task 3 1 0 2 0 0 3 14 53 25 0 270 78

Prawf/Tasg

## Mathematics/Mathemateg

TA result 1 0 0 0 0 0 3 17 45 33 0 1,580 78

Canlyniadau AA

Test/Task 1 2 1 1 0 0 2 17 42 36 0 1,580 77

Prawf/Tasg

## Science/Gwyddoniaeth

TA result 1 0 0 0 0 0 1 11 49 37 0 1,580 87

Canlyniadau AA

Test/Task 1 2 0 0 0 0 0 8 47 42 0 1,580 89

Prawf/Tasg

## Local Education Authority: Summary Table/Awdurdod Addysg Lleol: Tabl Crynodeb

percentage at level 4 or above/canran ar lefel 4 neu'n uwch

Maintained schools in: Ysgolion a gynhelir yn:	English Saesneg		Welsh Cymraeg		Mathematics Mathemateg		Science Gwyddoniaeth		Core Subject Indicator TA Dangosydd Pynciau Craidd AA			Core Subject Indicator TT Dangosydd Pynciau Craidd PT		
	T/A	T/T	T/A	T/T	T/A	T/T	T/A	T/T	All pupils Pob disgybl	Boys Bechgyn	Girls Merched	All pupils Pob disgybl	Boys Bechgyn	Girls Merched
Isle of Anglesey/Ynys Môn	74	80	60	60	73	75	81	88	69	62	75	71	67	75
Gwynedd	77	76	74	77	77	75	83	85	73	70	77	72	68	76
Conwy	79	81	86	87	78	76	86	89	73	70	76	72	69	74
Denbighshire/Sir Ddinbych	76	77	78	79	74	73	84	86	69	65	73	68	64	72
Flintshire/Sir y Fflint	76	79	82	86	75	75	84	87	70	65	74	71	69	73
Wrexham/Wrecsam	76	78	80	80	76	75	85	88	71	67	74	69	67	72
Powys	80	83	85	88	79	78	86	91	74	69	79	73	69	77
Ceredigion	77	81	72	78	74	73	82	86	70	66	74	68	65	71
Pembrokeshire/Sir Benfro	79	81	76	78	78	77	87	89	73	69	77	73	69	76
Carmarthenshire/Sir Gaerfyrddin	75	79	74	75	75	74	83	85	69	64	74	69	66	72
Swansea/Abertawe	79	82	83	82	79	78	87	89	73	69	78	73	71	76
Neath Port Talbot/Castell-nedd Port Talbot	73	77	74	76	75	73	84	88	68	63	74	67	63	72
Bridgend/Pen-y-bont ar Ogwr	77	78	68	76	78	76	85	89	73	70	76	71	68	74
The Vale of Glamorgan/Bro Morgannwg	81	84	86	88	81	81	90	92	76	72	80	77	74	79
Rhondda Cynon Taff/Rhondda Cynon Taf	73	75	83	84	76	74	82	86	69	65	74	67	65	70
Merthyr Tydfil/Merthyr Tudful	67	72	*	*	71	70	81	84	63	55	70	64	60	69
Caerphilly/Caerffili	74	75	80	80	74	73	84	87	68	64	72	66	63	70
Blaenau Gwent	68	69	*	*	66	65	78	81	60	56	64	59	58	60
Torfaen/Tor-faen	76	79	*	*	75	74	83	87	69	64	75	69	66	73
Monmouthshire/Sir Fynwy	80	83	*	*	80	80	86	90	75	71	79	75	71	78
Newport/Casnewydd	75	78	*	*	74	74	85	89	69	66	71	70	68	71
Cardiff/Caerdydd	78	80	89	90	76	74	85	87	72	70	73	70	70	70
<b>Wales</b> (Including independent schools)														
<b>Cymru</b> (gan gynnwys ysgolion annibynnol)	<b>76</b>	<b>79</b>	<b>76</b>	<b>78</b>	<b>76</b>	<b>75</b>	<b>84</b>	<b>88</b>	<b>70</b>	<b>67</b>	<b>73</b>	<b>71</b>	<b>67</b>	<b>75</b>
2002	76	80	74	75	75	73	83	86	70	66	73	68	66	71
2001	73	77	70	71	75	74	81	82	68	64	73	68	65	71
2000	70	74	67	68	71	69	78	81	64	59	69	63	59	66
1999	67	68	63	65	69	67	75	77	61	58	65	58	56	61

\* Results not shown where their inclusion may make it possible to identify individual schools

\* Ni ddangosir y canlyniadau gan y gellir adnabod ysgolion unigol

TA/AA: Teacher Assessment/Asesiad Athrawon

T/T-P/T: Test/Task - Prawf/Tasg



## KEY STAGE 2 RESULTS: 2003

### CRYNODEB O GANLYNIADAU CYFNOD ALLWEDDOL 2: 2003

Percentage of **boys** at each level/canran y **bechgyn** ar bob lefel

	D	A	N	B	W	1	2	3	4	5	6	4+
<b>English/Saesneg</b>												
TA results/Canlyniadau AA	1	0	0	0	1	1	7	20	45	25	0	71
Test/Task Prawf/Tasg	1	2	1	2	0	0	6	14	41	33	0	74
<b>Welsh/Cymraeg</b>												
TA results/Canlyniadau AA	1	0	0	0	1	1	4	22	51	19	0	70
Test/Task Prawf/Tasg	1	2	0	2	0	0	3	19	51	21	0	72
<b>Mathematics/Mathemateg</b>												
TA results/Canlyniadau AA	1	0	0	0	0	1	4	19	44	30	0	75
Test/Task Prawf/Tasg	1	2	1	1	0	0	4	18	41	34	0	74
<b>Science/Gwyddoniaeth</b>												
TA results/Canlyniadau AA	1	0	0	0	0	0	2	14	48	35	0	83
Test/Task Prawf/Tasg	1	2	0	1	0	0	1	10	48	39	0	87

Percentage of **girls** at each level/canran y **merched** ar bob lefel

	D	A	N	B	W	1	2	3	4	5	6	4+
<b>English/Saesneg</b>												
TA results/Canlyniadau AA	0	0	0	0	0	0	4	13	44	37	0	82
Test/Task Prawf/Tasg	0	2	0	1	0	0	3	10	36	48	0	84
<b>Welsh/Cymraeg</b>												
TA results/Canlyniadau AA	1	0	0	0	0	1	3	14	50	31	0	81
Test/Task Prawf/Tasg	1	1	0	2	0	0	2	11	49	35	0	83
<b>Mathematics/Mathemateg</b>												
TA results/Canlyniadau AA	0	0	0	0	0	0	3	18	48	30	0	78
Test/Task Prawf/Tasg	0	2	1	0	0	0	3	18	43	33	0	75
<b>Science/Gwyddoniaeth</b>												
TA results/Canlyniadau AA	0	0	0	0	0	0	1	12	50	36	0	86
Test/Task Prawf/Tasg	0	1	0	0	0	0	1	9	48	40	0	88

Percentage of **boys and girls** at each level/canran y **bechgyn a'r merched** ar bob lefel

	D	A	N	B	W	1	2	3	4	5	6	4+
<b>English/Saesneg</b>												
TA results/Canlyniadau AA	0	0	0	0	0	1	6	16	45	31	0	76
Test/Task Prawf/Tasg	0	2	1	1	0	0	5	12	38	40	0	79
<b>Welsh/Cymraeg</b>												
TA results/Canlyniadau AA	1	0	0	0	1	1	4	18	51	25	0	76
Test/Task Prawf/Tasg	1	1	0	2	0	0	3	15	50	28	0	78
<b>Mathematics/Mathemateg</b>												
TA results/Canlyniadau AA	0	0	0	0	0	0	4	19	46	30	0	76
Test/Task Prawf/Tasg	0	2	1	0	0	0	4	18	42	33	0	75
<b>Science/Gwyddoniaeth</b>												
TA results/Canlyniadau AA	0	0	0	0	0	0	2	13	49	35	0	84
Test/Task Prawf/Tasg	0	2	0	0	0	0	1	9	48	39	0	88

D: exempted or disappled under Sections 364 or 365 of the education Act 1996./Wedi'u heithro neu wedi'u datgymhwyso o dan Adranau 364 neu 365 o ddeddf Addysg 1996.

A: failed to register a level due to absence/wedi methu â chofrestru lefel oherwydd absenoldeb

N failed to register a level for reasons other than absence/wedi methu â chofrestru lefel ac eithro absenoldeb

B: not entered for the tests because they are working outside the level of the tests/heb eu cofrestru am y prawf oherwydd eu bod yn gweithio y tu allan i lefelau'r prawf

W: Working towards level 1/ Yn gweithio tuag at lefel 1.

\*not applicable/dim yn gymwys

# Wales/Cymru

## KEY STAGE 2 RESULTS: 1998-2003 WALES

### CRYNODEB CYFNOD ALLWEDDOL 2: 1998-2003 CYMRU

Percentage of **boys** at each level/canran y **bechgyn** ar bob lefel

		D	A	N	B	W	1	2	3	4	5	6	4+
<b>English/Saesneg</b>													
TA/AA	1998	1	0	0	*	1	1	9	31	45	12	0	57
	1999	0	0	1	*	1	1	9	27	46	15	0	61
	2000	0	0	2	*	1	1	8	25	47	16	0	63
	2001	0	0	1	*	1	1	7	23	48	19	0	67
	2002	0	0	0	*	1	1	7	20	46	24	0	71
	<b>2003</b>	<b>1</b>	<b>0</b>	<b>0</b>	<b>0</b>	<b>1</b>	<b>1</b>	<b>7</b>	<b>20</b>	<b>45</b>	<b>25</b>	<b>0</b>	<b>71</b>
Test/Task Prawf/Tasg	1998	1	3	1	2	*	*	7	30	45	11	*	56
	1999	1	2	2	2	*	*	7	23	46	17	*	63
	2000	0	2	1	2	*	*	7	21	48	19	*	67
	2001	0	2	2	2	*	0	6	16	48	24	0	72
	2002	0	2	1	2	*	0	6	14	43	32	0	75
	<b>2003</b>	<b>1</b>	<b>2</b>	<b>1</b>	<b>2</b>	<b>0</b>	<b>0</b>	<b>6</b>	<b>14</b>	<b>41</b>	<b>33</b>	<b>0</b>	<b>74</b>
<b>Welsh/Cymraeg</b>													
TA/AA	1998	2	1	0	*	0	1	9	30	45	12	0	57
	1999	2	0	1	*	0	2	7	31	45	12	0	57
	2000	2	0	1	*	1	1	7	28	47	13	*	60
	2001	1	0	0	*	0	1	6	29	48	15	0	63
	2002	2	0	0	0	0	1	6	24	50	17	0	71
	<b>2003</b>	<b>1</b>	<b>0</b>	<b>0</b>	<b>0</b>	<b>1</b>	<b>1</b>	<b>4</b>	<b>22</b>	<b>51</b>	<b>19</b>	<b>0</b>	<b>70</b>
Test/Task Prawf/Tasg	1998	1	2	3	*	0	1	8	26	45	13	1	59
	1999	2	2	1	2	*	*	5	29	47	12	*	59
	2000	2	3	0	3	*	*	5	26	48	13	*	61
	2001	1	2	0	2	*	*	4	26	47	18	0	65
	2002	1	2	1	2	*	0	6	14	43	32	0	75
	<b>2003</b>	<b>1</b>	<b>2</b>	<b>0</b>	<b>2</b>	<b>0</b>	<b>0</b>	<b>3</b>	<b>19</b>	<b>51</b>	<b>21</b>	<b>0</b>	<b>72</b>
<b>Mathematics/Mathemateg</b>													
TA/AA	1998	1	0	0	*	0	1	7	28	44	19	0	63
	1999	0	0	1	*	0	1	6	24	46	22	0	68
	2000	0	0	1	*	0	1	6	23	45	24	0	69
	2001	0	0	0	*	0	1	5	21	46	27	0	73
	2002	0	0	0	*	0	1	5	20	45	28	0	73
	<b>2003</b>	<b>1</b>	<b>0</b>	<b>0</b>	<b>0</b>	<b>0</b>	<b>1</b>	<b>4</b>	<b>19</b>	<b>44</b>	<b>30</b>	<b>0</b>	<b>75</b>
Test/Task Prawf/Tasg	1998	0	3	1	1	*	*	6	29	42	18	*	60
	1999	0	2	1	1	*	*	5	24	44	23	*	67
	2000	0	0	1	*	0	1	6	23	45	24	0	69
	2001	0	2	1	1	0	0	5	18	42	31	0	73
	2002	0	2	1	1	0	0	4	20	42	30	0	72
	<b>2003</b>	<b>1</b>	<b>2</b>	<b>1</b>	<b>1</b>	<b>0</b>	<b>0</b>	<b>4</b>	<b>18</b>	<b>41</b>	<b>34</b>	<b>0</b>	<b>74</b>
<b>Science/Gwyddoniaeth</b>													
TA/AA	1998	0	1	0	*	0	1	6	23	50	19	0	69
	1999	0	0	1	*	0	1	5	18	49	26	0	75
	2000	0	0	1	*	0	1	4	18	51	25	0	76
	2001	1	0	0	*	0	0	3	16	51	29	0	80
	2002	0	0	0	*	0	0	3	14	49	33	0	82
	<b>2003</b>	<b>1</b>	<b>0</b>	<b>0</b>	<b>0</b>	<b>0</b>	<b>0</b>	<b>2</b>	<b>14</b>	<b>48</b>	<b>35</b>	<b>0</b>	<b>83</b>
Test/Task Prawf/Tasg	1998	0	3	1	1	*	*	5	21	52	17	*	69
	1999	0	3	0	1	*	*	5	14	47	30	*	77
	2000	0	2	0	1	*	*	4	14	54	25	*	79
	2001	0	2	0	0	*	*	2	14	51	30	*	81
	2002	0	2	0	1	*	*	2	11	47	38	*	85
	<b>2003</b>	<b>1</b>	<b>2</b>	<b>0</b>	<b>1</b>	<b>0</b>	<b>0</b>	<b>1</b>	<b>10</b>	<b>48</b>	<b>39</b>	<b>0</b>	<b>87</b>

D: excepted or disapplied under Sections 364 or 365 of the education Act 1996./Wedi'u heithro neu wedi'u datgymhwysu o dan Adrannau 364 neu 365 o ddeddf Addysg 1996.

A: failed to register a level due to absence/wedi methu â chofrestru lefel oherwydd absenoldeb

N failed to register a level for reasons other than absence/wedi methu â chofrestru lefel ac eithro absenoldeb

B: not entered for the tests because they are working outside the level of the tests/heb eu cofrestru am y prawf oherwydd eu bod yn gweithio y tu allan i lefelau'r prawf

W: Working towards level 1/ Yn gweithio tuag at lefel 1.

\*not applicable/dim yn gymwys.

## KEY STAGE 2 RESULTS: 1998-2003

### CRYNODEB CYFNOD ALLWEDDOL 2: 1998-2003

Percentage of **girls** at each level/canran y **merched** ar bob lefel

		D	A	N	B	W	1	2	3	4	5	6	4+
<b>English/Saesneg</b>													
TA/AA	1998	0	1	0	*	0	1	4	21	50	23	0	73
	1999	0	0	1	*	0	1	5	20	49	24	0	73
	2000	0	0	2	*	0	1	4	17	49	27	0	76
	2001	0	0	0	*	0	1	4	16	48	31	0	79
	2002	0	0	0	*	0	0	4	13	46	36	0	81
	<b>2003</b>	<b>0</b>	<b>0</b>	<b>0</b>	<b>0</b>	<b>0</b>	<b>0</b>	<b>4</b>	<b>13</b>	<b>44</b>	<b>37</b>	<b>0</b>	<b>82</b>
Test/Task Prawf/Tasg	1998	0	3	0	1	*	*	3	19	50	24	*	74
	1999	0	2	1	1	*	*	4	18	48	26	*	74
	2000	0	2	1	1	*	*	3	13	47	33	*	80
	2001	0	2	1	1	*	*	3	11	45	37	*	82
	2002	0	2	0	1	*	*	3	9	39	45	*	84
	<b>2003</b>	<b>0</b>	<b>2</b>	<b>0</b>	<b>1</b>	<b>0</b>	<b>0</b>	<b>3</b>	<b>10</b>	<b>36</b>	<b>48</b>	<b>0</b>	<b>84</b>
<b>Welsh/Cymraeg</b>													
TA/AA	1998	2	1	0	*	0	0	4	22	50	21	0	71
	1999	1	0	1	*	0	1	4	23	49	21	0	70
	2000	1	0	2	*	0	1	3	19	51	23	0	74
	2001	0	0	0	*	0	1	3	19	51	26	0	77
	2002	1	0	0	0	0	0	3	14	51	30	0	81
	<b>2003</b>	<b>1</b>	<b>0</b>	<b>0</b>	<b>0</b>	<b>0</b>	<b>1</b>	<b>3</b>	<b>14</b>	<b>50</b>	<b>31</b>	<b>0</b>	<b>81</b>
Test/Task Prawf/Tasg	1998	1	2	1	*	0	0	4	20	50	21	1	72
	1999	1	2	0	1	*	*	3	21	50	22	*	72
	2000	1	2	0	2	*	*	2	18	52	23	*	75
	2001	0	2	0	1	*	*	2	17	50	28	0	78
	2002	1	2	0	1	*	*	2	13	51	31	*	82
	<b>2003</b>	<b>1</b>	<b>1</b>	<b>0</b>	<b>2</b>	<b>0</b>	<b>0</b>	<b>2</b>	<b>11</b>	<b>49</b>	<b>35</b>	<b>0</b>	<b>83</b>
<b>Mathematics/Mathemateg</b>													
TA/AA	1998	0	0	0	*	0	1	5	26	50	18	0	68
	1999	0	0	1	*	0	1	5	23	49	21	0	70
	2000	0	0	1	*	0	1	4	21	50	23	0	73
	2001	0	0	0	*	0	1	4	18	49	28	0	77
	2002	0	0	0	*	0	0	4	18	49	28	0	76
	<b>2003</b>	<b>0</b>	<b>0</b>	<b>0</b>	<b>0</b>	<b>0</b>	<b>0</b>	<b>3</b>	<b>18</b>	<b>48</b>	<b>30</b>	<b>0</b>	<b>78</b>
Test/Task Prawf/Tasg	1998	0	2	1	1	0	0	5	29	46	16	0	62
	1999	0	2	1	0	*	*	5	25	46	21	*	67
	2000	0	2	0	0	*	*	5	22	46	25	*	71
	2001	0	2	1	0	*	*	4	17	44	32	*	76
	2002	0	2	1	0	*	*	4	19	45	29	*	74
	<b>2003</b>	<b>0</b>	<b>2</b>	<b>1</b>	<b>0</b>	<b>0</b>	<b>0</b>	<b>3</b>	<b>18</b>	<b>43</b>	<b>33</b>	<b>0</b>	<b>75</b>
<b>Science/Gwyddoniaeth</b>													
TA/AA	1998	0	0	0	*	0	1	4	22	55	18	0	73
	1999	0	0	1	*	0	1	4	18	52	24	0	76
	2000	0	0	2	*	0	0	3	15	54	26	0	80
	2001	0	0	0	*	0	0	3	14	53	30	0	83
	2002	0	0	0	*	0	0	2	12	51	34	0	85
	<b>2003</b>	<b>0</b>	<b>0</b>	<b>0</b>	<b>0</b>	<b>0</b>	<b>0</b>	<b>1</b>	<b>12</b>	<b>50</b>	<b>36</b>	<b>0</b>	<b>86</b>
Test/Task Prawf/Tasg	1998	0	3	1	1	0	0	4	22	54	15	0	69
	1999	0	3	0	1	*	*	4	15	49	28	*	77
	2000	0	2	0	0	*	*	3	13	55	27	*	82
	2001	0	2	0	1	0	0	2	12	52	31	*	83
	2002	0	2	0	0	0	0	1	10	48	39	*	87
	<b>2003</b>	<b>0</b>	<b>1</b>	<b>0</b>	<b>0</b>	<b>0</b>	<b>0</b>	<b>1</b>	<b>9</b>	<b>48</b>	<b>40</b>	<b>0</b>	<b>88</b>

D: exempted or disapplied under Sections 364 or 365 of the education Act 1996./Wedi'u heithro neu wedi'u datgymhwysio o dan Adranau 364 neu 365 o ddeddf Addysg 1996.

A: failed to register a level due to absence/wedi methu â chofrestru lefel oherwydd absenoldeb

N failed to register a level for reasons other than absence/wedi methu â chofrestru lefel ac eithro absenoldeb

B: not entered for the tests because they are working outside the level of the tests/heb eu cofrestru am y prawf oherwydd eu bod yn gweithio y tu allan i lefelau'r prawf

W: Working towards level 1/ Yn gweithio tuag at lefel 1.

\*not applicable/dim yn gymwys.

## Wales/Cymru

### KEY STAGE 2 RESULTS: 1998-2003

### CRYNODEB CYFNOD ALLWEDDOL 2: 1998-2003

Percentage of **boys and girls** at each level/canran y **bechgyn a'r merched** ar bob lefel

		D	A	N	B	W	1	2	3	4	5	6	4+
<b>English/Saesneg</b>													
TA/AA	1998	0	0	0	*	1	1	7	26	47	18	0	65
	1999	0	0	1	*	0	1	7	24	48	19	0	67
	2000	0	0	1	*	1	1	6	21	48	22	0	70
	2001	0	0	0	*	1	1	6	19	48	25	0	73
	2002	0	0	0	*	0	1	6	17	46	30	0	76
	<b>2003</b>	<b>0</b>	<b>0</b>	<b>0</b>	<b>0</b>	<b>0</b>	<b>1</b>	<b>6</b>	<b>16</b>	<b>45</b>	<b>31</b>	<b>0</b>	<b>76</b>
Test/Task Prawf/Tasg	1998	0	3	1	2	0	0	5	25	47	17	0	64
	1999	0	2	1	2	*	*	6	21	47	21	*	68
	2000	0	2	1	1	*	*	5	17	48	26	*	74
	2001	0	2	1	1	*	*	5	14	47	30	*	77
	2002	0	2	1	1	*	*	5	12	41	38	*	79
	<b>2003</b>	<b>0</b>	<b>2</b>	<b>1</b>	<b>1</b>	<b>0</b>	<b>0</b>	<b>5</b>	<b>12</b>	<b>38</b>	<b>40</b>	<b>0</b>	<b>79</b>
<b>Welsh/Cymraeg</b>													
TA/AA	1998	2	1	0	*	0	1	7	26	47	16	0	63
	1999	2	0	1	*	0	1	6	27	47	16	0	63
	2000	2	0	1	*	0	1	5	24	49	18	0	67
	2001	1	0	0	*	0	1	4	24	49	21	0	70
	2002	1	0	0	*	0	1	4	19	50	23	0	74
	<b>2003</b>	<b>1</b>	<b>0</b>	<b>0</b>	<b>0</b>	<b>1</b>	<b>1</b>	<b>4</b>	<b>18</b>	<b>51</b>	<b>25</b>	<b>0</b>	<b>76</b>
Test/Task Prawf/Tasg	1998	1	2	2	*	0	1	6	23	47	17	1	65
	1999	2	2	1	1	*	*	4	25	48	17	*	65
	2000	2	2	0	2	*	*	4	22	50	18	*	68
	2001	1	2	0	1	0	0	3	22	48	23	*	71
	2002	1	2	0	1	0	0	3	18	51	24	*	75
	<b>2003</b>	<b>1</b>	<b>1</b>	<b>0</b>	<b>2</b>	<b>0</b>	<b>0</b>	<b>3</b>	<b>15</b>	<b>50</b>	<b>28</b>	<b>0</b>	<b>78</b>
<b>Mathematics/Mathemateg</b>													
TA/AA	1998	0	1	0	*	0	1	6	27	47	18	0	65
	1999	0	0	1	*	0	1	6	23	47	22	0	69
	2000	0	0	1	*	0	1	5	22	47	24	0	71
	2001	0	0	0	*	0	1	4	20	47	28	0	75
	2002	0	0	0	*	0	1	4	19	47	28	0	75
	<b>2003</b>	<b>0</b>	<b>0</b>	<b>0</b>	<b>0</b>	<b>0</b>	<b>0</b>	<b>4</b>	<b>19</b>	<b>46</b>	<b>30</b>	<b>0</b>	<b>76</b>
Test/Task Prawf/Tasg	1998	0	3	1	1	*	*	5	29	44	17	*	61
	1999	0	2	1	1	*	*	5	24	45	22	*	67
	2000	0	2	1	1	*	*	5	22	44	25	*	69
	2001	0	2	1	1	*	*	4	18	42	32	*	74
	2002	0	5	1	1	*	*	4	19	43	30	*	73
	<b>2003</b>	<b>0</b>	<b>2</b>	<b>1</b>	<b>0</b>	<b>0</b>	<b>0</b>	<b>4</b>	<b>18</b>	<b>42</b>	<b>33</b>	<b>0</b>	<b>75</b>
<b>Science/Gwyddoniaeth</b>													
TA/AA	1998	0	0	0	*	0	1	5	23	52	19	0	71
	1999	0	0	1	*	0	1	5	18	50	25	0	75
	2000	0	0	1	*	0	0	4	17	53	25	0	78
	2001	1	0	0	*	0	0	3	15	52	29	0	81
	2002	0	0	0	*	0	0	2	13	50	33	0	83
	<b>2003</b>	<b>0</b>	<b>0</b>	<b>0</b>	<b>0</b>	<b>0</b>	<b>0</b>	<b>2</b>	<b>13</b>	<b>49</b>	<b>35</b>	<b>0</b>	<b>84</b>
Test/Task Prawf/Tasg	1998	0	3	1	1	*	*	4	22	53	16	*	69
	1999	0	3	0	1	*	*	5	14	48	29	*	77
	2000	0	2	0	0	*	*	3	14	55	26	*	81
	2001	0	2	0	1	*	*	2	13	51	31	*	82
	2002	0	2	0	0	*	*	1	10	47	38	*	86
	<b>2003</b>	<b>0</b>	<b>2</b>	<b>0</b>	<b>0</b>	<b>0</b>	<b>0</b>	<b>1</b>	<b>9</b>	<b>48</b>	<b>39</b>	<b>0</b>	<b>88</b>

D: exempted or disapplied under Sections 364 or 365 of the education Act 1996./Wedi'u heithro neu wedi'u datgymhwysio o dan Adrannau 364 neu 365 o ddeddf Addysg 1996.

A: failed to register a level due to absence/wedi methu â chofrestru lefel oherwydd absenoldeb

N failed to register a level for reasons other than absence/wedi methu â chofrestru lefel ac eithro absenoldeb

B: not entered for the tests because they are working outside the level of the tests/heb eu cofrestru am y prawf oherwydd eu bod yn gweithio y tu allan i lefelau'r prawf

W: Working towards level 1/ Yn gweithio tuag at lefel 1.

\*not applicable/dim yn gymwys.

## KEY STAGE 3

The percentage of pupils attaining at least level 5 in English, Welsh (first language), Mathematics, Science and the Core Subject Indicator Teacher Assessment and the Tasks and Tests; and Art, Design & Technology, Geography, History, IT, Modern Foreign Language, Music, PE and Welsh 2nd Language Teacher Assessment only. The figure in brackets against each subject indicates the LEA position alongside the other 21 authorities.	Page 28
All Wales summary of results. LEAs are listed according to the Welsh Assembly/LEA number.	Page 29
LEA summary of results for each subject for boys, girls and all pupils.	Page 32
Wales annual results for 2003 for boys, girls and all pupils	Page 34
All Wales results for 1998 - 2003 (Core Subjects)	Page 35
All Wales results for 1999 - 2003 (Non-Core Subjects)	Page 38

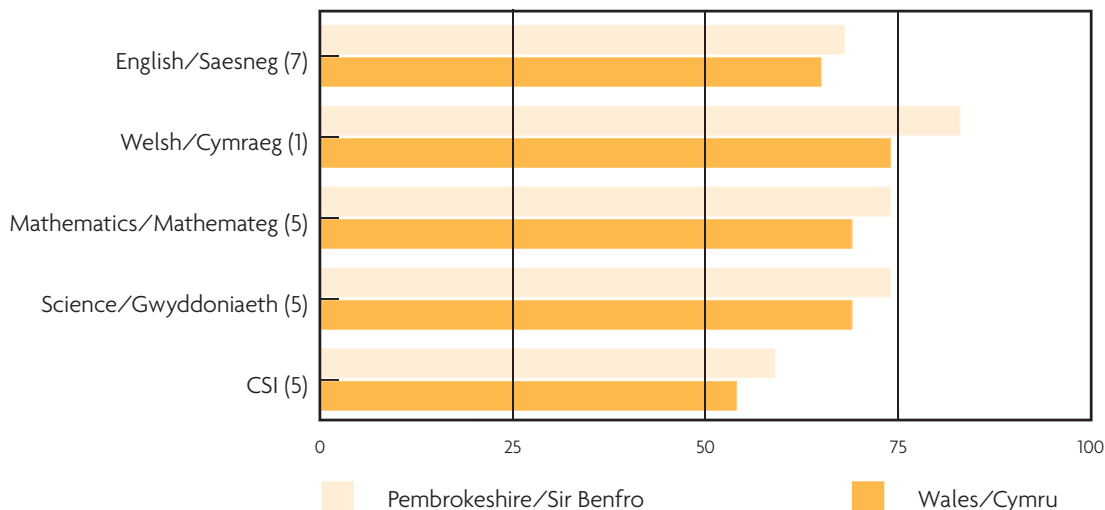
## CYFNOD ALLWEDDOL 3

Canran y disgyblion sy'n cyrraedd o leiaf lefel 5 mewn Saesneg, Cymraeg (Iaith Gyntaf), Mathemateg, Gwyddoniaeth ac yn Asesiad yr Athro o'r Dangosydd Pynciau Craidd, ynghyd â'r tasgau a'r profion ac yn Asesiad yr Athro yn unig o Gelf, Dyluno a Thechnoleg, Daeryddiaeth, Hanes, TG, Iaith Dramor fodern, Cerddoriaeth, Addysg Gorfforol a Chymraeg Ail Iaith. Mae'r ffigur mewn cromfachau wrth ymyl pob pwnc yn nodi safle'r AALL ochr yn ochr â'r 21 awdurdod arall.	Tudalen 28
Crynodeb o ganlyniadau Cymru gyfan. Rhestrir yr AALL yn unol â rhif y Cynulliad Cenedlaethol/AALL.	Tudalen 29
Crynodeb o ganlyniadau'r bechgyn, y merched a'r holl ddisgyblion ym mhob pwnc fesul AALL.	Tudalen 32
Canlyniadau blynyddol bechgyn, merched a holl ddisgyblion Cymru yn 2003.	Tudalen 34
Canlyniadau Cymru gyfan o 1998 - 2003 (Pynciau Craidd)	Tudalen 35
Canlyniadau Cymru gyfan o 1999 - 2003 (Pynciau heb fod yn bynciau craidd)	Tudalen 38

## Pembrokeshire/Sir Benfro

### Teacher Assessment Asesiad Athrawon

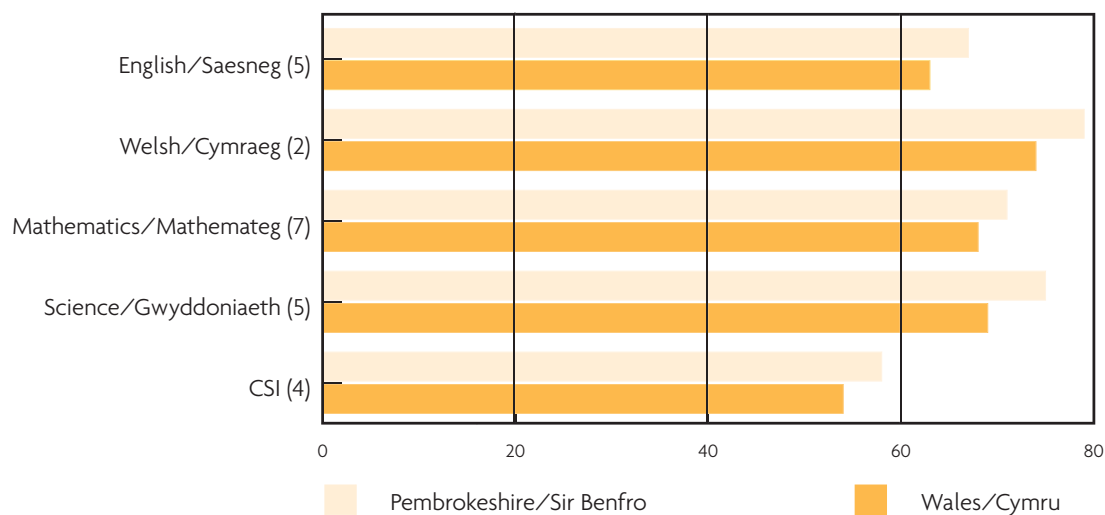
The Percentage of Pupils attaining at least level 5  
Canran y disgyblion sy'n cyrraedd o leiaf lefel 5



### Task & Test

#### Prawf a Thasg

The Percentage of Pupils attaining at least level 5  
Canran y disgyblion sy'n cyrraedd o leiaf lefel 5



The figure in brackets against each subject indicates the LEA position alongside the other 21 authorities  
Mae'r ffigur mewn cromfachau wrth ymyl pob pwnc yn nodi safle'r AALI ochr yn ochr ar 21 awdurdod

Local Education Authority: Summary Table CORE SUBJECTS Awdurdod Addysg Lleol: table crynodeb PYNCIAU CRAIDD  
percentage at level 5 or above/canran ar lefel 5 neu'n uwch

Maintained schools in: Ysgolion a gynhelir yn:	English Saesneg		Welsh Cymraeg		Mathematics Mathemateg		Science Gwyddoniaeth		Core Subject Indicator Dangosydd Pynciau Craidd					
	T/A	T/T P/T	T/A	T/T P/T	T/A	T/T P/T	T/A	T/T P/T	T/A		T/T			
	A/A	A/A	A/A	A/A	A/A	A/A	A/A	A/A	All pupils Pob disgybl	Boys Bechgyn	Girls Merched	All pupils Pob disgybl	Boys Bechgyn	Girls Merched
Isle of Anglesey/Ynys Môn	66	63	68	65	68	67	68	67	57	52	63	54	50	58
Gwynedd	65	63	74	73	69	68	66	67	57	55	59	56	55	57
Conwy	69	66	79	77	71	72	72	73	56	54	59	56	54	59
Denbighshire/Sir Ddinbych	63	63	64	75	66	68	67	71	53	47	59	54	50	58
Flintshire/Sir y Fflint	69	68	*	*	71	72	70	74	56	53	60	58	55	61
Wrexham/Wreccsam	64	59	*	*	66	65	66	70	52	47	57	50	46	55
Powys	72	70	75	74	78	74	76	80	62	55	70	61	54	69
Ceredigion	65	64	76	78	75	71	77	78	59	54	66	57	51	63
Pembrokeshire/Sir Benfro	68	67	83	79	74	71	74	75	59	53	66	58	54	63
Carmarthenshire/Sir Gaerfyrddin	69	67	73	75	71	71	71	74	58	52	63	57	53	62
Swansea/Abertawe	64	63	*	*	68	67	68	67	53	46	60	52	47	58
Neath Port Talbot/Castell-nedd	60	62	*	*	70	68	71	73	54	50	59	55	51	59
Bridgend/Pen-y-bont ar Ogwr	66	65	*	*	70	70	72	71	56	52	61	56	51	60
The Vale of Glamorgan/Bro Morgannwg	74	71	*	*	77	73	75	76	64	62	66	63	61	65
Rhondda,Cynon,Taff/Rhondda, Cynon, Taf	59	59	75	71	62	61	66	62	49	45	54	47	45	50
Merthyr Tydfil/Merthyr Tudful	55	52	*	*	63	60	60	61	44	38	52	44	39	51
Caerphilly/Caerffili	59	59	*	*	64	62	63	65	47	42	53	47	42	52
Blaenau Gwent	54	54	*	*	62	59	62	63	44	38	52	45	38	53
Torfaen/Tor-faen	62	59	*	*	68	65	65	69	52	47	57	50	44	56
Monmouthshire/Sir Fynwy	74	69	*	*	75	73	77	79	62	56	69	61	56	67
Newport/Casnewydd	62	59	*	*	66	65	64	65	53	50	56	52	49	55
Cardiff/Caerdydd	65	63	80	81	68	68	68	68	55	50	59	54	50	59
<b>Wales (including independent Schools Cymru (gan gynnwys ysgolion annibynnol)</b>	<b>65</b>	<b>63</b>	<b>74</b>	<b>74</b>	<b>69</b>	<b>68</b>	<b>69</b>	<b>69</b>	<b>54</b>	<b>50</b>	<b>59</b>	<b>54</b>	<b>49</b>	<b>58</b>
2002	64	61	72	71	66	62	66	67	52	48	57	50	46	54
2001	63	62	70	71	65	62	63	63	51	46	55	50	46	54
2000	63	59	72	70	64	61	62	58	49	45	54	46	43	50
1999	62	61	72	71	63	60	59	55	48	44	51	45	43	48

TA/AA Teacher Assessment/Asesiad Athrawon

T/T-P/T Test/Task - Prawf/Tasg

\*Results not shown where their inclusion may make it possible to identify individual schools

\*Ni ddangosir y canlyniadau gan y gellir adnabod ysgolion unigol



Local Education Authority: Summary Table Awdurdod Addysg Lleol: Tabl Crynodeb

percentage at level 5 or above/canran ar lefel 5 neu'n uwch

Maintained schools in: Ysgolion a gynheir yn:	Art Celf			Design & Technology Dyfnunio a thechnoleg			Geography Daearyddiaeth			History Hanes			Information Technology Technoleg Gwybodaeth		
	All pupils	Boys	Girls	All pupils	Boys	Girls	All pupils	Boys	Girls	All pupils	Boys	Girls	All pupils	Boys	Girls
Isle of Anglesey/Ynys Môn	83	76	90	66	55	78	66	62	70	65	59	71	68	64	71
Gwynedd	67	58	76	67	61	72	72	69	75	68	61	74	74	71	76
Conwy	79	72	86	70	63	77	73	69	77	71	67	76	75	70	81
Denbighshire/Sir Ddinbych	72	64	82	80	75	85	66	62	70	65	60	71	68	63	74
Flintshire/Sir y Fflint	64	54	74	65	55	74	73	69	78	74	69	79	69	63	75
Wrexham/Wrecsam	73	67	80	72	68	77	70	67	74	64	60	68	80	78	82
Powys	80	72	89	73	65	83	74	69	79	72	67	76	79	74	84
Ceredigion/Sir Ceredigion	73	66	80	72	64	81	70	66	74	73	67	79	77	73	82
Pembrokeshire/Sir Benfro	80	75	86	74	67	83	75	71	78	70	64	76	65	64	66
Carmarthenshire/Sir Gaerfyrddin	71	62	81	74	65	82	71	66	77	67	60	75	71	67	75
Swansea/Abertawe	78	71	85	75	69	82	61	57	64	59	55	64	75	71	78
Neath Port Talbot/Castell-nedd	72	64	82	74	68	80	67	65	68	61	56	66	68	62	73
Bridgend/Pen-y-bont ar Ogwr	78	70	85	68	60	77	69	66	72	72	68	76	74	69	79
The Vale of Glamorgan/Bro Morgannwg	66	54	78	75	61	88	74	74	75	71	70	73	66	61	71
Rhondda,Cynon,Taff/Rhondda, Cynon, Taf	65	56	75	69	63	77	54	48	60	61	54	69	62	58	67
Merthyr Tydfil/Merthyr Tudful	72	64	80	61	53	69	66	60	73	59	50	68	47	42	53
Caerphilly/Caerffili	65	52	78	61	52	71	65	61	70	69	59	78	66	63	69
Blaenau Gwent	67	57	77	56	44	69	55	50	61	50	47	55	66	61	70
Torfaen/Tor-faen	74	66	82	60	51	69	61	56	68	62	55	69	55	52	59
Monmouthshire/Sir Fynwy	74	62	87	67	57	79	70	62	79	71	65	78	82	78	86
Newport/Casnewydd	74	67	82	70	63	77	66	62	70	69	65	73	69	65	73
Cardiff/Caerdydd	75	67	83	67	59	75	69	64	74	66	60	71	63	58	68
<b>Wales (Including independent Schools Cymru (gan gynnwys ysgolion annibynnol))</b>															
<b>2003</b>	<b>72</b>	<b>64</b>	<b>81</b>	<b>69</b>	<b>61</b>	<b>78</b>	<b>67</b>	<b>63</b>	<b>71</b>	<b>66</b>	<b>61</b>	<b>72</b>	<b>69</b>	<b>64</b>	<b>73</b>
2002	70	62	79	68	60	77	64	59	68	65	59	71	64	60	68
2001	68	59	77	66	58	74	63	59	68	64	58	70	62	59	66
2000	*	*	*	62	54	71	63	59	66	62	57	68	61	58	65
1999	*	*	*	61	53	68	61	57	65	60	55	66	57	54	60



## Local Education Authority: Summary Table Awdurdod Addysg Lleol: Tabl Crynodeb

percentage at level 5 or above/canran ar lefel 5 neu'n uwch

Wales/Cymru

Maintained schools in: Ysgolion a gynhelir yn:	Modern Foreign Language Ieithoedd Tramor Modern			Music Cerddoriaeth			Physical Education Addysg Gorfforal			Welsh Second Language Cymraeg Ail iaith		
	All pupils Pop Disgybl	Boys Bechgyn	Girls Merched	All pupils Pop Disgybl	Boys Bechgyn	Girls Merched	All pupils Pop Disgybl	Boys Bechgyn	Girls Merched	All pupils Pop Disgybl	Boys Bechgyn	Girls Merched
Isle of Anglesey/Ynys Môn	52	40	64	72	63	82	67	73	61	53	47	61
Gwynedd	46	37	56	70	62	78	70	69	72	63	64	62
Conwy	57	48	66	64	53	76	77	75	79	55	46	65
Denbighshire/Sir Ddinbych	37	29	45	63	52	74	71	71	70	36	27	45
Flintshire/Sir y Fflint	65	59	72	67	59	75	69	69	70	47	37	58
Wrexham/Wrecsam	49	41	58	63	55	71	65	65	65	52	42	64
Powys	55	43	68	73	62	85	82	82	82	53	41	66
Ceredigion	48	35	61	80	72	88	55	53	57	46	41	51
Pembrokeshire/Sir Benfro	48	37	60	71	61	80	56	60	52	54	41	67
Carmarthenshire/Sir Gaerfyrddin	58	47	70	66	55	76	66	64	68	48	39	59
Swansea/Abertawe	43	36	51	76	69	82	62	59	65	33	20	46
Neath Port Talbot/Castell-nedd Port Talbot	39	30	48	64	57	70	68	66	70	49	41	58
Bridgend/Pen-y-bont ar Ogwr	52	41	64	69	62	78	74	73	74	53	41	65
The Vale of Glamorgan/Bro Morgannwg	52	43	61	66	67	65	68	60	76	49	37	62
Rhondda Cynon Taff/Rhondda Cynon Taf	49	41	57	51	43	60	68	68	67	40	32	49
Merthyr Tydfil/Merthyr Tudful	46	38	55	51	42	61	55	61	48	42	32	54
Caerphilly/Caerffili	48	40	57	64	57	72	60	53	66	40	33	48
Blaenau Gwent	45	34	56	66	55	77	59	58	60	36	26	46
Torfaen/Tor-faen	46	36	56	51	43	59	62	61	62	37	32	41
Monmouthshire/Sir Fynwy	52	40	64	73	63	84	79	82	75	36	25	48
Newport/Casnewydd	51	44	58	66	58	75	73	70	76	46	40	53
Cardiff/Caerdydd	46	37	55	62	55	69	67	68	66	41	32	50
<b>Wales</b> (including independent Schools <b>Cymru</b> (gan gynnwys ysgolion annibynnol)	<b>49</b>	<b>40</b>	<b>59</b>	<b>65</b>	<b>57</b>	<b>73</b>	<b>67</b>	<b>66</b>	<b>68</b>	<b>44</b>	<b>35</b>	<b>54</b>
2002	46	37	56	63	55	71	65	65	65	42	33	52
2001	44	35	54	58	49	68	61	63	59	40	31	50
2000	36	28	45	*	*	*	*	*	*	40	31	49
1999	34	26	42	*	*	*	*	*	*	36	27	46

# Pembrokeshire/Sir Benfro

Percentage of **boys** at each level/Canran y **bechgyn** ar bob lefel

**D A N B W 1 2 3 4 5 6 7 8 Base/Sail 5+**

## English/Saesneg

TA results

Canlyniadau AA 0 1 1 0 0 0 2 11 27 34 18 6 0 740 57

Test/Task

Prawf/Tasg 2 5 2 0 0 0 0 10 22 32 20 7 0 740 59

## Welsh/Cymraeg

TA results

Canlyniadau AA 0 0 0 0 0 0 0 3 20 29 41 8 0 80 78

Test/Task

Prawf/Tasg 0 0 1 0 0 0 0 3 23 33 34 8 0 80 74

## Mathematics/Mathemateg

TA results

Canlyniadau AA 0 2 1 0 0 0 1 7 18 29 24 28 0 740 72

Test/Task

Prawf/Tasg 0 7 2 0 0 0 0 5 16 22 31 18 0 740 71

## Science/Gwyddoniaeth

TA results

Canlyniadau AA 0 1 1 0 0 0 1 6 19 35 26 11 0 740 72

Test/Task

Prawf/Tasg 1 4 0 0 0 0 0 4 15 32 27 16 0 740 76

Percentage of **girls** at each level/Canran y **merched** ar bob lefel

**D A N B W 1 2 3 4 5 6 7 8 Base/Sail 5+**

## English/Saesneg

TA results

Canlyniadau AA 0 2 0 0 0 0 0 4 16 34 30 14 0 700 78

Test/Task

Prawf/Tasg 1 3 1 0 0 0 0 5 14 32 27 17 0 700 76

## Welsh/Cymraeg

TA results

Canlyniadau AA 0 0 0 0 0 0 0 1 9 32 40 17 0 80 90

Test/Task

Prawf/Tasg 0 1 0 0 0 0 0 1 13 35 32 17 0 80 84

## Mathematics/Mathemateg

TA results

Canlyniadau AA 0 1 0 0 0 0 1 4 17 28 33 16 0 700 76

Test/Task

Prawf/Tasg 0 6 2 0 0 0 0 3 18 20 35 17 0 700 71

## Science/Gwyddoniaeth

TA results

Canlyniadau AA 0 2 0 0 0 0 0 6 17 36 27 12 0 700 75

Test/Task

Prawf/Tasg 0 4 1 0 0 0 0 4 17 32 25 16 0 700 74

Percentage of **boys and girls** at each level/Canran y **bechgyn a'r merched** ar bob lefel

**D A N B W 1 2 3 4 5 6 7 8 Base/Sail 5+**

## English/Saesneg

TA results

Canlyniadau AA 0 1 0 0 0 0 1 8 22 34 23 10 0 1,440 68

Test/Task

Prawf/Tasg 1 4 1 0 0 0 0 7 18 32 24 12 0 1,440 67

## Welsh/Cymraeg

TA results

Canlyniadau AA 0 0 0 0 0 0 0 2 15 31 41 12 0 160 83

Test/Task

Prawf/Tasg 0 1 1 0 0 0 0 2 18 34 33 12 0 160 79

## Mathematics/Mathemateg

TA results

Canlyniadau AA 0 2 0 0 0 0 1 5 18 28 30 15 0 1,440 74

Test/Task

Prawf/Tasg 0 6 2 0 0 0 0 4 17 21 33 17 0 1,440 71

## Science/Gwyddoniaeth

TA results

Canlyniadau AA 0 2 0 0 0 0 0 6 18 36 26 12 0 1,440 74

Test/Task

Prawf/Tasg 1 4 1 0 0 0 0 4 16 32 26 16 0 1,440 75

# Pembrokeshire/Sir Benfro

## KEY STAGE 3 (Non-core) RESULTS 2003

### CANLYNIADAU CYFNOD ALLWEDDOL 3: (Pynciau di-graidd): 2003

Percentage of **boys** at each level/canran y **bechgyn** ar bob lefel

	D	A	W	1	2	3	4	5	6	7	8+	Base	5+
Art Celf	0	2	0	0	0	4	19	38	20	16	1	740	75
Design & Technology Dylunio a Thechnoleg	0	2	0	0	1	8	22	47	16	4	0	730	67
Geography Daeryddiaeth	0	2	0	0	1	6	20	33	28	9	1	740	71
History Hanes	0	2	0	0	1	9	24	32	25	7	0	740	64
Information Technology Technoleg Gwybodaeth	0	2	0	0	2	10	22	39	23	2	0	730	64
Modern Foreign Language Ieithoedd Tramor Modern	5	1	0	2	8	16	30	24	11	2	0	740	37
Music Cerddoriaeth	0	2	0	0	1	4	31	44	13	4	1	730	61
Physical Education Addysg Gorfforol	0	2	0	1	4	6	27	36	18	5	1	740	60
Welsh Second Language Cymraeg Ail Iaith	4	2	0	1	7	19	27	25	13	3	0	650	41

Percentage of **girls** at each level/canran y **merched** ar bob lefel

	D	A	W	1	2	3	4	5	6	7	8+	Base	5+
Art Celf	0	2	0	0	0	2	10	25	29	26	5	710	86
Design & Technology Dylunio a Thechnoleg	0	2	0	0	0	4	11	44	31	7	0	700	83
Geography Daeryddiaeth	0	2	0	0	0	3	17	27	31	19	1	710	78
History Hanes	0	2	0	0	1	4	17	32	27	16	1	710	76
Information Technology Technoleg Gwybodaeth	0	2	0	0	1	9	21	38	25	3	0	710	66
Modern Foreign Language Ieithoedd Tramor Modern	2	2	0	0	2	11	22	36	18	5	0	710	60
Music Cerddoriaeth	1	3	0	0	0	2	14	44	25	9	2	700	80
Physical Education Addysg Gorfforol	1	3	0	0	2	10	32	35	12	4	1	710	52
Welsh Second Language Cymraeg Ail Iaith	1	3	0	0	1	9	19	34	26	6	1	620	67

Percentage of **boys and girls** at each level/canran y **bechgyn a'r merched** ar bob lefel

	D	A	W	1	2	3	4	5	6	7	8+	Base	5+
Art Celf	0	2	0	0	0	3	15	32	25	21	3	1,450	80
Design & Technology Dylunio a Thechnoleg	0	2	0	0	0	6	17	46	23	6	0	1,440	74
Geography Daeryddiaeth	0	2	0	0	0	4	18	30	30	14	1	1,450	75
History Hanes	0	2	0	0	1	7	20	32	26	12	1	1,450	70
Information Technology Technoleg Gwybodaeth	0	2	0	0	2	9	21	38	24	3	0	1,440	65
Modern Foreign Language Ieithoedd Tramor Modern	4	2	0	1	5	13	26	30	14	4	0	1,450	48
Music Cerddoriaeth	0	2	0	0	0	3	23	44	19	7	1	1,440	71
Physical Education Addysg Gorfforol	0	2	0	1	3	8	29	36	15	4	1	1,450	56
Welsh Second Language Cymraeg Ail Iaith	2	2	0	0	4	14	23	29	20	4	0	1,280	54

D: exempted or disapplied under Sections 364 or 365 of the education Act 1996./Wedi'u heithro neu wedi'u datgymhwyso o dan Adranau 364 neu 365 o ddeddf Addysg 1996.

A: failed to register a level due to absence/wedi methu â chofrestru lefel oherwydd absenoldeb

W: Working towards level 1/ Yn gweithio tuag at lefel 1.

\*not applicable/dim yn gymwys.

KEY STAGE 3 RESULTS: 2003

CRYNODEB O GANLYNIADAU CYFNOD ALLWEDDOL 3: 2003

Percentage of boys at each level/canran y bechgyn ar bob lefel

	D	A	N	B	W	1	2	3	4	5	6	7	8+	5+
<b>English/Saesneg</b>														
TA results/Canlyniadau AA	0	1	1	0	0	0	3	12	26	32	18	6	0	56
Test/Task Prawf/Tasg	0	4	2	2	0	0	0	11	25	29	19	7	0	55
<b>Welsh/Cymraeg</b>														
TA results/Canlyniadau AA	0	0	0	0	0	0	1	8	25	35	24	6	0	65
Test/Task Prawf/Tasg	0	2	1	1	0	0	0	6	24	36	23	7	0	66
<b>Mathematics/Mathemateg</b>														
TA results/Canlyniadau AA	0	1	1	0	0	0	1	9	21	24	28	14	1	67
Test/Task Prawf/Tasg	0	6	1	1	0	0	0	7	19	19	32	16	0	67
<b>Science/Gwyddoniaeth</b>														
TA results/Canlyniadau AA	0	1	1	0	0	0	1	8	21	31	25	11	0	68
Test/Task Prawf/Tasg	0	4	1	1	0	0	0	5	18	30	25	15	0	70

Percentage of girls at each level/canran y merched ar bob lefel

	D	A	N	B	W	1	2	3	4	5	6	7	8+	5+
<b>English/Saesneg</b>														
TA results/Canlyniadau AA	0	1	1	0	0	0	1	5	18	36	26	11	0	74
Test/Task Prawf/Tasg	0	3	1	1	0	0	0	5	18	33	27	13	0	72
<b>Welsh/Cymraeg</b>														
TA results/Canlyniadau AA	0	0	0	0	0	0	0	4	14	34	34	13	0	81
Test/Task Prawf/Tasg	0	2	0	0	0	0	0	3	14	34	34	14	0	81
<b>Mathematics/Mathemateg</b>														
TA results/Canlyniadau AA	0	1	0	0	0	0	1	8	19	26	31	13	0	71
Test/Task Prawf/Tasg	0	5	1	1	0	0	0	7	18	22	33	13	0	69
<b>Science/Gwyddoniaeth</b>														
TA results/Canlyniadau AA	0	1	0	0	0	0	1	7	21	33	25	11	0	70
Test/Task Prawf/Tasg	0	4	1	0	0	0	0	6	20	32	24	13	0	69

Percentage of boys and girls at each level/canran y bechgyn a'r merched ar bob lefel

	D	A	N	B	W	1	2	3	4	5	6	7	8+	5+
<b>English/Saesneg</b>														
TA results/Canlyniadau AA	0	1	1	0	0	0	2	9	22	34	22	9	0	65
Test/Task Prawf/Tasg	0	3	2	2	0	0	0	8	21	31	23	10	0	63
<b>Welsh/Cymraeg</b>														
TA results/Canlyniadau AA	0	0	0	0	0	0	1	6	19	34	29	10	0	74
Test/Task Prawf/Tasg	0	2	1	1	0	0	0	4	19	35	28	10	0	74
<b>Mathematics/Mathemateg</b>														
TA results/Canlyniadau AA	0	1	0	0	0	0	1	8	20	25	29	14	0	69
Test/Task Prawf/Tasg	0	5	1	1	0	0	0	7	19	21	32	14	0	68
<b>Science/Gwyddoniaeth</b>														
TA results/Canlyniadau AA	0	1	0	0	0	0	1	8	21	32	25	11	0	69
Test/Task Prawf/Tasg	0	4	1	1	0	0	0	6	19	31	25	14	0	69

D: exempted or disapplied under Sections 364 or 365 of the education Act 1996./Wedi'u heithro neu wedi'u datgymhwyso o dan Adranau 364 neu 365 o ddeddf Addysg 1996.

A: failed to register a level due to absence/wedi methu â chofrestru lefel oherwydd absenoldeb  
N failed to register a level for reasons other than absence/wedi methu â chofrestru lefel ac eithro absenoldeb

B: not entered for the tests because they are working outside the level of the tests/heb eu cofrestru am y prawf oherwydd eu bod yn gweithio y tu allan i lefelau'r prawf

W: Working towards level 1/ Yn gweithio tuag at lefel 1.

\*not applicable/dim yn gymwys.

**KEY STAGE 3 RESULTS: 1998-2003**  
**CRYNODEB CYFNOD ALLWEDDOL 3: 1998-2003**

Percentage of **boys** at each level/canran y **bechgyn** ar bob lefel

		D	A	N	B	W	1	2	3	4	5	6	7	8+	5+
<b>English/Saesneg</b>															
TA/AA	1998	0	1	0	*	0	1	5	15	26	30	16	5	1	52
	1999	0	1	1	*	1	1	4	13	25	32	17	5	0	54
	2000	0	1	0	*	0	1	4	13	27	31	17	6	0	54
	2001	0	1	1	*	0	1	4	13	26	32	17	5	0	54
	2002	0	1	1	0	0	1	3	12	26	33	17	6	0	56
	<b>2003</b>	<b>0</b>	<b>1</b>	<b>1</b>	<b>0</b>	<b>0</b>	<b>0</b>	<b>3</b>	<b>12</b>	<b>26</b>	<b>32</b>	<b>18</b>	<b>6</b>	<b>0</b>	<b>56</b>
Test/Task Prawf/Tasg	1998	0	5	3	5	*	*	*	11	23	31	17	5	*	53
	1999	0	4	3	4	*	*	*	12	23	32	16	6	*	54
	2000	0	4	3	3	*	*	*	12	27	30	15	6	*	51
	2001	1	4	3	3	0	0	0	11	25	31	15	7	0	53
	2002	0	4	2	3	0	0	0	11	27	30	17	6	0	53
	<b>2003</b>	<b>0</b>	<b>4</b>	<b>2</b>	<b>2</b>	<b>0</b>	<b>0</b>	<b>0</b>	<b>11</b>	<b>25</b>	<b>29</b>	<b>19</b>	<b>7</b>	<b>0</b>	<b>55</b>
<b>Welsh/Cymraeg</b>															
TA/AA	1998	0	0	0	*	0	0	3	11	27	30	20	8	1	59
	1999	0	0	0	*	0	0	1	11	24	33	22	8	1	64
	2000	0	0	0	*	0	0	2	10	26	34	22	6	0	62
	2001	0	0	0	0	0	0	2	9	26	32	24	7	0	63
	2002	0	0	1	0	0	0	1	9	25	34	23	6	0	63
	<b>2003</b>	<b>0</b>	<b>0</b>	<b>0</b>	<b>0</b>	<b>0</b>	<b>0</b>	<b>1</b>	<b>8</b>	<b>25</b>	<b>35</b>	<b>24</b>	<b>6</b>	<b>0</b>	<b>65</b>
Test/Task Prawf/Tasg	1998	0	2	0	*	0	0	2	9	27	29	22	8	1	60
	1999	0	2	0	0	*	*	*	9	24	33	22	8	*	63
	2000	0	2	0	2	*	*	*	9	26	36	19	6	*	61
	2001	0	2	1	2	0	0	0	6	26	31	24	8	0	63
	2002	0	2	1	2	0	0	0	7	25	34	22	6	0	63
	<b>2003</b>	<b>0</b>	<b>2</b>	<b>1</b>	<b>1</b>	<b>0</b>	<b>0</b>	<b>0</b>	<b>6</b>	<b>24</b>	<b>36</b>	<b>23</b>	<b>7</b>	<b>0</b>	<b>66</b>
<b>Mathematics/Mathemateg</b>															
TA/AA	1998	0	1	0	*	0	0	2	12	23	26	23	12	1	62
	1999	0	1	0	*	0	0	2	12	23	26	23	12	1	62
	2000	0	1	0	*	0	0	2	11	23	25	25	12	1	63
	2001	0	1	0	0	0	0	2	11	23	24	25	13	1	63
	2002	0	1	0	0	0	0	1	10	22	25	26	13	1	65
	<b>2003</b>	<b>0</b>	<b>1</b>	<b>1</b>	<b>0</b>	<b>0</b>	<b>0</b>	<b>1</b>	<b>9</b>	<b>21</b>	<b>24</b>	<b>28</b>	<b>14</b>	<b>1</b>	<b>67</b>
Test/Task Prawf/Tasg	1998	0	5	1	1	*	*	*	11	22	24	24	12	*	60
	1999	0	5	2	1	*	*	*	10	22	24	23	13	*	60
	2000	0	6	1	1	*	*	*	9	23	22	25	13	*	60
	2001	0	6	1	1	0	0	0	9	23	21	26	13	*	60
	2002	0	6	1	1	0	0	0	8	22	22	28	13	0	62
	<b>2003</b>	<b>0</b>	<b>6</b>	<b>1</b>	<b>1</b>	<b>0</b>	<b>0</b>	<b>0</b>	<b>7</b>	<b>19</b>	<b>19</b>	<b>32</b>	<b>16</b>	<b>0</b>	<b>67</b>
<b>Science/Gwyddoniaeth</b>															
TA/AA	1998	0	1	0	*	0	1	2	12	25	29	21	9	0	59
	1999	0	1	1	*	0	0	2	12	25	30	21	8	0	59
	2000	0	1	0	*	0	0	2	11	26	31	21	8	0	60
	2001	0	1	1	0	0	0	1	11	24	30	23	9	0	62
	2002	0	1	1	0	0	0	1	9	23	32	24	9	0	65
	<b>2003</b>	<b>0</b>	<b>1</b>	<b>1</b>	<b>0</b>	<b>0</b>	<b>0</b>	<b>1</b>	<b>8</b>	<b>21</b>	<b>31</b>	<b>25</b>	<b>11</b>	<b>0</b>	<b>68</b>
Test/Task Prawf/Tasg	1998	0	5	3	1	*	*	*	11	24	28	20	8	*	56
	1999	0	5	2	1	*	*	*	10	27	30	19	6	*	55
	2000	0	4	1	1	*	*	*	9	25	28	23	9	*	60
	2001	0	5	1	1	*	*	*	9	21	28	24	11	*	63
	2002	0	5	1	1	0	0	0	6	20	32	24	11	*	67
	<b>2003</b>	<b>0</b>	<b>4</b>	<b>1</b>	<b>1</b>	<b>0</b>	<b>0</b>	<b>0</b>	<b>5</b>	<b>18</b>	<b>30</b>	<b>25</b>	<b>15</b>	<b>0</b>	<b>70</b>

D: exempted or disapplied under Sections 364 or 365 of the education Act 1996./Wedi'u heithro neu wedi'u datgymhwyso o dan Adranau 364 neu 365 o ddeddf Addysg 1996.

A: failed to register a level due to absence/wedi methu â chofrestru lefel oherwydd absenoldeb

N failed to register a level for reasons other than absence/wedi methu â chofrestru lefel ac eithro absenoldeb

B: not entered for the tests because they are working outside the level of the tests/heb eu cofrestru am y prawf oherwydd eu bod yn gweithio y tu allan i lefelau'r prawf

W: Working towards level 1/ Yn gweithio tuag at lefel 1.

\*not applicable/dim yn gymwys.

# Wales/Cymru

## KEY STAGE 3 RESULTS: 1998-2003

### CRYNODEB CYFNOD ALLWEDDOL 3: 1998-2003

Percentage of **girls** at each level/canran y **merched** ar bob lefel

		D	A	N	B	W	1	2	3	4	5	6	7	8+	5+
<b>English/Saesneg</b>															
TA/AA	1998	0	1	0	*	0	0	2	7	18	33	26	12	1	72
	1999	0	1	1	*	0	0	2	6	19	34	25	11	1	71
	2000	0	1	0	*	0	0	2	6	19	33	26	12	1	72
	2001	0	1	0	*	0	0	2	6	19	35	25	12	0	72
	2002	0	1	0	*	0	0	1	6	19	35	26	12	0	73
	<b>2003</b>	<b>0</b>	<b>1</b>	<b>1</b>	<b>0</b>	<b>0</b>	<b>0</b>	<b>1</b>	<b>5</b>	<b>18</b>	<b>36</b>	<b>26</b>	<b>11</b>	<b>0</b>	<b>74</b>
Test/Task Prawf/Tasg	1998	0	5	1	2	*	*	*	5	15	34	27	11	0	72
	1999	0	4	1	2	*	*	*	6	17	35	24	11	*	70
	2000	0	4	1	1	*	*	*	6	20	33	23	12	*	68
	2001	0	3	1	1	*	*	*	6	18	35	23	13	*	71
	2002	0	3	1	1	0	0	0	5	19	32	25	13	0	70
	<b>2003</b>	<b>0</b>	<b>3</b>	<b>1</b>	<b>1</b>	<b>0</b>	<b>0</b>	<b>0</b>	<b>5</b>	<b>18</b>	<b>33</b>	<b>27</b>	<b>13</b>	<b>0</b>	<b>72</b>
<b>Welsh/Cymraeg</b>															
TA/AA	1998	0	0	0	*	0	0	1	4	15	29	31	17	3	80
	1999	0	0	1	*	0	0	0	5	15	31	32	15	1	79
	2000	0	0	0	*	0	0	1	4	14	34	33	13	1	81
	2001	0	0	0	*	0	0	1	4	17	33	32	13	0	78
	2002	0	0	1	0	0	0	0	4	15	32	33	15	0	80
	<b>2003</b>	<b>0</b>	<b>0</b>	<b>0</b>	<b>0</b>	<b>0</b>	<b>0</b>	<b>0</b>	<b>4</b>	<b>14</b>	<b>34</b>	<b>34</b>	<b>13</b>	<b>0</b>	<b>81</b>
Test/Task Prawf/Tasg	1998	0	2	0	*	0	0	1	3	15	28	32	17	2	79
	1999	0	2	0	0	*	*	*	4	15	32	31	16	*	79
	2000	0	2	0	0	*	*	*	4	16	34	32	12	*	78
	2001	0	2	0	1	*	*	*	2	16	33	32	14	*	79
	2002	0	2	0	0	0	0	0	3	15	33	31	15	0	79
	<b>2003</b>	<b>0</b>	<b>2</b>	<b>0</b>	<b>0</b>	<b>0</b>	<b>0</b>	<b>0</b>	<b>3</b>	<b>14</b>	<b>34</b>	<b>34</b>	<b>14</b>	<b>0</b>	<b>81</b>
<b>Mathematics/Mathemateg</b>															
TA/AA	1998	0	1	0	*	0	0	2	10	22	28	25	11	1	65
	1999	0	1	1	*	0	0	1	10	23	28	24	11	1	64
	2000	0	1	0	*	0	0	1	10	22	27	26	12	1	66
	2001	0	1	0	*	0	0	1	9	22	27	27	13	0	67
	2002	0	1	0	0	0	0	1	9	21	26	27	13	0	67
	<b>2003</b>	<b>0</b>	<b>1</b>	<b>0</b>	<b>0</b>	<b>0</b>	<b>0</b>	<b>1</b>	<b>8</b>	<b>19</b>	<b>26</b>	<b>31</b>	<b>13</b>	<b>0</b>	<b>71</b>
Test/Task Prawf/Tasg	1998	0	5	1	1	*	*	*	10	23	25	25	10	*	60
	1999	0	5	2	1	*	*	*	10	22	26	23	11	*	60
	2000	0	6	1	1	*	*	*	9	22	24	25	12	*	61
	2001	0	5	2	1	*	*	*	8	21	24	27	12	*	63
	2002	0	5	1	0	0	0	0	9	22	24	27	12	0	62
	<b>2003</b>	<b>0</b>	<b>5</b>	<b>1</b>	<b>1</b>	<b>0</b>	<b>0</b>	<b>0</b>	<b>7</b>	<b>18</b>	<b>22</b>	<b>33</b>	<b>13</b>	<b>0</b>	<b>69</b>
<b>Science/Gwyddoniaeth</b>															
TA/AA	1998	0	1	0	*	0	0	1	10	26	31	23	8	0	62
	1999	0	1	1	*	0	0	1	11	26	31	21	8	0	60
	2000	0	1	0	*	0	0	1	10	26	31	22	9	0	62
	2001	0	1	0	*	0	0	1	9	25	31	24	9	0	64
	2002	0	1	0	0	0	0	0	8	22	33	24	10	0	68
	<b>2003</b>	<b>0</b>	<b>1</b>	<b>0</b>	<b>0</b>	<b>0</b>	<b>0</b>	<b>1</b>	<b>7</b>	<b>21</b>	<b>33</b>	<b>25</b>	<b>11</b>	<b>0</b>	<b>70</b>
Test/Task Prawf/Tasg	1998	0	5	3	1	*	*	*	11	26	29	19	6	*	54
	1999	0	5	1	1	*	*	*	10	28	30	19	6	*	55
	2000	0	4	1	1	*	*	*	9	27	27	22	9	*	58
	2001	0	4	1	0	*	*	*	9	22	29	25	10	*	64
	2002	0	4	0	0	0	0	0	7	21	31	24	11	0	67
	<b>2003</b>	<b>0</b>	<b>4</b>	<b>1</b>	<b>0</b>	<b>0</b>	<b>0</b>	<b>0</b>	<b>6</b>	<b>20</b>	<b>32</b>	<b>24</b>	<b>13</b>	<b>0</b>	<b>69</b>

D: exempted or disapplied under Sections 364 or 365 of the Education Act 1996./Wedi'u heithro neu wedi'u datgymhwysu o dan Adranau 364 neu 365 o ddeddf Addysg 1996.

A: failed to register a level due to absence/wedi methu â chofrestru lefel oherwydd absenoldeb

N: failed to register a level for reasons other than absence/wedi methu â chofrestru lefel ac eithro absenoldeb

B: not entered for the tests because they are working outside the level of the tests/heb eu cofrestru am y prawf oherwydd eu bod yn gweithio y tu allan i lefelau'r prawf

W: Working towards level 1/ Yn gweithio tuag at lefel 1.

\*not applicable/dim yn gymwys.

## KEY STAGE 3 RESULTS: 1998-2003 CRYNODEB CYFNOD ALLWEDDOL 3: 1998-2003

Percentage of **boys and girls** at each level/canran y **bechgyn a'r merched** ar bob lefel

		D	A	N	B	W	1	2	3	4	5	6	7	8+	5+
<b>English/Saesneg</b>															
TA/AA	1998	0	1	0	*	0	1	3	11	22	32	21	8	1	62
	1999	0	1	1	*	0	1	3	10	22	33	21	8	0	62
	2000	0	1	1	*	0	0	3	9	23	33	21	9	0	63
	2001	0	1	1	*	0	0	3	10	22	34	21	8	0	63
	2002	0	1	0	0	0	0	2	9	22	34	21	9	0	64
	<b>2003</b>	<b>0</b>	<b>1</b>	<b>1</b>	<b>0</b>	<b>0</b>	<b>0</b>	<b>2</b>	<b>9</b>	<b>22</b>	<b>33</b>	<b>22</b>	<b>9</b>	<b>0</b>	<b>65</b>
Test/Task Prawf/Tasg	1998	1	5	2	3	*	*	*	8	19	32	22	8	*	62
	1999	0	4	3	3	*	*	*	9	20	33	20	8	*	61
	2000	0	4	2	2	*	*	*	9	24	32	19	8	*	59
	2001	0	3	2	2	*	*	*	9	22	33	19	10	*	62
	2002	0	4	2	2	0	0	0	8	23	31	21	9	*	61
	<b>2003</b>	<b>0</b>	<b>3</b>	<b>2</b>	<b>2</b>	<b>0</b>	<b>0</b>	<b>0</b>	<b>8</b>	<b>21</b>	<b>31</b>	<b>23</b>	<b>10</b>	<b>0</b>	<b>63</b>
<b>Welsh/Cymraeg</b>															
TA/AA	1998	0	0	0	*	0	0	1	7	21	30	26	13	2	71
	1999	0	0	0	*	0	0	1	8	19	32	27	12	1	72
	2000	0	0	0	*	0	0	1	7	20	34	28	10	0	72
	2001	0	0	1	*	0	0	1	6	22	32	28	10	0	70
	2002	0	0	1	0	0	0	1	7	20	33	28	11	0	72
	<b>2003</b>	<b>0</b>	<b>0</b>	<b>0</b>	<b>0</b>	<b>0</b>	<b>0</b>	<b>1</b>	<b>6</b>	<b>19</b>	<b>34</b>	<b>29</b>	<b>10</b>	<b>0</b>	<b>74</b>
Test/Task Prawf/Tasg	1998	0	2	0	*	0	0	1	6	20	29	27	13	2	71
	1999	0	2	1	1	*	*	*	6	19	32	27	12	*	71
	2000	0	2	0	1	*	*	*	6	21	35	26	9	*	70
	2001	0	2	1	1	*	*	*	4	21	32	28	11	*	71
	2002	0	2	0	1	0	0	0	5	20	33	27	10	*	71
	<b>2003</b>	<b>0</b>	<b>2</b>	<b>1</b>	<b>1</b>	<b>0</b>	<b>0</b>	<b>0</b>	<b>4</b>	<b>19</b>	<b>35</b>	<b>28</b>	<b>10</b>	<b>0</b>	<b>74</b>
<b>Mathematics/Mathemateg</b>															
TA/AA	1998	0	1	0	*	0	0	2	11	22	27	24	12	1	64
	1999	0	1	1	*	0	0	1	11	23	27	23	12	1	63
	2000	0	1	0	*	0	0	1	11	23	26	25	12	1	64
	2001	0	1	0	*	0	0	1	10	23	25	26	13	1	65
	2002	0	1	0	0	0	0	1	9	22	26	27	13	1	66
	<b>2003</b>	<b>0</b>	<b>1</b>	<b>0</b>	<b>0</b>	<b>0</b>	<b>0</b>	<b>1</b>	<b>8</b>	<b>20</b>	<b>25</b>	<b>29</b>	<b>14</b>	<b>0</b>	<b>69</b>
Test/Task Prawf/Tasg	1998	0	5	1	1	*	*	*	10	23	24	25	11	*	60
	1999	0	5	2	1	*	*	*	10	22	25	23	12	*	60
	2000	0	6	1	1	*	*	*	9	22	23	25	13	*	61
	2001	0	6	1	1	*	*	*	8	22	22	27	13	*	62
	2002	0	6	1	1	0	0	0	8	22	23	27	12	0	62
	<b>2003</b>	<b>0</b>	<b>5</b>	<b>1</b>	<b>1</b>	<b>0</b>	<b>0</b>	<b>0</b>	<b>7</b>	<b>19</b>	<b>21</b>	<b>32</b>	<b>14</b>	<b>0</b>	<b>68</b>
<b>Science/Gwyddoniaeth</b>															
TA/AA	1998	0	1	0	*	0	0	2	11	26	30	22	8	0	60
	1999	0	1	1	*	0	0	2	11	26	30	21	8	0	59
	2000	0	1	0	*	0	0	1	10	26	31	22	9	0	62
	2001	0	1	1	*	*	*	1	10	24	31	23	9	*	63
	2002	0	1	0	0	0	0	1	9	22	32	24	10	0	66
	<b>2003</b>	<b>0</b>	<b>1</b>	<b>0</b>	<b>0</b>	<b>0</b>	<b>0</b>	<b>1</b>	<b>8</b>	<b>21</b>	<b>32</b>	<b>25</b>	<b>11</b>	<b>0</b>	<b>69</b>
Test/Task Prawf/Tasg	1998	0	5	3	1	*	*	*	11	25	29	19	7	*	55
	1999	0	5	2	1	*	*	*	10	27	30	19	6	*	55
	2000	0	4	1	1	*	*	*	9	27	27	22	9	*	58
	2001	0	4	1	1	*	*	*	*	22	29	24	10	*	63
	2002	0	4	0	1	0	0	0	7	20	32	24	11	0	67
	<b>2003</b>	<b>0</b>	<b>4</b>	<b>1</b>	<b>1</b>	<b>0</b>	<b>0</b>	<b>0</b>	<b>6</b>	<b>19</b>	<b>31</b>	<b>25</b>	<b>14</b>	<b>0</b>	<b>69</b>

D: excepted or disapplied under Sections 364 or 365 of the education Act 1996./Wedi'u heithro neu wedi'u datgymhwyso o dan Adranau 364 neu 365 o ddeddf Addysg 1996.

A: failed to register a level due to absence/wedi methu â chofrestru lefel oherwydd absenoldeb

N failed to register a level for reasons other than absence/wedi methu â chofrestru lefel ac eithro absenoldeb

B: not entered for the tests because they are working outside the level of the tests/heb eu cofrestru am y prawf oherwydd eu bod yn gweithio y tu allan i lefelau'r prawf

W: Working towards level 1/ Yn gweithio tuag at lefel 1.

\*not applicable/dim yn gymwys.



KEY STAGE 3 (Non-core) RESULTS 1999 - 2003

CANLYNIADAU CYFNOD ALLWEDDOL 3: (Pynciau di-graidd): 1999 - 2003

Percentage of boys at each level/canran y bechgyn ar bob lefel

		D	A	W	1	2	3	4	5	6	7	8+	5+
Art Celf	1999	*	*	*	*	*	*	*	*	*	*	*	*
	2000	*	*	*	*	*	*	*	*	*	*	*	*
	2001	0	2	0	1	2	11	25	34	18	6	1	59
	2002	0	1	0	1	2	9	24	36	20	6	1	62
	<b>2003</b>	<b>0</b>	<b>1</b>	<b>0</b>	<b>0</b>	<b>1</b>	<b>8</b>	<b>25</b>	<b>38</b>	<b>20</b>	<b>6</b>	<b>1</b>	<b>64</b>
Design & Technology Dylunio a Thechnoleg	1999	0	1	0	1	3	13	29	34	16	3	0	53
	2000	0	1	0	1	2	12	29	35	15	3	0	54
	2001	0	1	0	0	2	10	27	36	19	3	0	58
	2002	0	1	0	0	2	10	26	38	19	4	0	60
	<b>2003</b>	<b>0</b>	<b>1</b>	<b>0</b>	<b>0</b>	<b>2</b>	<b>10</b>	<b>26</b>	<b>40</b>	<b>18</b>	<b>4</b>	<b>0</b>	<b>61</b>
Geography Daearyddiaeth	1999	0	1	0	1	4	13	24	29	20	8	1	57
	2000	0	1	0	0	3	12	24	31	20	8	1	59
	2001	0	1	0	1	3	13	23	29	21	8	0	59
	2002	0	1	0	1	2	11	25	30	20	8	1	59
	<b>2003</b>	<b>0</b>	<b>1</b>	<b>0</b>	<b>0</b>	<b>2</b>	<b>10</b>	<b>23</b>	<b>31</b>	<b>22</b>	<b>9</b>	<b>1</b>	<b>63</b>
History Hanes	1999	0	1	0	1	4	14	25	28	19	7	0	55
	2000	0	1	0	0	3	13	25	30	19	7	0	57
	2001	0	1	0	1	3	12	25	30	20	7	1	58
	2002	0	1	0	0	2	11	25	32	20	7	1	60
	<b>2003</b>	<b>0</b>	<b>1</b>	<b>0</b>	<b>0</b>	<b>2</b>	<b>11</b>	<b>24</b>	<b>32</b>	<b>21</b>	<b>7</b>	<b>0</b>	<b>61</b>
Information Technology Technoleg Gwybodaeth	1999	0	1	0	1	2	13	29	35	16	3	0	54
	2000	0	1	0	1	2	12	27	36	18	3	0	58
	2001	0	1	0	1	2	10	28	36	18	4	0	59
	2002	0	2	0	0	2	9	26	37	19	4	0	60
	<b>2003</b>	<b>0</b>	<b>1</b>	<b>0</b>	<b>0</b>	<b>1</b>	<b>8</b>	<b>24</b>	<b>40</b>	<b>21</b>	<b>4</b>	<b>0</b>	<b>64</b>
Modern Foreign Language Ieithoedd Tramor Modern	1999	2	2	1	3	12	25	29	20	5	1	0	26
	2000	2	1	1	3	11	24	30	21	6	1	0	28
	2001	2	2	1	2	10	23	27	23	10	1	0	35
	2002	2	2	1	2	8	21	29	25	10	1	0	37
	<b>2003</b>	<b>2</b>	<b>1</b>	<b>0</b>	<b>2</b>	<b>7</b>	<b>19</b>	<b>27</b>	<b>27</b>	<b>12</b>	<b>1</b>	<b>0</b>	<b>40</b>
Music Cerddoriaeth	1999	*	*	*	*	*	*	*	*	*	*	*	*
	2000	*	*	*	*	*	*	*	*	*	*	*	*
	2001	0	2	0	1	3	14	31	34	12	3	1	49
	2002	0	2	0	1	2	10	29	39	13	3	1	55
	<b>2003</b>	<b>0</b>	<b>1</b>	<b>0</b>	<b>0</b>	<b>2</b>	<b>10</b>	<b>29</b>	<b>40</b>	<b>13</b>	<b>4</b>	<b>1</b>	<b>57</b>
Physical Education Addysg Gorfforol	1999	*	*	*	*	*	*	*	*	*	*	*	*
	2000	*	*	*	*	*	*	*	*	*	*	*	*
	2001	0	2	0	0	1	9	24	35	20	7	1	63
	2002	0	2	0	0	1	7	23	37	20	6	1	65
	<b>2003</b>	<b>1</b>	<b>2</b>	<b>0</b>	<b>1</b>	<b>2</b>	<b>6</b>	<b>23</b>	<b>37</b>	<b>21</b>	<b>7</b>	<b>1</b>	<b>66</b>
Welsh Second Language Cymraeg Ail Iaith	1999	1	2	1	5	14	25	24	17	8	2	0	27
	2000	1	1	1	3	13	24	25	19	9	2	0	31
	2001	1	2	1	4	13	23	25	19	9	2	0	31
	2002	1	2	1	4	11	22	26	21	9	2	0	33
	<b>2003</b>	<b>2</b>	<b>2</b>	<b>1</b>	<b>3</b>	<b>11</b>	<b>22</b>	<b>26</b>	<b>22</b>	<b>10</b>	<b>2</b>	<b>0</b>	<b>35</b>

D: exempted or disapplied under Sections 364 or 365 of the education Act 1996./Wedi'u heithro neu wedi'u datgymhwyso o dan Adrannau 364 neu 365 o ddeddf Addysg 1996.

A: failed to register a level due to absence/wedi methu â chofrestru lefel oherwydd absenoldeb

W: Working towards level 1/ Yn gweithio tuag at lefel 1.

\*not applicable/dim yn gymwys.



KEY STAGE 3 (Non-core) RESULTS: 1999 - 2003

CANLYNIADAU CYFNOD ALLWEDDOL 3: (Pynciau di-graidd): 1999 - 2003

Percentage of girls at each level/canran y merched ar bob lefel

		D	A	W	1	2	3	4	5	6	7	8+	5+
Art Celf	1999	*	*	*	*	*	*	*	*	*	*	*	*
	2000	*	*	*	*	*	*	*	*	*	*	*	*
	2001	0	1	0	0	1	5	15	34	27	13	3	77
	2002	0	1	0	0	1	4	14	35	29	13	2	79
	<b>2003</b>	<b>0</b>	<b>1</b>	<b>0</b>	<b>0</b>	<b>1</b>	<b>3</b>	<b>14</b>	<b>34</b>	<b>30</b>	<b>14</b>	<b>2</b>	<b>81</b>
Design & Technology Dylunio a Thechnoleg	1999	0	1	0	0	1	7	22	35	26	7	0	68
	2000	0	1	0	0	1	6	20	36	26	8	0	71
	2001	0	1	0	0	1	5	18	35	29	9	1	74
	2002	0	1	0	0	1	5	16	37	29	10	1	77
	<b>2003</b>	<b>0</b>	<b>1</b>	<b>0</b>	<b>0</b>	<b>1</b>	<b>4</b>	<b>16</b>	<b>39</b>	<b>30</b>	<b>9</b>	<b>1</b>	<b>78</b>
Geography Daeryddiaeth	1999	0	1	0	0	2	10	22	30	23	11	1	65
	2000	0	1	0	0	2	10	21	30	24	12	1	66
	2001	0	1	0	0	1	9	21	30	25	12	1	68
	2002	0	1	0	0	1	8	21	31	24	12	1	68
	<b>2003</b>	<b>0</b>	<b>1</b>	<b>0</b>	<b>0</b>	<b>1</b>	<b>7</b>	<b>19</b>	<b>31</b>	<b>26</b>	<b>13</b>	<b>1</b>	<b>71</b>
History Hanes	1999	0	1	0	0	2	9	21	30	24	11	1	66
	2000	0	1	0	0	2	8	20	30	25	12	1	68
	2001	0	1	0	0	1	8	20	31	25	13	1	70
	2002	0	1	0	0	1	7	20	32	26	12	1	71
	<b>2003</b>	<b>0</b>	<b>1</b>	<b>0</b>	<b>0</b>	<b>1</b>	<b>7</b>	<b>19</b>	<b>32</b>	<b>27</b>	<b>12</b>	<b>1</b>	<b>72</b>
Information Technology Technoleg Gwybodaeth	1999	0	1	0	0	1	11	27	37	20	3	0	60
	2000	0	1	0	0	1	8	24	39	22	4	0	65
	2001	0	1	0	0	1	7	24	39	22	5	0	66
	2002	0	1	0	0	1	7	22	39	24	5	0	68
	<b>2003</b>	<b>0</b>	<b>1</b>	<b>0</b>	<b>0</b>	<b>1</b>	<b>5</b>	<b>20</b>	<b>42</b>	<b>26</b>	<b>4</b>	<b>0</b>	<b>73</b>
Modern Foreign Language Ieithoedd Tramor Modern	1999	1	1	0	1	6	17	31	30	10	1	0	42
	2000	1	1	0	1	6	17	29	31	13	1	0	45
	2001	1	1	0	1	4	14	25	32	19	3	0	54
	2002	1	1	0	1	4	13	24	32	21	3	0	56
	<b>2003</b>	<b>1</b>	<b>1</b>	<b>0</b>	<b>1</b>	<b>3</b>	<b>12</b>	<b>24</b>	<b>34</b>	<b>21</b>	<b>3</b>	<b>0</b>	<b>59</b>
Music Cerddoriaeth	1999	*	*	*	*	*	*	*	*	*	*	*	*
	2000	*	*	*	*	*	*	*	*	*	*	*	*
	2001	0	1	0	0	1	7	22	39	21	7	1	68
	2002	0	1	0	0	1	6	20	40	22	8	1	71
	<b>2003</b>	<b>0</b>	<b>1</b>	<b>0</b>	<b>0</b>	<b>1</b>	<b>5</b>	<b>19</b>	<b>43</b>	<b>22</b>	<b>7</b>	<b>1</b>	<b>73</b>
Physical Education Addysg Gorfforol	1999	*	*	*	*	*	*	*	*	*	*	*	*
	2000	*	*	*	*	*	*	*	*	*	*	*	*
	2001	1	2	0	0	1	10	27	37	17	5	1	59
	2002	0	2	0	0	1	6	25	40	19	5	1	65
	<b>2003</b>	<b>0</b>	<b>2</b>	<b>0</b>	<b>0</b>	<b>1</b>	<b>6</b>	<b>22</b>	<b>41</b>	<b>20</b>	<b>6</b>	<b>1</b>	<b>68</b>
Welsh Second Language Cymraeg Ail Iaith	1999	1	1	1	2	8	17	24	25	15	4	1	46
	2000	1	1	1	2	6	16	25	25	17	6	1	49
	2001	1	1	0	2	6	15	24	27	18	5	0	50
	2002	1	1	1	2	6	14	24	27	20	5	1	52
	<b>2003</b>	<b>1</b>	<b>1</b>	<b>0</b>	<b>1</b>	<b>5</b>	<b>14</b>	<b>23</b>	<b>29</b>	<b>19</b>	<b>6</b>	<b>0</b>	<b>54</b>

D: exempted or disapplied under Sections 364 or 365 of the education Act 1996./Wedi'u heithro neu wedi'u datgymhwyso o dan Adrannau 364 neu 365 o ddeddf Addysg 1996.

A: failed to register a level due to absence/wedi methu â chofrestru lefel oherwydd absenoldeb

W: Working towards level 1/ Yn gweithio tuag at lefel 1.

\*not applicable/dim yn gymwys.

KEY STAGE 3 (Non-core) RESULTS: 1999 - 2003

CANLYNIADAU CYFNOD ALLWEDDOL 3: (Pynciau di-graidd): 1999 - 2003

Percentage of boys and girls at each level/canran y bechgyn a'r merched ar bob lefel

		D	A	W	1	2	3	4	5	6	7	8+	5+
Art Celf	1999	*	*	*	*	*	*	*	*	*	*	*	*
	2000	*	*	*	*	*	*	*	*	*	*	*	*
	2001	0	1	0	1	1	8	20	34	23	9	2	68
	2002	0	1	0	0	1	7	19	35	24	9	2	71
	<b>2003</b>	<b>0</b>	<b>1</b>	<b>0</b>	<b>0</b>	<b>1</b>	<b>6</b>	<b>19</b>	<b>36</b>	<b>25</b>	<b>10</b>	<b>2</b>	<b>72</b>
Design & Technology Dylunio a Thechnoleg	1999	0	1	0	0	2	10	26	35	21	5	0	61
	2000	0	1	0	0	2	9	25	36	20	6	0	62
	2001	0	1	0	0	2	8	23	36	24	6	1	66
	2002	0	1	0	0	1	7	21	37	24	7	0	68
	<b>2003</b>	<b>0</b>	<b>1</b>	<b>0</b>	<b>0</b>	<b>1</b>	<b>7</b>	<b>21</b>	<b>39</b>	<b>24</b>	<b>6</b>	<b>0</b>	<b>69</b>
Geography Daearyddiaeth	1999	0	1	0	0	3	11	23	30	21	9	1	61
	2000	0	1	0	0	2	11	22	30	22	10	1	63
	2001	0	1	0	0	2	11	22	29	23	10	1	63
	2002	0	1	0	0	2	10	23	30	22	10	1	64
	<b>2003</b>	<b>0</b>	<b>1</b>	<b>0</b>	<b>0</b>	<b>2</b>	<b>9</b>	<b>21</b>	<b>31</b>	<b>24</b>	<b>11</b>	<b>1</b>	<b>67</b>
History Hanes	1999	0	1	0	1	3	11	23	29	21	9	1	60
	2000	0	1	0	0	2	11	23	30	22	10	1	62
	2001	0	1	0	0	2	10	23	30	23	10	1	64
	2002	0	1	0	0	2	9	22	32	23	10	1	65
	<b>2003</b>	<b>0</b>	<b>1</b>	<b>0</b>	<b>0</b>	<b>2</b>	<b>9</b>	<b>22</b>	<b>32</b>	<b>24</b>	<b>10</b>	<b>1</b>	<b>66</b>
Information Technology Technoleg Gwybodaeth	1999	0	1	0	0	1	12	28	36	18	3	0	57
	2000	0	1	0	0	1	10	26	38	20	4	0	61
	2001	0	1	0	1	1	8	26	38	20	4	0	62
	2002	0	1	0	0	1	8	24	38	21	5	0	64
	<b>2003</b>	<b>0</b>	<b>1</b>	<b>0</b>	<b>0</b>	<b>1</b>	<b>7</b>	<b>22</b>	<b>41</b>	<b>23</b>	<b>4</b>	<b>0</b>	<b>69</b>
Modern Foreign Language Ieithoedd Tramor Modern	1999	1	1	1	2	9	21	30	25	8	1	0	34
	2000	1	1	0	2	8	21	29	26	10	1	0	36
	2001	2	1	0	2	7	18	26	28	15	2	0	44
	2002	1	1	1	1	6	17	27	28	16	2	0	46
	<b>2003</b>	<b>2</b>	<b>1</b>	<b>0</b>	<b>1</b>	<b>5</b>	<b>16</b>	<b>26</b>	<b>30</b>	<b>16</b>	<b>2</b>	<b>0</b>	<b>49</b>
Music Cerddoriaeth	1999	*	*	*	*	*	*	*	*	*	*	*	*
	2000	*	*	*	*	*	*	*	*	*	*	*	*
	2001	0	1	0	0	2	11	36	16	16	5	1	58
	2002	0	1	0	0	2	8	25	39	17	6	1	63
	<b>2003</b>	<b>0</b>	<b>1</b>	<b>0</b>	<b>0</b>	<b>1</b>	<b>8</b>	<b>24</b>	<b>41</b>	<b>18</b>	<b>5</b>	<b>1</b>	<b>65</b>
Physical Education Addysg Gorfforol	1999	*	*	*	*	*	*	*	*	*	*	*	*
	2000	*	*	*	*	*	*	*	*	*	*	*	*
	2001	0	2	0	0	1	9	25	36	18	3	1	61
	2002	0	2	0	0	1	7	24	39	20	6	1	65
	<b>2003</b>	<b>1</b>	<b>2</b>	<b>0</b>	<b>0</b>	<b>1</b>	<b>6</b>	<b>22</b>	<b>39</b>	<b>21</b>	<b>6</b>	<b>1</b>	<b>67</b>
Welsh Second Language Cymraeg Ail Iaith	1999	1	2	1	3	11	21	24	21	11	3	1	36
	2000	1	1	1	3	10	20	25	22	13	4	0	40
	2001	1	2	1	3	9	19	24	23	13	3	0	40
	2002	1	2	1	3	9	18	25	24	14	3	0	42
	<b>2003</b>	<b>1</b>	<b>1</b>	<b>0</b>	<b>2</b>	<b>8</b>	<b>18</b>	<b>24</b>	<b>26</b>	<b>15</b>	<b>4</b>	<b>0</b>	<b>44</b>

D: excepted or disapplied under Sections 364 or 365 of the education Act 1996./Wedi'u heithro neu wedi'u datgymhwysu o dan Adranau 364 neu 365 o ddeddf Addysg 1996.

A: failed to register a level due to absence/wedi methu â chofrestru lefel oherwydd absenoldeb

W: Working towards level 1/ Yn gweithio tuag at lefel 1.

\*not applicable/dim yn gymwys.

# KEY STAGE 4

The percentage of 15 year-old pupils achieving: **Page 42**

- 1 or more grade A\*-G
- GCSE grade A\*-C in English, Welsh (1st language), Mathematics, Science and the Core Subject Indicator
- 5 or more grade A\*-C
- 5 or more grade A\*-G
- Average point score
- 1 or more entry level qualification

% of school sessions missed (authorised absence) **Page 42**  
% of school sessions missed (unauthorised absence)

LEA summary of results for each subject for boys, girls and all pupils **Page 43**

All Wales summary of results for boys, girls and all pupils. LEAs are listed according to the Welsh Assembly/LEA number. **Page 44**

## CYFNOD ALLWEDDOL 4

Canran y disgyblion 15 oed sy'n llwyddo i ennill: **Tudalen 42**


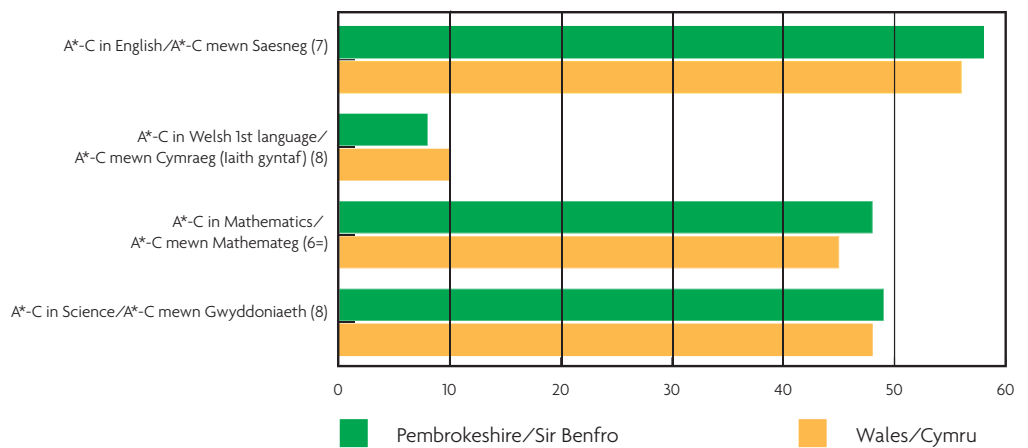
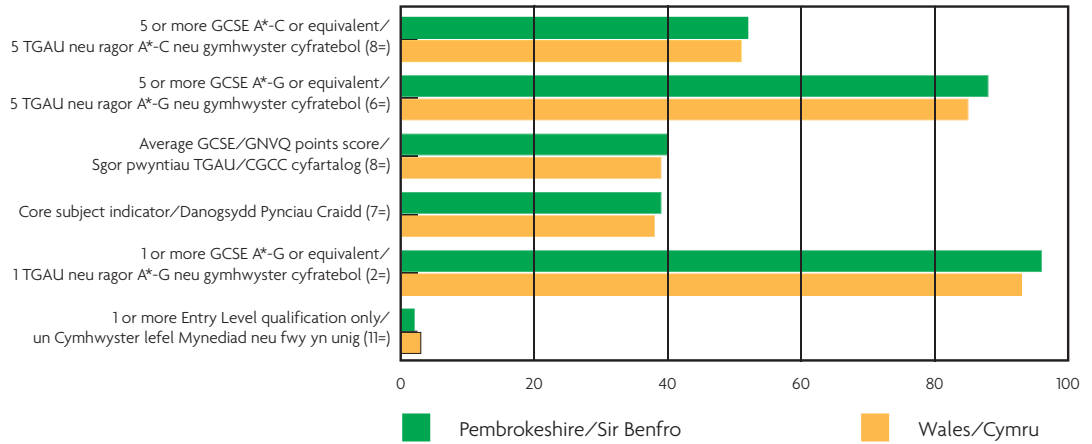
- 1 TGAU neu fwy gradd A\*-G
- TGAU gradd A\*-C mewn saesneg, cymraeg (Iaith Gyntaf), Mathemateg, Gwyddoniaeth a'r Dangosydd Pwnc Craidd
- 5 TGAU neu fwy graddau A\*-C
- 5 TGAU neu fwy graddau A\*-G
- Cyfartaledd sgor
- 1 cymhwyster lefel mynediad neu fwy

% y sesiynau ysgol a gollwyd (absenoldeb, chaniat, d) **Tudalen 42**  
% y sesiynau ysgol a gollwyd (absenoldeb heb ganiat, d)

Crynodeb o ganlyniadau'r bechgyn, y merched a'r holl ddisgyblion ym mhob pwnc fesul AALL. **Tudalen 43**

Crynodeb o ganlyniadau bechgyn, merched a holl ddisgyblion Cymru gyfan. rhestrir yr AALL yn unol, rhif y Cynulliad Cenedlaethol/AALL. **Tudalen 44**

# Pembrokeshire/Sir Benfro



The figure in brackets indicates the LEA position alongside the other 21 authorities  
Mae'r ffigur mewn cromfachau yn nodi safle'r AALL ochr yn ochr ar 21 awdurdod

Percentage of 15 year old boys/Canran bechgyn 15 oed

achieving yn ennill A*-C	achieving yn ennill D-G	achieving yn ennill A*-G	not graded heb eu graddio	not entered heb eu cofrestru	Total Cyfanswm	Base Sail
49.2	38.5	87.8	1.4	10.8	100.0	719
5.3	2.9	8.2	0.0	91.8	100.0	719
47.0	41.7	88.7	4.5	6.8	100.0	719
48.1	41.6	89.7	3.1	7.2	100.0	719

English/Saesneg  
Welsh/Cymraeg (a)  
Mathematics/Mathemateg  
Science/Gwyddoniaeth

Percentage of 15 year old girls/Canran merched 15 oed

achieving yn ennill A*-C	achieving yn ennill D-G	achieving yn ennill A*-G	not graded heb eu graddio	not entered heb eu cofrestru	Total Cyfanswm	Base Sail
67.7	25.7	93.4	1.5	5.2	100.0	678
10.6	1.3	11.9	0.0	88.1	100.0	678
49.4	41.4	90.9	4.4	4.7	100.0	678
49.7	40.4	90.1	3.4	6.5	100.0	678

English/Saesneg  
Welsh/Cymraeg (a)  
Mathematics/Mathemateg  
Science/Gwyddoniaeth

Percentage of 15 year old pupils/Canran disgyblion 15 oed

achieving yn ennill A*-C	achieving yn ennill D-G	achieving yn ennill A*-G	not graded heb eu graddio	not entered heb eu cofrestru	Total Cyfanswm	Base Sail
58.2	32.3	90.5	1.4	8.1	100.0	1,397
7.9	2.1	10.0	0.0	90.0	100.0	1,397
48.2	41.6	89.8	4.4	5.8	100.0	1,397
48.9	41.0	89.9	3.2	6.9	100.0	1,397

English/Saesneg  
Welsh/Cymraeg (a)  
Mathematics/Mathemateg  
Science/Gwyddoniaeth

- (a) Of 1,396 secondary school pupils in Year 11 in 2003, 90.0 per cent were not taught Welsh as a first language.
- (a) O 1,396 disgyblion ysgolion uwchradd ym Mlwyddyn 11 ym 2003, nid addysgwyd Cymraeg fel iaith gyntaf i 90.0 y cant.

Local Authority: Summary Table - 2003/Awdurdod Lleol: Tabl Crynodeb - 2003

	15-year-old pupils Disgyblion 15 oed			Average GCSE/GNVQ points score per 15 year-old pupil Cyfarlaledd sgôr pwyntiau TGAU/GNVQ am bob disgybl 15 oed		
	Total Cyfanswm	Boys Bechgyn	Girls Merched	Total Cyfanswm	Boys Bechgyn	Girls Merched
Isle of Anglesey/Ynys Môn	831	432	399	44	40	47
Gwynedd	1,361	705	656	45	42	49
Conwy	1,300	688	612	41	39	44
Denbighshire/Sir Ddinbych	1,333	664	669	38	36	40
Flintshire/Sir y Fflint	1,756	895	861	40	37	43
Wrexham/Wrecsam	1,391	721	670	34	31	38
Powys	1,507	752	755	44	41	47
Ceredigion/Sir Ceredigion	825	406	419	47	41	53
Pembrokeshire/Sir Benfro	1,397	719	678	40	38	43
Cardiganshire/Sir Gaerfyrddin	2,262	1,156	1,106	41	37	46
Swansea/Abertawe	2,802	1,426	1,376	36	34	39
Neath Port Talbot/Castell-nedd Port Talbot	1,753	881	872	38	34	42
Bridgend/Pen-y-bont ar Ogwr	1,702	831	871	38	35	42
The Vale of Glamorgan/Bro Morgannwg	1,519	751	768	46	45	47
Rhondda Cynon Taff/Rhondda, Cynon Taf	3,330	1,682	1,648	36	32	40
Merthyr Tydfil/Merthyr Tudful	823	427	396	33	30	36
Caerphilly/Caerffili	2,458	1,284	1,174	35	31	39
Blaenau Gwent	872	419	453	35	30	39
Torfaen/Tor-faen	1,348	652	696	37	34	41
Monmouthshire/Sir Fynwy	976	487	489	39	36	42
Newport/Casnewydd	1,688	826	862	39	36	41
Cardiff/Caerdydd	3,846	1,967	1,879	39	36	42
<b>WALES/CYMRU</b>	<b>37,993</b>	<b>19,215</b>	<b>18,778</b>	<b>39</b>	<b>36</b>	<b>43</b>
2002	37,116	19,013	18,103	39	36	42
2001	37,170	18,887	18,283	38	35	41
2000	35,854	18,071	17,513	38	35	41
1999	35,472	17,999	17,473	37	34	40
1998	35,680	18,157	17,523	36	33	39

Local Authority: Summary Table - 2003/Awdurdod Lleol: Tabl Crynodeb - 2003

	Percentage achieving 5 or more GCSE grades A*-C or equivalent Canran yn ennill 5 TGAU graddau A*-C neu gymhwyster cyfatebol				Percentage achieving 5 or more GCSE grades A*-G or equivalent Canran yn ennill 5 TGAU graddau A*-G neu gymhwyster cyfatebol						
	Total Cyfanswm	Boys Bechgyn	Girls Merched	Total Cyfanswm	Boys Bechgyn	Girls Merched	Total Cyfanswm	Boys Bechgyn	Girls Merched	2000/01/02	2001/02/03
Isle of Anglesey/Ynys Môn	56	50	62	91	91	90	91	88	88	88	89
Gwynedd	61	56	67	91	89	94	91	89	89	89	90
Conwy	52	48	56	86	83	88	86	88	88	88	86
Denbighshire/Sir Ddinbych	47	44	49	83	82	85	83	85	85	85	85
Flintshire/Sir y Fflint	53	47	59	88	86	90	88	88	88	88	88
Wrexham/Wrecsam	42	37	48	81	77	85	81	82	82	82	82
Powys	63	57	68	89	87	92	89	88	88	88	89
Ceredigion/Sir Ceredigion	63	51	73	89	85	92	89	89	89	89	88
Pembrokeshire/Sir Benfro	52	46	58	88	86	90	88	89	89	89	88
Carmarthenshire/Sir Gaerfyrddin	54	48	62	85	82	89	85	86	86	86	86
Swansea/Abertawe	48	44	52	82	79	85	82	82	82	82	82
Neath Port Talbot/Castell-nedd Port Talbot	52	44	59	85	81	89	85	84	84	84	84
Bridgend/Pen-y-bont ar Ogwr	48	43	54	85	82	87	85	82	82	82	84
The Vale of Glamorgan/Bro Morgannwg	62	59	64	90	89	91	90	89	89	89	89
Rhondda Cynon Taff/Rhondda Cynon, Taf	46	40	52	81	76	87	81	83	83	82	82
Merthyr Tydfil/Merthyr Tudful	43	36	50	83	80	85	83	80	77	78	78
Caerphilly/Caerffili	45	39	51	82	76	87	82	82	82	82	82
Blaenau Gwent	43	35	51	83	79	88	83	81	81	81	83
Torfaen/Tor-faen	49	42	55	86	82	90	86	86	86	86	86
Monmouthshire/Sir Fynwy	52	45	59	87	87	88	87	86	86	86	86
Newport/Casnewydd	46	42	50	88	86	90	88	85	85	85	86
Cardiff/Caerdydd	48	43	53	83	81	86	83	81	81	82	82
<b>WALES/CYMRU</b>	<b>51</b>	<b>45</b>	<b>57</b>	<b>85</b>	<b>82</b>	<b>88</b>	<b>85</b>	<b>85</b>	<b>85</b>	<b>85</b>	<b>85</b>
2002	50	45	56	85	82	88	85	82	*	*	*
2001	50	45	55	85	82	87	85	82	*	*	*
2000	49	43	55	85	82	88	85	82	*	*	*
1999	48	42	53	83	89	87	83	89	*	*	*
1998	46	40	52	82	79	85	82	79	*	*	*

Local Authority: Summary Table - 2003/Awdurdod Lleol: Tabl Crynodeb - 2003

	Percentage achieving the core subject indicator (a) Canran yn ennill y dangosydd pynciau craidd (a)			Percentage achieving A*-C in English Canran yn ennill A*-C mewn Saesneg			Percentage achieving A*-C in Welsh (1st language) Canran yn ennill A*-C mewn Cymraeg (iaith gyntaf)		
	Total Cyfanswm	Boys Bechgyn	Girls Merched	Total Cyfanswm	Boys Bechgyn	Girls Merched	Total Cyfanswm	Boys Bechgyn	Girls Merched
Isle of Anglesey/Ynys Môn	40	37	44	57	47	67	42	37	48
Gwynedd	46	43	48	60	50	71	57	52	62
Conwy	37	34	40	57	50	65	..	..	..
Denbighshire/Sir Ddinbych	35	34	36	52	45	58	12	13	11
Flintshire/Sir y Fflint	39	36	43	59	49	70	..	..	..
Wrexham/Wrecsam	28	26	29	50	41	59	..	..	..
Powys	47	43	52	64	54	73	9	8	10
Ceredigion/Sir Ceredigion	47	39	55	61	47	74	35	26	45
Pembrokeshire/Sir Benfro	39	35	43	58	49	68	8	5	11
Carmarthenshire/Sir Gaerfyrddin	41	37	45	57	47	68	21	16	26
Swansea/Abertawe	36	34	38	54	47	62	..	..	..
Neath Port Talbot/Castell-nedd Port Talbot	37	33	42	55	44	67	..	..	..
Bridgend/Pen-y-bont ar Ogwr	35	32	38	55	44	66	..	..	..
The Vale of Glamorgan/Bro Morgannwg	44	43	45	63	57	69	..	..	..
Rhondda Cynon Taf/Rhondda, Cynon Taf	32	28	35	49	40	59	13	10	15
Merthyr Tydfil/Merthyr Tudful	31	27	36	49	39	60	..	..	..
Caerphilly/Caerffili	33	29	38	50	40	61	..	..	..
Blaenau Gwent	30	22	37	47	34	58	..	..	..
Torfaen/Tor-faen	35	30	40	56	46	66	..	..	..
Monmouthshire/Sir Fynwy	38	34	41	61	52	71	..	..	..
Newport/Casnewydd	34	32	35	55	47	63	..	..	..
Cardiff/Caerdydd	35	33	37	55	47	63	..	..	..
<b>WALES/CYMRU</b>	<b>38</b>	<b>34</b>	<b>41</b>	<b>56</b>	<b>46</b>	<b>65</b>	<b>10</b>	<b>8</b>	<b>11</b>
2002	37	34	40	55	46	65	9	8	11
2001	37	34	39	54	46	64	9	7	10
2000	36	33	40	54	45	63	8	6	10
1999	36	32	39	52	44	61	8	6	9
1998	34	30	38	52	42	61	7	6	9

(a) Percentage achieving GCSE grade A\*-C in each of mathematics, science and either English or Welsh (First Language) in combination  
(a) Canran yn ennill TGAU graffddau A\*-C mewn mathemateg, gwyddoniaeth a naill ai Cymraeg (iaith gyntaf) neu Saesneg mewn cyfuniad  
- Results are not shown where their inclusion may make it possible to identify individual schools  
- Ni ddangosir canlyniadau lle byddai eu cynnwys yn golygu bod modd adnabod ysgolion unigol



Local Authority: Summary Table - 2003/Awdurdod Lleol: Tabl Crynodeb - 2003

	Percentage achieving A*-C in Mathematics Canran yn ennill y A*-C mewn Mathemateg			Percentage achieving A*-C in Science Canran yn ennill A*-C mewn Gwyddoniaeth		
	Total Cyfanswm	Boys Bechgyn	Girls Merched	Total Cyfanswm	Boys Bechgyn	Girls Merched
Isle of Anglesey/Ynys Môn	45	43	47	53	53	53
Gwynedd	51	48	53	58	57	59
Conwy	43	42	45	46	46	47
Denbighshire/Sir Ddinbych	43	45	42	46	46	46
Flintshire/Sir y Fflint	47	44	49	50	50	49
Wrexham/Wrecsam	32	32	33	43	42	44
Powys	54	52	56	64	63	65
Ceredigion/Sir Ceredigion	51	44	58	60	54	66
Pembrokeshire/Sir Benfro	48	47	49	49	48	50
Cardiganshire/Sir Gaerfyrddin	48	46	51	51	49	53
Swansea/Abertawe	43	43	44	45	45	46
Neath Port Talbot/Castell-nedd Port Talbot	49	46	51	47	45	49
Bridgend/Pen-y-bont ar Ogwr	44	41	47	43	43	43
The Vale of Glamorgan/Bro Morgannwg	52	52	51	54	54	53
Rhondda Cynon Taff/Rhondda Cynon, Taf	40	37	42	42	40	43
Merthyr Tydfil/Merthyr Tudful	40	37	43	42	40	43
Caerphilly/Caerffili	39	36	42	44	42	46
Blaenau Gwent	36	28	42	42	37	46
Torfaen/Tor-faen	40	36	44	45	42	48
Monmouthshire/Sir Fynwy	44	42	47	48	46	51
Newport/Casnewydd	41	41	40	43	44	43
Cardiff/Caerdydd	42	42	43	44	43	45
<b>WALES/CYMRU</b>	<b>45</b>	<b>43</b>	<b>47</b>	<b>48</b>	<b>47</b>	<b>49</b>
2002	45	43	47	48	46	49
2001	44	44	45	47	47	48
2000	47	42	45	48	46	50
1999	41	41	44	47	45	49
1998	39	39	44	45	43	47

- Results are not shown where their inclusion may make it possible to identify individual schools
- Ni ddangosir canlyniadau lle byddai eu cynnwys yn golygu bod modd adnabod ysgolion unigol

**Local Authority: Summary Table - 2003/Awdurdod Lleol: Tabl Crynodeb - 2003**

	Percentage achieving 1 or more entry level qualification only Canran y disgyblion a enillodd un CLM neu fwy yn unig			Percentage not entered for GCSEs Canran heb eu cofrestru ar gyfer TGAU		
	Total Cyfanswm	Boys Bechgyn	Girls Merched	Total Cyfanswm	Boys Bechgyn	Girls Merched
Isle of Anglesey/Ynys Môn	2	1	3	3	4	3
Gwynedd	2	3	2	3	4	2
Conwy	4	4	3	4	5	3
Denbighshire/Sir Ddinbych	2	2	2	8	7	9
Flintshire/Sir y Fflint	1	1	1	4	6	3
Wrexham/Wrecsam	6	9	4	9	12	5
Powys	2	3	1	3	3	3
Ceredigion/Sir Ceredigion	2	4	1	5	7	4
Pembrokeshire/Sir Benfro	2	2	1	3	3	3
Carmarthenshire/Sir Gaerfyrddin	2	2	2	6	7	5
Swansea/Abertawe	2	2	3	6	7	5
Neath Port Talbot/Castell-nedd Port Talbot	3	4	1	4	6	2
Bridgend/Pen-y-bont ar Ogwr	3	4	1	5	8	3
The Vale of Glamorgan/Bro Morgannwg	2	4	1	4	3	5
Rhondda.Cynon.Taff/Rhondda. Cynon Taf	4	6	2	7	9	4
Merthyr Tydfil/Merthyr Tudful	3	4	2	3	5	1
Caerphilly/Caerffili	3	5	2	8	11	5
Blaenau Gwent	4	6	2	5	6	4
Torfaen/Tor-faen	2	3	1	5	6	4
Monmouthshire/Sir Fynwy	3	3	2	4	3	5
Newport/Casnewydd	2	3	1	3	3	3
Cardiff/Caerdydd	3	4	2	5	7	4
<b>WALES/CYMRU</b>	<b>3</b>	<b>4</b>	<b>2</b>	<b>5</b>	<b>7</b>	<b>4</b>
2002	6	7	4	3	4	2
2001	6	8	5	3	4	2
2000	6	7	5	3	4	2
1999	6	8	5	3	4	2
1998	7	9	6	4	5	2

Local Authority: Summary Table - 2003/Awdurdod Lleol: Tabl Crynodeb - 2003

	15 year olds leaving full time education without any recognised qualification Disgyblion 15 oed sy'n gadael addysg amser llawn heb unrhyw gymhurster cydnabyddedig			Percentage of school sessions missed due to: Canran y sesiynau ysgol a gollwyd oherwydd	
	Total Cyfanswm	Boys Bechgyn	Girls Merched	unauthorised absence Absenoldeb hebawdurdod	authorised absence absenoldeb gydag awdurdod
Isle of Anglesey/Ynys Môn				1.4	8.4
Gwynedd				0.8	7.3
Conwy				1.0	8.1
Denbighshire/Sir Ddinbych				1.6	8.3
Flintshire/Sir y Fflint				0.7	7.9
Wrexham/Wrecsam				0.9	7.9
Powys				0.7	7.1
Ceredigion/Sir Ceredigion				0.8	7.8
Pembrokeshire/Sir Benfro				1.3	7.2
Carmarthenshire/Sir Gaerfyrddin				0.9	8.3
Swansea/Abertawe				3.1	7.8
Neath Port Talbot/Castell-nedd Port Talbot				0.6	7.7
Bridgend/Pen-y-bont ar Ogwr				1.5	7.0
The Vale of Glamorgan/Bro Morgannwg				1.0	7.5
Rhondda,Cynon,Taff/Rhondda, Cynon Taf				2.2	8.3
Merthyr Tydfil/Merthyr Tudful				0.7	9.2
Caerphilly/Caerffili				1.9	8.8
Blaenau Gwent				1.0	8.9
Torfaen/Tor-faen				1.4	8.5
Monmouthshire/Sir Fynwy				0.8	7.9
Newport/Casnewydd				2.0	8.3
Cardiff/Caerdydd				3.4	7.9
<b>WALES/CYMRU</b>				<b>1.6</b>	<b>7.9</b>
2002				1.7	8.4
2001				1.6	8.8
2000				1.5	8.6
1999				1.5	9.1
1998				1.5	10.4

“This information is not yet available, but will be published in a National Statistics First Release.

Nid yw'r wybodaeth hon ar gael eto, ond fe'i cyhoeddir mewn datgwiad cyntaf ystadegau gwladol (National Statistics First Release).”



# A/AS and AVCE/ASVCE awards

The percentage of 17 year-old pupils achieving: 2 or more A levels grade A - C 2 or more A levels grade A - G Average point score for pupils entering 2 or more A levels Average point score for pupils entering less than 2 A levels	<b>Page 52</b>
All Wales summary of results for boys, girls and all pupils.	<b>Page 53</b>

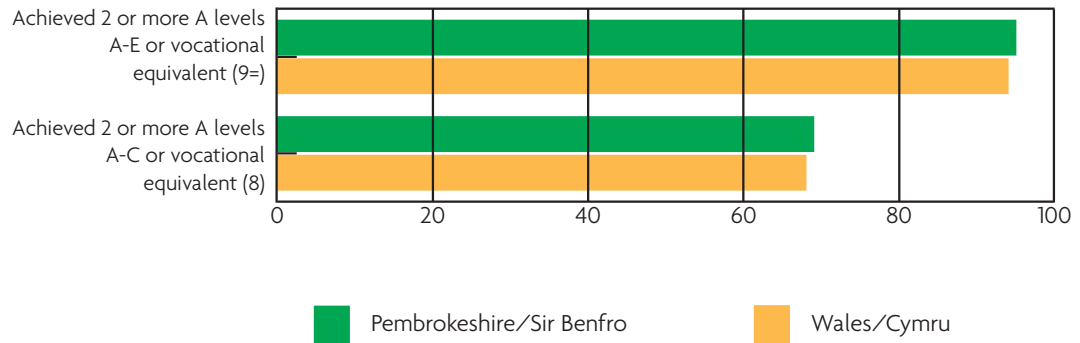
## Dyfarniadau Safon A/AS ac AVCE/ASVCE

Canran y disgyblion 17 oed sy'n llwyddo i ennill: 2 Safon Uwch neu fwy gradd A - G 2 Safon Uwch neu fwy gradd A - G Cyfartaledd sgor disgyblion sy'n rhoi cynnig ar 2 Safon uwch neu fwy Cyfartaledd sgor disgyblion sy'n rhoi cynnig ar lai na 2 Safon Uwch	<b>Tudalen 52</b>
Crynodeb o ganlyniadau bechgyn, merched a holl ddisgyblion cymru gyfan.	<b>Tudalen 53</b>

## Pembrokeshire/Sir Benfro

Percentage of 17-year-old entering 2 or more A levels or vocational equivalent 2003

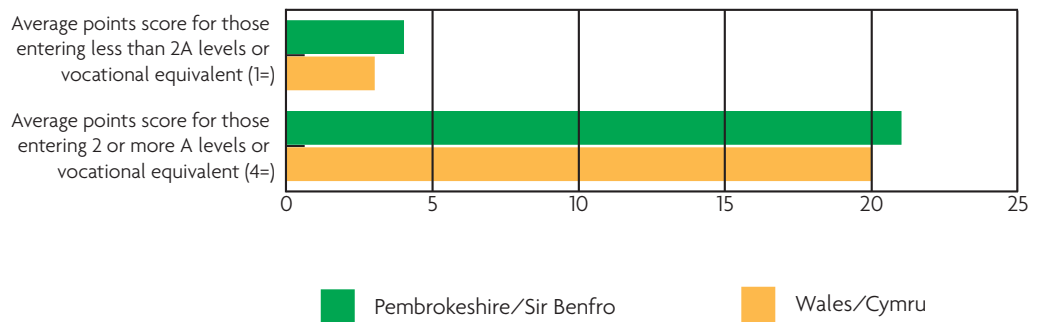
Canran o'r plant 17 oed a fu'n sefyll 2 neu fwy lefel A neu gymhwyster galwedigaethol cyfatebol, 2003



The figure in brackets indicates the LEA position alongside the other 21 authorities.  
Mae'r ffigur mewn cromfachau yn nodi safle'r AALL ochr yn ochr a'r 21 awdurdod

Average points score for 17-year-olds at A level or vocational equivalent, 2003

Pwyntiau cyfartaledd ar gyfer plant 17 oed a fu'n sefyll lefel A neu gymhwyster galwedigaethol cyfatebol, 2003



The figure in brackets indicates the LEA position alongside the other 21 authorities.  
Mae'r ffigur mewn cromfachau yn nodi safle'r AALL ochr yn ochr a'r 21 awdurdod

Local Authority: Summary Table - 2003/Awdurdod Lleol: Tabl Crynodeb - 2003

	Number entering two or more A levels or achieving vocational equivalent Ynifer sy'n sefyll dwy neu fwy lefel A neu'n ennill cymhwysler galwedigaethol cyfatebol			Percentage of 17 year-olds entering 2 or more A levels who achieved 2 or more A levels grade A-C or vocational equivalent Canran o'r plant 17 oed a fu'n sefyll 2 neu fwy lefel A ac a enillodd 2 neu fwy A graddau A-C neu gymhwysler galwedigaethol cyfatebol			Percentage of 17 year-olds entering 2 or more A levels who achieved 2 or more A levels grade A-E or vocational equivalent Canran o'r plant 17 oed a fu'n sefyll 2 neu fwy lefel A ac a enillodd 2 neu fwy A graddau A-E neu gymhwysler galwedigaethol cyfatebol		
	Total Cyfanswm	Boys Bechgyn	Girls Merched	Total Cyfanswm	Boys Bechgyn	Girls Merched	Total Cyfanswm	Boys Bechgyn	Girls Merched
Isle of Anglesey/Ynys Môn	236	98	138	77	71	80	98	98	99
Gwynedd	262	132	130	67	64	71	97	95	98
Conwy	412	170	242	71	68	74	95	94	96
Denbighshire/Sir Ddinbych	367	141	226	66	65	67	92	92	91
Flintshire/Sir y Fflint	475	226	249	64	57	70	92	88	94
Wrexham/Wrecsam	74	41	33	70	63	79	96	95	97
Powys	504	228	276	67	64	69	96	96	96
Ceredigion/Sir Ceredigion	338	136	202	77	75	79	97	96	98
Pembrokeshire/Sir Benfro	490	240	250	69	65	73	94	92	96
Carmarthenshire/Sir Gaerfyrddin	566	236	330	71	61	78	97	96	98
Swansea/Abertawe	472	228	244	66	56	75	92	87	96
Neath Port Talbot/Castell-nedd Port Talbot	97	45	52	81	78	85	98	98	98
Bridgend/Pen-y-bont ar Ogwr	515	231	284	68	62	73	94	90	97
The Vale of Glamorgan/Bro Morgannwg	558	294	264	75	68	83	96	95	97
Rhondda Cynon,Taff/Rhondda Cynon Taf	965	421	544	61	55	65	93	90	95
Merthyr Tydfil/Merthyr Tudful	222	99	123	61	55	66	95	91	98
Caerphilly/Caerffili	413	151	262	65	56	70	91	89	92
Blaenau Gwent	183	67	116	50	46	52	89	87	91
Torfaen/Tor-faen	269	114	155	63	57	68	94	91	96
Monmouthshire/Sir Fynwy	363	171	192	60	56	64	91	89	94
Newport/Casnewydd	496	247	249	64	59	68	94	92	96
Cardiff/Caerdydd	968	462	506	65	59	70	90	87	93
<b>WALES/CYMRU (1)</b>	<b>9,848</b>	<b>4,468</b>	<b>5,380</b>	<b>68</b>	<b>62</b>	<b>72</b>	<b>94</b>	<b>92</b>	<b>96</b>
2002	9,493	4,243	5,250	66	61	70	94	92	96
2001	8,704	3,886	4,818	62	56	66	93	91	94

(1) includes Independents. Does not include further education institutions

(1) yn cynnwys ysgolion annibynnol. Nid yn sefydliadau addysg bellach

Local Authority: Summary Table - 2003/Awdurdod Lleol: Tabl Crynodeb - 2003

	17 year-old pupils Disgyblion 17 oed			Average point score for 17 year-olds entering 2 or more A levels or achieving vocational equivalent Pwyntiau cyfanaledd ar gyfer plant 17 oed a fu'n sefyll 2 lefel A neu fwy neu ennill galwedigaethol cyfatebol		
	Total Cyfanswm	Boys Bechgyn	Girls Merched	Total Cyfanswm	Boys Bechgyn	Girls Merched
Isle of Anglesey/Ynys Môn	255	107	148	22	21	23
Gwynedd	287	142	145	20	20	21
Conwy	461	189	272	21	20	21
Denbighshire/Sir Ddinbych	430	174	256	20	19	20
Flintshire/Sir y Fflint	585	285	300	19	18	21
Wrexham/Wrecsam	120	68	52	21	19	24
Powys	535	245	290	21	20	22
Ceredigion/Sir Ceredigion	374	155	219	21	21	21
Pembrokeshire/Sir Benfro	551	278	273	21	20	22
Carmarthenshire/Sir Gaerfyrddin	649	289	360	20	18	22
Swansea/Abertawe	574	284	290	20	18	22
Neath Port Talbot/Castell-nedd Port Talbot	122	60	62	23	23	23
Bridgend/Pen-y-bont ar Ogwr	596	275	321	20	19	21
The Vale of Glamorgan/Bro Morgannwg	612	323	289	23	22	25
Rhondda Cynon Taff/Rhondda Cynon Taf	1,183	515	668	18	17	19
Merthyr Tydfil/Merthyr Tudful	297	142	155	17	16	17
Caerphilly/Caerffili	472	190	282	18	16	20
Blaenau Gwent	221	89	132	16	16	16
Torfaen/Tor-faen	367	164	203	19	18	20
Monmouthshire/Sir Fynwy	402	193	209	20	18	21
Newport/Casnewydd	605	312	293	20	20	21
Cardiff/Caerdydd	1,145	540	605	20	19	21
<b>WALES/CYMRU <sup>(1)</sup></b>	<b>11,568</b>	<b>5,395</b>	<b>6,173</b>	<b>20</b>	<b>19</b>	<b>21</b>
2002	11,201	5,220	5,981	20	19	21
2001	10,843	4,981	5,862	18	17	18

(1) includes Independents. Does not include further education institutions  
(1) yn cynnwys ysgolion annibynnol. Nid yn sefydliadau addysg bellach



Local Authority: Summary Table - 2003/Awdurdod Lleol: Tabl Crynodeb - 2003

	Number entering less than 2 A levels or equivalent Nifer sy'n sefyll llai na dwy lefel a neu'n cyfatebol			Average point score for 17 year-olds entering less than 2 A levels or equivalent Pwyntiau cyfanaledd ar gyfer plant 17 oed a fu'n sefyll llai na 2 lefel A neu'r cyfatebol		
	Total Cyfanswm	Boys Bechgyn	Girls Merched	Total Cyfanswm	Boys Bechgyn	Girls Merched
Isle of Anglesey/Ynys Môn	53	25	28	4	4	5
Gwynedd	30	16	14	3	2	4
Conwy	78	40	38	3	3	3
Denbighshire/Sir Ddinbych	81	33	48	3	3	3
Flintshire/Sir y Fflint	138	71	67	3	3	4
Wrexham/Wrecsam	20	9	11	4	3	4
Powys/Powys	85	39	46	3	3	3
Ceredigion/Sir Ceredigion	66	30	36	4	3	5
Pembrokeshire/Sir Benfro	100	59	41	4	4	4
Carmarthenshire/Sir Gaerfyrddin	98	54	44	3	4	3
Swansea/Abertawe	132	76	56	3	3	3
Neath Port Talbot/Castell-nedd Port Talbot	28	15	13	3	2	3
Bridgend/Pen-y-bont ar Ogwr	164	92	72	3	3	3
The Vale of Glamorgan/Bro Morgannwg	90	42	48	4	3	5
Rhondda Cynon Taff/Rhondda Cynon Taf	287	122	165	3	2	3
Merthyr Tydfil/Merthyr Tudful	75	36	39	3	3	3
Caerphilly/Caerffili	116	66	50	3	2	3
Blaenau Gwent	84	43	41	2	2	3
Torfaen/Tor-faen	106	48	58	4	3	4
Monmouthshire/Sir Fynwy	90	46	44	2	2	3
Newport/Casnewydd	141	66	75	3	3	3
Cardiff/Caerdydd	194	102	92	3	2	3
<b>WALES/CYMRU (1)</b>	<b>2,323</b>	<b>1,180</b>	<b>1,143</b>	<b>3</b>	<b>3</b>	<b>3</b>
2002	1,975	1,300	945	3	3	4
2001	1,349	656	963	3	3	4

(1) includes Independents. Does not include further education institutions  
(1) yn cynnwys ysgolion annibynnol. Nid yn sefydliadau addysg bellach

Further copies of this document can be obtained from:

Parents and Information Branch (SPD4)  
Welsh Assembly Government  
Cathays Park  
Cardiff  
CF10 3NQ

Tel: (029) 2082 6010  
Fax: (029) 2082 6016  
E-mail: [education.training@wales.gsi.gov.uk](mailto:education.training@wales.gsi.gov.uk)

or visit the Department for Training and Education website - [www.learning.wales.gov.uk](http://www.learning.wales.gov.uk)

Gallwch gael copïau pellach o'r ddogfen hon gan:

Y Gangen Rhieni a Gwybodaeth (SPD4)  
Llywodraeth Cynulliad Cymru  
Parc Cathays  
Caerdydd  
CF10 3NQ

Ffôn: (029) 2082 6010  
Ffacs: (029) 2082 6016  
E-bost: [education.training@wales.gsi.gov.uk](mailto:education.training@wales.gsi.gov.uk)

neu gweler gwefan Adran Hyfforddiant ac Addysg - [www.dysgu.cymru.gov.uk](http://www.dysgu.cymru.gov.uk)

