

# National Survey for Wales 2014-15



Llywodraeth Cymru  
Welsh Government

**79%**

satisfied with time taken for ambulance to arrive



6.3/10

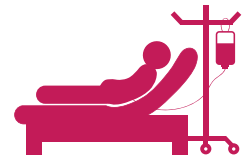
satisfaction with health services



**37%** find it difficult to make a convenient GP appointment



**91%** satisfied with GP care



**96%** of hospital patients felt treated with dignity and respect

**38%** get their news about Wales from the internet



of people use the internet. Of these

**60%** use a smartphone



**56%**


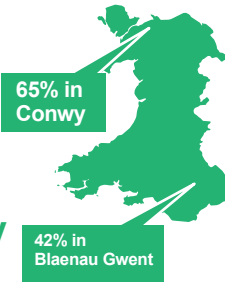
of households with children aged 7-15 use parental control filters



**82%** satisfied with the council's recycling collection

**53%**

say their council provides high quality services



6.6/10

satisfaction with education

**46%**

find it difficult to afford childcare



**54%**

parents of children aged 1-10 satisfied with play facilities in local area

# National Survey for Wales 2014-15



Llywodraeth Cymru  
Welsh Government



**66%**

walk or  
cycle  
to get  
around



**72%**  
**HAVE**  
**THEIR**  
**EYES TESTED**  
AT LEAST EVERY  
TWO YEARS



**79%**  
think people  
treat each  
other with  
respect




**59%**

think the  
effects of  
climate  
change will  
be worse in  
25 years' time



**83%**

are satisfied  
with their  
lives



**52%**

agree good  
social care  
services are  
available in  
their local  
area



**35%**  
would like to  
start their own  
business




have at  
least some  
difficulties  
keeping up  
with bills

**19%**

are in the  
Armed  
Forces  
community



**47%** of households  
have a pet



Visited in the last 12 months



**58%**  
Arts  
event



**39%**  
Museum



**59%**  
Historic  
place