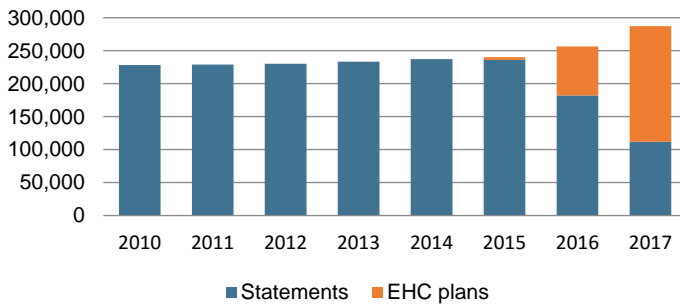




SFR 22/2017, 25 May 2017

## The total number of statements and EHC plans has continued to increase...

Statements and EHC plans in place

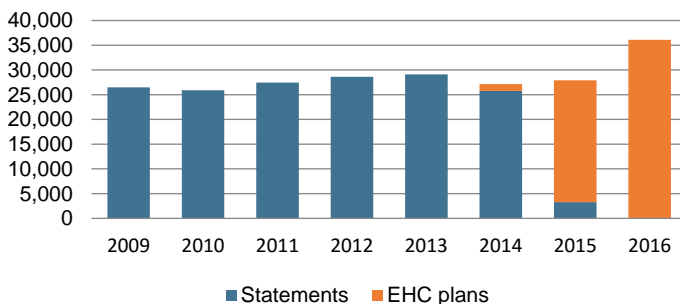


There were 175,233 children and young people with statutory Education, Health and Care (EHC) plans and 112,057 children and young people with statements of special educational needs (SEN) maintained by local authorities as at January 2017. This gives a combined total of 287,290, an increase of 30,975 (12.1%) from 256,315 as at January 2016.

The combined number of children and young people with statements and EHC plans has increased each year since 2010.

## There were 36,094 new EHC plans made in the 2016 calendar year...

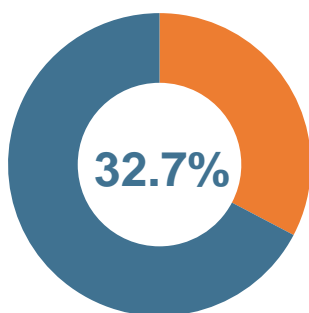
New Statements and EHC plans



There were 36,094 children and young people with new EHC plans made during the 2016 calendar year.

The number of children and young people with new EHC plans made during the 2016 calendar year has seen an increase of 8,171 (29.3%) when compared against the combined number of children and young people with statements and EHC plans made during 2015.

## 32.7% of statements in place at January 2016 have since transferred to EHC plans...



Between January 2016 and January 2017, there were 59,545 children and young people transferred from statements to EHC plans. This is equivalent to 32.7% of the children and young people with statements that were in place as at January 2016.

The period for local authorities to transfer children and young people with statements to EHC plans began in September 2014 and is due to end by April 2018.

# Contents

1.	Statements of SEN and EHC plans in place (Tables 1 and 3).....	4
	Age group .....	4
	Establishment type.....	5
2.	New statements of SEN and EHC plans (Tables 2 and 4) .....	6
	Age group .....	6
	Establishment type.....	7
3.	Assessment process (Tables 2 and 7) .....	8
4.	EHC plans issued within the time limits (Table 8) .....	8
5.	Transfers from statements of SEN and learning difficulty assessments (LDAs) to EHC plans (Table 9) .....	8
6.	Personal budgets and mediation cases (Table 10) .....	9
7.	Accompanying tables .....	9
8.	Further information is available .....	10
9.	National Statistics.....	11
10.	Technical information .....	11
11.	Get in touch.....	11
	Media enquiries .....	11
	Other enquiries/feedback.....	11

### About this release

This statistical first release (SFR) provides data from the annual SEN2 data return, which is mandatory for local authorities to complete. The return is the only source of data to report on all statements of SEN and EHC plans maintained by individual local authorities.

### Special educational needs and disability reforms

In September 2014, the special educational needs and disability (SEND) reforms came into effect as part of the Children and Families Act 2014. From 1 September 2014, any children or young people who are newly referred to a local authority for assessment are considered under the new Education, Health and Care (EHC) plan assessment process. The legal test of when a child or young person requires an EHC plan remains the same as that for a statement under the Education Act 1996.

See the [SEND code of practice: 0 to 25](#) for more detailed information on the reforms.

### In this publication

The following tables are included in the SFR:

- Main tables (Excel .xls)

The technical document provides information on the data sources, their coverage and quality and explains the methodology used in producing the data.

### Feedback

We are changing how our releases look and welcome feedback on any aspect of this document at: [SEN.statistics@education.gov.uk](mailto:SEN.statistics@education.gov.uk)

## 1. Statements of SEN and EHC plans in place (Tables 1 and 3)

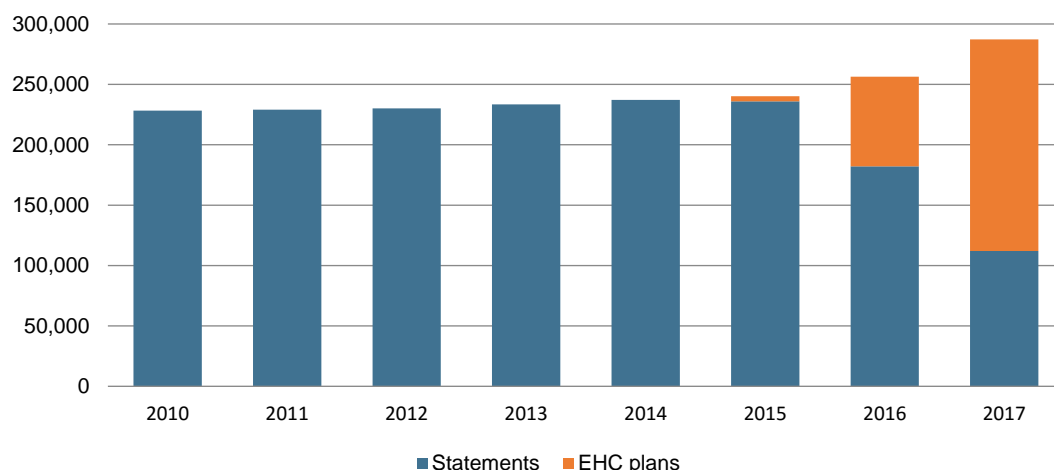
There were 175,233 children and young people with statutory Education, Health and Care (EHC) plans and 112,057 children and young people with statements of special educational needs (SEN) maintained by local authorities as at January 2017. This gives a combined total of 287,290 children and young people, an increase of 30,975 (12.1%) from 256,315 as at January 2016.

The combined total of children and young people with statements and EHC plans has increased each year since 2010.

**Figure A: Number of children and young people with statements or EHC plans**

Years: January 2010 - 2017

Coverage: England



Source: SEN2 2010-2017

### Age group

Children aged 11-15 years old accounted for the largest percentage of children and young people with statements (48.6%), EHC plans (33.2%) and for combined statements and EHC plans (39.2%) as at January 2017. Children under 5 years of age accounted for 0.3% of children and young people with statements, but made up 6.5% of children and young people with EHC plans.

**Figure B: Number and percentage of children and young people with statements or EHC plans by age group**

Year: January 2017

Coverage: England

Age group	Statements	EHC plans	Total
Under 5 years of age	281 (0.3%)	11,348 (6.5%)	11,629 (4%)
Aged 5-10	43,477 (38.8%)	53,902 (30.8%)	97,379 (33.9%)
Aged 11-15	54,442 (48.6%)	58,098 (33.2%)	112,540 (39.2%)
Aged 16-19	13,857 (12.4%)	44,177 (25.2%)	58,034 (20.2%)
Aged 20-25	.	7,708 (4.4%)	7,708 (2.7%)
<b>Total</b>	<b>112,057</b>	<b>175,233</b>	<b>287,290</b>

Source: SEN2 2017

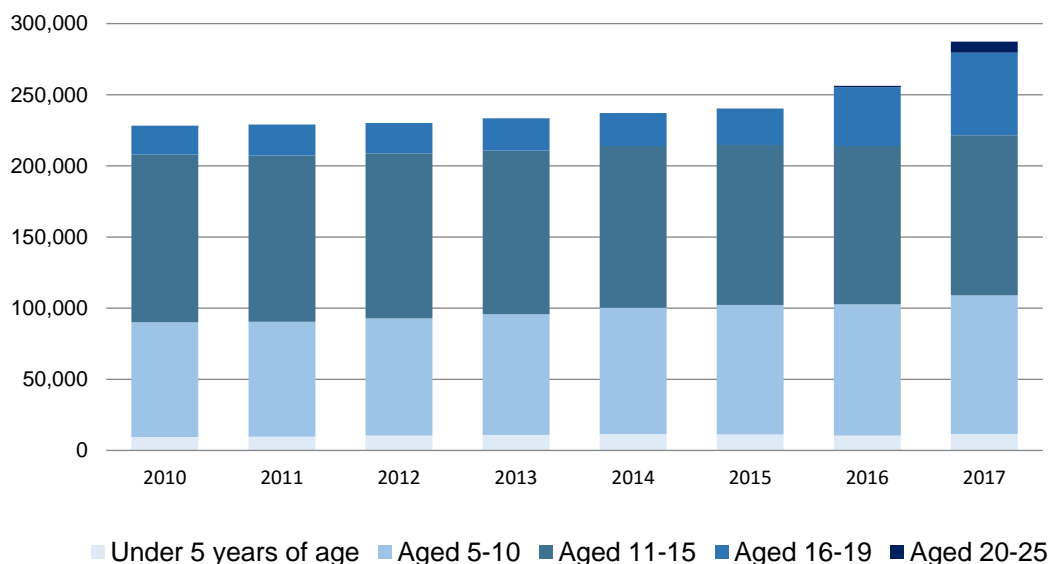
Children aged 11-15 years old have accounted for the largest percentage of children and young people with either a statement or EHC plan since 2010, although this has decreased year on year over the period (from 51.7% in January 2010 to 39.2% in January 2017). However, children and young people aged 16-19 years old have seen an increase year on year over the period (from 8.9% in January 2010 to 20.2% in January 2017).

In the same period, the percentage of children under 5 years of age and children aged 5-10 years old have remained consistent.

**Figure C: Number of children and young people with statements or EHC plans by age group**

Years: January 2010 - 2017

Coverage: England



Source: SEN2 2010-2017

## Establishment type

Children and young people receiving provision in mainstream schools accounted for the largest percentage of children and young people on roll at an establishment<sup>1</sup> with EHC plans (43.1%) and for combined statements and EHC plans (44.8%) as at January 2017. However, children and young people receiving provision in special schools accounted for the largest percentage of children and young people with statements (51.9%).

**Figure D: Number and percentage of children and young people with statements or EHC plans on roll at an establishment, by establishment type (grouped)**

Year: January 2017

Coverage: England

Establishment type (grouped)	Statements	EHC plans	Total
Non-maintained early years settings in the private and voluntary sector	21 (0%)	1,115 (0.7%)	1,136 (0.4%)
Mainstream school	51,552 (47.5%)	73,435 (43.1%)	124,987 (44.8%)
Special school	56,380 (51.9%)	62,208 (36.5%)	118,588 (42.5%)
Alternative Provision (AP) / Pupil Referral Unit (PRU)	686 (0.6%)	1,523 (0.9%)	2,209 (0.8%)
Further Education	.	32,066 (18.8%)	32,066 (11.5%)
<b>Total</b>	<b>108,639</b>	<b>170,347</b>	<b>278,986</b>

Source: SEN2 2017

<sup>1</sup> The type of establishment named on the statement or EHC plan.

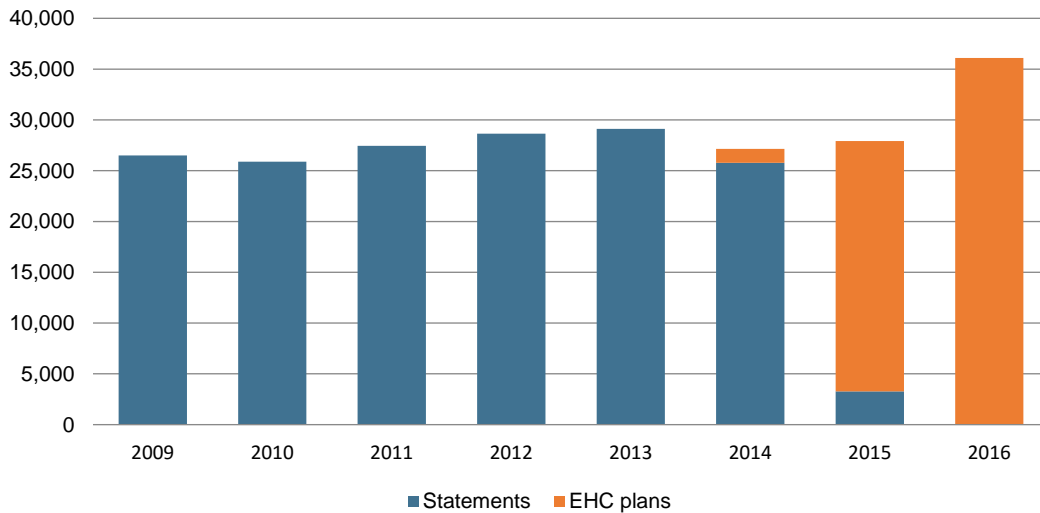
## 2. New statements of SEN and EHC plans (Tables 2 and 4)

There were 36,094 children and young people with new EHC plans made during the 2016 calendar year. The number of children and young people with new EHC plans made during the 2016 calendar year has seen an increase of 8,171 (29.3%) when compared against the combined number of children and young people with statements and EHC plans made during 2015.

**Figure E: Number of children and young people with new statements or EHC plans**

Years: Calendar year 2009 - 2016

Coverage: England



Source: SEN2 2010-2017

### Age group

Children aged 5-10 years old accounted for the largest percentage of children and young people with new EHC plans (44.8%) made during the 2016 calendar year. Young people aged 20-25 accounted for 2.1% of children and young people with EHC plans made during the 2016 calendar year.

**Figure F: Number and percentage of children and young people with new EHC plans by age group**

Year: Calendar year 2016

Coverage: England

Age group	EHC plans
Under 5 years of age	9,054 (25.1%)
Aged 5-10	16,166 (44.8%)
Aged 11-15	8,097 (22.4%)
Aged 16-19	2,030 (5.6%)
Aged 20-25	747 (2.1%)
<b>Total</b>	<b>36,094</b>

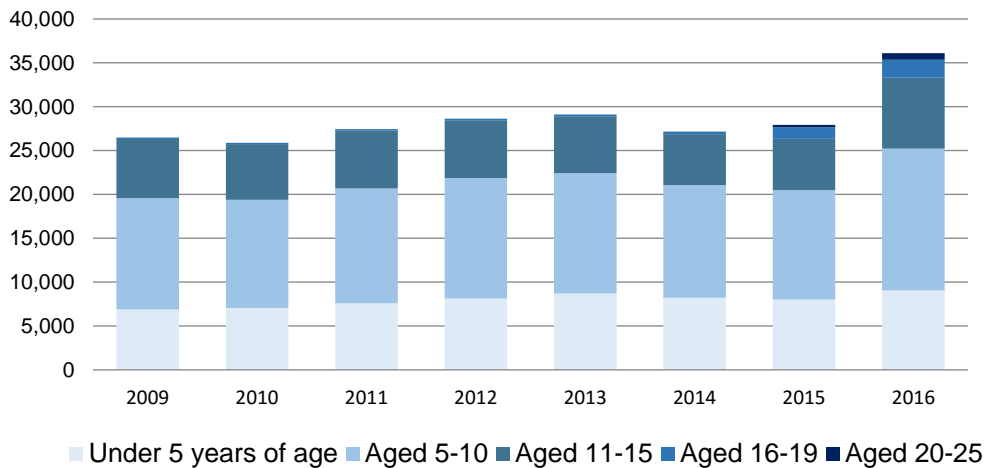
Source: SEN2 2017

Children aged 5-10 years old have accounted for the largest percentage of children and young people with a new EHC plan made during the calendar year since 2009, although this has decreased in recent years (from 47.3% in 2014 to 44.8% in 2016). However, children and young people aged 16-19 years old have seen an increase in recent years (from 0.7% in 2012 to 5.6% in 2016).

**Figure G: Number of children and young people with new EHC plans by age group**

Years: Calendar year 2009 - 2016

Coverage: England



Source: SEN2 2010-2017

### Establishment type

Children and young people receiving provision in mainstream schools accounted for the largest percentage of children and young people on roll at an establishment<sup>2</sup> with EHC plans made in the 2016 calendar year (63.3%).

**Figure H: Number and percentage of children and young people with new EHC plans by establishment type (grouped)**

Year: Calendar year 2016

Coverage: England

Establishment type (grouped)	EHC plans
Non-maintained early years settings in the private and voluntary sector	1,055 (3%)
Mainstream school	22,185 (63.3%)
Special school	9,280 (26.5%)
Alternative Provision (AP) / Pupil Referral Unit (PRU)	652 (1.9%)
Further Education	1,850 (5.3%)
<b>Total</b>	<b>35,022</b>

Source: SEN2 2017

<sup>2</sup> The type of establishment named on the statement or EHC plan.

### 3. Assessment process (Tables 2 and 7)

There were 37,751 children and young people assessed and a decision was taken whether or not to issue an EHC plan during the 2016 calendar year. Of these, 36,094 (95.6%) had new EHC plans made during the 2016 calendar year. A further 10,654 children and young people were either still being assessed, or had completed the assessment but a decision had not yet been made whether to issue an EHC plan as at January 2017.

There were 14,795 initial requests for an assessment for an EHC plan that were refused during the 2016 calendar year, an increase of 3,860 (35.3%) from the 2015 calendar year.

### 4. EHC plans issued within the time limits (Table 8)

#### Time limits

The 0-25 SEND code of practice states that the whole process of EHC needs assessment and EHC plan development, from the point when an assessment is requested (or a child or young person is brought to the local authority's attention) until the final EHC plan is issued, must take no more than 20 weeks. This is a shorter time limit than the 26 weeks previously given for the completion of statements. The special education needs and disability regulations allow for exceptions to the time limits in certain cases.

Of the new EHC plans made during the 2016 calendar year (excluding cases where exceptions apply), 58.6% were issued within the 20 week time limit, a decrease from 59.2% in 2015. Of the new EHC plans made during the 2016 calendar year (including cases where exceptions apply), 55.7% were issued within the 20 week time limit, an increase from 55.5% in 2015.

#### Figure H: New EHC plans issued within 20 weeks by exception cases

Year: Calendar year 2014-2016

Coverage: England

Exception cases	2014	2015	2016
<b>Excluding</b> exception cases:			
Number of new EHC plans issued	1,177	19,712	30,942
Percentage of new EHC plans issued within 20 weeks	64.3	59.2	58.6
<b>Including</b> exception cases:			
Number of new EHC plans issued	1,359	24,216	36,019
Percentage of new EHC plans issued within 20 weeks	61.5	55.5	55.7

Source: SEN2 2017

### 5. Transfers from statements of SEN and learning difficulty assessments (LDAs) to EHC plans (Table 9)

#### Timescales

Transferring children and young people with statements and young people receiving support as a result of a learning difficulty assessment (LDA) to EHC plans will be phased. Timescales are set out in [Special educational needs and disability: managing the September 2014 changes to the system](#).

Every local authority has published a Local Transition Plan setting out the timings for transfers to the new system.

There were 182,106 children and young people with statements as at January 2016. By January 2017, there were 59,545 children and young people transferred from statements to EHC plans; this is equal to 32.7% of the statements that were in place as at January 2016. By January 2017, 1,824 children and young people with statements were assessed and a decision was made not to issue an EHC plan.

Between January 2016 and August 2016, there were 5,283 young people transferred from LDAs to EHC plans and 887 young people with LDAs assessed and a decision was made not to issue an EHC plan.



## 6. Personal budgets and mediation cases (Table 10)

### Personal budgets

A personal budget is an amount of money identified by the local authority to deliver provision set out in an EHC plan where the parent or young person is involved in securing that provision.

Personal budgets are optional for the child's parent or the young person but local authorities are under a duty to prepare a budget when requested. Local authorities must provide information about organisations that may be able to provide advice and assistance to help parents and young people to make informed decisions about personal budgets.

See the [SEND code of practice: 0 to 25](#) for further information on personal budgets.

### Mediation

Mediation under the Children's and Families Act 2014 only applies at the time parents and young people are thinking of appealing to the Tribunal and only about the matters, which can be appealed to the Tribunal. Parents and young people who are thinking of appealing to the Tribunal have the option to contact a mediation adviser to be given information about mediation. They then decide whether they want to go to mediation or proceed to the tribunal.

### Tribunal

The First-tier Tribunal (Special Educational Needs and Disability) is part of the Health, Education and Social Care Chamber within the First-tier Tribunal. Following the assessment of needs of a child, if the local authority decides not to issue an EHC plan, or if parent/carers disagree with the educational provision set out in the EHC plan or the educational institution named in it, they would be able to appeal to the First-tier Tribunal. More information about the Tribunal via this web link: [www.gov.uk/courts-tribunals/first-tier-tribunal-special-educational-needs-and-disability](http://www.gov.uk/courts-tribunals/first-tier-tribunal-special-educational-needs-and-disability).

There were 6,442 personal budgets in place for EHC plans issued or reviewed during the 2016 calendar year.

There were 1,886 mediation cases held during the 2016 calendar year. Of these mediation cases, 477 (25.3%) were followed by appeals to the tribunal during the 2016 calendar year.

Some mediation cases in the 2016 calendar year could have been followed by appeal to the tribunal in 2017, which would not have been recorded in this collection.

## 7. Accompanying tables

The following tables are available in Excel format on the department's statistics website ([Statistics: special educational needs \(SEN\)](#)):

### National tables:

Table 1	Placement of children and young people with a statement or EHC plan
Table 2	Assessment and placement of children and young people with a new statement or EHC plan, and children and young people with statements or EHC plans transferred or discontinued

### Local authority tables:

Table 3	Children and young people with a statement or EHC plan by local authority
Table 4	Children and young people with a new statement or EHC plan by local authority
Table 5	Placement of children and young people with a statement or EHC plan by local authority
Table 6	Placement of children and young people with a new EHC plan by local authority
Table 7	Assessment of children and young people with a new EHC plan, and children and young people with statements or EHC plans transferred or discontinued, by local authority
Table 8	New EHC plans issued within 20 weeks by local authority
Table 9	Progress transferring children and young people with statements and LDAs to EHC plans by local authority

Table 10 EHC plans with personal budgets, mediation and tribunal cases, and employment of designated medical/clinical officer by local authority

When reviewing the tables, please note that symbols are used in the tables as follows:

- . not applicable
- .. not available

## 8. Further information is available

Previous publications	<p>Statements of SEN and EHC plans: England, was released as a separate publication for the first time in 2015:</p> <p><a href="#">Statements of SEN and EHC plans: England 2015</a></p> <p><a href="#">Statements of SEN and EHC plans: England 2016</a></p> <p>Data from earlier publications can be found as part of the Special Educational Needs in England publication:</p> <p><a href="#">Statistics: Special educational needs</a></p>
SEN2 collection guidance	<p>Guidance on the SEN2 collection that underpins this release:</p> <p><a href="#">Special educational needs survey: guide to submitting data</a></p>
Other SEN Statistical publications	<p>Statistics on pupils with SEN, including information on educational attainment, destinations, absence, exclusions, and characteristics:</p> <p><a href="#">Statistics: Special educational needs</a></p>
SEND code of practice	<p>Explains the duties of local authorities, health bodies, schools and colleges to provide for those with special educational needs under part 3 of the Children and Families Act 2014:</p> <p><a href="#">SEND code of practice: 0- 25 years</a></p>
Special educational needs and disability regulations	<p>Regulations supplement the procedural framework assessing a child or young person with special educational needs, and the procedure for making, reviewing, amending and ceasing to maintain an EHC plan:</p> <p><a href="#">The Education (Special Educational Needs) (England) (Consolidation) Regulations 2001</a></p> <p><a href="#">Special educational needs and disability regulations 2014</a></p>
Special educational needs and disability (SEND) information	<p>Includes links to guidance and regulations about supporting children and young people with special educational needs and disabilities.</p> <p><a href="#">Special educational needs and disability (SEND)</a></p>

## 9. National Statistics

The United Kingdom Statistics Authority has designated these statistics as National Statistics, in accordance with the Statistics and Registration Service Act 2007 and signifying compliance with the Code of Practice for Official Statistics.

Designation can be broadly interpreted to mean that the statistics:

- meet identified user needs;
- are well explained and readily accessible;
- are produced according to sound methods, and
- are managed impartially and objectively in the public interest.

Once statistics have been designated as National Statistics it is a statutory requirement that the Code of Practice shall continue to be observed.

The Department has a set of [statistical policies](#) in line with the Code of Practice for Official Statistics.

## 10. Technical information

A technical document accompanies this SFR. This provides further information on the data sources, their coverage and quality and explains the methodology used in producing the data, including how it is validated and processed.

## 11. Get in touch

### Media enquiries

Press Office News Desk, Department for Education, Sanctuary Buildings, Great Smith Street, London SW1P 3BT.

Tel: 020 7783 8300

### Other enquiries/feedback

Email: [SEN.statistics@education.gov.uk](mailto:SEN.statistics@education.gov.uk)



Department  
for Education



© Crown copyright 2017

This publication (not including logos) is licensed under the terms of the Open Government Licence v3.0 except where otherwise stated. Where we have identified any third party copyright information you will need to obtain permission from the copyright holders concerned.

To view this licence:

visit [www.nationalarchives.gov.uk/doc/open-government-licence/version/3](http://www.nationalarchives.gov.uk/doc/open-government-licence/version/3)

email [psi@nationalarchives.gsi.gov.uk](mailto:psi@nationalarchives.gsi.gov.uk)

write to Information Policy Team, The National Archives, Kew, London, TW9 4DU

About this publication:

Enquiries Post: SEN statistics, Data Outputs Division, Department for Education, Level 2  
Churchside, Bishopsgate House, Feethams, Darlington, DL1 5QE  
Email: [SEN.statistics@education.gov.uk](mailto:SEN.statistics@education.gov.uk)

Reference: [SFR 22/2017]



Follow us on Twitter:  
[@educationgovuk](https://twitter.com/educationgovuk)



Like us on Facebook:  
[facebook.com/educationgovuk](https://facebook.com/educationgovuk)