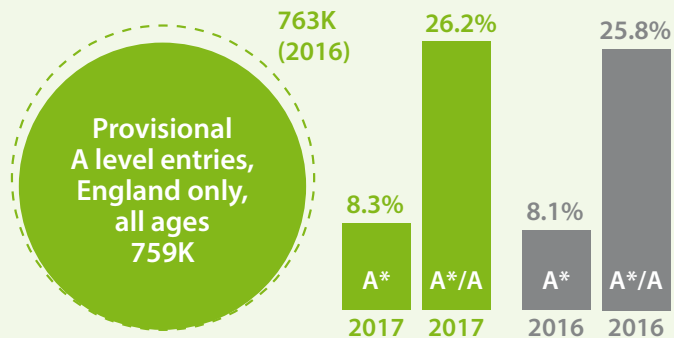


# All A levels in 2017

England only, all ages

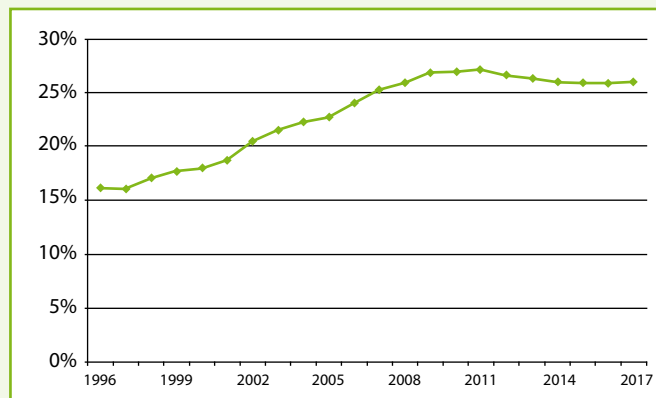
Overall results are stable



Average number of qualifications per student

	2015	2016	2017
A level	2.57	2.52	2.54
AS	2.70	2.40	1.93

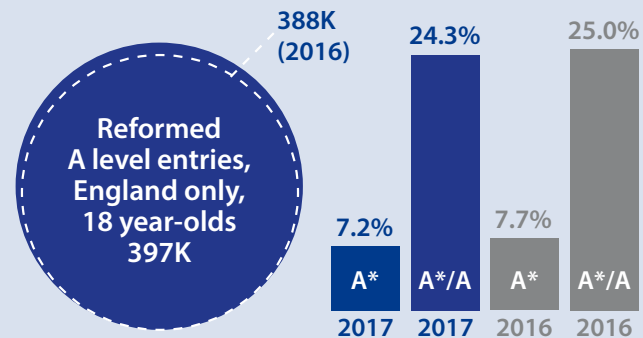
A level achievement at A\*/A over time



# Reformed A levels

England only, 18 year-olds only

13 reformed A level subjects in England



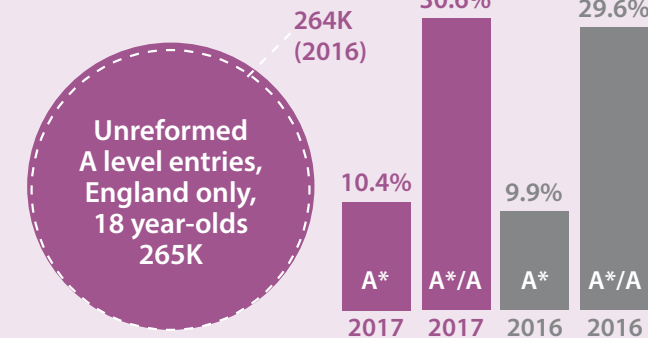
Outcomes are generally stable  
Changes reflect students' prior attainment

	2017 outcomes (A*/A, %)	2016 outcomes (A*/A, %)
Art and design	27.7	28.1
Biology	27.6	29.9
Business studies	15.1	14.5
Chemistry	33.3	35.3
Computing	17.5	17.3
Economics	32.2	32.2
English language	10.7	11.0
English literature	24.8	26.1
English language and literature	12.0	12.9
History	24.3	24.4
Physics	30.7	32.3
Psychology	18.8	19.1
Sociology	19.3	19.8

# Unreformed A levels

England only, 18 year-olds only

Most A level subjects are the same as in 2016



Grade A\*/A outcomes in languages up in 2017

	2017 outcomes (A*/A, %)	2016 outcomes (A*/A, %)
French	39.9	38.2
German	38.6	37.4
Spanish	37.3	34.8

For this summer, we agreed with the exam boards an adjustment to their statistical predictions in each of these 3 modern foreign languages

The predictions were adjusted by +1% at grade A

